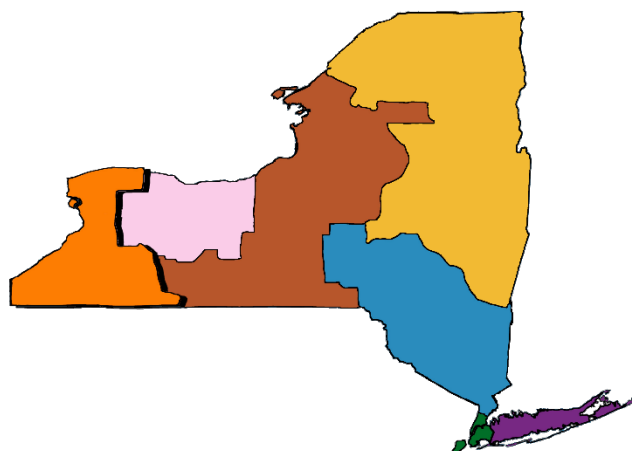



The New York State Seal of Biliteracy in the Western Region



2021-22 Report

**Office of Bilingual Education
and World Languages**

New York State Education Department



New York State
EDUCATION DEPARTMENT
Knowledge > Skill > Opportunity



Suggested citation:

New York State Department of Education (NYSED) (2023). *The New York State Seal of Biliteracy in the Western Region Report 2021-22*. By the Office of Bilingual Education and World Languages.

Table of Contents

The Western Region..... 4

Schools that Offered the NYSSB..... 7

Students Who Earned the NYSSB..... 9

 Seal Earners by Gender..... 9

 Seal Earners by Race and Ethnicity 10

 Seal Earners by ELL Status..... 11

 Seal Earners by Language 13

Areas for Potential Growth of the NYSSB in the Western Region..... 15

 Schools..... 15

 Students..... 15

List of Figures and Tables 16

References 17



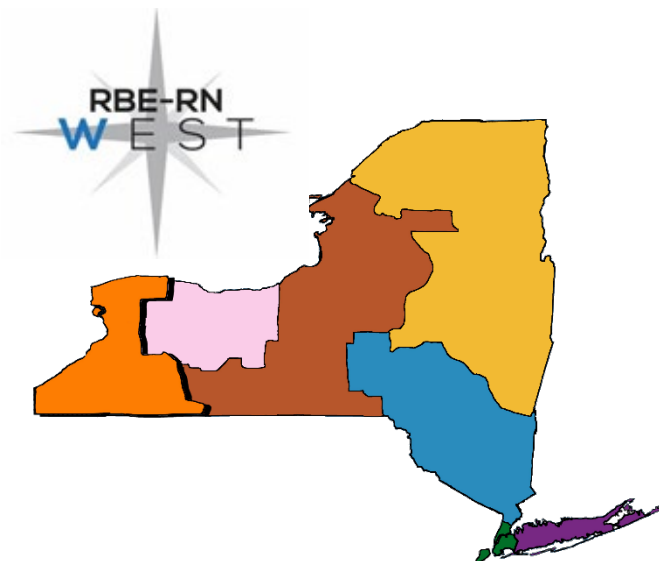
2022 NYSSB graduates and faculty from Starpoint High School
(Photo courtesy of Starpoint CSD)

The Western Region

The Western region, represented by the area in orange on the map on the right, is made up of the counties of: Allegany, Cattaraugus, Chautauqua, Erie, Niagara, and Orleans.

The Western region is supported by the Regional Bilingual Education Resource Network (RBERN) West at Erie 1 BOCES. This RBERN provides services to 101 districts, including professional learning on high-quality instruction and assessment practices that support academic the achievement for English Language Learners (ELLs), technical assistance and workshops for the design and implementation of educational programs for ELLs, as well as workshops on state and federal laws, regulations, and policies, and a support network of resources and collaboration for the education of ELLs. The goal of the RBERN is to enhance the knowledge and competencies of educators, parents, and community members in order to promote the academic excellence of ELLs.

Figure 1. Map of New York State by Region with the Western Region Highlighted (Image downloaded from: <https://www.nysrbernondemand.org/> on 11/19/22.)



RBERN West, Erie 1 BOCES

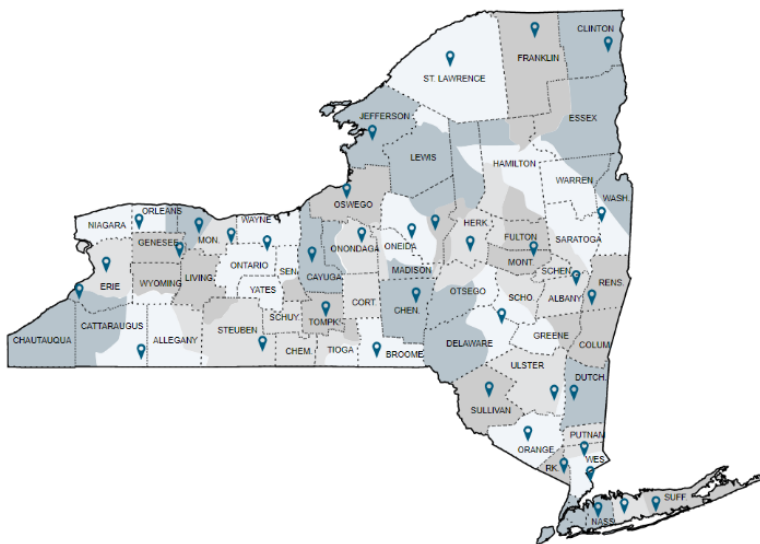
355 Harlem Rd, Building C, West Seneca, NY 14224, Tel: (716) 821-7531

Website: <http://www.rbernwest.e1b.org>, Email: RBERNwest@e1b.org

This Western region is also serviced by the following BOCES shown in Figure 2 below:

- [Cattaraugus-Allegany-Erie-Wyoming Counties and BOCES](#)
- [Erie County and BOCES \(Erie 1\)](#)
- [Erie-Chautauqua-Cattaraugus Counties and BOCES \(Erie 2-Chautauqua-Cattaraugus\)](#)
- [Orleans-Niagara Counties and BOCES](#)

Figure 2. Map of New York State by County with BOCES Pinned (Image downloaded from: <https://www.boces.org/contact-a-boces/> on 11/19/22.)




An infographic summary of the NYSSB in the Western region for 2021-22 can be found on the following two pages in Figure 3.

Figure 3. Infographic Summary of the NYSSB in the Western Region (2021-22)




NYS Seal of Biliteracy Western Region 2021-22






The New York State Seal of Biliteracy (NYSSB) recognizes students from district, charter, and non-public schools who have attained a **high level of proficiency in two or more world languages** (one of which must be English) by high school graduation. It acknowledges the importance of biliteracy in today's global society.

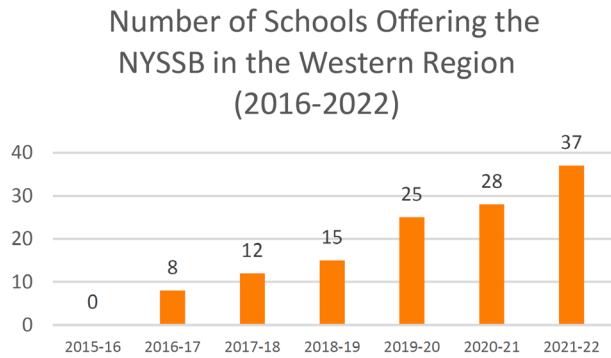


The intent of the NYSSB is to:

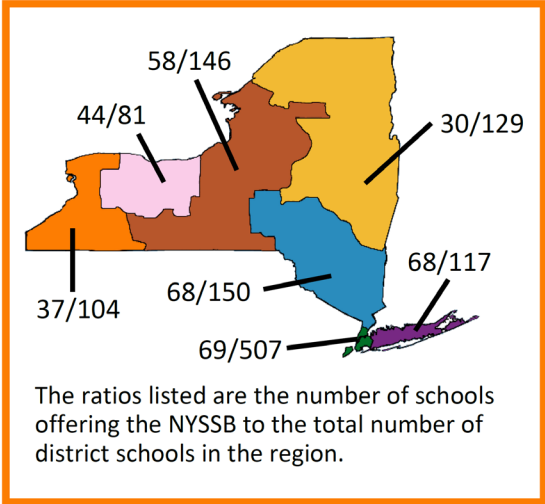
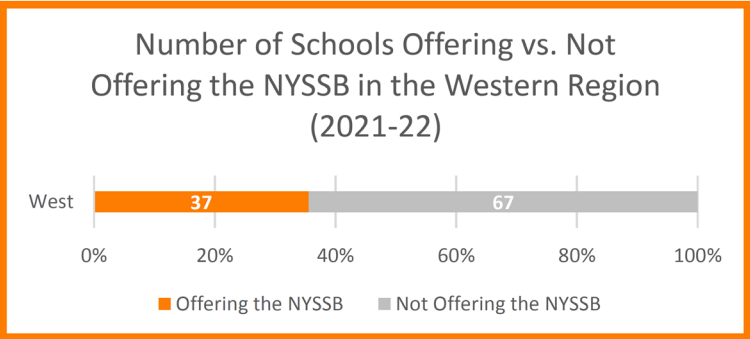
- affirm the value of diversity in a multilingual society;
- encourage the study of languages;
- identify high school graduates with multilingualism and multiliteracy skills for employers;
- provide universities with additional information about applicants seeking admission;
- prepare students with twenty-first century skills; and
- recognize the value of world and home language instruction in schools.



The NYSSB carries the highest weight on a school's "[Readiness Measures](#)", on par with the NYS Regents Diploma with Advanced Designation and Advanced Placement and International Baccalaureate exams. This also includes current ELLs not in the graduation cohort earning the NYSSB and a Regents Diploma.



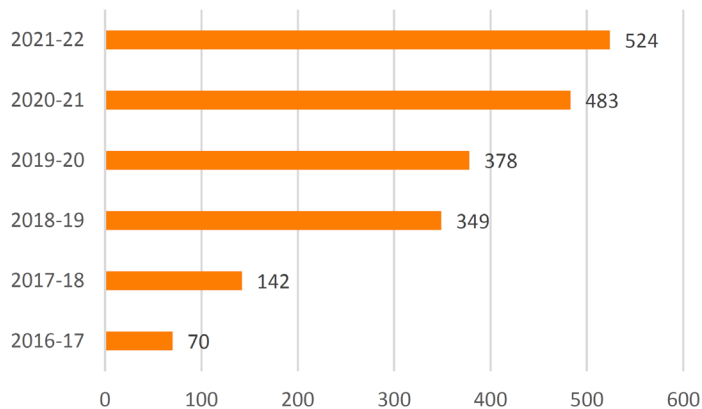
35.6%
of district schools in the Western region offered the NYSSB in 2021-22.



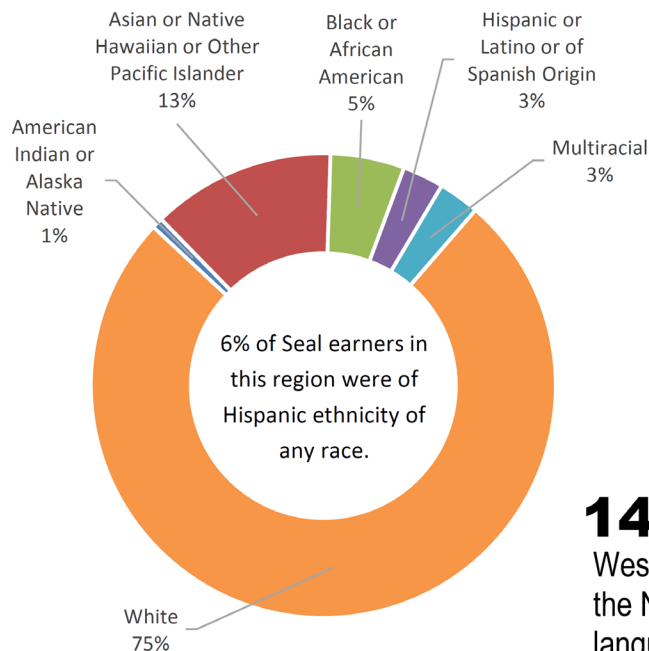
Languages in which students from the Western region earned the NYSSB in 2021-22
American Sign Language, Arabic, Bangla, Bulgarian, Burmese, Farsi, French, German, Karen, Karenni, Kinyarwanda, Latin, Lingala, Mai Mai, Mandarin, Nepali, Polish, Punjabi, Russian, Serbian, Somali, Spanish, Swahili, Tagalog, Thai, Tuscarora, Ukrainian, Urdu, Vietnamese

524 students from the Western region earned the NYSSB in 2021-22.

NYSSB Earners in the Western Region
(2016-2022)




Percentage of Students who Earned
the NYSSB in the Western Region by
Race (2021-22)



14 Students from the Western region earned the NYSSB in **two** world languages in addition to English in 2021-22.

Seal Earners by Gender

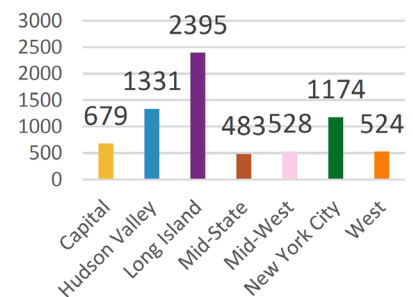


Seal Earners by ELL Status

Current ELLs	45
Former/Ever ELLs	43
Never ELLs - Home Language = English	409
Never ELLs - Home Language ≠ English	27

Current ELLs are students who, by birth or ancestry, speak or understand a language other than English and who score below the designated level on the NYS English language proficiency assessment. **Ever ELLs** (includes Former ELLs) are students who were once ELLs, but who have demonstrated the NYS designated level of proficiency necessary to exit ELL status. **Never ELLs** are students who have never been identified as ELLs. A Never ELL's home language may be English or another world language.

Total Number of Students who
Earned the NYSSB by Region
(2021-22)



Your local RBERN can also provide support for your Seal of Biliteracy Program.

RBERN West, Erie 1 BOCES

355 Harlem Rd, Building C, West Seneca, NY 14224, Tel: (716) 821-7531

Website: <http://www.rbernwest.e1b.org>, Email: RBERNwest@e1b.org

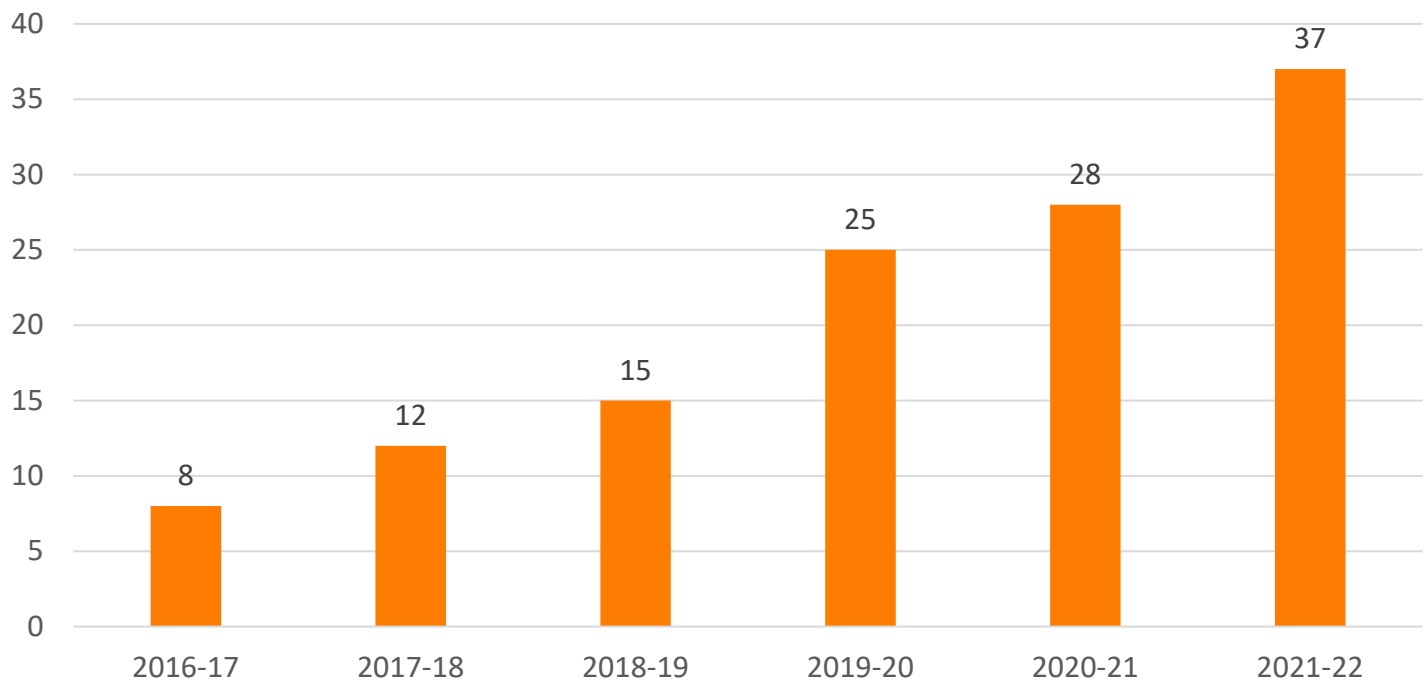


Office of Bilingual Education and World Languages, New York State Education Department
NYSSB Website, Email: nyssb@nysed.gov

Schools that Offered the NYSSB

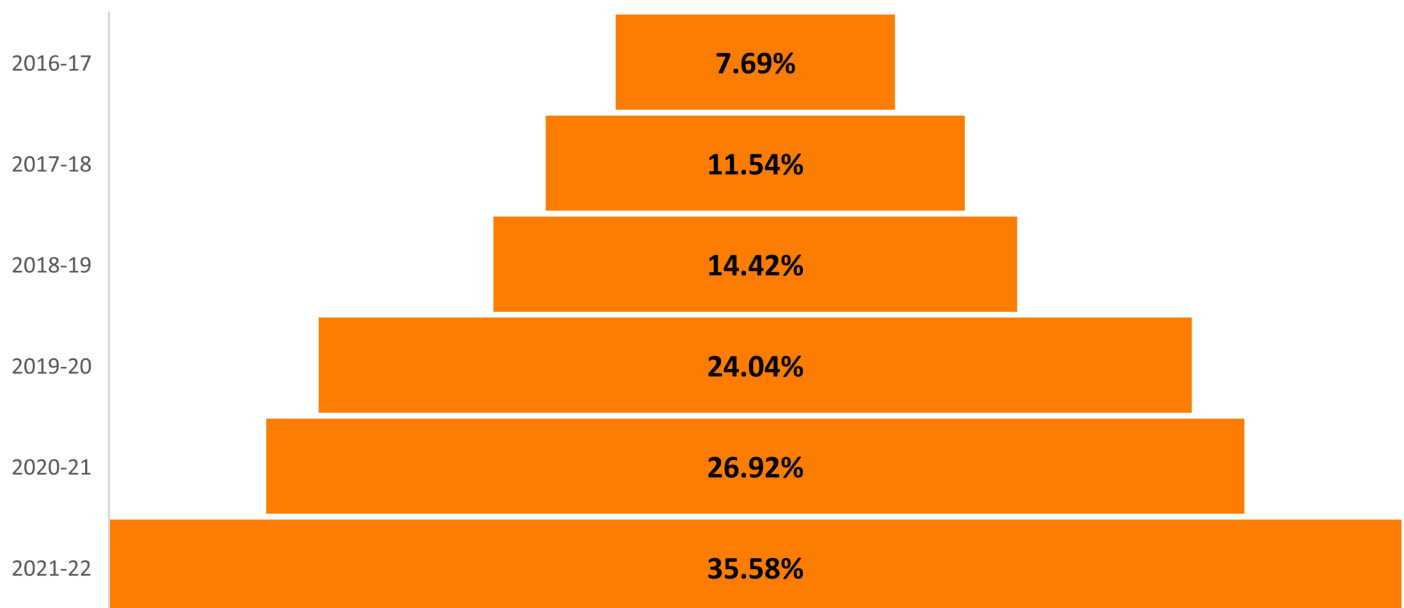
The number of schools in the Western region that offered the NYSSB rose in 2021-22 to 37 schools, as shown in Figure 4.

Figure 4. Growth in the Number of Western Region High Schools Offering the NYSSB (2016-2022)



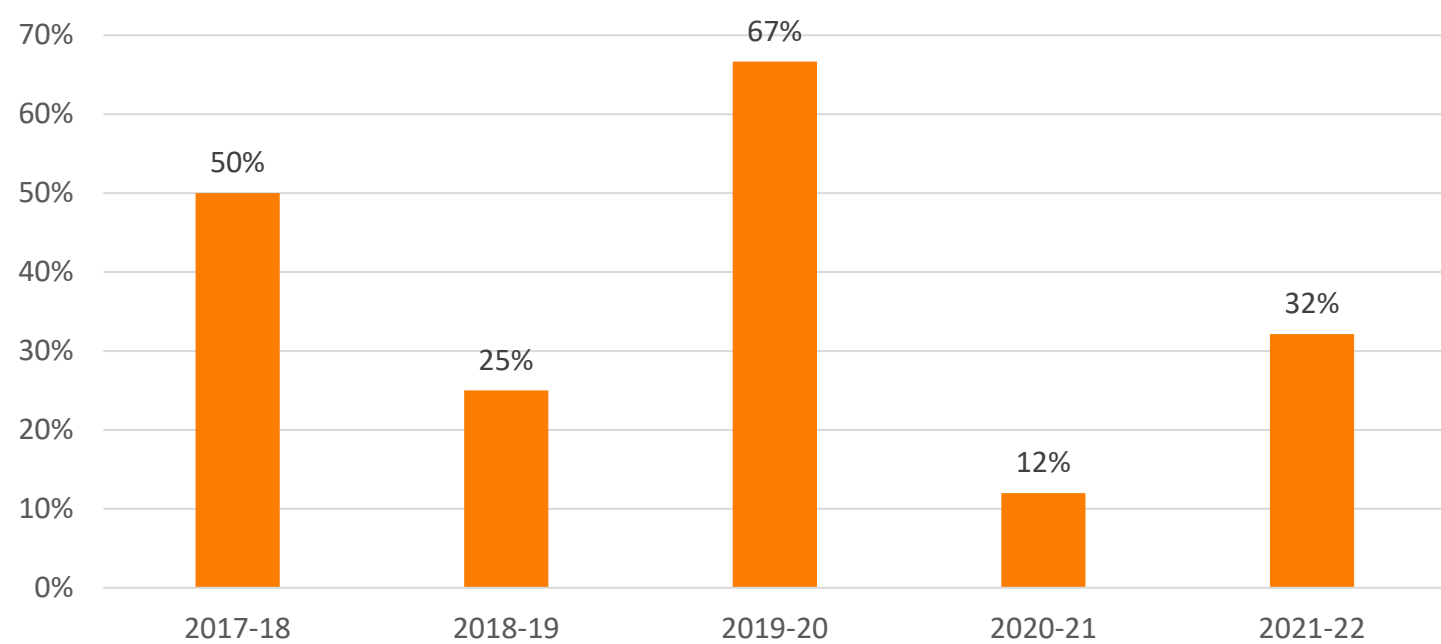
The 37 schools in the Western region that offered the NYSSB represented over 35% of district high schools in the region, or almost one in every three district high schools. As demonstrated in Figure 5 below, the percentage of schools in the Western region has experienced a steady growth over the last six years.

Figure 5. Western NYSSB Schools as a Percentage of Total District High Schools in the Western Region (2016-2022)



The growth rate in the percentage of schools offering the NYSSB in the Western region has seen some significant swings in the last five years, with the lowest growth rate in 2020-21. This rate rebounded in 2021-22 at 32%. Figure 6 below shows the percentage of growth in the number of schools in the Western region offering the NYSSB from 2016 through 2022.

Figure 6. Percentage of Growth in Number of Schools in the Western Region Offering the NYSSB (2016-2022)

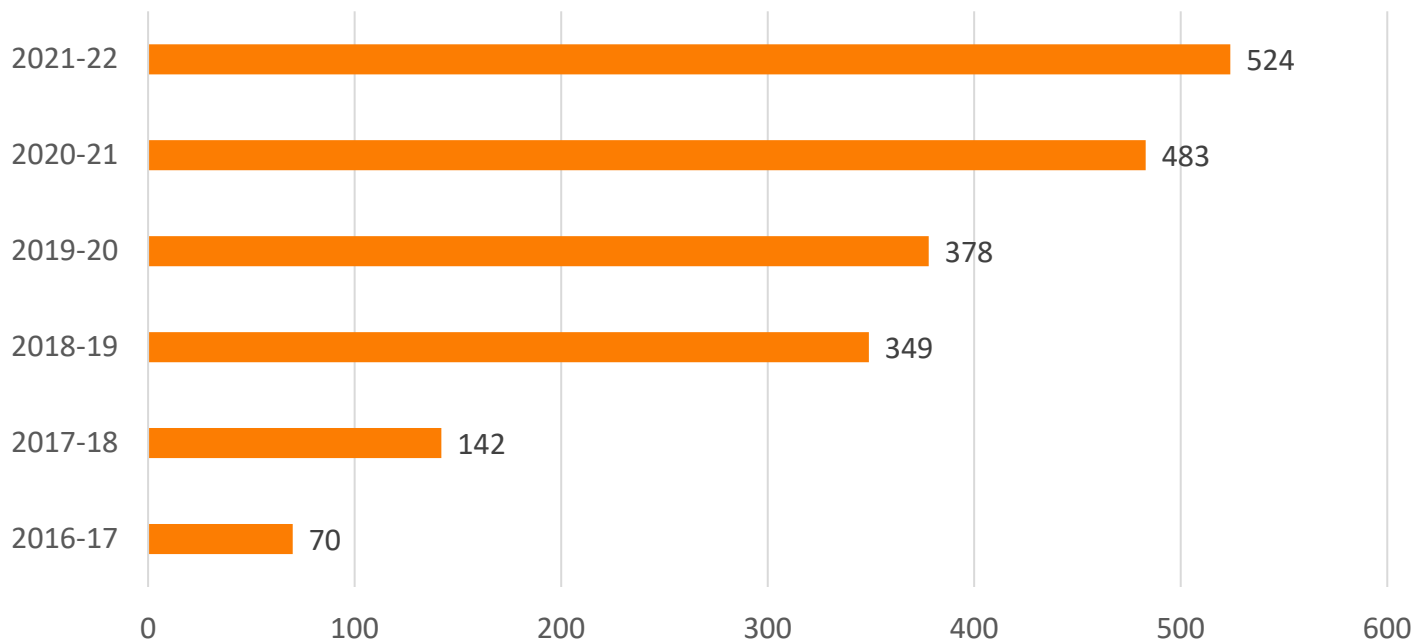


2022 NYSSB graduates and faculty from West Seneca West Senior High School
(Photo courtesy of West Seneca CSD)

Students Who Earned the NYSSB

The number of students who earned the NYSSB in the Western region grew substantially in 2021-22 to 524 students, up more than 8% from the prior year.

Figure 7. Number of Students Awarded the NYSSB in the Western Region (2016-2022)

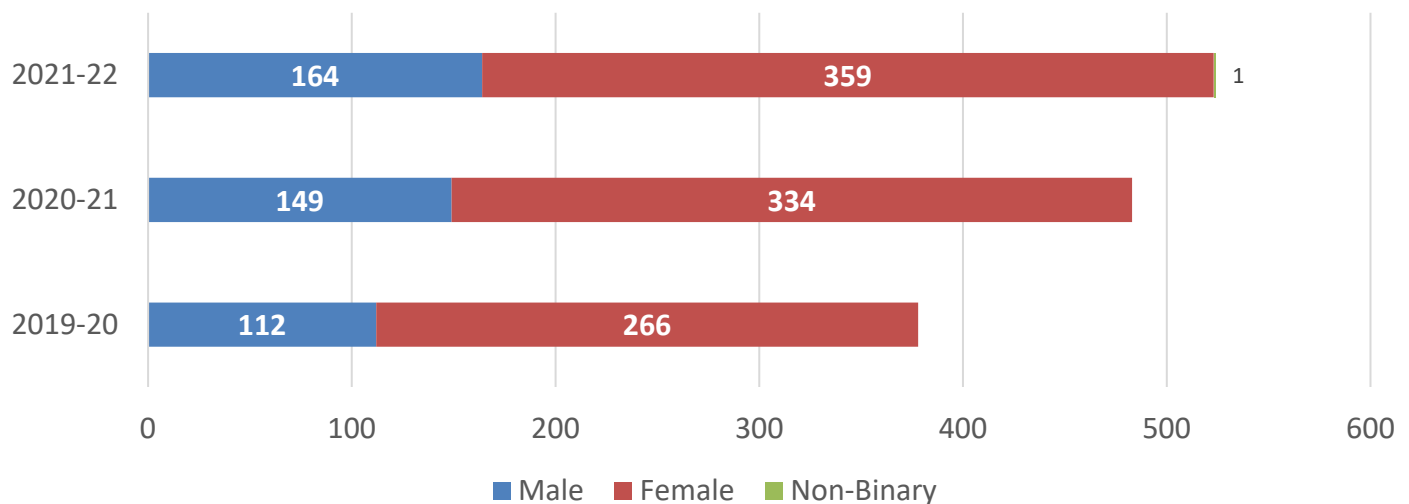


Seal Earners by Gender

The gender make-up of the NYSSB class of 2021-22 from the Western region remained the same as the prior year:

- Seal earners who identify as male represented 31% of all NYSSB earners from the region in 2021-22.
- Seal earners who identify as female represented 69% of all NYSSB earners from the region in 2021-22.
- 2020-21 was the first year that students pursuing the NYSSB were able to identify as non-binary. While there were no non-binary Seal earners from the Western region in that year, 2021-22 did have one Seal earner from this region who identified in this way.

Figure 8. Number of Students Awarded the NYSSB in the Western Region by Gender (2020-2022)



Seal Earners by Race and Ethnicity

Students of all of the five federal race designations and Hispanic students from the Western region earned the NYSSB in 2021-22. Figure 9 below shows the percentage of Seal Earners in the Western region by race/ethnicity in 2021-22.

Figure 9. Number of Students Awarded the NYSSB in the Western Region by Race/Ethnicity (2021-22)




Table 1 below displays the number of Western region Seal earners from 2019-20 through 2021-22 disaggregated by race/ethnicity. When considering this last three years' data, we see the following trends:

1. Limited, but stable participation in the NYSSB by American Indian or Alaska Native students and Black or African American students;
2. Increased participation in the NYSSB by Asian, Native Hawaiian, or Other Pacific Islander students and Multiracial students;
3. Decreased participation in the NYSSB by Hispanic students; and
4. Substantial and stable participation in the NYSSB by White students.

Table 1. Students Awarded the NYSSB in the Western Region by Race/Ethnicity (2020-2022)

Western Region	2019-20	2020-21	2021-22
American Indian or Alaska Native	3	5	4
Asian or Native Hawaiian or Other Pacific Islander	47	37	67
Black or African American	26	25	27
Hispanic or Latino or of Spanish Origin	23	13	15
Multiracial	5	12	15
White	274	391	396
TOTAL	378	483	524

Seal Earners by ELL Status

There are four student sub-groups which are eligible to pursue the NYSSB:

- **Current English Language Learners (ELLs)** - students who, by birth or ancestry, speak or understand a language other than English and who score below the designated level on the NYS English language proficiency assessment. Current ELLs generally earn the NYSSB in their home language and English.
- **Ever ELLs** - students who were once ELLs, but who have demonstrated the NYS designated level of proficiency necessary to exit ELL status. Ever ELLs generally earn the NYSSB in their home language and English, although some may take a course of study in another language in which to pursue the NYSSB.
- **Never ELLs whose home language (HL) is English** - students who have never been identified as ELLs and whose home language is English. This sub-group of Never ELLs generally earns the NYSSB in English and a world language that they study through the Checkpoint C level.
- **Never ELLs whose home language (HL) is other than English** - students who have never been identified as ELLs and whose home language is other than English. This sub-group of Never ELLs generally earns the NYSSB in English and their home language, but may also do so in a language that they study in school.

Table 2. Number of Students Who Earned the NYSSB in the Western Region by ELL Status (2016-2022)

Western Region	ELLs	Ever ELLs	Never ELLs (HL= English)	Never ELLs (HL≠English)	Total
2016-17	1	10	59		70
2017-18	11	16	115		142
2018-19	27	23	299		349
2019-20	19	53	306		378
2020-21	22	20	425	16	483
2021-22	45	43	409	27	524

Historically in the Western region, as well as in most other regions of the state, the majority of students who earn the NYSSB are Never ELLs whose home language is English and who earn the NYSSB in English and in a world language studied in school. The participation in the NYSSB among Current ELLs in the Western region in 2021-22 was the highest it has ever been (45 students). To increase the number of Current ELLs participating in the NYSSB:

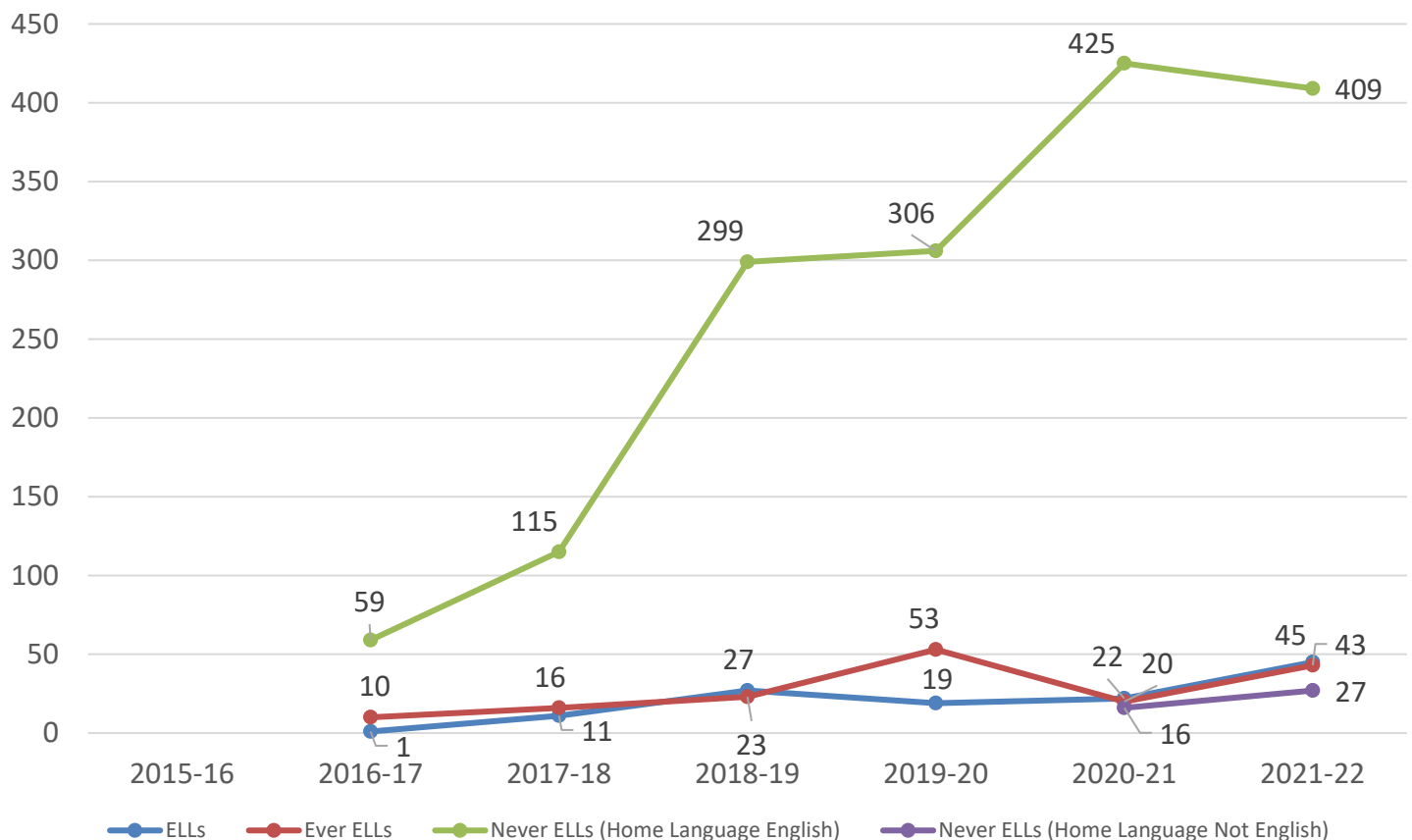
1. More schools in the Western region are encouraged to sign on to offer the NYSSB. Just over one in every three district high schools in the Western region offered the NYSSB to their students in 2021-22.
2. Schools offering the NYSSB are encouraged to have systems in place to support students' acquisition of English as well as the development of the home language(s) of Current ELLs.
3. Schools offering the NYSSB are encouraged to develop promotional materials in the preferred languages of their ELL families to ensure parents are made aware of the opportunity and benefits of earning the NYSSB.
4. Schools offering the NYSSB are encouraged to develop a network of adults among their staff and within their communities that are qualified speakers of other languages, focusing on the languages spoken by their Current and Ever ELLs, so as to support the participation in the NYSSB by these students. These adults can serve as advisors to students pursuing the NYSSB and as members of the panel of reviewers that evaluates the students' Culminating Projects.

The number of Ever/Former ELLs in the Western region peaked in 2019-20 at 53 students. In 2020-21, less than 50% of the total Former/Ever ELLs from the prior year earned the NYSSB; however, the participation among Ever ELLs in the Western region appears to rebounding, with 43 students in 2021-22.

Never ELLs whose home language is English have historically represented the vast majority of Seal earners, not only within the Western region, but across New York State. This population of Seal earners has shown the most drastic growth within the region, from 59 Seal earners in the first year the NYSSB was offered to 409 in 2021-22, representing an almost seven-fold growth rate over six years. It is likely that Never ELLs whose home language is English is the most easily identifiable student sub-group, given that they represent any senior who is currently completing a Checkpoint C world language course, or seniors who completed such a class with an average of 85% or better in the prior year. These students are enrolled in coursework that directly supports attainment of the NYSSB, including regular access to instructors who speak the world language in which the students are pursuing the NYSSB.

In 2021-22, the subgroup “Never ELLs” was divided into those whose home language is English and those whose home language is other than English. The purpose of this re-categorization was to distinguish students who are native English speakers from those who speak a language other than English at home. This latter group of students is often referred to as Heritage Language Speakers. Schools often face challenges in identifying these students as potential NYSSB applicants since they were not identified as ELLs and may speak a language that is not taught in their schools. A total of 27 Never ELLs whose home language (HL) is other than English earned the NYSSB in the Western region in 2021-22. Figure 10 shows the number of students who earned the NYSSB in the Western Region by ELL status from 2016 to 2022.

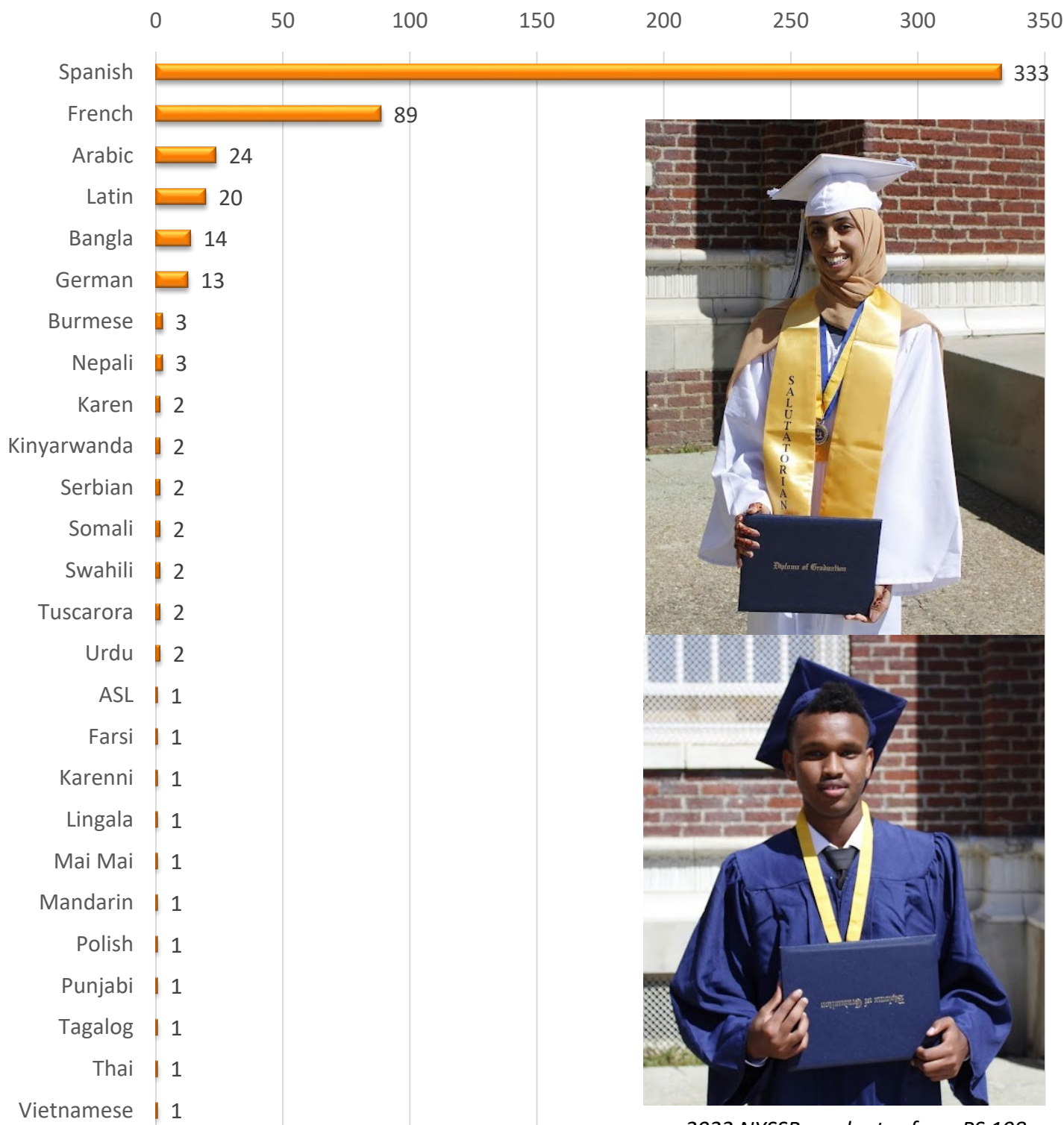
Figure 10. Number of Students Who Earned the NYSSB in the Western Region by ELL Status (2016-2022)



Seal Earners by Language

Students from the Western region earned the NYSSB in American Sign Language, Arabic, Bangla, Bulgarian, Burmese, Farsi, French, German, Karen, Karenni, Kinyarwanda, Latin, Lingala, Mai Mai, Mandarin, Nepali, Polish, Punjabi, Russian, Serbian, Somali, Spanish, Swahili, Tagalog, Thai, Tuscarora, Ukrainian, Urdu, and Vietnamese. Figure 11 shows the world languages other than English in which students earned the NYSSB in the Western region, ranked from most to least frequent.

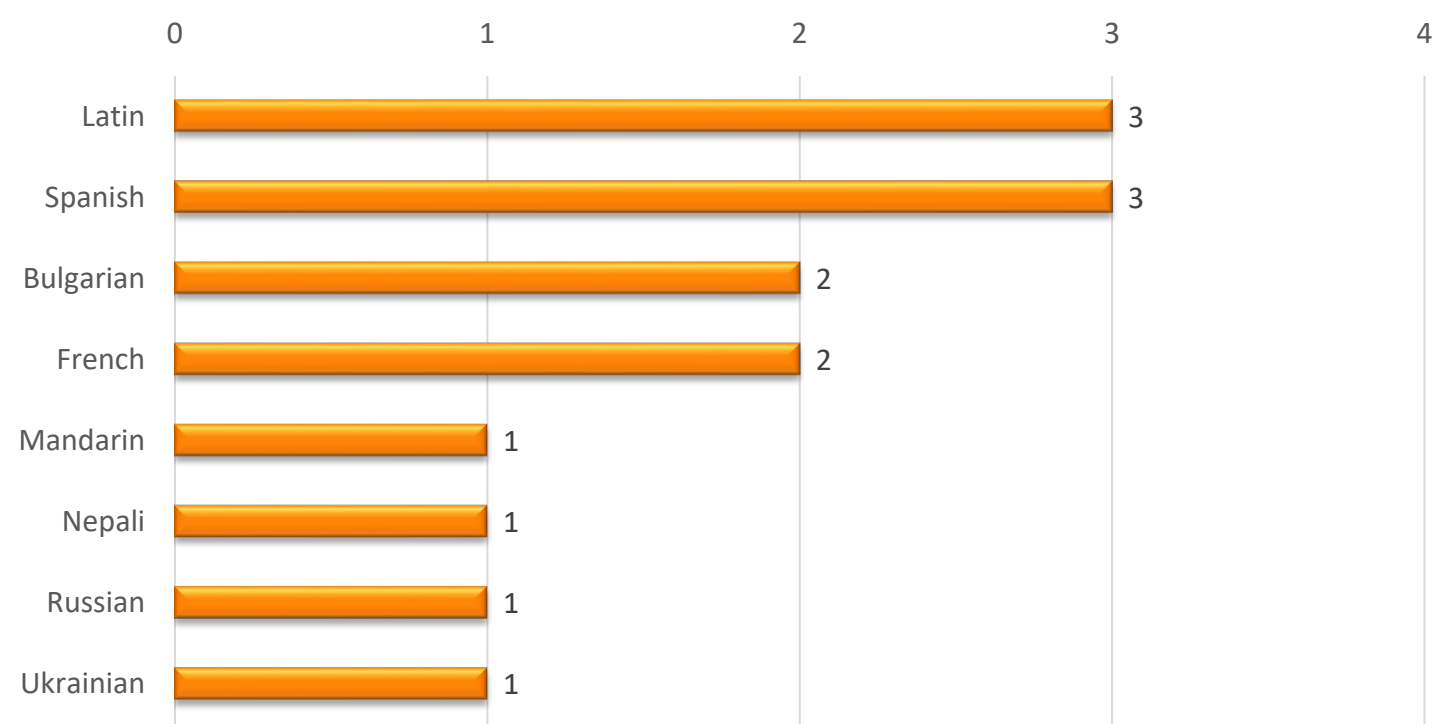
Figure 11. Number of Students Who Earned the NYSSB in the Western Region by World Language (2016-2022)



2022 NYSSB graduates from PS 198
International Preparatory School at Grover
(Photos courtesy of Buffalo Public Schools)

Four students were awarded the NYSSB in two world languages in addition to English, as show in Figure 12.

Figure 12. Number of Students Who Earned the NYSSB in the Western Region in Two World Languages in Addition to English (2021-22)



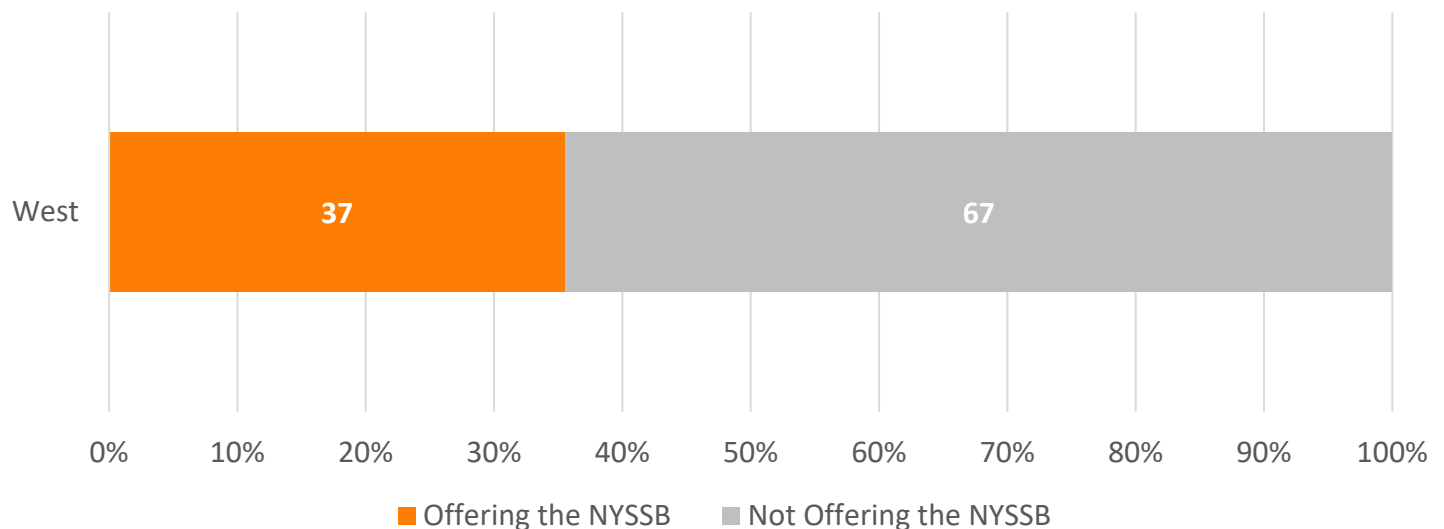
2022 NYSSB graduates from Lancaster HS
(Photo courtesy of Lancaster CSD)

Areas for Potential Growth of the NYSSB in the Western Region

Schools

There is significant potential for growth within this region that has 67 district high schools that did not have a NYSSB program as of 2021-22, as shown in Figure 13 below.

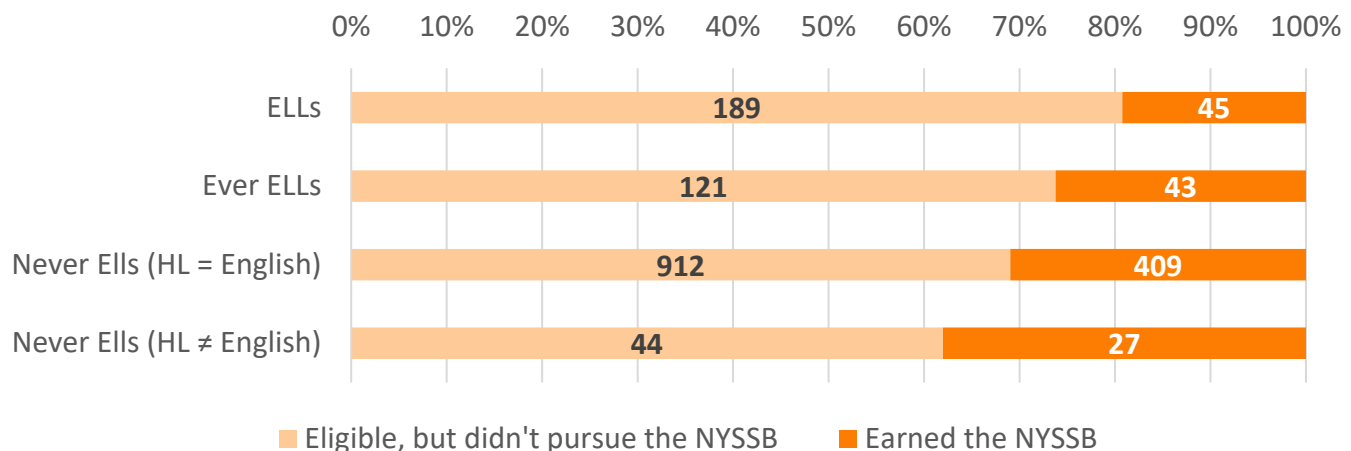
Figure 13. District High Schools in the Western Region Offering vs. Not Offering the NYSSB (2021-22)



Students

In the Western region, as in most regions, the largest group of students earning the NYSSB are Never ELLs whose home language is English and who are taking a course of study in a world language in high school. Figure 14 below shows the total students in the Western region who earned the NYSSB in 2021-22 as compared to those who were eligible, but did not pursue the NYSSB, disaggregated by ELL status.

Figure 14. Seal Earners vs. Eligible Students Not Pursuing the NYSSB in the Western Region by ELL Status (2021-22)



Eligible students include any student graduating in 2021-22 who was proficient in or studying English and another world language at the Checkpoint C level or higher.

List of Figures and Tables

Figures

Figure 1.	Map of New York State by Region with the Western Region Highlighted	4
Figure 2.	Map of New York State by County with BOCES Pinned	4
Figure 3.	Infographic Summary of the NYSSB in the Western Region (2021-22)	5
Figure 4.	Growth in the Number of Western Region High Schools Offering the NYSSB (2016-2022)	7
Figure 5.	Western Region NYSSB Schools as a Percentage of Total District High Schools in the Western Region (2016-2022)	7
Figure 6.	Percentage of Growth in Number of Schools in the Western Region Offering the NYSSB (2016-2022)	8
Figure 7.	Number of Students Awarded the NYSSB in the Western Region (2016-2022)	9
Figure 8.	Number of Students Awarded the NYSSB in the Western Region by Gender (2020-2022)	9
Figure 9.	Percentages of Students Awarded the NYSSB in the Western Region by Race/Ethnicity (2021-22)	10
Figure 10.	Number of Students Who Earned the NYSSB in the Western Region by ELL Status (2016-2022) ..	12
Figure 11.	Number of Students Who Earned the NYSSB in the Western Region by World Language (2016-2022)	13
Figure 12.	Number of Students Who Earned the NYSSB in the Western Region in Two World Languages in Addition to English (2021-22)	14
Figure 13.	District High Schools in the Western Region Offering vs. Not Offering the NYSSB (2021-22)	15
Figure 14.	Seal Earners vs. Eligible Students Not Pursuing the NYSSB in the Western Region by ELL Status (2021-22)	15

Tables

Table 1.	Students Awarded the NYSSB in the Western Region by Race/Ethnicity (2020-2022)	10
Table 2.	Number of Students Who Earned the NYSSB in the Western Region by ELL Status (2016-2022)	11

References

New York State Department of Education (NYSED) (2019). *The New York State Seal of Biliteracy 2018-19 Report*. By the Office of Bilingual Education and World Languages.

New York State Department of Education (NYSED) (2021). *The New York State Seal of Biliteracy 2019-20 Report*. By the Office of Bilingual Education and World Languages.

New York State Department of Education (NYSED) (2022). *The New York State Seal of Biliteracy 2020-21 Report*. By the Office of Bilingual Education and World Languages.

New York State Department of Education (NYSED) (2023). *The New York State Seal of Biliteracy 2021-22 Report*. By the Office of Bilingual Education and World Languages.



*2022 NYSSB graduate from PS 198 International Preparatory School at Grover
(Photo courtesy of Buffalo Public Schools)*