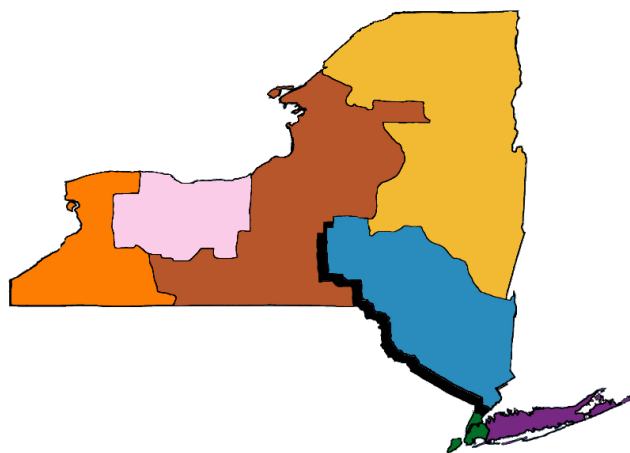



# **The New York State Seal of Biliteracy in the Hudson Valley Region**



## **2021-22 Report**

**Office of Bilingual Education  
and World Languages**

**New York State Education Department**



New York State  
**EDUCATION DEPARTMENT**  
Knowledge > Skill > Opportunity



**Suggested citation:**

New York State Department of Education (NYSED) (2023). *The New York State Seal of Biliteracy in the Hudson Valley Region Report 2021-22*. By the Office of Bilingual Education and World Languages.

**Table of Contents**

The Hudson Valley Region ..... 4

Schools that Offered the NYSSB ..... 7

Students Who Earned the NYSSB ..... 9

    Seal Earners by Gender..... 9

    Seal Earners by Race and Ethnicity ..... 10

    Seal Earners by ELL Status ..... 11

    Seal Earners by Language ..... 13

Areas for Potential Growth of the NYSSB in the Hudson Valley Region..... 15

    Schools ..... 15

    Students ..... 15

List of Figures and Tables ..... 16

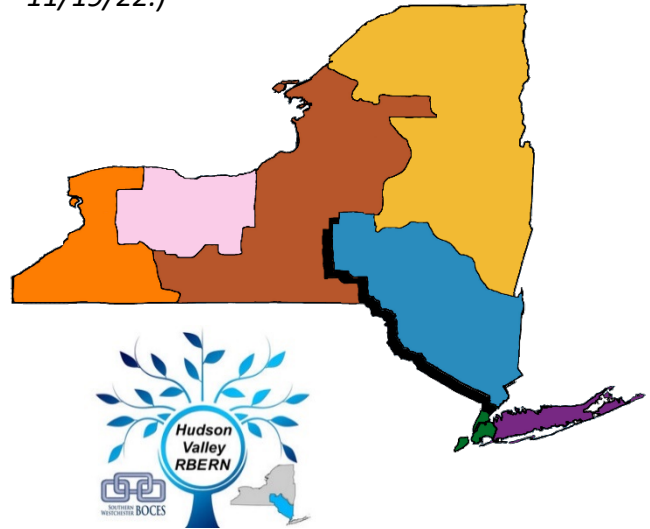
References ..... 17

## The Hudson Valley Region

The Hudson Valley region, represented by the area in blue on the map on the right, is made up of the counties of Delaware, Dutchess, Orange, Otsego, Putnam, Rockland, Sullivan, Ulster, and Westchester.

The Hudson Valley region is supported by the Hudson Valley Regional Bilingual Education Resource Network (RBERN) at Southern Westchester BOCES. This RBERN provides services to 142 districts and works with colleges, communities, families, and other programs to meet the needs of English Language Learners (ELLs) and the educators who serve them. As a NYS certified CTLE provider, the Hudson Valley RBERN provides professional learning and resources, including ELL-focused workshops, both in-person and online, and a curated digital resource library. The Hudson Valley RBERN also provides technical assistance and networking to strengthen community connections and educational partnerships across the region.

Figure 1. Map of New York State by Region with the Hudson Valley Region Highlighted (Image downloaded from: <https://www.nysrbernondemand.org/> on 11/19/22.)



### Contacts

#### Hudson Valley RBERN at Southern Westchester BOCES

450 Mamaroneck Avenue, 3rd Floor, Harrison, NY 10530, (914) 345-8500 x3158

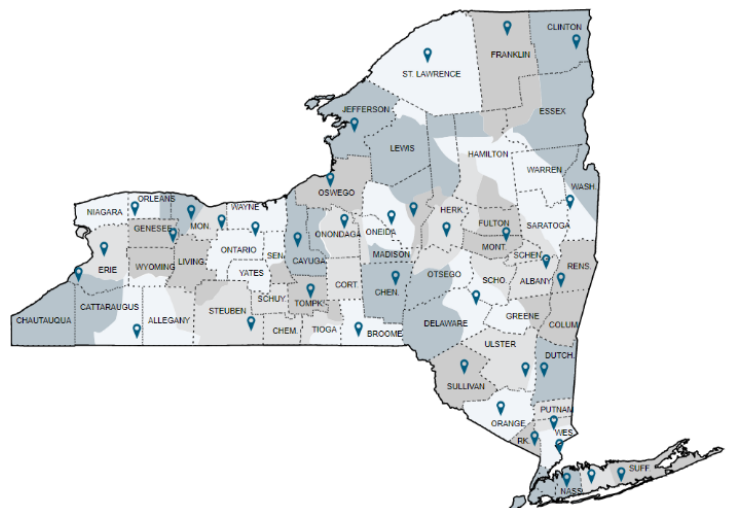
Website: <http://www.rbern.org>, Email: [rbern@swboces.org](mailto:rbern@swboces.org)

SUNY New Paltz – Satellite Office, (845) 257-6928 or 6929

This Hudson Valley region is also serviced by the following BOCES shown in Figure 2 below:

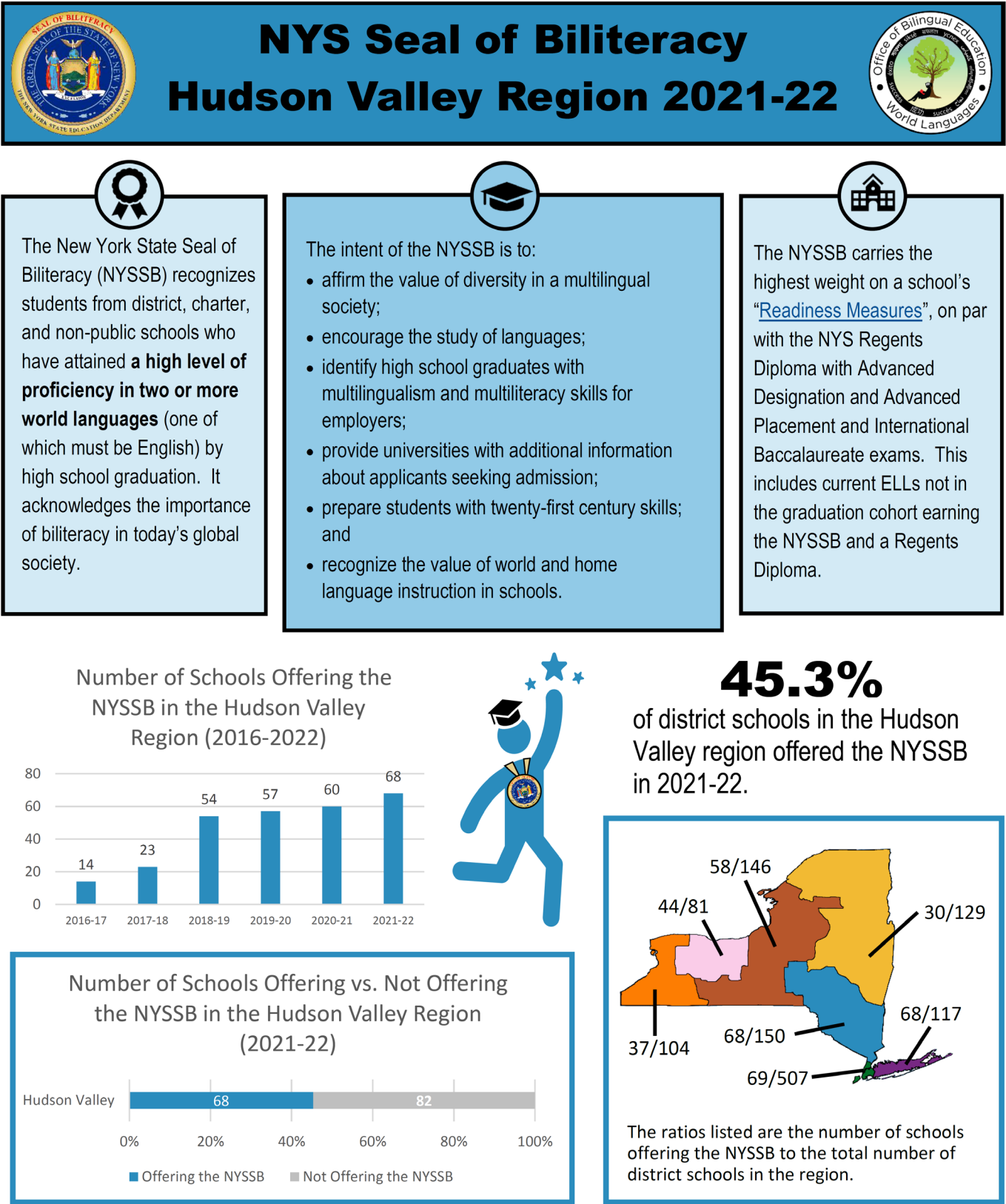
- [Delaware-Chenango-Madison-Otsego Counties and BOCES](#)
- [Dutchess County and BOCES](#)
- [Ulster BOCES](#)
- [Sullivan BOCES](#)
- [Orange-Ulster BOCES](#)
- [Rockland BOCES](#)
- [Putnam-Northern Westchester BOCES](#)
- [Southern Westchester BOCES](#)
- [Otsego-Delaware-Schoharie-Greene BOCES](#)

Figure 2. Map of New York State by County with BOCES Pinned (Image downloaded from: <https://www.boces.org/contact-a-boces/> on 11/19/22.)



An infographic summary of the NYSSB in the Hudson Valley region for 2021-22 can be found on the following two pages in Figure 3.

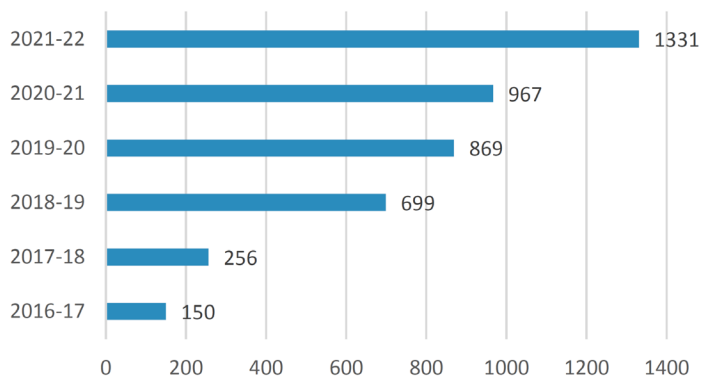
Figure 3. Infographic Summary of the NYSSB in the Hudson Valley Region (2021-22)



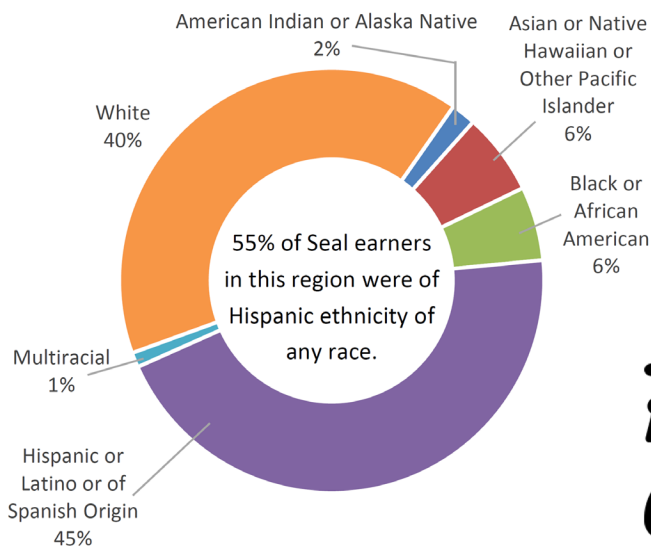
Languages in which Hudson Valley students earned the NYSSB in 2021-22  
Albanian, American Sign Language, Arabic, Bangla, Dutch, French, German, Guarani, Haitian Creole, Hindi, Italian, Japanese, Korean, Latin, Malayalam, Mandarin, Polish, Portuguese, Punjabi, Russian, Spanish, Swedish, Tagalog, Twi, Ukrainian, Urdu

**1,331** students from the Hudson Valley region earned the NYSSB in 2021-22.

NYSSB Earners in the Hudson Valley Region (2016-2022)




Percentage of Students who Earned the NYSSB in the Hudson Valley Region by Race (2021-22)



**4** Students from the Hudson Valley region earned the NYSSB in **three** world languages in addition to English in 2021-22.

**45** Students from the Hudson Valley region earned the NYSSB in **two** world languages in addition to English in 2021-22.

Seal Earners by Gender

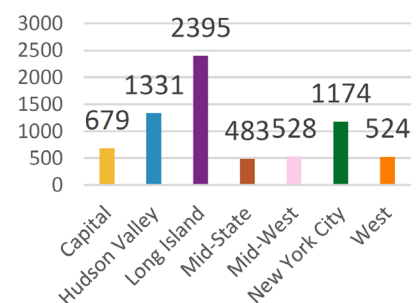


Seal Earners by ELL Status

|                                      |     |
|--------------------------------------|-----|
| Current ELLs                         | 116 |
| Former/Ever ELLs                     | 251 |
| Never ELLs - Home Language = English | 650 |
| Never ELLs - Home Language ≠ English | 314 |

**Current ELLs** are students who, by birth or ancestry, speak or understand a language other than English and who score below the designated level on the NYS English language proficiency assessment. **Ever ELLs** (includes Former ELLs) are students who were once ELLs, but who have demonstrated the NYS designated level of proficiency necessary to exit ELL status. **Never ELLs** are students who have never been identified as ELLs. A Never ELL's home language may be English or another world language.

Total Number of Students who Earned the NYSSB by Region (2021-22)



Your local RBERN can also provide support for your Seal of Biliteracy Program.  
 Southern Westchester BOCES  
 450 Mamaroneck Avenue, Harrison, NY 10528, Tel: (914) 345-8500 x3158  
 Website: <https://www.hudsonvalleyrbern.org/> Email: [rbern@swboces.org](mailto:rbern@swboces.org)

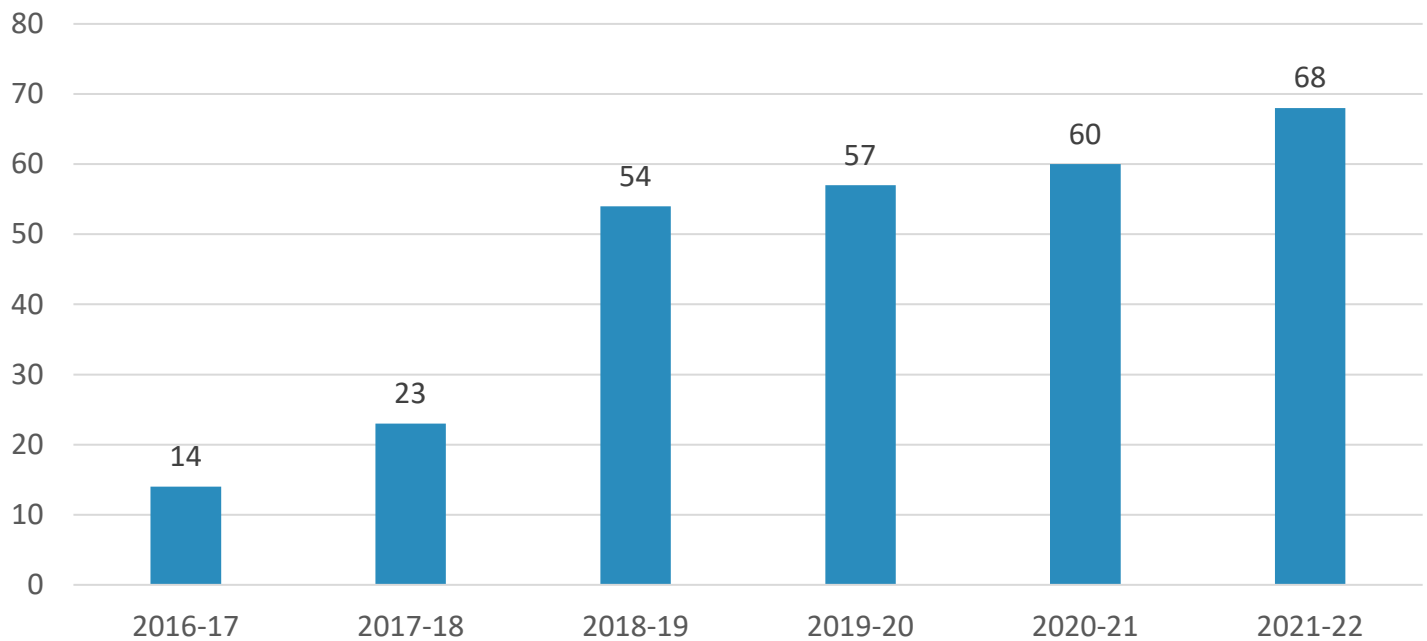


Office of Bilingual Education and World Languages, New York State Education Department  
 NYSSB Website, Email: [nyssb@nysed.gov](mailto:nyssb@nysed.gov)

### Schools that Offered the NYSSB

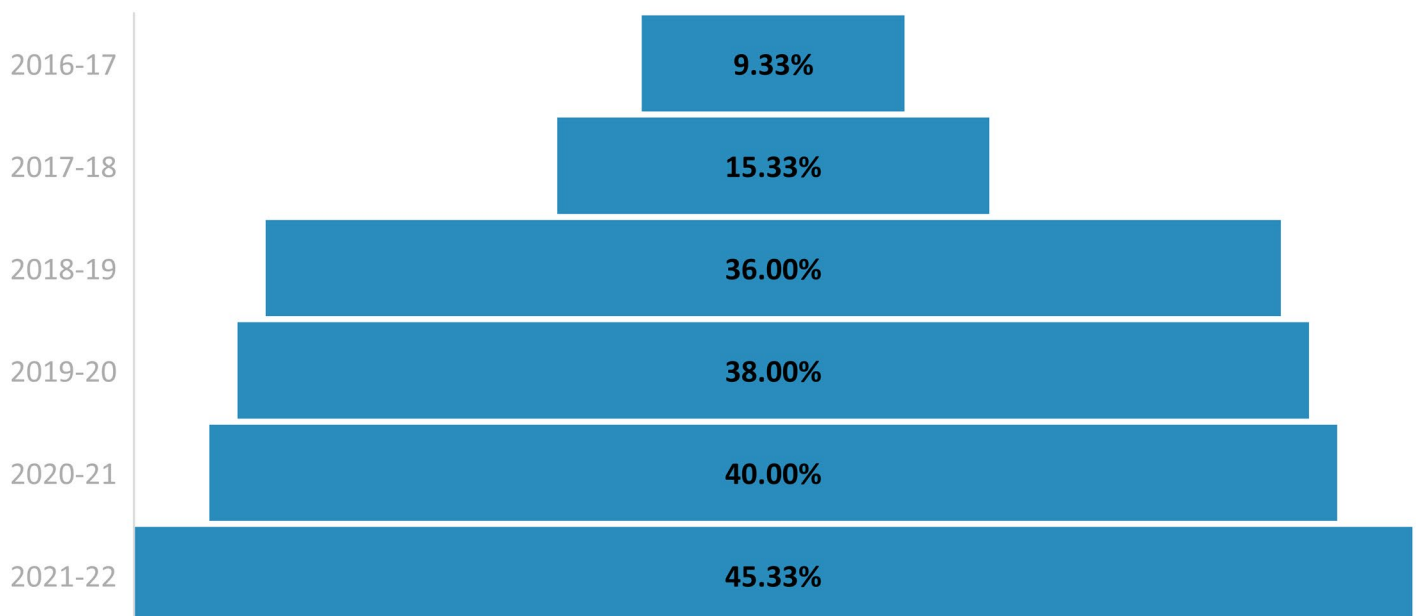
The number of schools in the Hudson Valley region that offered the NYSSB rose again in 2021-22 to 68 schools, as shown in Figure 4.

*Figure 4. Growth in the Number of Hudson Valley High Schools Offering the NYSSB (2017-2022)*



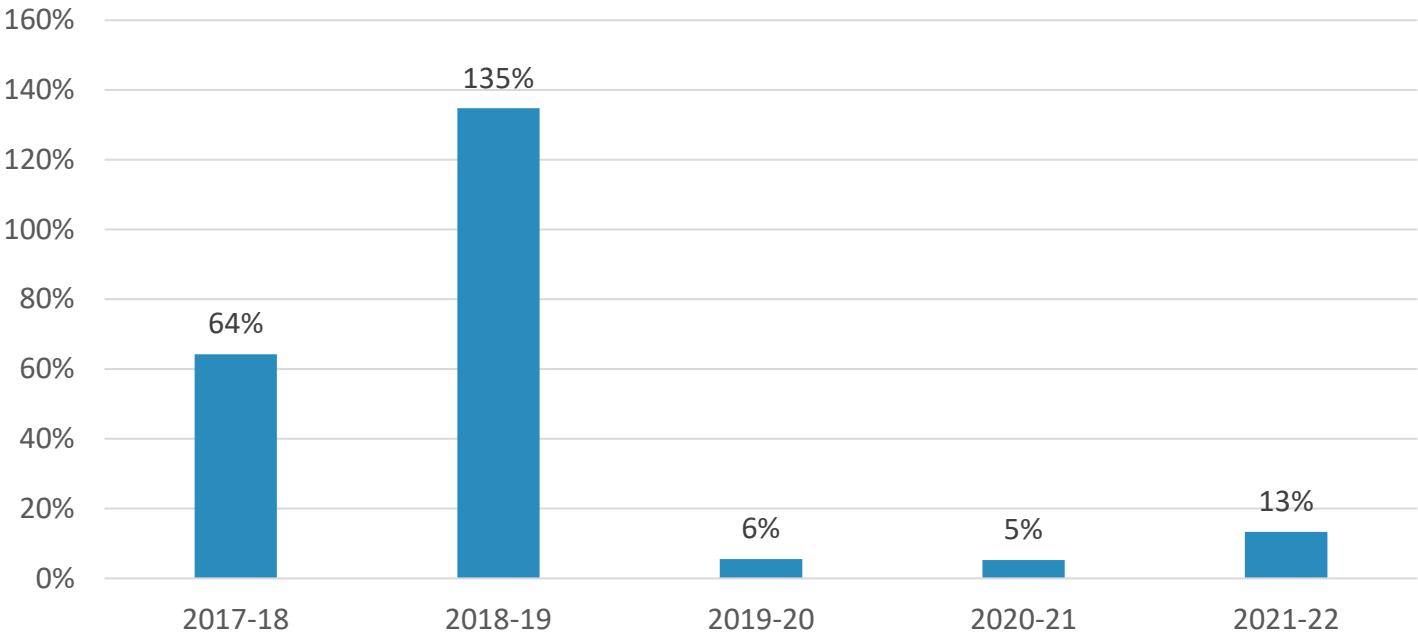
The 68 schools in the Hudson Valley region that offered the NYSSB in 2021-22 represent over 45% of district high schools in the region, or one in every 2.2 district high schools. As demonstrated in Figure 5 below, the percentage of schools in the Hudson Valley region has experienced significant growth, from the first year the NYSSB was offered in 2016-17, starting just below 10% and growing to over 45% in six years.

*Figure 5. Hudson Valley NYSSB Schools as a Percentage of Total District High Schools in the Hudson Valley Region (2016-2022)*



As depicted in Figure 6 below, the growth rate in the percentage of schools offering the NYSSB in the Hudson Valley region spiked in the 2018-19 school year, in which the number of schools offering the NYSSB rose by 135%. Since then, the growth rates for this region have been small, but positive, and increasing.

Figure 6. Percentage of Growth in Number of Schools in the Hudson Valley Region Offering the NYSSB (2016-2022)

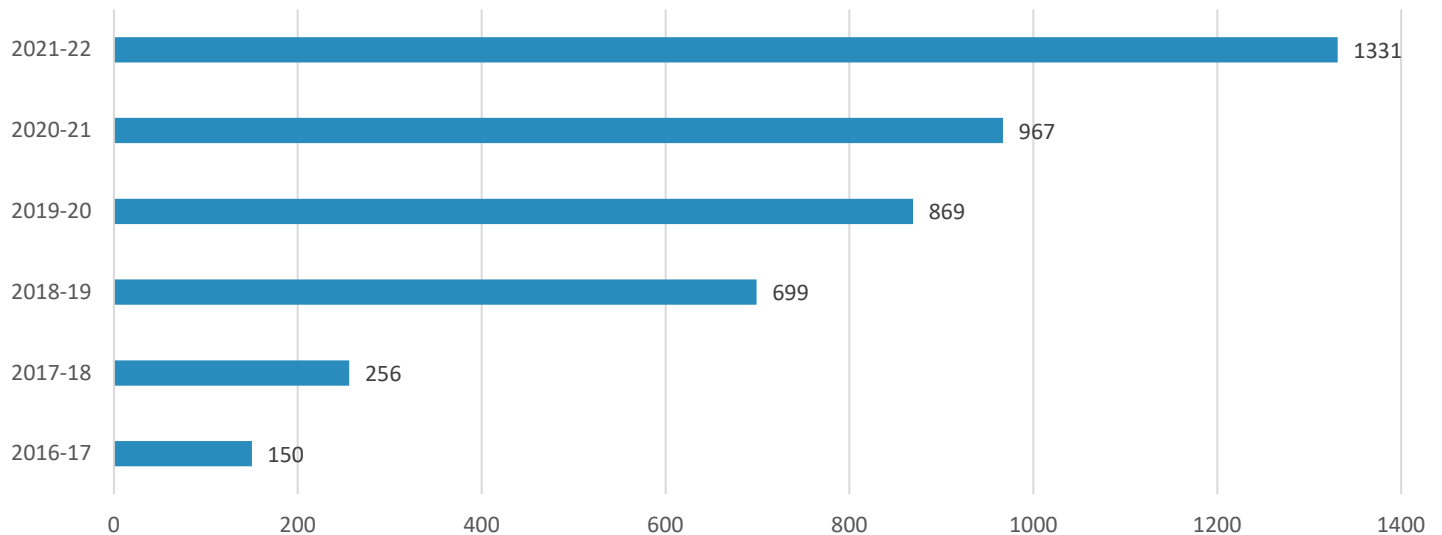


2022 NYSSB graduates flanked by faculty from Carmel HS  
(Photo courtesy of Carmel CSD)

## Students Who Earned the NYSSB

The number of students who earned the NYSSB in the Hudson Valley region continued to grow in 2021-22 to 1,331 students, up more than 37% from the prior year as shown in Figure 7.

*Figure 7. Number of Students Awarded the NYSSB in the Hudson Valley Region (2016-2022)*

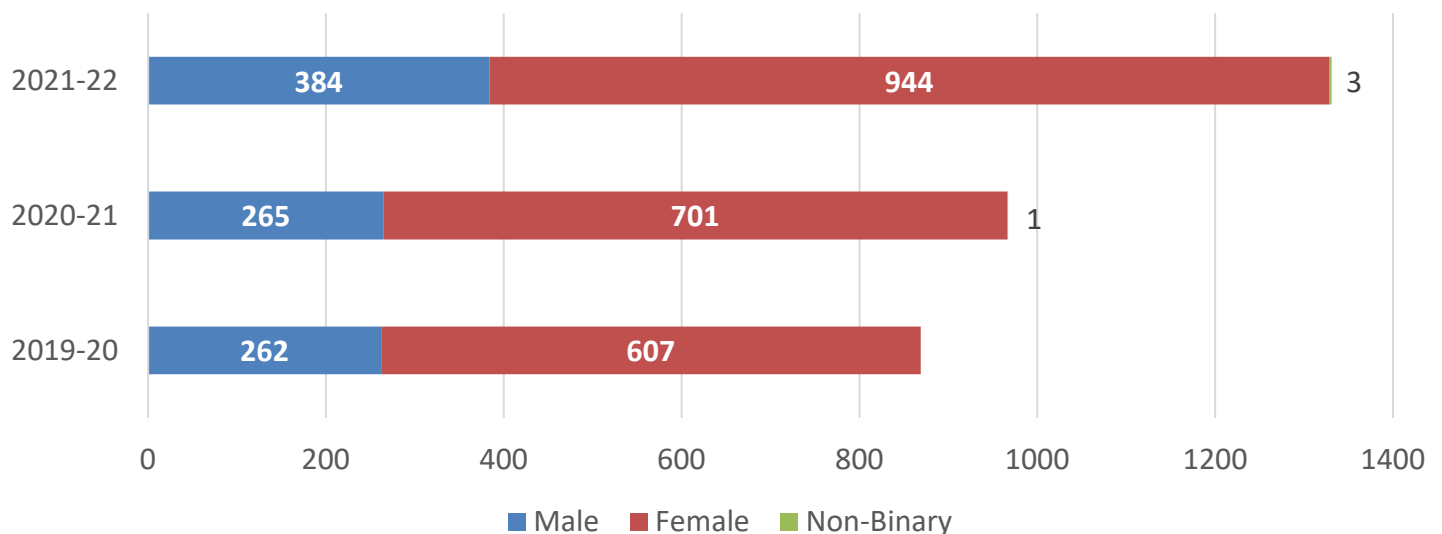


## Seal Earners by Gender

The gender make-up of the NYSSB class of 2021-22 from the Hudson Valley region changed in multiple ways from the prior year:

- The percentage of students earning the NYSSB who identify as male increased from 27% to 29% in 2021-22.
- The percentage of students earning the NYSSB who identify as female increased from 72% to 71% in 2021-22.
- 2020-21 was the first year that students pursuing the NYSSB were able to identify as non-binary. One NYSSB earner from the Hudson Valley region identified in this way in 2020-21. Three NYSSB earners from the Hudson Valley region identified in this way in 2021-22.

*Figure 8. Number of Students Awarded the NYSSB in the Hudson Valley Region by Gender (2020-2022)*



### Seal Earners by Race and Ethnicity

Students of all five federal race designations and Hispanic students from the Hudson Valley region earned the NYSSB in 2021-22. Hispanic and White students made up 85% of 2022 Seal earners in the Hudson Valley. The number of Multiracial Seal earners stayed the same from 2020-21 to 2021-22, while students in all other categories increased significantly. Figure 9 below shows the percentage of Seal earners in the Hudson Valley region by race/ethnicity in 2021-22.

Figure 9. Number of Students Awarded the NYSSB in the Hudson Valley Region by Race/Ethnicity (2021-22)




Table 1 below displays the number of Hudson Valley region Seal earners from 2019-20 through 2021-22 disaggregated by race/ethnicity. When considering this last three years' data, we see the following trends:

1. The number of American Indian or Alaska Native students who earned the NYSSB increased dramatically (over 500%) in 2021-22.
2. Significant increases (over 30%) also occurred in Seal earners from the following categories: Asian, Native Hawaiian, or Other Pacific Islander, Black or African American, Hispanic, and White.
3. Participation by Multiracial students in the NYSSB remained stable over the three-year period.

Table 1. Students Awarded the NYSSB in the Hudson Valley Region by Race/Ethnicity (2020-2022)

| Hudson Valley Region                               | 2019-20    | 2020-21    | 2021-22      |
|--|------------|------------|--------------|
| American Indian or Alaska Native                   | 7          | 4          | 25           |
| Asian or Native Hawaiian or Other Pacific Islander | 56         | 60         | 83           |
| Black or African American                          | 40         | 50         | 75           |
| Hispanic or Latino or of Spanish Origin            | 410        | 399        | 597          |
| Multiracial  | 17         | 15         | 15           |
| White  | 339        | 439        | 536          |
| <b>TOTAL</b>                                       | <b>869</b> | <b>967</b> | <b>1,331</b> |

## Seal Earners by ELL Status

There are four student sub-groups which are eligible to pursue the NYSSB:

- **Current English Language Learners (ELLs)** - students who, by birth or ancestry, speak or understand a language other than English and who score below the designated level on the NYS English language proficiency assessment. Current ELLs generally earn the NYSSB in their home language and English.
- **Ever ELLs** - students who were once ELLs, but who have demonstrated the NYS designated level of proficiency necessary to exit ELL status. Ever ELLs generally earn the NYSSB in their home language and English, although some may take a course of study in another language in which to pursue the NYSSB.
- **Never ELLs whose home language (HL) is English** - students who have never been identified as ELLs and whose home language is English. This sub-group of Never ELLs generally earns the NYSSB in English and a world language that they study through the Checkpoint C level.
- **Never ELLs whose home language (HL) is other than English** - students who have never been identified as ELLs and whose home language is other than English. This sub-group of Never ELLs generally earns the NYSSB in English and their home language, but may also do so in a language that they study in school.

Table 2. Number of Students Who Earned the NYSSB in the Hudson Valley Region by ELL Status (2016-2022)

| Hudson Valley Region | Current ELLs | Ever ELLs | Never ELLs (HL= English) | Never ELLs (HL≠ English) | Total |
|----------------------|--------------|-----------|--------------------------|--------------------------|-------|
| 2016-17              | 8            | 48        | 94                       |                          | 150   |
| 2017-18              | 3            | 76        | 177                      |                          | 256   |
| 2018-19              | 28           | 151       | 520                      |                          | 699   |
| 2019-20              | 37           | 186       | 646                      |                          | 869   |
| 2020-21              | 53           | 201       | 520                      | 193                      | 967   |
| 2021-22              | 116          | 251       | 650                      | 314                      | 1,331 |

Historically in the Hudson Valley region, as well as in most other regions of the state, the majority of students who earn the NYSSB are Never ELLs whose home language is English and who earn the NYSSB in English and in a world language studied in school. The participation in the NYSSB among Current ELLs in the Hudson Valley region has grown significantly over the last six years, starting with just eight in the first year the NYSSB was offered in this region and increasing to 116 in 2021-22. To increase the number of Current ELLs participating in the NYSSB:

1. More schools in the Hudson Valley region are encouraged to sign on to offer the NYSSB. Although more than 45% of district high schools in the Hudson Valley region offered the NYSSB program in 2021-22, there are still 82 schools that do not yet offer the NYSSB.
2. Schools offering the NYSSB are encouraged to have systems in place to support students' acquisition of English as well as the development of the home language(s) of Current ELLs.
3. Schools offering the NYSSB are encouraged to develop promotional materials in the preferred languages of their ELL families to ensure parents are made aware of the opportunity and benefits of earning the NYSSB.
4. Schools offering the NYSSB are encouraged to develop a network of adults among their staff and within their communities that are qualified speakers of other languages, focusing on the languages spoken by their Current and Ever ELLs, so as to support the participation in the NYSSB by these students. These

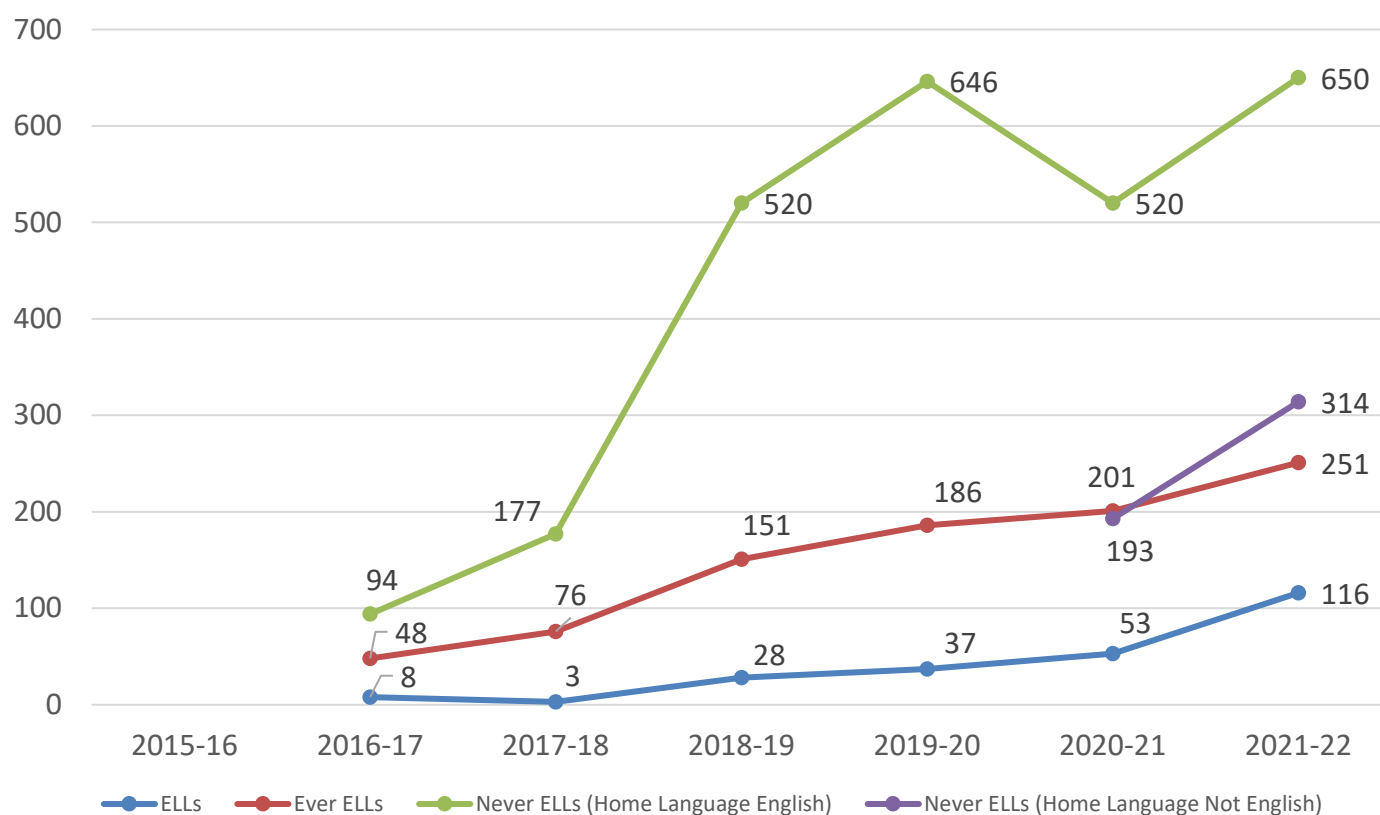
adults can serve as advisors to students pursuing the NYSSB and as members of the panel of reviewers that evaluates the students' Culminating Projects.

Seal schools in the Hudson Valley region have aggressively sought to recruit Ever ELLs to pursue the NYSSB as evidenced by the exponential growth in the number of these students earning the NYSSB (from 48 in the first year to 251 last year).

Never ELLs whose home language is English have historically represented the vast majority of Seal earners, not only within the Hudson Valley region, but across New York State. This population of Seal earners has shown the most drastic growth within the region, from 94 Seal earners in the first year the NYSSB was offered to 650 in 2021-22. It is likely that Never ELLs whose home language is English is the most easily identifiable student subgroup, given that they represent any senior who is currently completing a Checkpoint C world language course, or seniors who completed such a class with an average of 85% or better in the prior year. These students are enrolled in coursework that directly supports the attainment of the NYSSB, including regular access to instructors who speak the world language in which the students are pursuing the NYSSB.

In 2020-21, the subgroup "Never ELLs" was divided into those whose home language is English and those whose home language is other than English. The purpose of this re-categorization was to distinguish students who are native English speakers from those who speak a language other than English at home. This latter group of students is often referred to as Heritage Language Speakers. Schools may face challenges in identifying these students as potential NYSSB applicants since they are not identified as ELLs and may speak a language that is not taught in their schools. In the Hudson Valley, there were 314 Never ELLs who home language (HL) is other than English in 2021-22. Figure 10 shows the number of students who earned the NYSSB in the Hudson Valley Region by ELL status from 2016 to 2022.

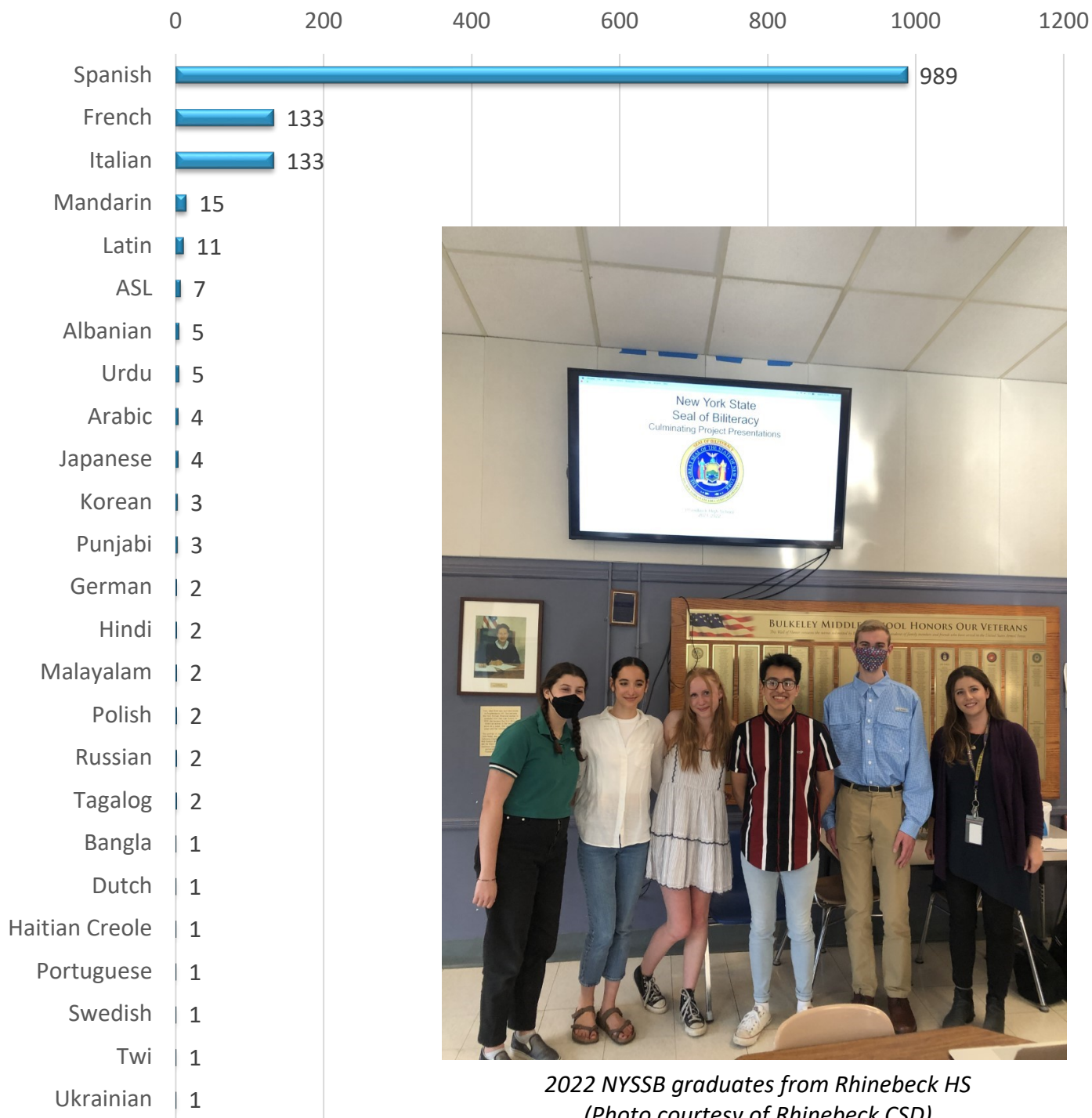
*Figure 10. Number of Students who Earned the NYSSB in the Hudson Valley Region by ELL Status (2016-2022)*



## Seal Earners by Language

Students from the Hudson Valley region earned the NYSSB in Albanian, American Sign Language, Arabic, Bangla, Dutch, French, German, Guarani, Haitian Creole, Hindi, Italian, Japanese, Korean, Latin, Malayalam, Mandarin, Polish, Portuguese, Punjabi, Russian, Spanish, Swedish, Tagalog, Twi, Ukrainian, Urdu. Figure 11 shows the world languages other than English in which students earned the NYSSB in the Hudson Valley region, ranked from most to least frequent.

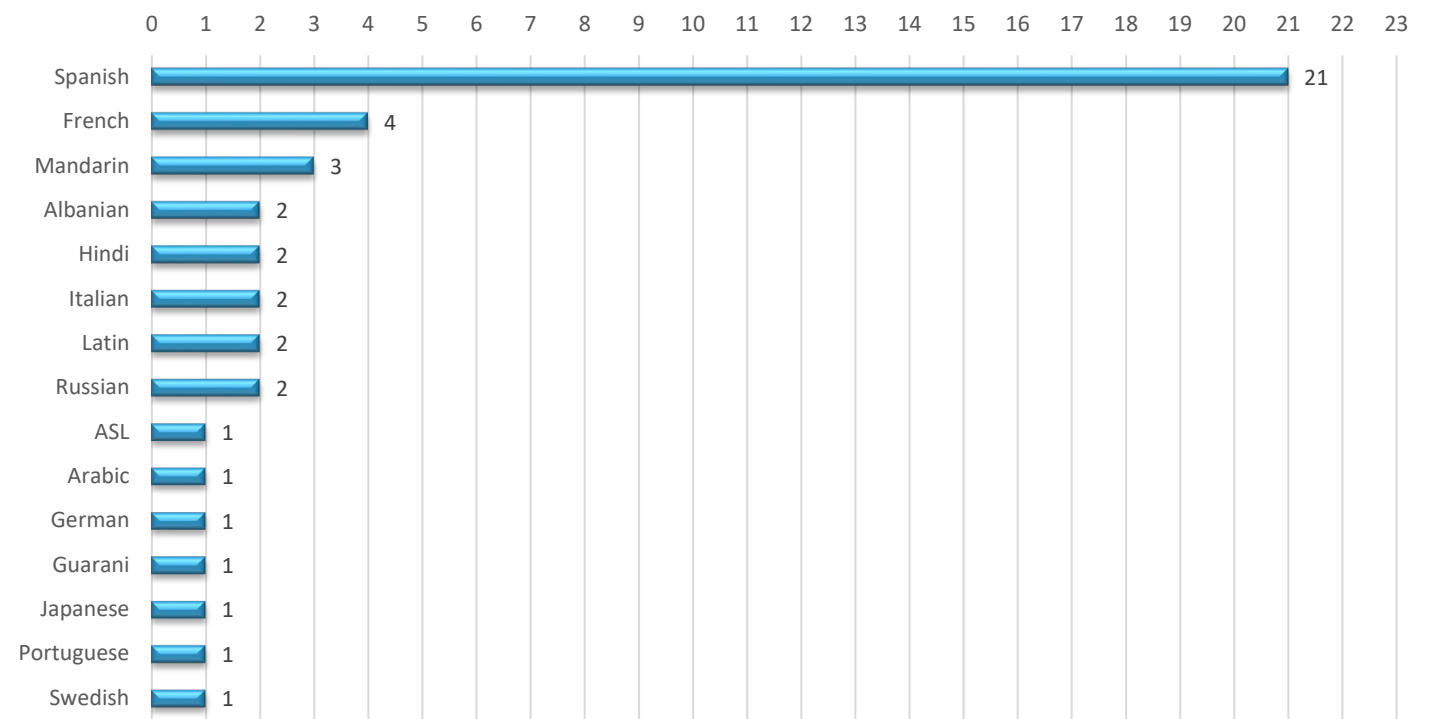
*Figure 11. Number of Students Who Earned the NYSSB in the Hudson Valley Region by World Language (2016-2022)*



*2022 NYSSB graduates from Rhinebeck HS  
(Photo courtesy of Rhinebeck CSD)*

Forty-five students were awarded the NYSSB in the Hudson Valley region in two world languages in addition to English, as shown in Figure 12. Four students were awarded the NYSSB in three world languages in addition to English.

Figure 12. Number of Students Who Earned the NYSSB in the Hudson Valley Region in Two World Languages in Addition to English (2021-22)



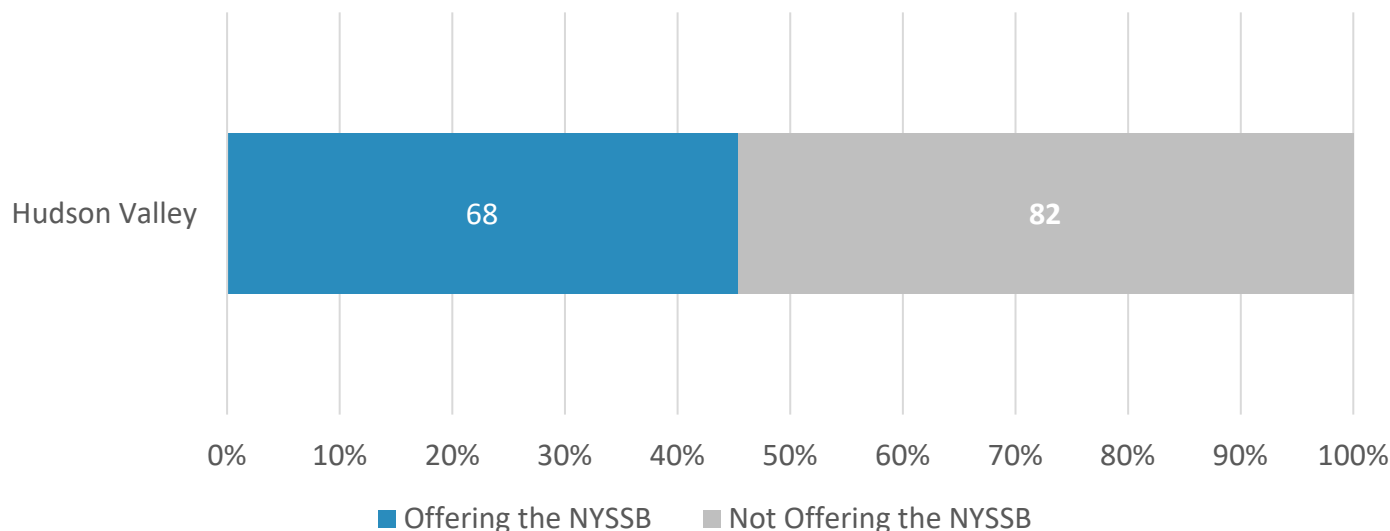
2022 NYSSB graduates from Newburgh Free Academy  
(Photo courtesy of Newburgh Enlarged CSD)

## Areas for Potential Growth of the NYSSB in the Hudson Valley Region

### Schools

There is significant potential for growth within this region that has 82 district high schools that did not have a NYSSB program as of 2021-22, as shown in Figure 13 below.

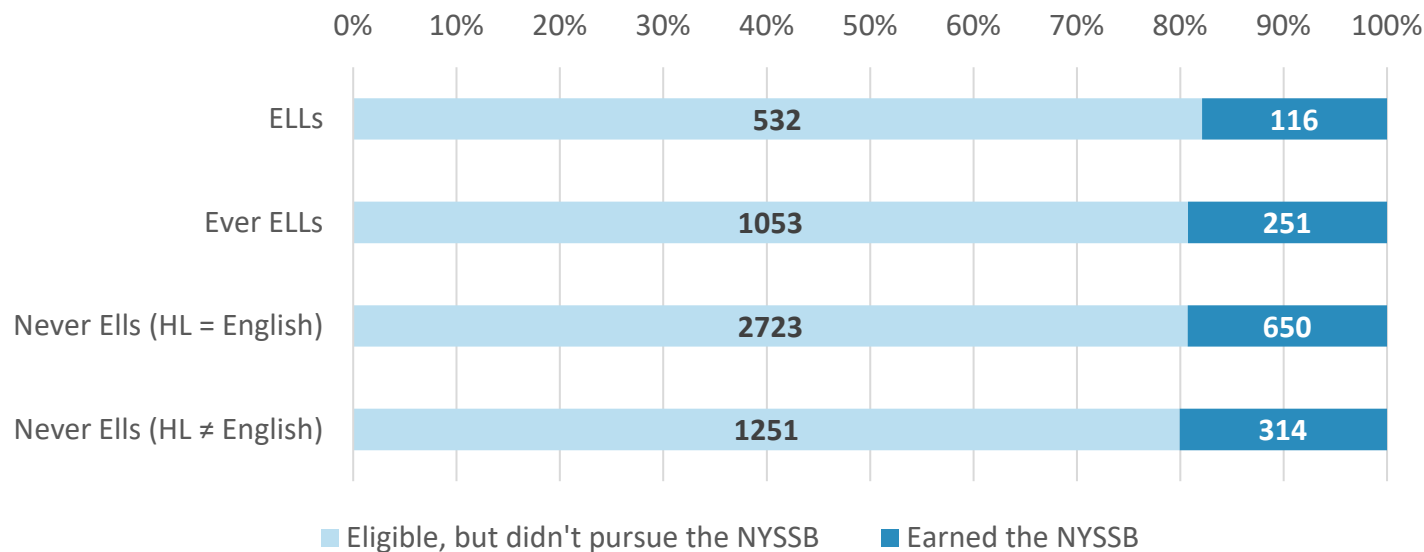
Figure 13. District High Schools in the Hudson Valley Region Offering vs. Not Offering the NYSSB (2021-22)



### Students

In the Hudson Valley region, as in most regions, the largest group of students earning the NYSSB are Never ELLs whose home language (HL) is English and who are taking a course of study in a world language in high school. Figure 14 below shows the total students in the Hudson Valley region who earned the NYSSB in 2021-22 as compared to those who were eligible, but did not pursue the NYSSB, disaggregated by ELL status.

Figure 14. Seal Earners vs. Eligible Students Not Pursuing the NYSSB in the Hudson Valley Region by ELL Status (2021-22)



Eligible students include any student graduating in 2021-22 who was proficient in or studying English and another world language at the Checkpoint C level or higher.

## List of Figures and Tables

### Figures

|            |   |    |
|------------|---|----|
| Figure 1.  | Map of New York State by Region with the Hudson Valley Region Highlighted .....   | 4  |
| Figure 2.  | Map of New York State by County with BOCES Pinned.....  | 4  |
| Figure 3.  | Infographic Summary of the NYSSB in the Hudson Valley Region (2021-22).....   | 5  |
| Figure 4.  | Growth in the Number of Hudson Valley Region High Schools Offering the NYSSB (2016-2022) ....                                     | 7  |
| Figure 5.  | Hudson Valley Region NYSSB Schools as a Percentage of Total District High Schools in the Hudson Valley Region (2016-2022) .....   | 7  |
| Figure 6.  | Percentage of Growth in Number of Schools in the Hudson Valley Region Offering the NYSSB (2016-2022).....                         | 8  |
| Figure 7.  | Number of Students Awarded the NYSSB in the Hudson Valley Region (2016-2022) .....  | 9  |
| Figure 8.  | Number of Students Awarded the NYSSB in the Hudson Valley Region by Gender (2020-2022) ....                                       | 9  |
| Figure 9.  | Percentages of Students Awarded the NYSSB in the Hudson Valley Region by Race/Ethnicity (2021-22).....                            | 10 |
| Figure 10. | Number of Students Who Earned the NYSSB in the Hudson Valley Region by ELL Status (2016-2022) .....                               | 12 |
| Figure 11. | Number of Students Who Earned the NYSSB in the Hudson Valley Region by World Language (2016-2022).....                            | 13 |
| Figure 12. | Number of Students Who Earned the NYSSB in the Hudson Valley Region in Two World Languages in Addition to English (2021-22) ..... | 14 |
| Figure 13. | District High Schools in the Hudson Valley Region Offering vs. Not Offering the NYSSB (2021-22).....                              | 15 |
| Figure 14. | Seal Earners vs. Eligible Students Not Pursuing the NYSSB in the Hudson Valley Region by ELL Status (2021-22).....                | 15 |

### Tables

|          |   |    |
|----------|---|----|
| Table 1. | Students Awarded the NYSSB in the Hudson Valley Region by Race/Ethnicity (2020-2022) .....          | 10 |
| Table 2. | Number of Students Who Earned the NYSSB in the Hudson Valley Region by ELL Status (2016-2022) ..... | 11 |

## References

New York State Department of Education (NYSED) (2019). *The New York State Seal of Biliteracy 2018-19 Report*. By the Office of Bilingual Education and World Languages.

New York State Department of Education (NYSED) (2021). *The New York State Seal of Biliteracy 2019-20 Report*. By the Office of Bilingual Education and World Languages.

New York State Department of Education (NYSED) (2022). *The New York State Seal of Biliteracy 2020-21 Report*. By the Office of Bilingual Education and World Languages.

New York State Department of Education (NYSED) (2023). *The New York State Seal of Biliteracy 2021-22 Report*. By the Office of Bilingual Education and World Languages.



2022 NYSSB graduates from Newburgh Free Academy  
(Photos courtesy of Newburgh Enlarged CSD)