


The New York State Seal of Biliteracy



2023-24 Annual Report

Office of Bilingual Education
and World Languages

New York State Education Department



New York State
EDUCATION DEPARTMENT
Knowledge > Skill > Opportunity





*Faculty member from East Ramapo HS with a 2024 NYSSB graduate (left)
(Photo courtesy of East Ramapo CSD)*

Suggested citation:

New York State Department of Education (NYSED) (2025). *The 2023-24 New York State Seal of Biliteracy Annual Report*. By the Office of Bilingual Education and World Languages.

THE UNIVERSITY OF THE STATE OF NEW YORK

Regents of The University

| | |
|--|------------------|
| LESTER W. YOUNG, JR., <i>Chancellor</i> , B.S., M.S., Ed.D. | Beechhurst |
| JUDITH CHIN, <i>Vice Chancellor</i> , B.S., M.S. in Ed. | Little Neck |
| ROGER TILLES, B.A., J.D. | Manhasset |
| CHRISTINE D. CEA, B.A., M.A., Ph.D. | Staten Island |
| WADE S. NORWOOD, B.A. | Rochester |
| SUSAN W. MITTLER, B.S., M.S. | Ithaca |
| FRANCES G. WILLS, B.A., M.A., M.Ed., C.A.S., Ph.D. | Ossining |
| ARAMINA VEGA FERRER, B.A., M.S. in Ed., Ph.D. | Bronx |
| SHINO TANIKAWA, B.A., M.S. | Manhattan |
| ROGER P. CATANIA, B.A., M.A., M.S., C.A.S., Ph.D. | Saranac Lake |
| ADRIAN I. HALE, A.S., B.A. | Rochester |
| HASONI L. PRATTS, B.S., M.P.A. | Brooklyn |
| PATRICK A. MANNION, B.A., M.B.A. | Fayetteville |
| SEEMA RIVERA, B.A., M.S., Ph.D. | Slingerlands |
| BRIAN KRIST, B.A., M.A., J.D. | New York |
| KEITH B. WILEY, B.A., M.B.A. | Buffalo |
| FELICIA THOMAS-WILLIAMS, B.A., M.S. | Wheatley Heights |

Commissioner of Education and President of The University

BETTY A. ROSA, B.A., M.S. in Ed., M.S. in Ed., M.Ed., Ed.D.

Associate Commissioner of the Office of Bilingual Education and World Languages

ELISA ALVAREZ, B.A., M.S. in Ed., M.S. in Ed.

The State Education Department does not discriminate on the basis of race, creed, color, national origin, religion, age, sex, military, marital status, familial status, domestic violence victim status, carrier status, disability, genetic predisposition, sexual orientation and criminal record in its recruitment, educational programs, services, and activities. NYSED has adopted a web accessibility policy, and publications designed for distribution can be made available in an accessible format upon request. Inquiries regarding this policy of nondiscrimination should be directed to the Office of Human Resources Management, Room 528 EB, Education Building, Albany, New York 12234.

Table of Contents

| | |
|---|----------|
| Regents of The University | 3 |
| Executive Summary | 5 |
| Requirements to Earn the NYSSB | 5 |
| 2023-24 Facts and Figures | 6 |
| 2023-24 Statistics and Analysis | 9 |
| High Schools | 9 |
| Number of High Schools Offering the NYSSB | 9 |
| Number of High Schools Offering the NYSSB by Region | 11 |
| Growth in the Number of High Schools Offering the NYSSB by Region | 12 |
| High Schools Offering the NYSSB as a Percentage of Total District Schools in Region | 13 |
| Potential for Regional Growth in High Schools Offering the NYSSB | 14 |
| Students | 15 |
| Number of Students Awarded the NYSSB | 15 |
| Growth in the Number of Students Awarded the NYSSB | 15 |
| Gender Make-up of Students Awarded the NYSSB | 16 |
| Racial Make-up of Students Awarded the NYSSB | 17 |
| ELL Status of Students Awarded the NYSSB | 19 |
| Growth in the Number of Students Awarded the NYSSB by ELL Status | 20 |
| Growth Potential Within Student Populations | 21 |
| World Languages in Which Students Were Awarded the NYSSB (2023-24) | 24 |
| Earning the NYSSB in Two or More World Languages | 25 |
| Earning Points Toward the NYSSB in English | 28 |
| Earning Points Toward the NYSSB in a World Language Other Than English | 31 |
| Conclusions and Next Steps | 34 |
| Resources | 35 |
| Appendices | 36 |
| Appendix A: High Schools Awarding the NYSSB by Region | 36 |
| Appendix B: NYSSB Task Force | 44 |

Executive Summary

New York State boasts a rich linguistic and cultural heritage, with students speaking over 200 languages. Understanding the importance of multilingualism and multiliteracy, the New York State Legislature established the New York State Seal of Biliteracy (NYSSB) in 2012, with the first set of graduates earning the NYSSB in the 2015-2016 academic year. The NYSSB is an award that formally recognizes students who have attained a high level of proficiency in two or more world languages (one of which must be English) by high school graduation. It is awarded by the Commissioner to students who meet the criteria established by the NYS Board of Regents and who attend schools that voluntarily agree to participate in the program.

The intent of the NYSSB is to:

- affirm the value of diversity, equity, and inclusion in a multilingual society;
- encourage the study of languages;
- identify high school graduates with the skills of multilingualism and multiliteracy for employers;
- provide universities with additional information about applicants seeking admission;
- prepare students with twenty-first century skills; and
- recognize the value of world and home language instruction in schools.

The NYSSB acknowledges the importance of being biliterate in today's global society. It highlights the hard work and achievement of students, and encourages students to pursue language study while in school, including the continued development of one's home language. The recognition of attaining biliteracy is also a statement of accomplishment for future employers and for college admission.

Requirements to Earn the NYSSB

Since the New York State Board of Regents adopted the NYSSB in 2012, it has been awarded to over 44,000 students. This award is denoted by a seal affixed to the student's diploma, a notation on the student's high school transcript, and a medallion that students may wear at graduation. To be awarded the NYSSB, students must demonstrate a high level of proficiency in English and in one or more world languages as evidenced by some of the following criteria:

- Completing coursework in English and/or a world language with an average of 85% or better;
- Completing a Bilingual Education Program or a Home Language Arts Program with an average of 85% or better;
- Earning a set score on approved assessments in English and/or a world language;
- Demonstrating successful completion of coursework in a foreign nation; and
- Completing and presenting a Culminating Project in English and/or in one or more world languages that demonstrates the required level of proficiency in all three modes of communication (Interpretive, Interpersonal, and Presentational).

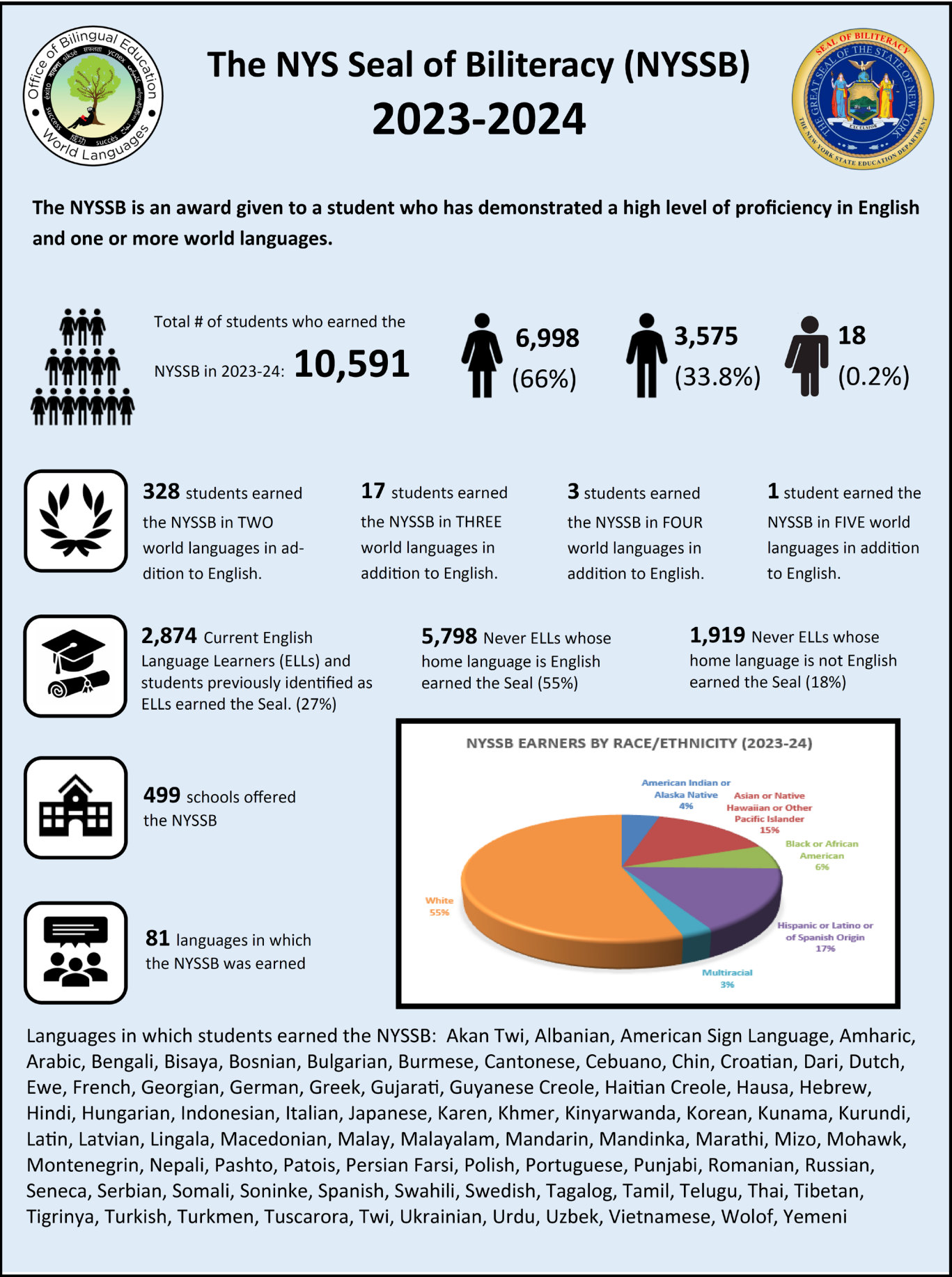
2023-24 Facts and Figures

- **Schools** - 499 schools in New York State offered the NYSSB (a 17% increase from the prior year). At the time of this report, there were 1,230 district high schools offering 12th grade in New York State. Forty percent of all district high schools offered the NYSSB. The number of schools offering the NYSSB grew in six of the seven regions of the state. For a full list of schools that offered the NYSSB in 2023-24, see Appendix A: High Schools Awarding the NYSSB by Region.
- **Students** – 10,591 students earned the NYSSB, representing 5.8% of seniors attending district high schools in New York State. This exceeds last year's level by more than 1,800 students.
- **Gender** – 66.1% of all NYSSB earners were female; 33.8% were male, and less than 0.2% were of non-binary gender.
- **Race and Ethnicity** – The number of NYSSB earners increased in five of the six racial designations in 2023-24.
- **English Language Learner (ELL) Status** - Of the students who earned the NYSSB in 2023-24, a total of 2,874 were Current ELLs or students previously identified as ELLs, 5,798 were Never ELLs whose home language is English, and 1,919 were Never ELLs whose home language is other than English. The percentage of Current ELLs and students previously identified as ELLs who earned the NYSSB increased by 35%. Current ELLs and students previously identified as ELLs continue to make up more than one in every four NYSSB earners. The percentage of Never ELLs whose home language is English that earned the NYSSB increased by 12%. The percentage of Never ELLs whose home language is other than English increased by more than 50%.
- **Languages** – Students earned the NYSSB in 81 languages in addition to English in 2023-24. The most frequent languages in which students earned the NYSSB were Spanish, French, Italian, Mandarin, American Sign Language, German, Latin, Arabic, Bengali, and Russian.
- **Seals of Biliteracy in Multiple Languages** – Three hundred twenty eight students earned the NYSSB in two world languages in addition to English (a 28% increase from last year); 17 students earned the NYSSB in three world languages in addition to English (a 55% increase from last year); and three students earned the NYSSB in four languages in addition to English. For the first time in New York history, a student earned the NYSSB in five world languages in addition to English.



2024 NYSSB graduates from Al-Noor School flanked by administrators (right)
(Photo courtesy of Al-Noor School)

Figure 1. Infographic Summary of the NYSSB (2023-24)



How has the Seal of Biliteracy evolved in New York State?



The NYSSB was offered for the first time as a pilot program in 2015-16.

Total # of students who have earned the NYSSB through 2024: 44,280



| 2015-16 | 2016-17 | 2017-18 | 2018-19 | 2019-20 | 2020-21 | 2021-22 | 2022-23 | 2023-24 |
|---------|---------|---------|---------|---------|---------|---------|---------|---------|
| 284 | 1,355 | 2,054 | 4,031 | 4,609 | 5,492 | 7,114 | 8,745 | 10,591 |

| Year | # of Current & Ever ELLs | # of Never ELLs (HL = English) | # of Never ELLs (HL ≠ English) |
|---------|--------------------------|--------------------------------|--------------------------------|
| 2015-16 | 106 | 178 | * |
| 2016-17 | 359 | 996 | * |
| 2017-18 | 611 | 1,443 | * |
| 2018-19 | 1,091 | 2,940 | * |
| 2019-20 | 1,227 | 3,382 | * |
| 2020-21 | 1,283 | 3,493 | 716 |
| 2021-22 | 1,872 | 4,245 | 997 |
| 2022-23 | 2,293 | 5,179 | 1,273 |
| 2023-24 | 2,874 | 5,798 | 1,919 |

| Year | # Schools offering the NYSSB |
|---------|------------------------------|
| 2015-16 | 14 |
| 2016-17 | 84 |
| 2017-18 | 115 |
| 2018-19 | 228 |
| 2019-20 | 292 |
| 2020-21 | 324 |
| 2021-22 | 374 |
| 2022-23 | 428 |
| 2023-24 | 499 |

*The category of Never ELLs whose Home Language (HL) is English was created in 2020-21.

| Year | # of NYSSB earners in 2 languages + English | # of NYSSB earners in 3 languages + English | # of NYSSB earners in 4 languages + English | # of NYSSB earners in 5 languages + English |
|---------|---|---|---|---|
| 2015-16 | 0 | 0 | 0 | 0 |
| 2016-17 | 6 | 0 | 0 | 0 |
| 2017-18 | 12 | 0 | 0 | 0 |
| 2018-19 | 23 | 1 | 0 | 0 |
| 2019-20 | 80 | 3 | 0 | 0 |
| 2020-21 | 93 | 4 | 0 | 0 |
| 2021-22 | 184 | 11 | 1 | 0 |
| 2022-23 | 256 | 11 | 1 | 0 |
| 2023-24 | 328 | 17 | 3 | 1 |

| Year | # of Languages |
|---------|----------------|
| 2015-16 | 9 |
| 2016-17 | 33 |
| 2017-18 | 39 |
| 2018-19 | 47 |
| 2019-20 | 58 |
| 2020-21 | 54 |
| 2021-22 | 68 |
| 2022-23 | 82 |
| 2023-24 | 81 |



Office of Bilingual Education & World Languages
89 Washington Avenue, EB301, Albany, NY 12234

For more information on the NYSSB, please visit our [website](#).

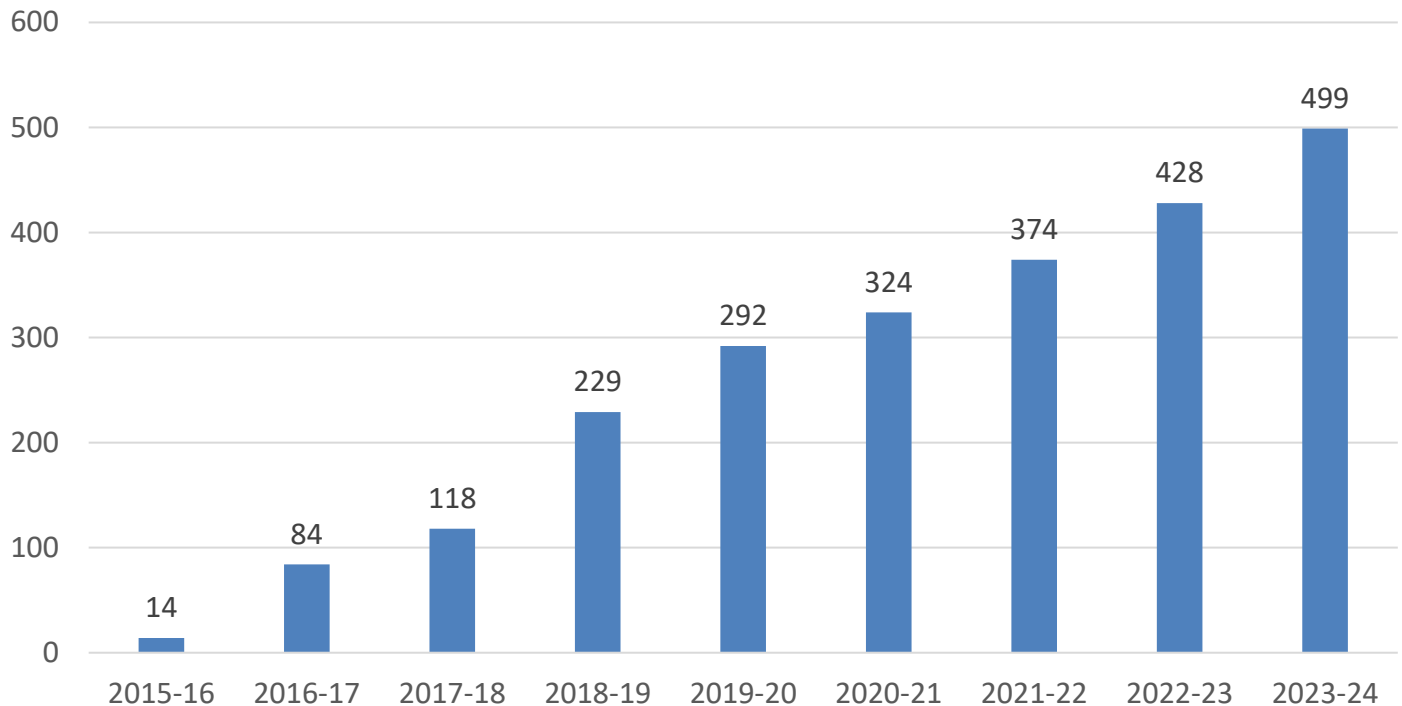
2023-24 Statistics and Analysis

High Schools

Number of High Schools Offering the NYSSB

In 2023-24, 499 NYS high schools offered a NYSSB program. After an initial pilot program in 2015-16 with a handful of schools, the number of schools offering the NYSSB has grown significantly each year, as demonstrated in Figure 2 below. In 2023-24, the total number of schools offering the NYSSB grew by 17% overall.

Figure 2. Growth in the Number of Total High Schools Offering the NYSSB (2016-2024)



Schools that would like to start a NYS Seal of Biliteracy program for their students should consult the [NYSSB Handbook](#) on the [NYSSB website](#) or email nyssb@nysed.gov with any questions. This includes all district, charter, and non-public (religious and independent) schools within the state. New York City public high schools (not including NYC charter schools) wishing to offer the NYSSB should contact the NYCPS Office of Multilingual Learners.


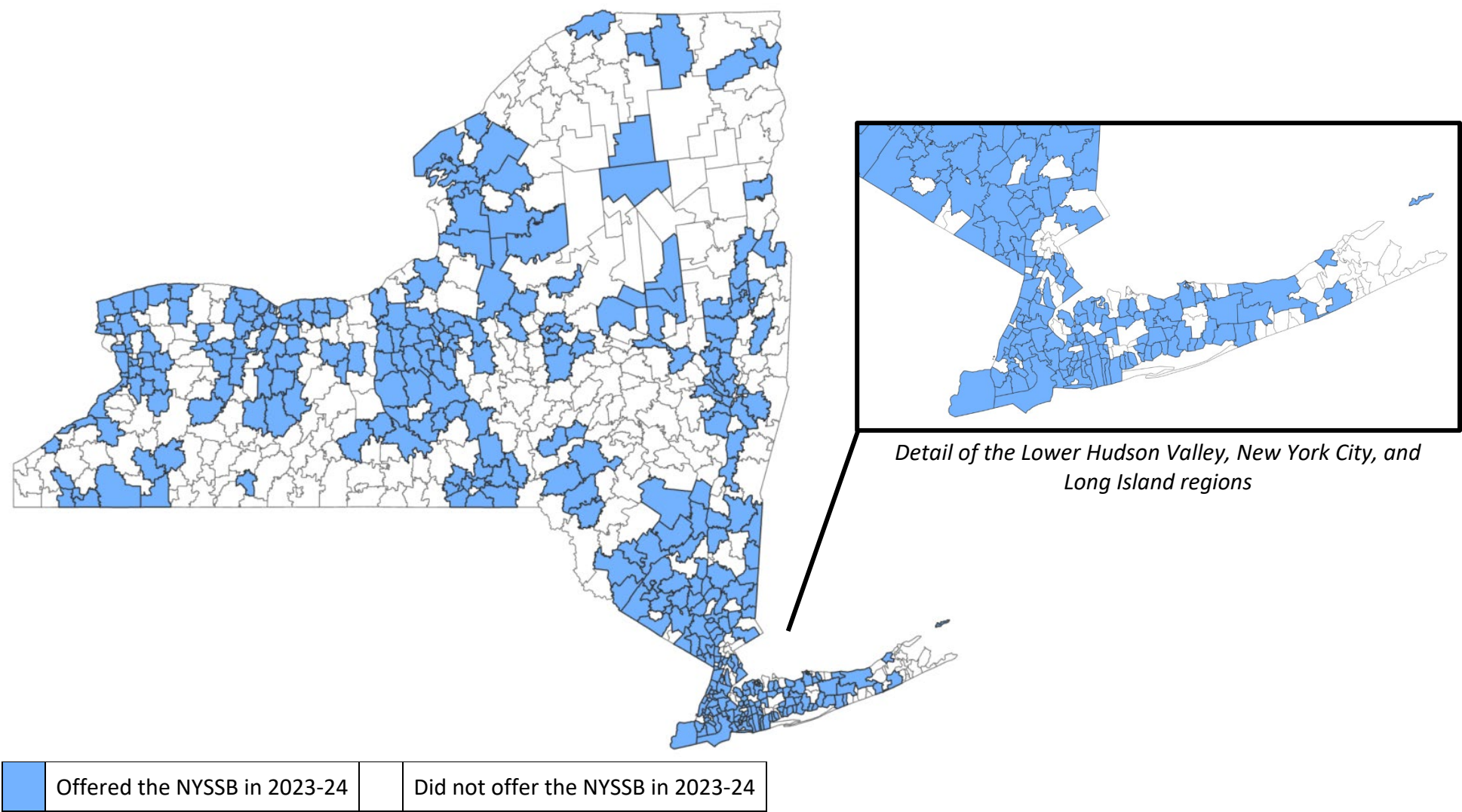


Figure 3 below is a heat map of New York State showing the geographic distribution of districts that offered the NYSSB in 2023-24. Those that offered the NYSSB in 2023-24 are shaded in blue on the heat map.

Figure 3. Heat Map of Districts Offering the NYSSB (2023-24)



Number of High Schools Offering the NYSSB by Region

The largest number of high schools offering the NYSSB can be found in New York City (23.8%), on Long Island (17.6%) and in the Hudson Valley region (16.8%). Figure 4 below shows the percentage of NYSSB schools by region. Table 1 lists both the number of NYSSB schools in each region and the percentage of all NYSSB schools they represent.

Figure 4. Percentage of High Schools Offering the NYSSB by Region (2023-24)

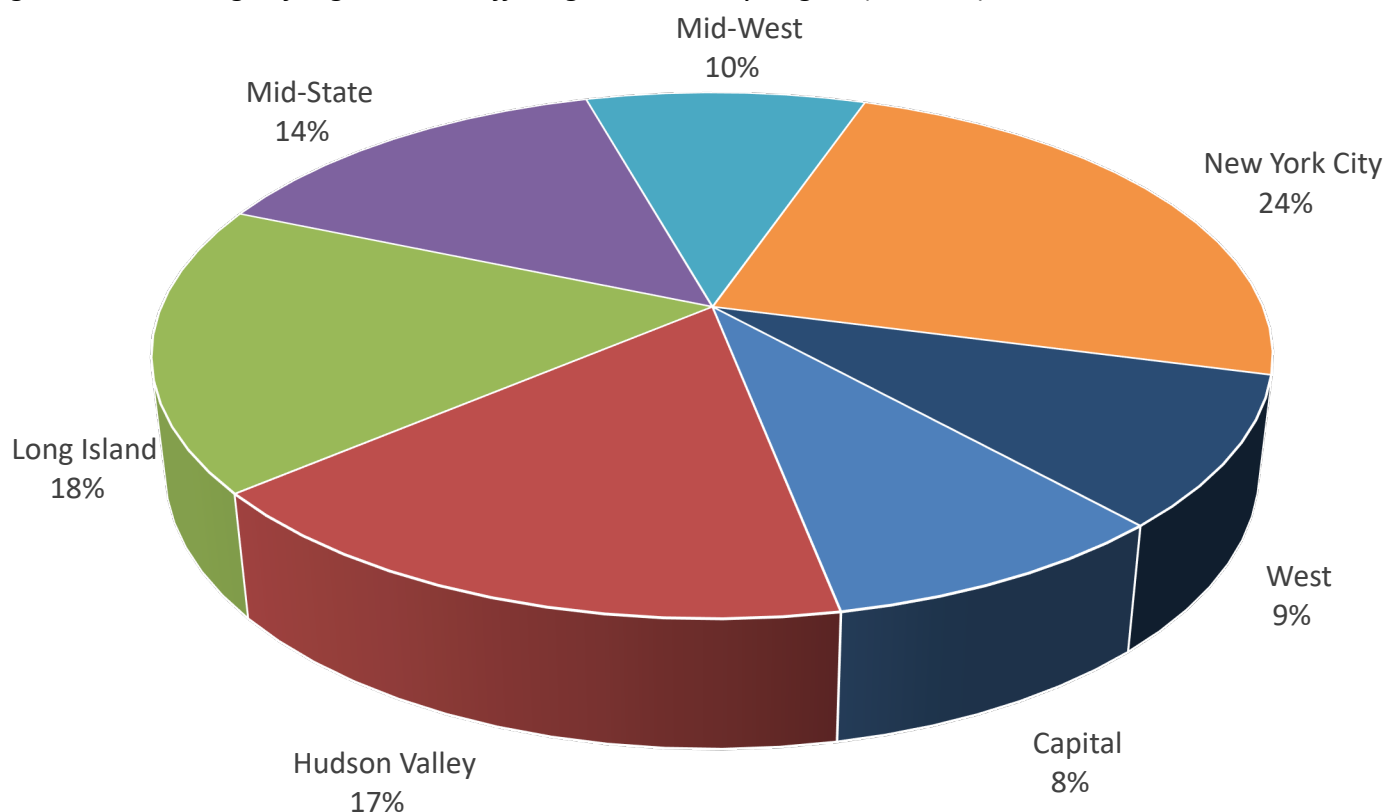


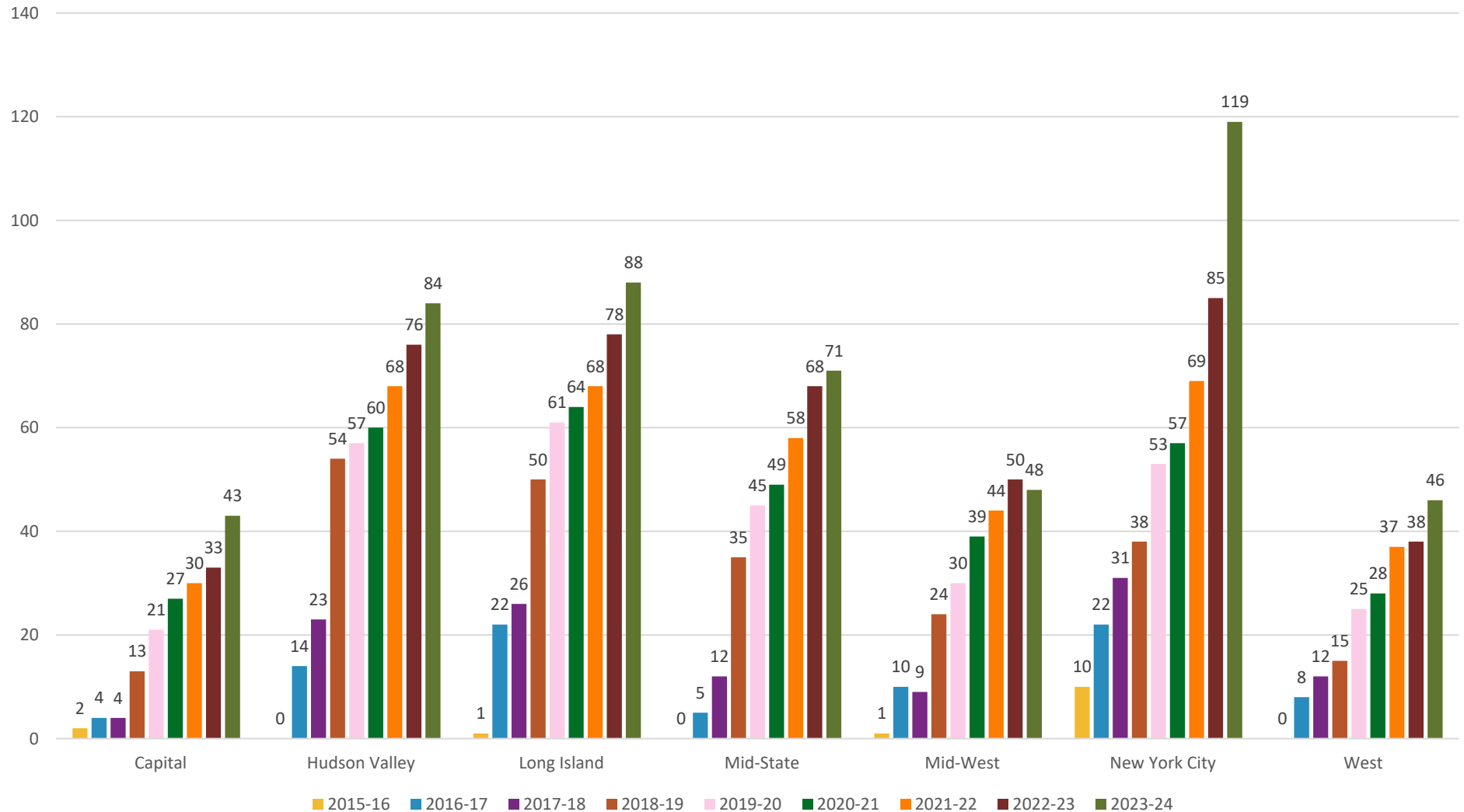
Table 1. Number of High Schools Offering the NYSSB by Region and Percentage of Total NYSSB Schools Represented (2023-24)

| Region | Number of High Schools Offering the NYSSB | % of Total NYSSB High Schools Represented |
|---------------|---|---|
| Capital | 43 | 8.6% |
| Hudson Valley | 84 | 16.8% |
| Long Island | 88 | 17.6% |
| Mid-State | 71 | 14.2% |
| Mid-West | 48 | 9.6% |
| New York City | 119 | 23.8% |
| West | 46 | 9.2% |
| TOTAL | 499 | 100% |

Growth in the Number of High Schools Offering the NYSSB by Region

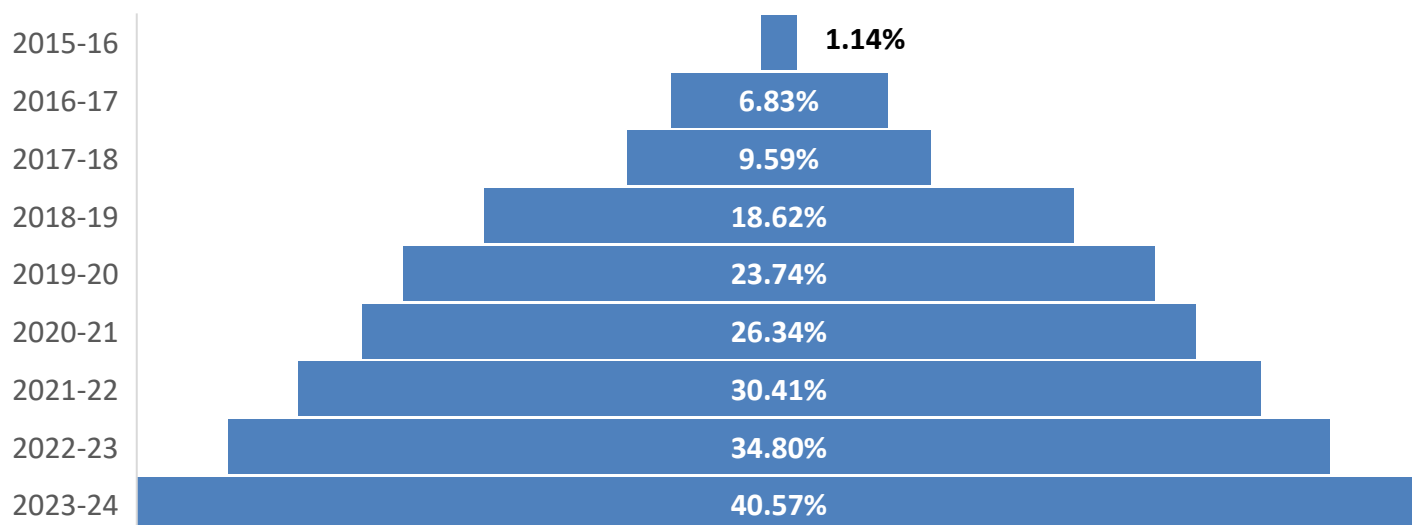
All regions have shown significant growth in the number of high schools offering the NYSSB since the NYSSB was first offered. The 2023-24 academic year continued to see gains from the prior year in six of seven regions. Figure 5 shows the number of high schools offering the NYSSB in each region from 2016 to 2024.

Figure 5. Number of High Schools Offering the NYSSB by Region (2016-2024)



The number of schools offering the NYSSB as a percentage of total district high schools also continues to show regular growth, reaching 40% of all district high schools in 2024. Figure 6 shows the number of NYSSB schools as a percentage of total district high schools from 2016 to 2024.

Figure 6. Number of High Schools Offering the NYSSB as a Percentage of Total District High Schools (2016-2024)



High Schools Offering the NYSSB as a Percentage of Total District Schools in Region

Any NYS high school at which students can earn a Regents Diploma may offer the NYSSB. This includes district schools, charter schools, and non-public schools that are registered with the Office of Religious and Independent School Support (ORISS). Of the 1,230 district high schools in our state, 499 (40.6%) offered the NYSSB, which represents more than 1 in every 2.5 district high schools statewide. Table 2 lists the number of district high schools in each region that offered the NYSSB in 2023-24, the total number of district high schools in the region, and the number of high schools offering the NYSSB as a percentage of the total number of district high schools in the region.

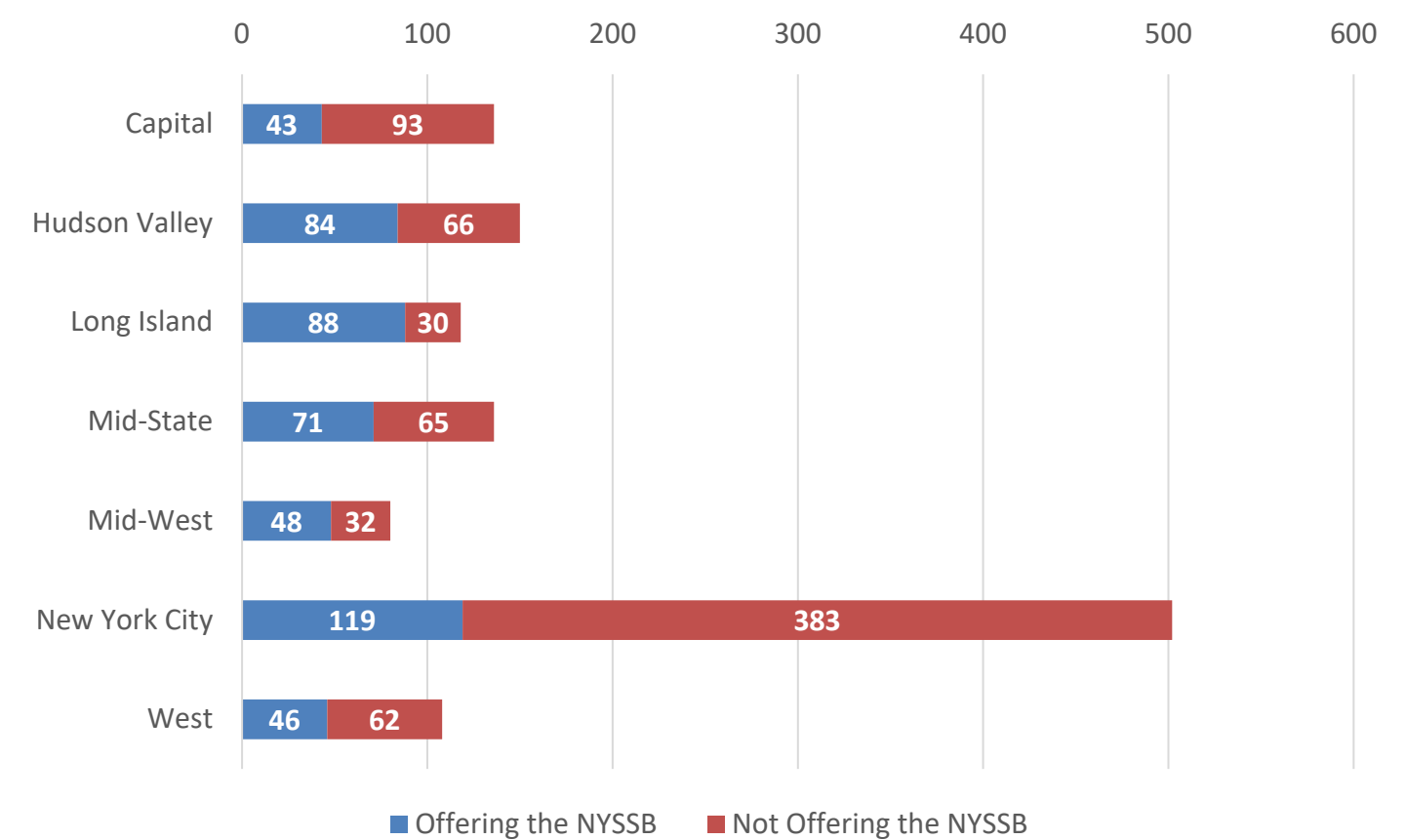
Table 2. Number of High Schools Offering the NYSSB as a Percentage of Total District High Schools in the Region (2023-24)

| Region | Number of High Schools Offering the NYSSB | Total Number of District High Schools | Schools Offering the NYSSB as a % of the Total Number of District High Schools in Region |
|---------------|---|---------------------------------------|--|
| Capital | 43 | 136 | 31.6% |
| Hudson Valley | 84 | 150 | 56.0% |
| Long Island | 88 | 118 | 74.6% |
| Mid-State | 71 | 136 | 52.2% |
| Mid-West | 48 | 80 | 60.0% |
| New York City | 119 | 502 | 23.7% |
| West | 46 | 108 | 42.6% |
| TOTAL | 499 | 1,230 | 40.6% |

Potential for Regional Growth in High Schools Offering the NYSSB

Even given the increased number of high schools offering the NYSSB across our state, there is ample room for growth in each region. Figure 7 below shows the number of high schools offering the NYSSB in each region (blue) as compared to the number of district high schools not currently offering the NYSSB in each region (red).

Figure 7. Number of High Schools Offering the NYSSB vs. Not Offering the NYSSB by Region (2023-24)



*2024 NYSSB graduates from Brewster HS flanked by faculty
(Photo courtesy of Brewster CSD)*

Students

Number of Students Awarded the NYSSB

In 2023-24, 10,591 students were awarded the NYSSB, up from 8,745 in the prior year.

Growth in the Number of Students Awarded the NYSSB

The number of students awarded the NYSSB grows each year. Figure 10 shows the number of students who were awarded the NYSSB by year from 2016 through 2024.

Figure 8. Number of Students Awarded the NYSSB (2016-2024)

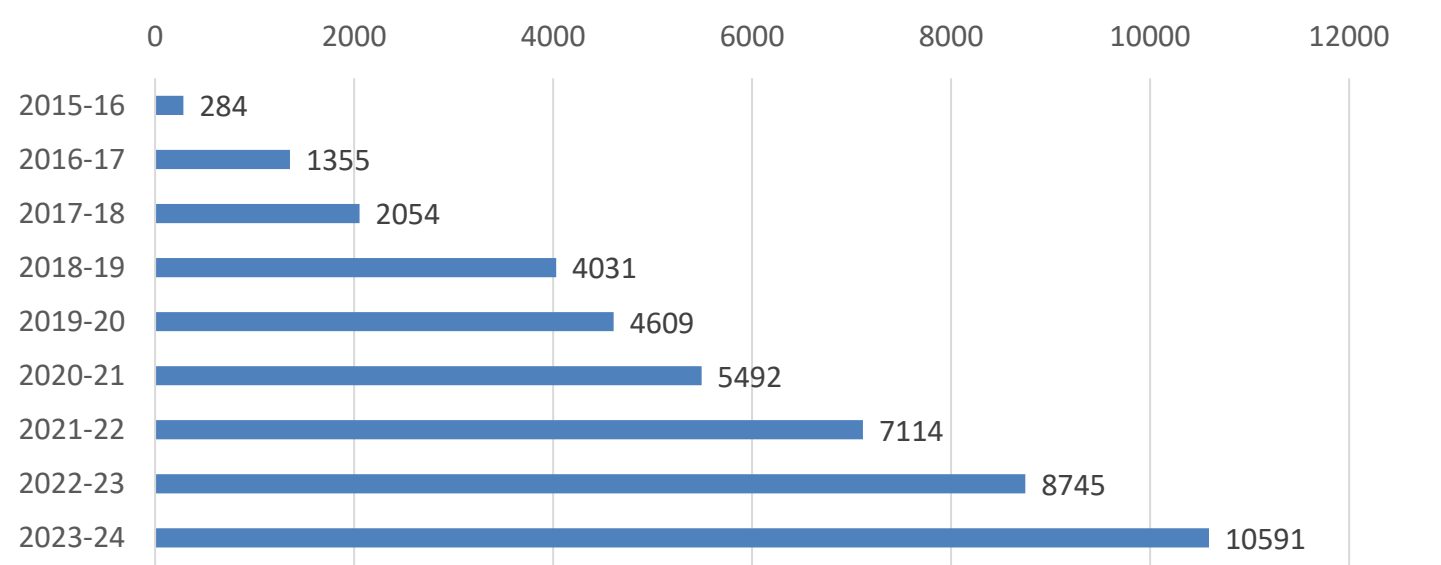
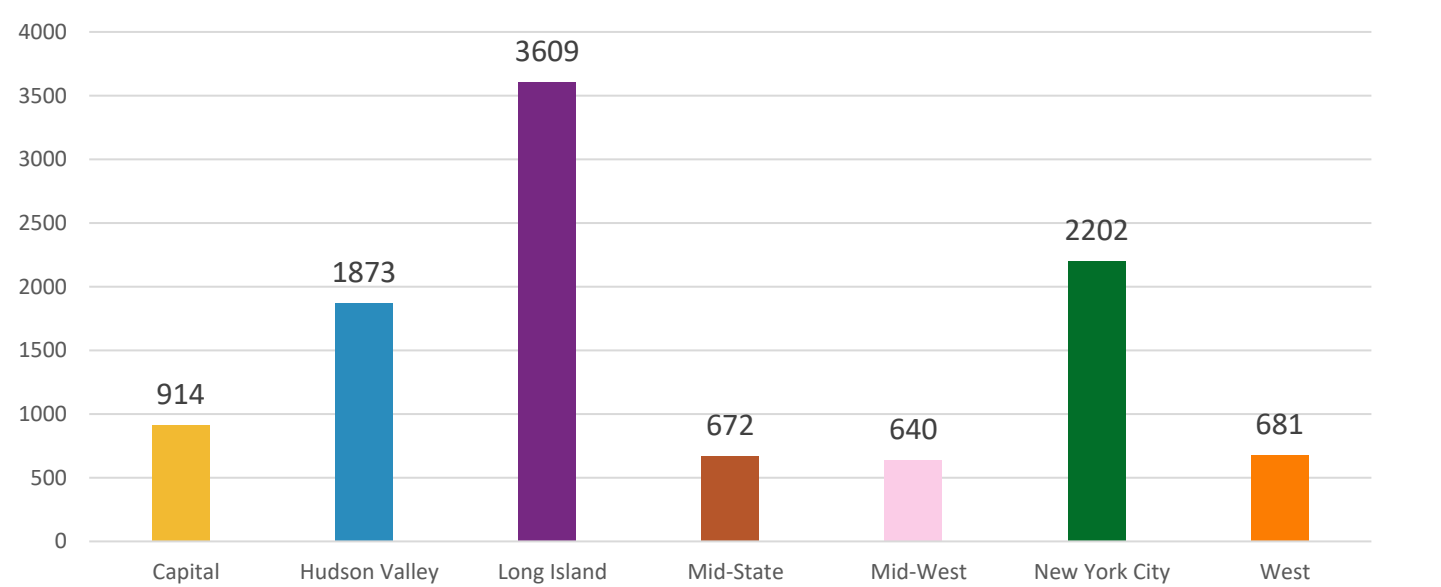


Figure 9 shows the number of students who were awarded the NYSSB in 2023-24 by region.

Figure 9. Number of Students Awarded the NYSSB by Region (2023-24)



Gender Make-up of Students Awarded the NYSSB

Females continued to make up the majority (66%) of NYSSB earners in 2023-24. While OBEWL began collecting gender information on NYSSB candidates in 2019-20, anecdotal data from past years indicates that this trend has been true since the beginning of the NYSSB program. One explanation for this is that the majority of students earning the NYSSB are students who take a course sequence in a world language while in high school. Data from district high schools in our state demonstrates that females have historically made up a large majority of the enrollment in these courses. In 2020-21, NYSED added the “Non-Binary” category to its data collection process. Figure 10 shows the percentage of students who were awarded the NYSSB in 2023-24 by gender.

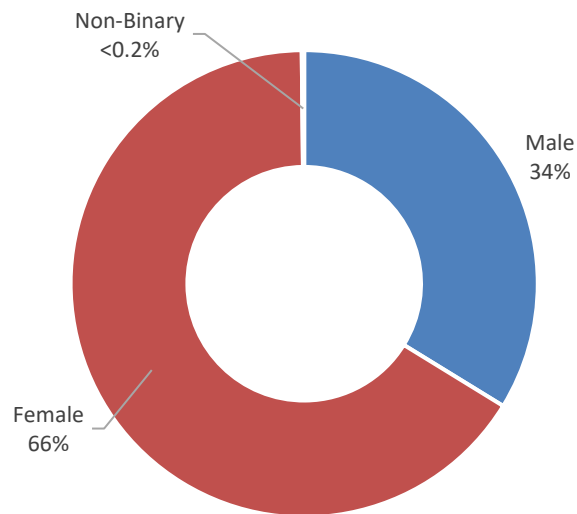
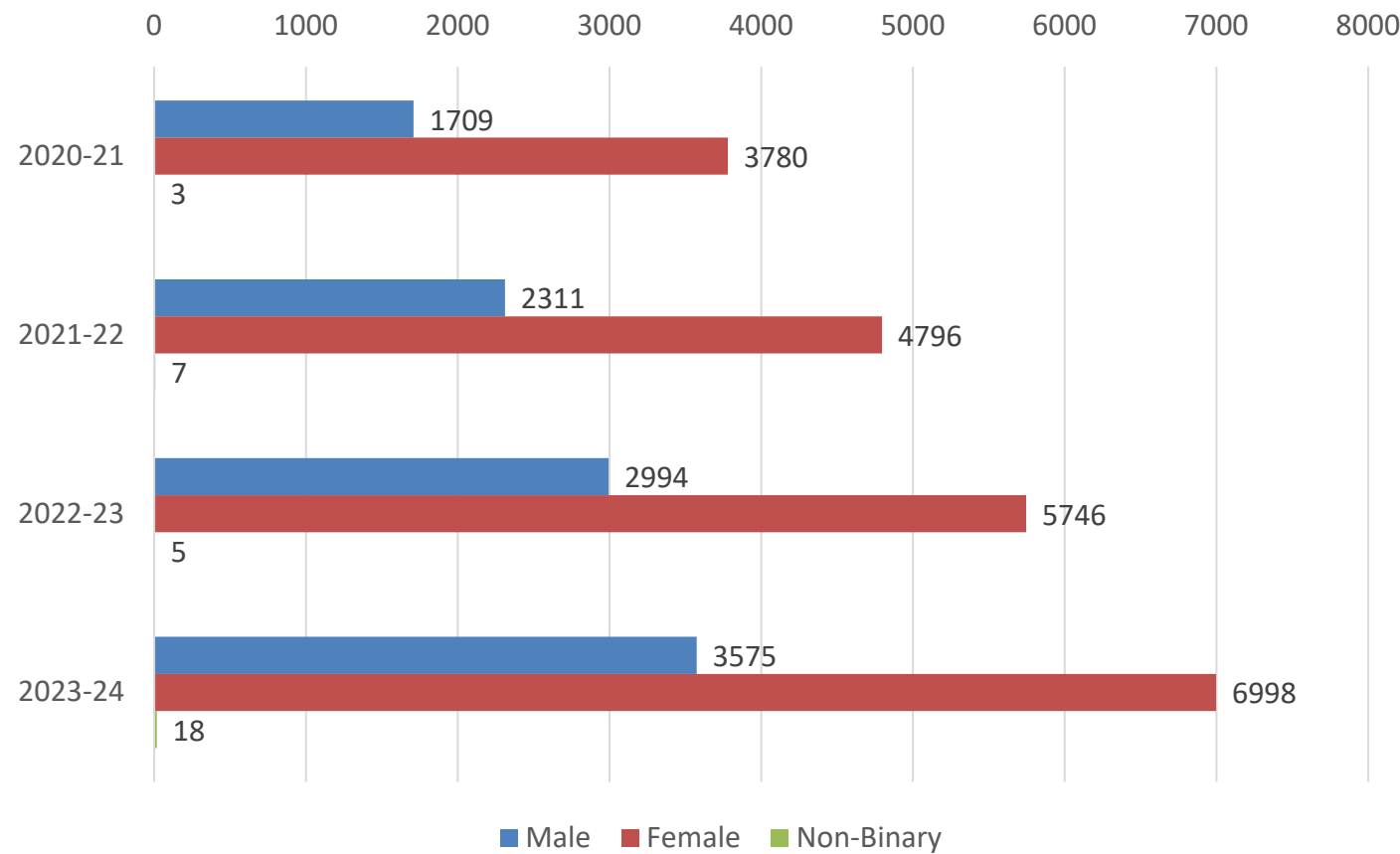


Figure 10. Percentage of Students Awarded the NYSSB by Gender (2023-24)

The 2023-24 school year saw a 20% increase in the number of males awarded the NYSSB, a 22% increase in the number of females awarded the NYSSB, and tripling of the number of non-binary students awarded the NYSSB since the prior year. Figure 11 shows the comparative data among genders over the last four years.

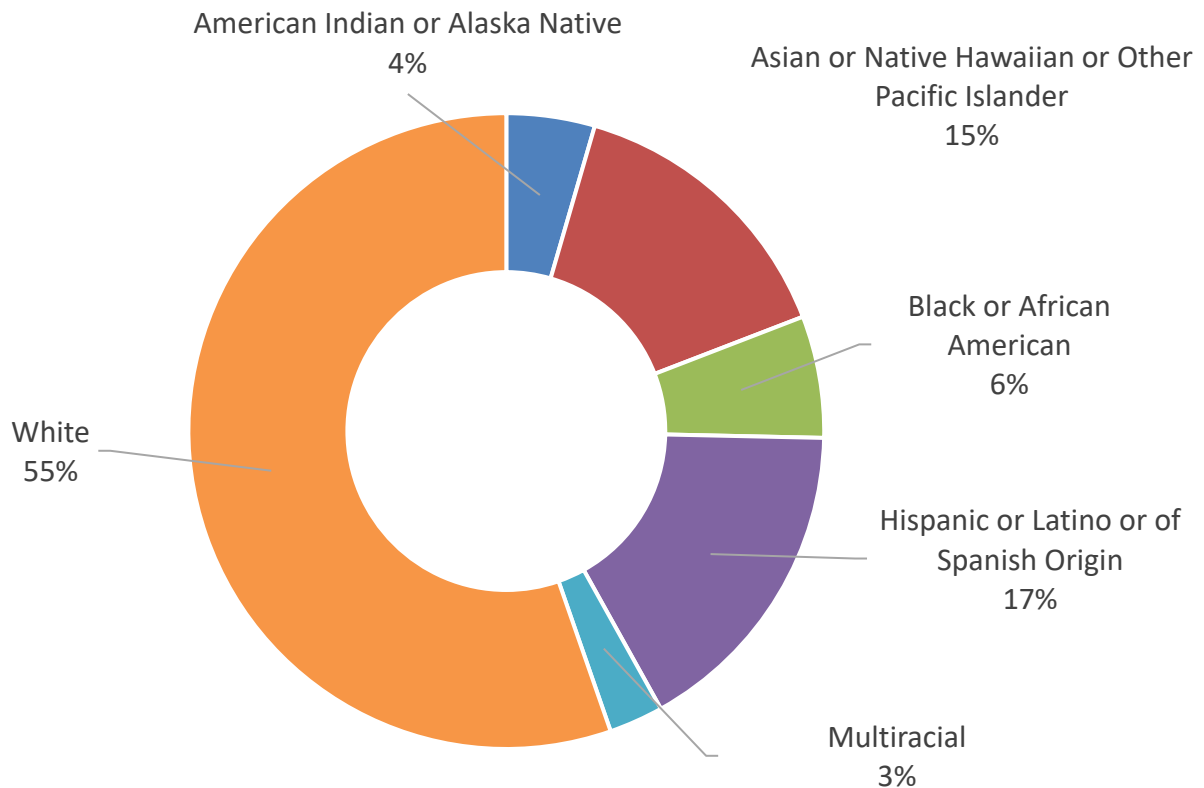
Figure 11. Number of Students Awarded the NYSSB by Gender (2021-2024)



Racial Make-up of Students Awarded the NYSSB

OBEWL also began collecting data on the races of NYSSB earners in 2019-20. Figure 12 shows the percentage of NYSSB earners from each of the six race designations in 2023-24.

Figure 12. Percentages of Students Awarded the NYSSB by Race (2023-24)

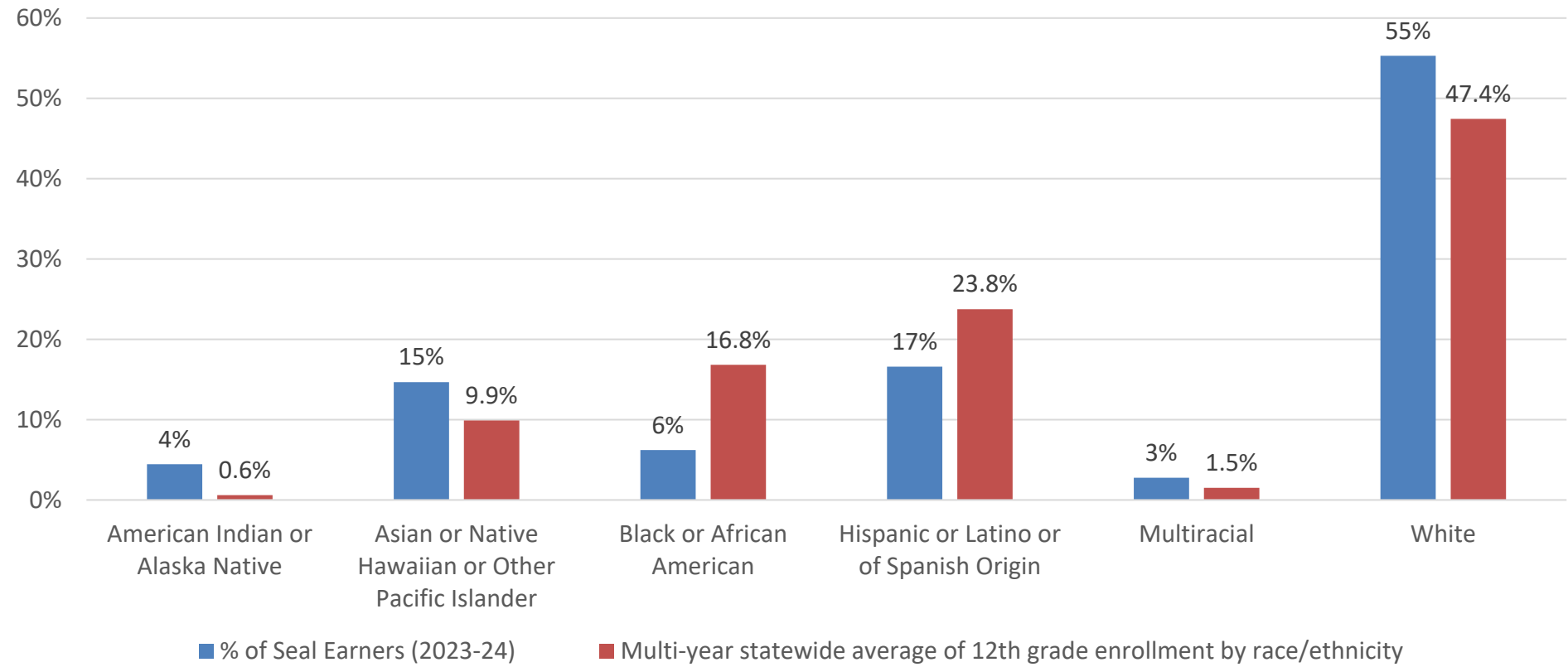


The number of NYSSB earners from five of six racial designations grew in 2023-24. When the overall number of NYSSB earners is disaggregated by race, the following changes are observed, as compared to the prior year:

- **American Indian or Alaska Native** NYSSB earners increased by 67%. The group historically represents about 0.6% of the 12th grade population, but makes up 4.5% of NYSSB earners. In particular this year, the first two students earned the NYSSB in the Seneca Language.
- **Asian, Hawaiian or Other Pacific Islander** NYSSB earners increased by 31%. The group historically represents about 10% of the 12th grade population, but makes up almost 15% of NYSSB earners.
- **Black or African American** NYSSB earners increased by 12%. The group historically represents about 17% of the 12th grade population, but makes up 6% of NYSSB earners.
- **Hispanic, Latino, or of Spanish origin** NYSSB earners increased by 28%. The group historically represents about 24% of the 12th grade population, but makes up 17% of NYSSB earners.
- **Multiracial** NYSSB earners decreased by 4%. The group historically represents about 1.5% of the 12th grade population, but makes up almost 3% of NYSSB earners.
- **White** NYSSB earners increased by 17%. The group historically represents about 44% of the 12th grade population, but makes up 55% of NYSSB earners.

Another means of analyzing the success of the NYSSB program is to determine how well each racial designation is represented in NYSSB earners as compared to the overall racial breakdown of the senior cohort in NYS high schools. In four of the six racial categories, the percentage of 2023-24 NYSSB earners is greater (by three to seven percentage points) than the 14-year statewide average of students enrolled in 12th grade in each racial category. That is, students of these races are very well represented in the NYS Seal of Biliteracy. For instance, American Indian or Alaska Native students make up only 0.6% of the average 12th grade enrollment, but they represented 4% of NYSSB earners in 2023-24. Similar over-representation in the NYSSB is seen with Asian, Native Hawaiian, or Other Pacific Islander students, Multiracial students, and White students. Significant disparities in representation in the NYSSB relative to 12th grade enrollment is seen with Black or African American students, who make up about 17% of the average 12th grade cohort, but represented 6% of NYSSB earners in 2023-24, and Hispanic students, who make up 24% of the average 12th grade cohort, but accounted for 17% of NYSSB earners in 2023-24. Figure 13 shows the racial make-up of NYSSB earners in 2023-24 as compared to the statewide 14-year average racial make-up of 12th grade students in New York State. This data indicates that OBEWL and schools must strengthen their efforts to recruit and support Black or African American and Hispanic students to pursue the NYSSB, as well as to pursue courses of study in world languages through high school.

Figure 13. Percentage of NYSSB Earners vs. Average Statewide Enrollment in 12th Grade by Race (2023-24)



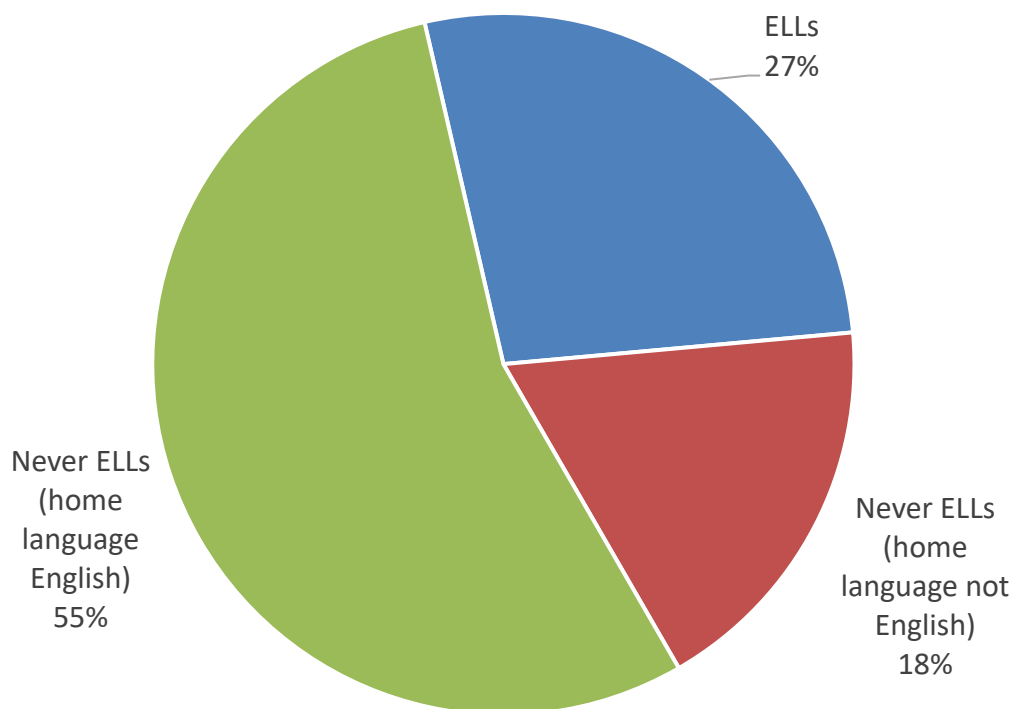
ELL Status of Students Awarded the NYSSB

NYSED has identified the following three language diversity categories for our students:

1. **Current English Language Learners (ELLs) and students previously identified as ELLs** – Current ELLs are students who, by birth or ancestry, speak or understand a language other than English and who scored below a NYS designated level of proficiency on the NYSITELL or the NYSESLAT. Students previously identified as ELLs are students who were once ELLs, but who have since demonstrated the NYS designated level of proficiency necessary to exit ELL status. For the remainder of this report, Current ELLs and students previously identified as ELLs will be referred to as “ELLs”.
2. **Never ELLs whose home language is English** – Students who have never been identified as ELLs and whose home language is English.
3. **Never ELLs whose home language is other than English** – Students who have never been identified as ELLs and whose home language is other than English; sometimes referred to as Heritage Language Speakers.

Figure 14 shows the breakdown of students by ELL status who were awarded the NYSSB in 2023-24. More than one in every four NYSSB earners in 2023-24 was an ELL (27%). Consistent with national trends, the majority of students who were awarded the NYSSB in 2023-24 (73%) are Never ELLs, of which 55% were students whose home language is English and of which 18% were students whose home language is other than English.

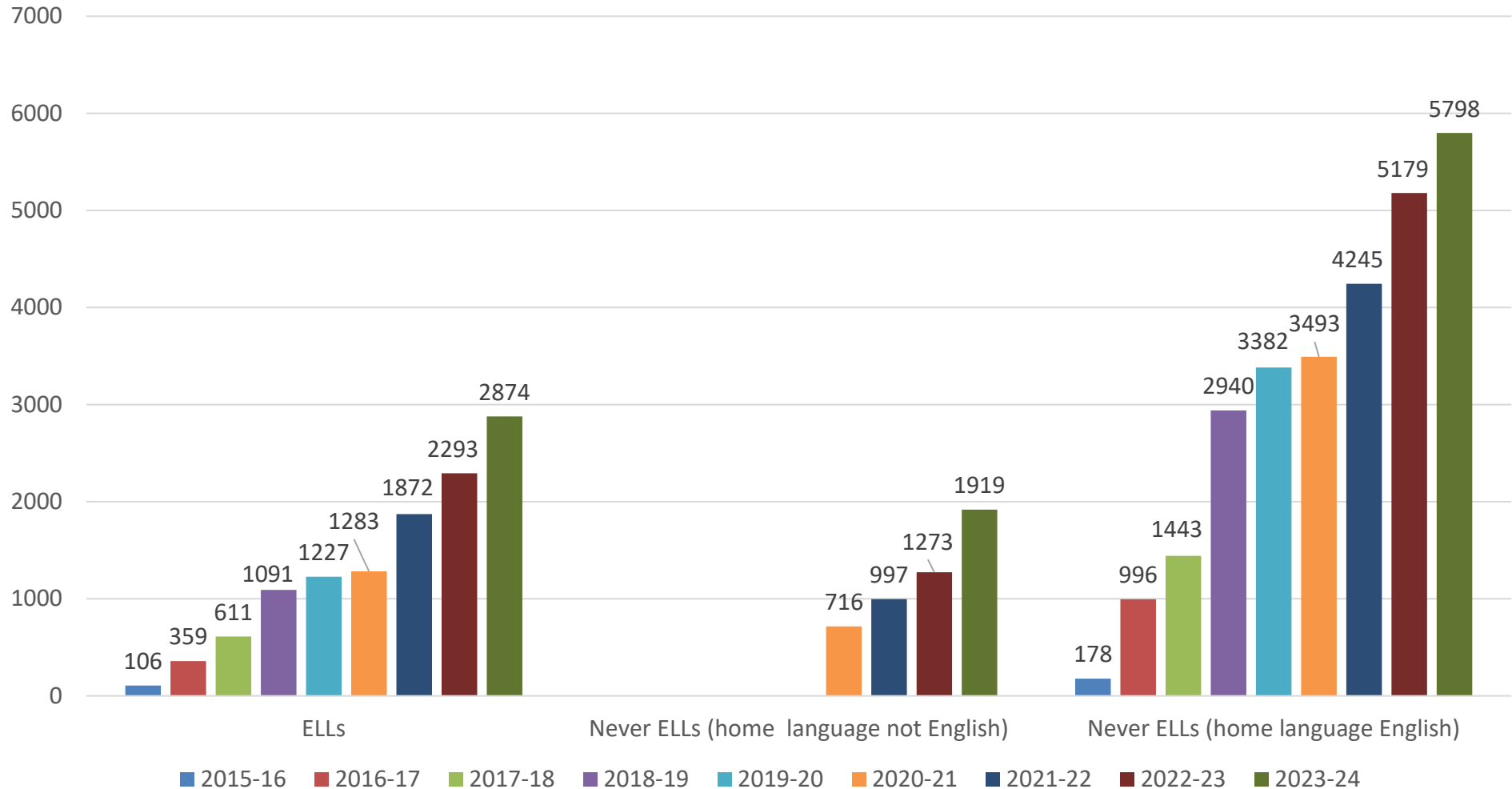
Figure 14. Percentage of Students Awarded the NYSSB by ELL Status (2023-24)



Growth in the Number of Students Awarded the NYSSB by ELL Status

As shown in Figure 15 below, all three student groups have shown an upward trend in participation in the NYSSB from 2016 to 2024. ELLs who earned the NYSSB have shown a steady increase over the last nine years, growing by 25% to 2,874 in 2023-24. The number of Never ELLs whose home language is English rose considerably (from 5,179 in 2022-23 to 5,798 in 2023-24 – a 12% increase), as did the number of Never ELLs whose home language is other than English*, which rose from 1,273 in 2022-23 to 1,919 in 2023-24, a 51% increase.

Figure 15. Number of Students Awarded the NYSSB by ELL Status (2016-2024)

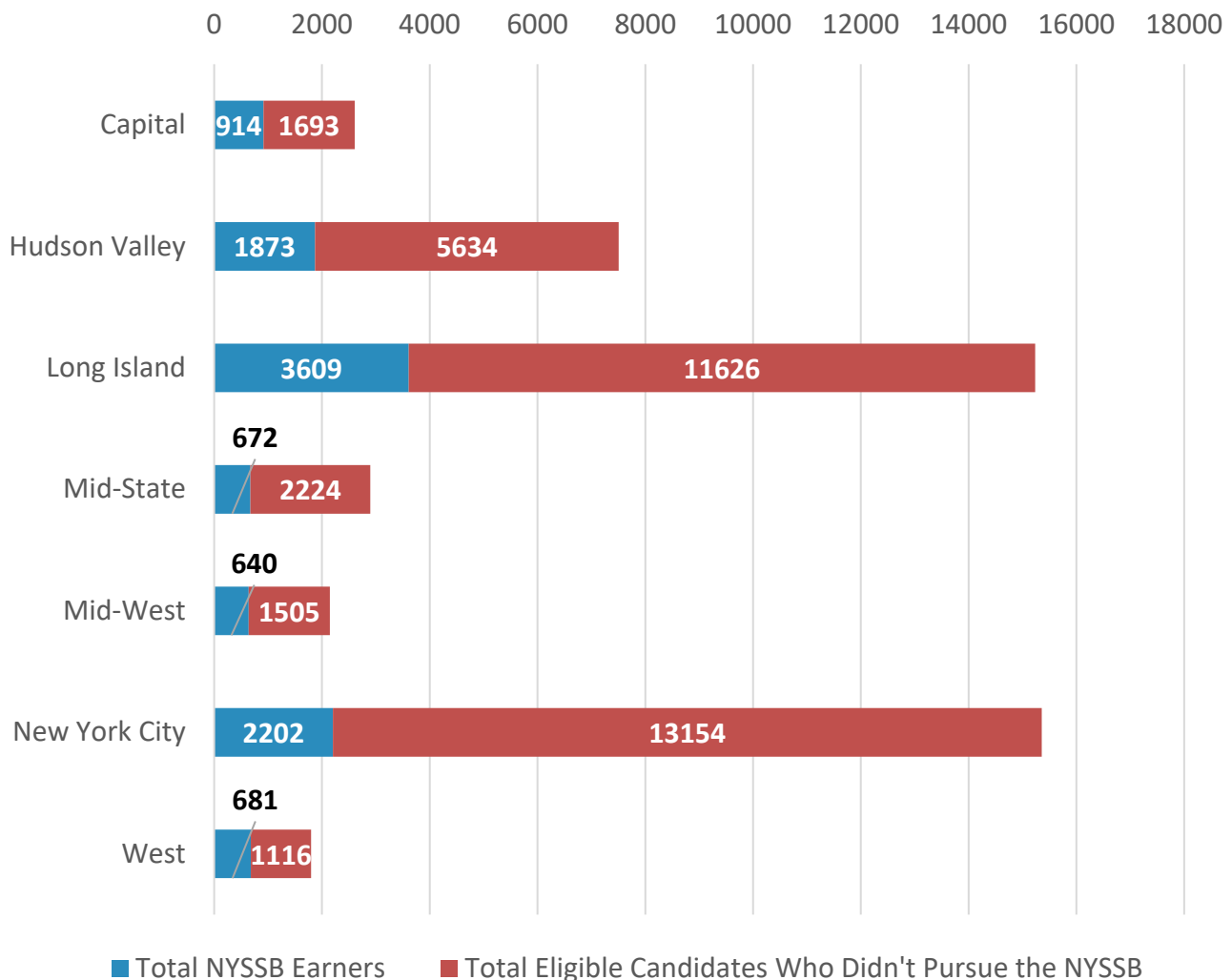


*NYSED began collecting information on NYSSB earners who were Never ELLs whose home language is other than English in 2020-21.

Growth Potential Within Student Populations

Schools who wish to offer the NYSSB must submit a School Notification Form to NYSED by December 1st of each year. Based on this information, combined with the data provided on the End of Year Data form, which reports students who met all of the requirements to earn the NYSSB, the potential for growth within each region and within each school can be determined. Figure 16 below shows the total students in each region who earned the NYSSB at participating schools in 2023-24, as compared to those who were eligible, but did not pursue the NYSSB.

Figure 16. Total Eligible Students who Earned the NYSSB vs. Eligible Students Who Did Not Pursue the NYSSB from Participating Schools by Region (2023-24)



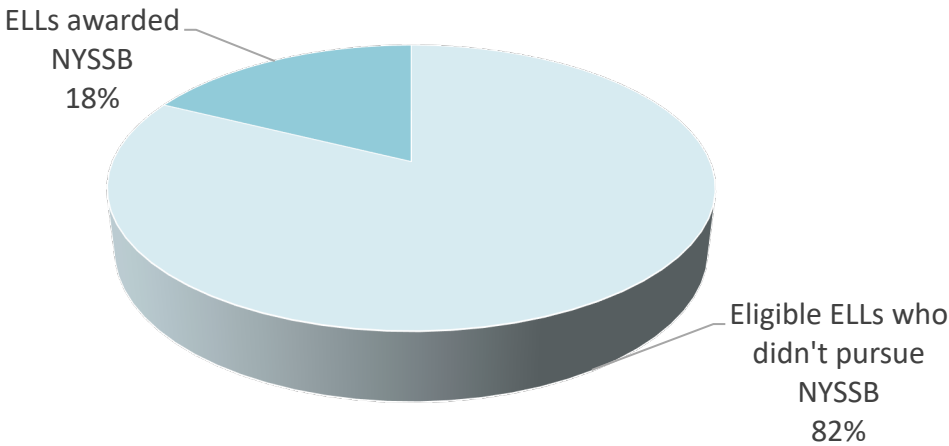
This potential for growth in the NYSSB can be disaggregated by ELL status to identify eligible students who did not pursue the NYSSB, providing additional information to schools to reinforce their recruitment efforts catered to individual student populations. Figures 29A through 29C on the following pages show the percentage of students by ELL status who earned the NYSSB in 2023-24, as compared to the percentage of eligible ELLs who did not pursue the NYSSB.

In 2024, 2,874 senior ELLs earned the NYSSB, up from 2,293 from the prior year (a 26% increase). The percentage of NYSSB Earners in 2023-24 who were ELLs (5.77%) is very close to the percentage of Current ELLs in the senior cohort statewide (5.76%). Despite the history of substantial years of gains in ELLs earning the NYSSB, there is still much work to be done. In schools offering the NYSSB in 2023-24, there were over 16,000

eligible ELLs in the senior cohort, 82% of which didn't pursue the NYSSB. Barriers for ELLs to earn the NYSSB include a lack of identification of eligible students, passive instead of active recruitment of eligible students, and a lack of home language support to ensure ELLs continue to develop literacy and oracy skills in their home language. It is also important to note that students who attend schools that don't offer the NYSSB may not earn the NYSSB, regardless of their proficiency in English and one or more languages. For this reason, NYSED will continue its efforts to raise awareness about the NYSSB, to recruit more schools to offer this program, and to build the capacity of schools that offer the NYSSB to ensure as many students as possible have a pathway to the NYS Seal of Biliteracy.

Figure 17A shows that 18% of the statewide eligible population of ELLs from participating schools were awarded the NYSSB. This figure demonstrates that a much larger percentage of ELLs could be recruited and supported to earn the NYSSB.

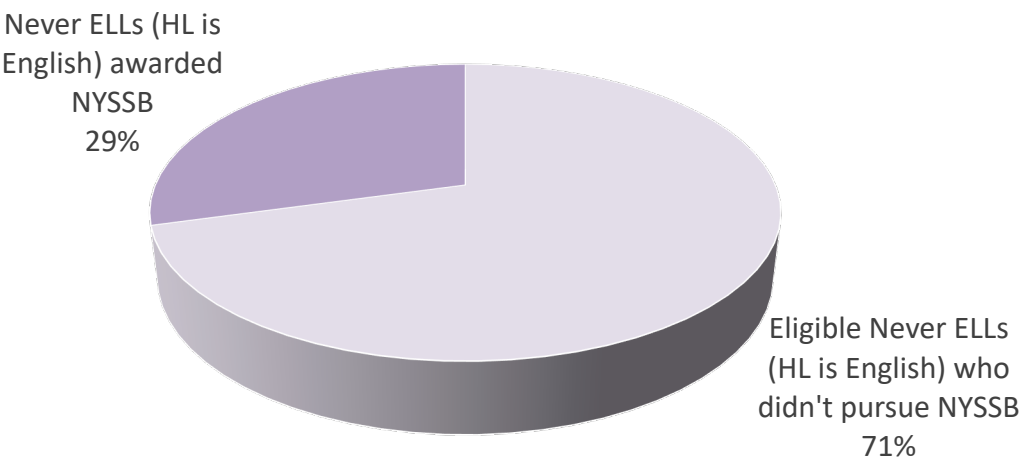
Figure 17A. Percentage of ELLs who Earned the NYSSB vs. Eligible ELLs Not Pursuing the NYSSB from Participating Schools (2023-24)



2024 NYSSB graduates from Oneonta HS
(Photo courtesy of Oneonta CSD)

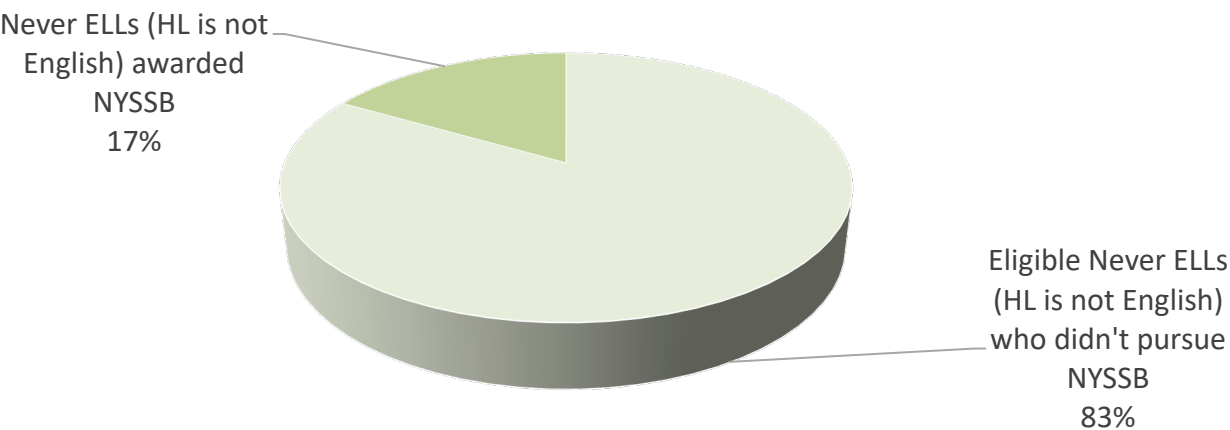
Historically, the highest rate of participation in the NYSSB among students is found with Never ELLs whose home language is English. In 2023-24, 5,798 Never ELLs whose home language is English earned the NYSSB, up from 5,179 in the prior year (a 12% increase). In schools offering the NYSSB in 2023-24, there were almost 20,000 eligible Never ELLs whose home language is English in the senior cohort, 71% of which didn't pursue the NYSSB. Figure 19B shows the large pool of untapped potential NYSSB earners among Never ELLs whose home language is English from schools participating in the NYSSB.

Figure 17B. Percentage of Never ELLs whose Home Language is English who Earned the NYSSB vs. Eligible Never ELLs whose Home Language is English Not Pursuing the NYSSB from Participating Schools (2023-24)



In the 2023-24 school year, 1,919 Never ELLs whose home language is other than English, sometimes called Heritage Language students, earned the NYSSB, up from 1,273 in the prior year (a 51% increase). This significant increase may be the result of an increased number of schools offering the NYSSB, as well as an increased capacity on their part to recruit and support students who speak a heritage language. Despite this very encouraging gain, there remains great potential for growth. In schools offering the NYSSB in 2023-24, there were almost 11,500 eligible Never ELLs whose home language is other than English in the senior cohort, 83% of which didn't pursue the NYSSB. Figure 19C shows that only about 17% of the eligible Never ELLs whose home language is other than English from participating schools were awarded the NYSSB.

Figure 17C. Percentage of Never ELLs whose Home Language is Other Than English who Earned the NYSSB vs. Eligible Never ELLs whose Home Language is Other Than English Not Pursuing the NYSSB from Participating Schools (2023-24)



World Languages in Which Students Were Awarded the NYSSB (2023-24)

Students earned the NYSSB in English and 81 different world languages in 2023-24. Table 3 lists these world languages, as well as the number of separate seals earned in those languages.

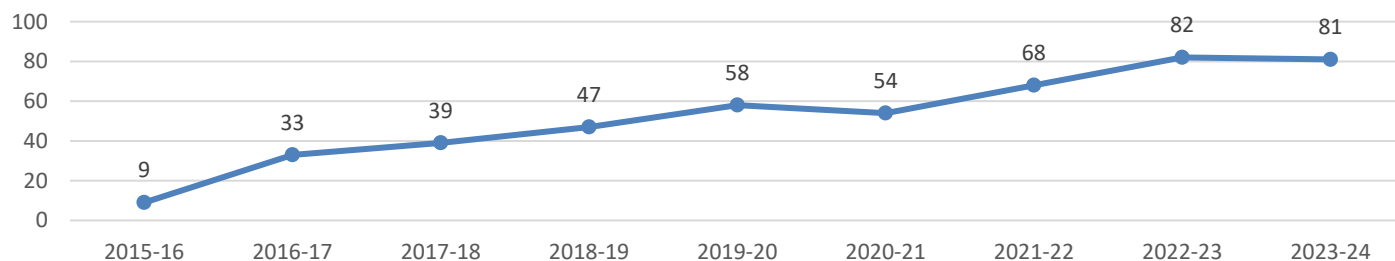
Table 3. World Languages in which Students were Awarded the NYSSB (2023-24)

| Language | Total Seals Earned | % of All Seals Earned |
|------------------------|---------------------------|------------------------------|
| Akan Twi | 4 | 0.04% |
| Albanian | 16 | 0.15% |
| American Sign Language | 170 | 1.55% |
| Amharic | 1 | 0.01% |
| Arabic | 108 | 0.99% |
| Bengali | 77 | 0.70% |
| Bisaya | 1 | 0.01% |
| Bosnian | 10 | 0.09% |
| Bulgarian | 2 | 0.02% |
| Burmese | 8 | 0.07% |
| Cantonese | 1 | 0.01% |
| Cebuano | 2 | 0.02% |
| Chin | 2 | 0.02% |
| Croatian | 5 | 0.05% |
| Dari | 2 | 0.02% |
| Dutch | 6 | 0.05% |
| Ewe | 1 | 0.01% |
| French | 1,265 | 11.56% |
| Georgian | 2 | 0.02% |
| German | 154 | 1.41% |
| Greek | 11 | 0.10% |
| Gujarati | 5 | 0.05% |
| Guyanese Creole | 1 | 0.01% |
| Haitian Creole | 29 | 0.26% |
| Hausa | 1 | 0.01% |
| Hebrew | 6 | 0.05% |
| Hindi | 14 | 0.13% |
| Hungarian | 3 | 0.03% |
| Indonesian | 2 | 0.02% |
| Italian | 684 | 6.25% |
| Japanese | 34 | 0.31% |
| Karen | 6 | 0.05% |
| Khmer | 1 | 0.01% |
| Kinyarwanda | 6 | 0.05% |
| Korean | 28 | 0.26% |
| Kunama | 1 | 0.01% |
| Kurundi | 1 | 0.01% |
| Latin | 126 | 1.15% |
| Latvian | 1 | 0.01% |
| Lingala | 1 | 0.01% |
| Macedonian | 1 | 0.01% |

| | | |
|---------------|---------------|----------------|
| Malay | 1 | 0.01% |
| Malayalam | 4 | 0.04% |
| Mandarin | 417 | 3.81% |
| Mandinka | 1 | 0.01% |
| Marathi | 1 | 0.01% |
| Mizo | 1 | 0.01% |
| Mohawk | 1 | 0.01% |
| Montenegrin | 1 | 0.01% |
| Nepali | 12 | 0.11% |
| Pashto | 3 | 0.03% |
| Patois | 1 | 0.01% |
| Persian Farsi | 3 | 0.03% |
| Polish | 20 | 0.18% |
| Portuguese | 29 | 0.26% |
| Punjabi | 11 | 0.10% |
| Romanian | 3 | 0.03% |
| Russian | 92 | 0.84% |
| Seneca | 2 | 0.02% |
| Serbian | 1 | 0.01% |
| Somali | 11 | 0.10% |
| Soninke | 1 | 0.01% |
| Spanish | 7,398 | 67.62% |
| Swahili | 4 | 0.04% |
| Swedish | 3 | 0.03% |
| Tagalog | 8 | 0.07% |
| Tamil | 2 | 0.02% |
| Telugu | 3 | 0.03% |
| Thai | 2 | 0.02% |
| Tibetan | 3 | 0.03% |
| Tigrinya | 1 | 0.01% |
| Turkish | 21 | 0.19% |
| Turkmen | 1 | 0.01% |
| Tuscarora | 2 | 0.02% |
| Twi | 1 | 0.01% |
| Ukrainian | 32 | 0.29% |
| Urdu | 29 | 0.26% |
| Uzbek | 1 | 0.01% |
| Vietnamese | 11 | 0.10% |
| Wolof | 2 | 0.02% |
| Yemeni | 1 | 0.01% |
| Total | 10,940 | 100.00% |

Since 2015-16, the number of world languages other than English in which students were awarded the NYSSB has increased steadily, as seen in Figure 18.

Figure 18. Number of World Languages Other Than English in which Students Were Awarded the NYSSB (2016-2024)



Earning the NYSSB in Two or More World Languages

There was a total of 10,591 individual students who earned the NYSSB in 2023-24. Three hundred twenty eight students earned the NYSSB in two world languages in addition to English, 17 students earned the NYSSB in three world languages in addition to English, and three students earned the NYSSB in four world languages in addition to English. For the first time in New York history, a student earned the NYSSB in five world languages in addition to English. Table 4 displays the historical numbers of students earning the NYSSB in one, two, three, four, and five languages in addition to English.

Table 4. Number of Students Awarded the NYSSB in One, Two, Three, Four, or Five World Languages in Addition to English (2019-2024)*

| | 2018-19 | 2019-20 | 2020-21 | 2021-22 | 2022-23 | 2023-24 |
|---|--------------|--------------|--------------|--------------|--------------|---------------|
| Number of Students awarded NYSSB in 1 world language + English | 4,028 | 4,526 | 5,399 | 6,930 | 8,477 | 10,263 |
| Number of Students awarded NYSSB in 2 world languages + English | 2 | 80 | 89 | 173 | 256 | 311 |
| Number of Students awarded NYSSB in 3 world languages + English | 1 | 3 | 4 | 10 | 11 | 14 |
| Number of Students awarded NYSSB in 4 world languages + English | 0 | 0 | 0 | 1 | 1 | 2 |
| Number of Students awarded NYSSB in 5 world languages + English | 0 | 0 | 0 | 0 | 0 | 1 |
| Totals | 4,031 | 4,609 | 5,492 | 7,114 | 8,745 | 10,591 |

*Students are only reported in this table in the category that represents the total number of world languages in which they earned the NYSSB. Students are not double counted, that is, a student who earns the NYSSB in three world languages is only reported in that category and is not counted in the category for students who earned the NYSSB in a single world language or in two world languages.

Tables five through eight show the second, third, fourth, and fifth world languages in addition to English in which students were awarded the NYSSB in 2023-24. Determination of whether a language is first, second, etc. are made by the school NYSSB coordinator at the time of data submission.

Table 5. Number of Students Awarded the NYSSB in Two World Languages in Addition to English by the Second Language (2023-24)

| Language | Number of Secondary Seals Earned by Language |
|------------------------|--|
| Albanian | 3 |
| American Sign Language | 8 |
| Arabic | 2 |
| Bengali | 1 |
| Bosnian | 1 |
| Bulgarian | 2 |
| Cantonese | 1 |
| Croatian | 5 |
| French | 39 |
| German | 10 |
| Greek | 2 |
| Gujarati | 2 |
| Haitian Creole | 12 |
| Hebrew | 2 |
| Hindi | 2 |
| Hungarian | 1 |
| Italian | 22 |
| Japanese | 6 |
| Korean | 5 |

| | |
|---------------|------------|
| Latin | 14 |
| Latvian | 1 |
| Lingala | 1 |
| Mandarin | 18 |
| Mizo | 1 |
| Mohawk | 1 |
| Montenegrin | 1 |
| Nepali | 1 |
| Persian Farsi | 1 |
| Polish | 9 |
| Portuguese | 9 |
| Romanian | 3 |
| Russian | 17 |
| Spanish | 99 |
| Swedish | 1 |
| Tamil | 1 |
| Telugu | 1 |
| Turkish | 4 |
| Turkmen | 1 |
| Ukrainian | 12 |
| Urdu | 2 |
| Vietnamese | 2 |
| Total | 326 |

Table 6. Number of Students Awarded the NYSSB in Three World Languages in Addition to English by the Third Language (2023-24)

| Language | Number of Tertiary Seals Earned by Language |
|----------------|---|
| Dutch | 1 |
| French | 3 |
| Haitian Creole | 2 |
| Italian | 3 |
| Mandarin | 1 |
| Polish | 1 |
| Portuguese | 1 |
| Russian | 2 |
| Serbian | 1 |
| Ukrainian | 2 |
| Total | 17 |

Table 7. Number of Students Awarded the NYSSB in Four World Languages in Addition to English by the Fourth Language (2023-24)

| Language | Number of Quaternary Seals Earned by Language |
|--------------|---|
| Japanese | 1 |
| Portuguese | 1 |
| Spanish | 1 |
| Total | 3 |

Table 8. Number of Students Awarded the NYSSB in Five World Languages in Addition to English by the Fourth Language (2023-24)

| Language | Number of Quinary Seals Earned by Language |
|----------|--|
| Spanish | 1 |
| Total | 1 |

In 2023-24, Haldane High School senior, Helena Kottman, made history as the first New York State student to earn the Seal of Biliteracy in five world languages in addition to English: Japanese, Italian, German, Spanish, and French. Helena’s mother is Japanese, and her father is American. She grew up in a small village in the Hudson Valley speaking two languages at home. Both of her parents had already learned several languages by the time Helena was born, and they made sure to expose her and her older sister to as many foreign languages and cultures as possible. Helena attended a Japanese school every Saturday from Kindergarten through 9th grade to learn to read and write in Japanese. Helena’s father took a sabbatical in Cologne, Germany, where the family lived for a year and where Helena attended third grade. In Cologne, she learned German, as well as some of the local "Kölsch" dialect. Later, Helena’s father took up a summer job teaching in Verona, Italy, allowing their family to spend most summers in Italy.

Helena’s mother, who homeschooled Helena and her sister, taught Math at the Manitou School, a Spanish-English bilingual private school. Helena attended middle school at the Manitou School, learning Spanish as part of the immersive bilingual structure of the school. At Haldane High School, she completed courses in both Spanish and French, culminating in AP Spanish, which she took as a sophomore, and AP French, which she completed as a senior. Helena expressed to her NYSSB Coordinator, Ms. Julia Sniffen: “My extensive background in languages has made it easier for me to learn new languages, especially ones that share a root with a language I already have familiarity with.”

Helena explained that “a clear benefit of learning foreign languages is that one never learns just one language in isolation; one gains familiarity with the cultural values of another part of the world, strengthens one's pattern-recognition skills, and builds courage. Some humility is also an inevitable lesson when learning a language. There are frustrating moments when one has something to say, but cannot communicate it fully. In these moments, my favorite lesson about language-learning is evident: improvisation. Experimentation and improvisation are necessary when diving into a new language and allow a person to discover new things about themselves.” Helena expressed that she and several of her bilingual friends take on another identity when they speak a different language. She goes on to state that “undoubtedly, bilingualism is not only a skill set, but a type of flexibility deep in oneself.” The Office of Bilingual Education and World Languages commends Helena Kottman, her family, and the staff at Haldane High School for making history as the first person to earn the New York State Seal of Biliteracy in five world languages in addition to English.



*New York State’s first NYS Seal of Biliteracy graduate in English and five world languages (2024) from Haldane HS
(Photo courtesy of Haldane CSD)*

Earning Points Toward the NYSSB in English

To earn the NYSSB, students must earn three points in English and three points in a world language by demonstrating a high level of proficiency in English and one or more world languages by completing tasks from a points matrix listed on the Criteria to Earn the New York State Seal of Biliteracy. This point matrix provides a multitude of ways in which students can earn these points to achieve the NYSSB. Figure 19 below shows the evolution of the use of points to demonstrate of proficiency in English toward the NYSSB.

Figure 19. English Points Earned Toward the NYSSB by Criteria Type (2016-2024)

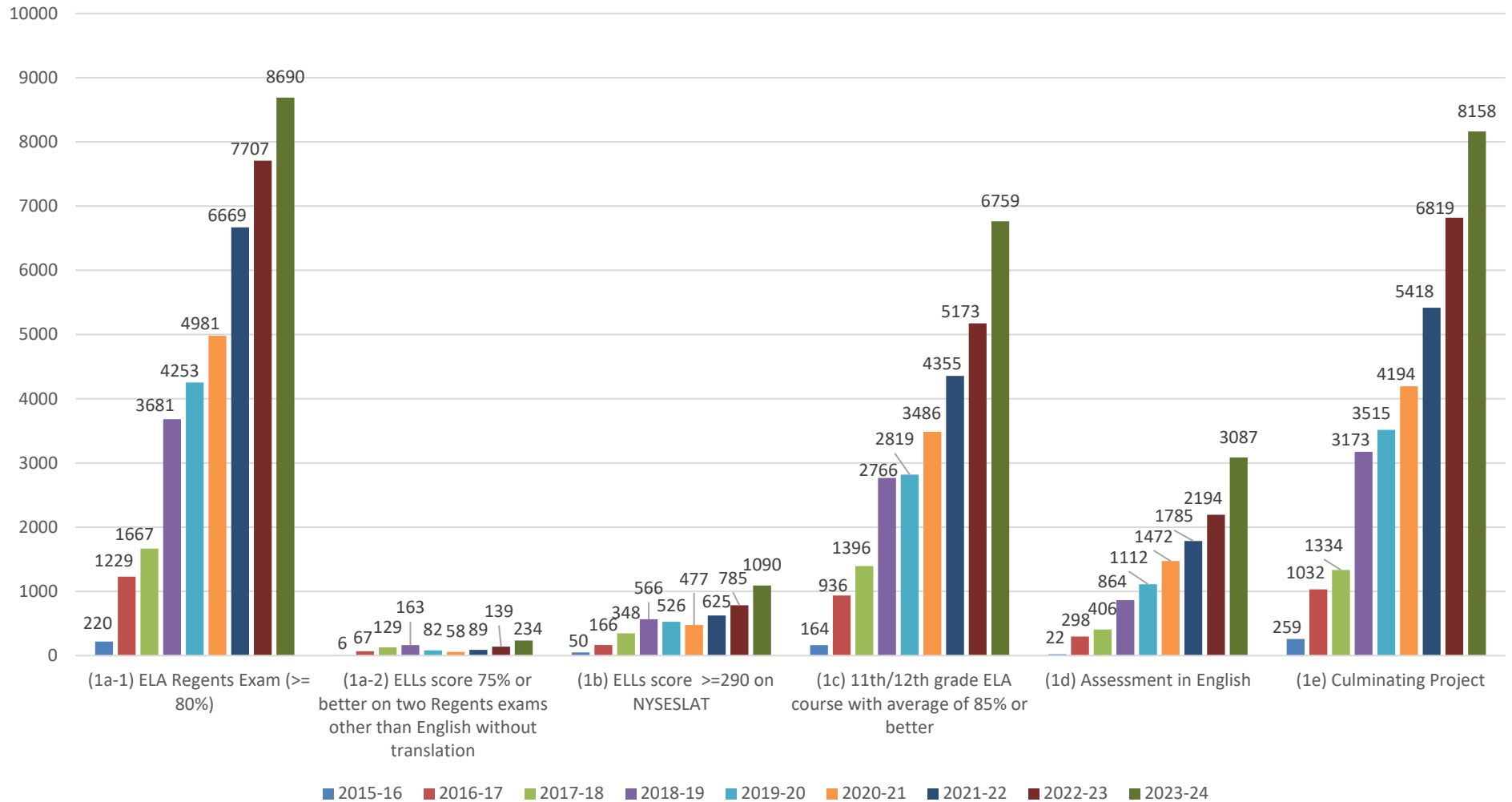
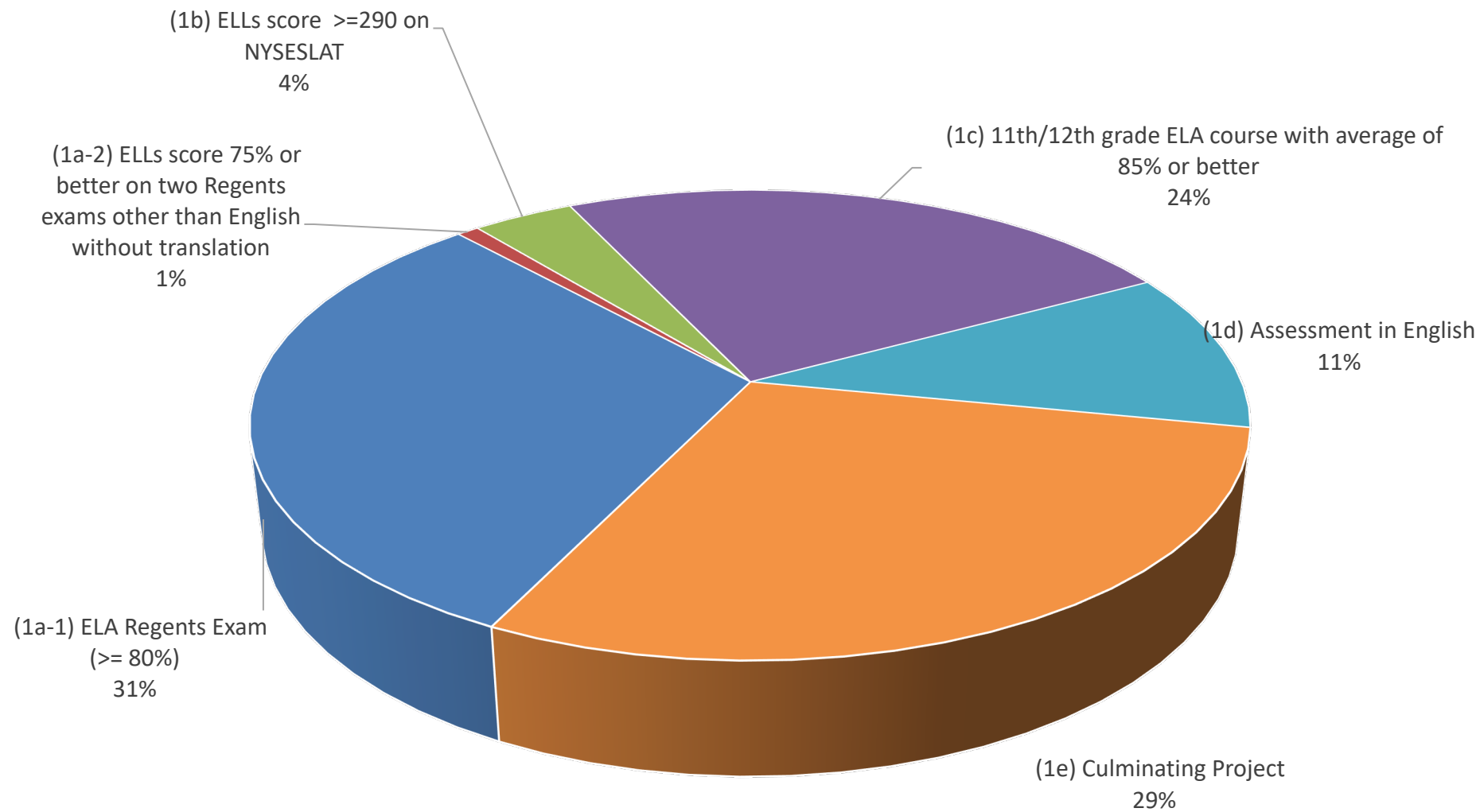


Figure 20 shows the number of points earned from each English criterion as a percentage of the total number of points earned in 2023-24.

Figure 20. Points from Criteria Used to Satisfy the English Requirements of the NYSSB as a Percentage of All English Points (2023-24)



Assessments chosen by NYSSB earners can be further disaggregated by ELL Status, as seen below in Table 9.

Table 9. Criterion 1A, 1B, and 1D Assessments Used by Various Student Groups to Earn Points in English toward the NYSSB (2023-24)

| English Assessment | ELLs | Never ELLs (Home Language = English) | Never ELLs (Home Language ≠ English) |
|----------------------|--------------|--------------------------------------|--------------------------------------|
| 1A - ELA Regents | 1,646 | 5,329 | 1,715 |
| 1A - 2 Regents Exams | 234 | n/a | n/a |
| 1B – NYSESLAT | 1,090 | n/a | n/a |
| 1D - AAPPL | 107 | 23 | 41 |
| 1D - AP Language | 161 | 1,855 | 356 |
| 1D - AP Literature | 31 | 164 | 36 |
| 1D - IB Lang & Lit | 0 | 25 | 5 |
| 1D - IB Lit | 2 | 8 | 1 |
| 1D - STAMP4S | 155 | 43 | 69 |
| 1D - TOEFL | 2 | n/a | n/a |
| Totals | 7,243 | 15,929 | 4,852 |

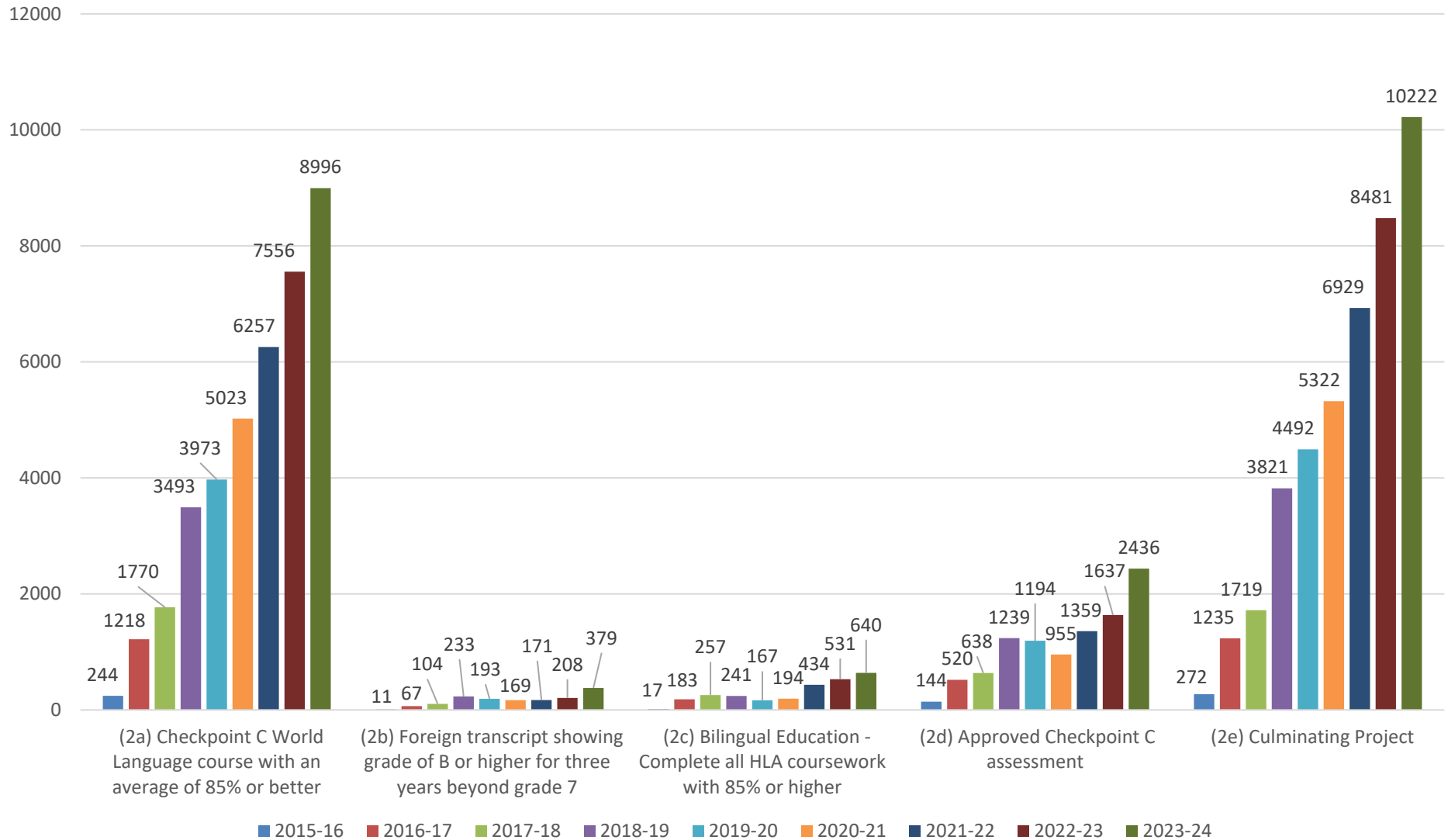


*Student dancers performed at the Levittown UFSD celebration of their 2024 NYSSB graduates.
(Photo courtesy of Levittown UFSD)*

Earning Points Toward the NYSSB in a World Language Other Than English

Figure 21 below shows the evolution of the use of world language points earned toward the NYSSB.

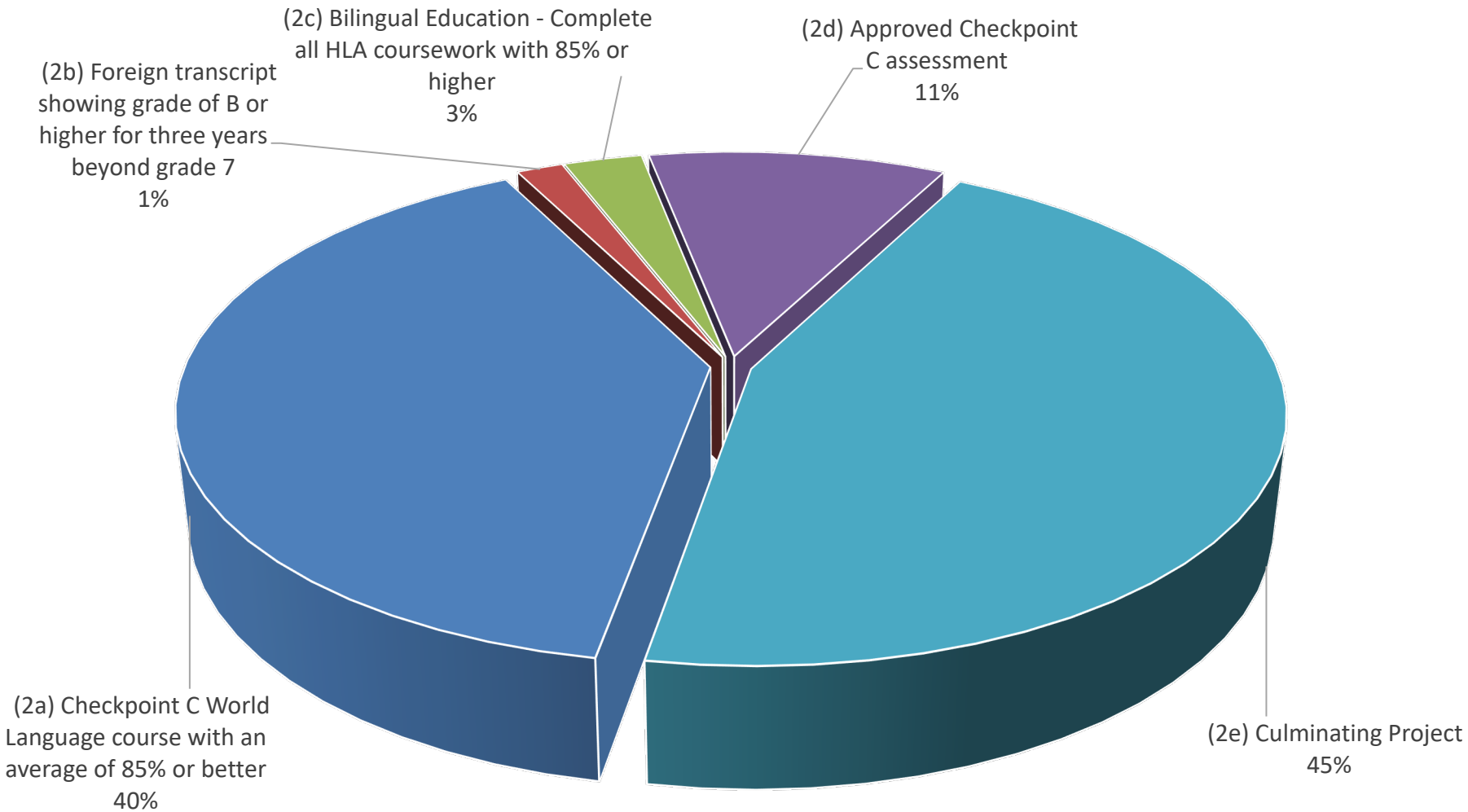
Figure 21. World Language Points Earned Toward the NYSSB by Criteria Type (2016-2024)



Prior to 2020-21, the use of criterion 2D did not separate out any of the various assessments. In 2021-22, schools began reporting these exams separately on the End of Year Data Form.

Figure 22 shows the number of points earned from each world language criterion as a percentage of the total number of points earned in 2023-24.

Figure 22. Points from Criteria Used to Satisfy the World Language Requirements of the NYSSB as a Percentage of All World Language Points (2023-24)



Students may attempt to earn a point from an approved Checkpoint C assessment for the NYSSB. World language assessments chosen by NYSSB earners can be further disaggregated by ELL status, as seen below in Table 10.

Table 10. Criterion 2D Assessments in World Languages Used by Various Students Groups to Earn Points toward the NYSSB (2023-24)

| World Language Assessment | ELLs | Never ELLs (HL=English) | Never ELLs (HL≠English) |
|--|--------------|----------------------------|----------------------------|
| AAPPL | 347 | 154 | 180 |
| AP Language | 518 | 184 | 216 |
| AP Literature | 41 | 11 | 8 |
| ASL - SLPI | 3 | 4 | 1 |
| DELE | 2 | 3 | 2 |
| German - Zertifikat Deutsche | 0 | 0 | 1 |
| Greek-Ellinomatheia | 0 | 0 | 1 |
| IB World Language | 2 | 30 | 9 |
| Latin ALIRA | 0 | 2 | 0 |
| OPI (c) - WPT/BWT - RPT – LPT (any combination) | 137 | 13 | 53 |
| Oral Interview | 21 | 6 | 5 |
| STAMP4S | 276 | 63 | 135 |
| STAMPWS | 13 | 154 | 3 |
| Totals | 1,360 | 470 | 614 |



*2024 NYSSB graduates from Preston HS
(Photo courtesy of Preston HS)*

Conclusions and Next Steps

New York State has experienced great progress in the number of high schools offering the NYS Seal of Biliteracy, as well as in the number of students earning it since its first offering in 2015-16. Based on the available data and the goals and strategies outlined in this report, NYSED anticipates experiencing significant future growth in the number of high schools offering the NYSSB and the number of students earning it. Through consistent effort, NYSED will strive to make sure the NYSSB is accessible to all students who wish to pursue it, especially to English Language Learners and Heritage Language Speakers who bring with them a rich cultural heritage and a solid foundation in a world language other than English. To achieve our goals, OBEWL will partner with a variety of stakeholders, including the NYSSB Task Force, the NYSSB Forum, NYSSB high schools, the Office of Multilingual Learners of the NYCPS, the Regional Bilingual Education Resource Networks (RBERNs), local consortia, and Community-Based Organizations.



*2024 NYSSB graduates from West Seneca West HS
(Photo courtesy of West Seneca CSD)*

Resources

[ACTFL Proficiency Guidelines 2024](#)

[American Council on the Teaching of Foreign Languages \(ACTFL\)](#)

[Heritage Learners](#)

[Language and Careers](#)

[National Guidelines for Implementing the Seal of Biliteracy](#)

[National Seal of Biliteracy website](#)

[New York State Education Data website](#)

[New York State Education Department website](#)

[NYSSB Annual Reports](#)

[NYSSB Guidance Toolkit](#)

[NYSSB Handbook](#)

NYSSB One-Page Briefs for Stakeholders

- [Culminating Project Advisors](#)
- [Counselors and Administrators](#)
- [Panel of Reviewers](#)
- [Families \(One-Page Summaries for Students and Families in multiple languages\)](#)
- [Students](#)
- [Teachers](#)
- [NYSSB Website](#)

[Professional Learning for the NYSSB](#)

[The Benefits of Learning Languages](#)




*2024 NYSSB graduate from East Rockaway JSHS
(Photo courtesy of East Rockaway UFSD)*

Appendices

Appendix A: High Schools Awarding the NYSSB by Region

Capital Region

| | | |
|-------------------------------|--------------------|----------------------------|
| Albany HS | Gloversville HS | Northville HS |
| Amsterdam HS | Greenwich JSHS | Queensbury HS |
| Averill Park HS | Guiderland HS | Ravena-Coeymans-Selkirk HS |
| Ballston Spa HS | Herkimer HS | Saranac HS |
| Beekmantown HS | Hudson City HS | Saratoga Springs HS |
| Bethlehem HS | Hudson Falls HS | Schenectady HS |
| Bolton HS | Ichabod Crane HS | Shaker HS |
| Brushton-Moira HS | James A. Green HS | Shenendehowa HS |
| Burnt Hills-Ballston Lake SHS | Johnstown HS | South Glens Falls SHS |
| Colonie Central HS | Lake George JSHS | Troy HS |
| Columbia HS | Long Lake CS | Tupper Lake Middle HS |
| Corinth HS | Massena Central HS | Wells HS |
| Crown Point HS | Mohonasen HS | Whitehall JSHS |
| Franklin Academy HS | Mount Markham HS | |
| Glens Falls SHS | Niskayuna HS | |



*2024 NYSSB graduate (center left) from Shenendehowa HS flanked by administrators and a faculty member
(Photo courtesy of Shenendehowa CSD)*

Hudson Valley Region

Afton HS
Alexander Hamilton HS
Ardasley HS
Barack Obama School for Social
Justice
Beacon HS
Brewster HS
Bronxville HS
Carmel HS
Chester Academy Middle/HS
Clarkstown HS North
Clarkstown HS South
Cornwall Central HS
Croton Harmon HS
Delaware Academy HS
Dover HS
Downsville CS
Ellenville HS
F. D. Roosevelt HS
Fallsburg HS
Fox Lane HS
Gorton HS
Goshen Central HS
Greene HS
Haldane HS
Harrison HS
Hastings on Hudson HS
Hendrick Hudson HS
Irvington HS

James I. O'Neill HS
John Jay SHS
Kingston HS
Lakeland HS
Lincoln HS
Marlboro HS
Middletown HS
Minisink HS
Monroe-Woodbury HS
Monticello HS
Mount Vernon HS
Nanuet HS
New Paltz HS
New Rochelle HS
Newburgh Free Academy
North Rockland HS
North Salem HS
Nyack HS
Oneonta HS
Onteora HS
Ossining HS
Pawling HS
Pearl River HS
Peekskill HS
Pine Bush HS
Port Chester HS
Port Jervis HS
Putnam Valley HS
Ramapo HS

Rhinebeck HS
Riverside HS
Rondout Valley HS
Roosevelt HS Early College
Studies
Roscoe HS
Roy C. Ketcham HS
Rye HS
Saugerties HS
Saunders Trades and Technical
HS
Sleepy Hollow HS
Somers HS
Spring Valley HS
Stissing Mountain HS
Suffern HS
Tappan Zee HS
Unatego JSHS
Valley Central HS
Walter Panas HS
Walton HS
Warwick Valley HS
Washingtonville HS
Webutuck HS
White Plains HS
Woodlands Middle HS
Yonkers HS
Yonkers Montessori Academy
Yorktown HS



*2024 NYSSB graduates from Ossining HS
(Photo courtesy of Ossining CSD)*

Long Island Region

| | | |
|------------------------------|----------------------------|---------------------------------|
| Amityville Memorial HS | Hempstead HS | Roosevelt HS |
| Babylon HS | Herricks HS | Roslyn HS |
| Baldwin HS | Hicksville HS | Sanford H. Calhoun HS |
| Bay Shore HS | Holy Trinity Diocesan HS | Sayville HS |
| Bayport-Blue Point HS | Huntington HS | Seaford HS |
| Bellport SHS | Island Trees HS | Sewanhaka HS |
| Brentwood HS | Islip HS | Shoreham-Wading River HS |
| Carle Place HS | JFK HS | Smithtown HS East |
| Center Moriches HS | John F. Kennedy HS | Smithtown HS West |
| Central Islip HS | John H. Glenn HS | South Side HS |
| Commack HS | Kings Park HS | Southampton HS |
| Comsewogue HS | Lawrence HS | Southold JSHS |
| Connetquot HS | Lindenhurst HS | St. John the Baptist HS |
| Deer Park HS | Locust Valley HS | Syosset HS |
| Division Ave HS | Long Beach HS | The Wheatley School |
| East Islip HS | Longwood HS | Uniondale HS |
| East Meadow HS | Lynbrook HS | Valley Stream Central HS |
| East Rockaway HS | Malverne HS | Valley Stream HS South |
| Eastport-South Manor JSHS | Massapequa HS | Valley Stream North HS |
| Elmont Memorial HS | Mineola HS | W. Tresper Clarke HS |
| Fishers Island School | New Hyde Park Memorial HS | Walt Whitman HS |
| Floral Park Memorial HS | North Babylon HS | Walter G. O'Connell Copiague HS |
| Freeport HS | North Shore HS | Wantagh HS |
| G.W. Hewlett HS | Oceanside HS | Ward Melville HS |
| General Douglas MacArthur HS | Oyster Bay HS | Wellington C. Mepham HS |
| Glen Cove HS | Patchogue-Medford HS | West Hempstead Secondary |
| H. Frank Carey HS | Paul D. Schreiber SHS | School |
| Hampton Bays HS | Riverhead HS | West Islip HS |
| Harborfields HS | Robert M. Grable Jr. Mount | Westbury HS |
| Hauppauge HS | Sinai HS | William Floyd HS |



*2024 NYSSB graduates from Huntington HS
(Photo courtesy of Huntington UFSD)*

Mid-State Region

Alexandria HS
Auburn HS
Camden HS
Carthage HS
Cato-Meridian JSHS
Cazenovia HS
Central Valley Academy
Charles O. Dickerson HS
Charles W. Baker HS
Chenango Forks HS
Chenango Valley HS
Chittenango HS
Christian Brothers Academy
Cicero North Syracuse HS
Cincinnatus HS
Corcoran HS
Cortland HS
Dryden HS
East Syracuse Minoa Central HS
G. Ray Bodley HS
General Brown JSHS
Harpursville JSHS
Henninger HS
Homer SHS
Immaculate Heart CS

Indian River HS
Institute of Technology at
Syracuse Central
Ithaca HS
Jamesville-DeWitt HS
Johnson City HS
Jordan-Elbridge HS
LaFayette JSHS
Lansing HS
Lehman Alternative Community
School
Liverpool HS
Lowville Academy HS
Lyme HS
Maine-Endwell HS
Marcellus HS
McGraw HS
Mexico HS
Moravia Central HS
New Hartford SHS
Nottingham HS
Onondaga HS
Port Byron SHS
PSLA at Fowler
Remsen HS

Rome Free Academy
Sackets Harbor HS
Sandy Creek HS
Sauquoit HS
Skaneateles HS
Solvay HS
South Jefferson HS
South Lewis HS
Southern Cayuga JSHS
Susquehanna Valley HS
Thomas R. Proctor HS
Thousand Islands HS
Tully JSHS
Union Springs HS
Union-Endicott HS
Vernon-Verona-Sherrill HS
Vestal HS
Watertown HS
Watkins Glen HS
Weedsport HS
West Genesee HS
Whitesboro HS
Windsor Central HS



2024 NYSSB graduates from Tully HS
(Photo courtesy of Tully CSD)

Mid-West Region

Arcadia HS
Athena HS
Batavia HS
Bloomfield HS
Brighton HS
Brockport HS
Caledonia-Mumford HS
Churchville-Chili SHS
Dansville HS
East Upper School
Edison Career & Technology HS
Elba JSHS
Eugenio Maria de Hostos
Charter School
Fairport HS
Gates Chili HS
Geneva HS

Hilton HS
Honeoye Falls-Lima HS
Honeoye Secondary School
Irondequoit HS
Joseph C. Wilson Magnet HS
Le Roy HS
Letchworth HS
Livonia Middle/HS
Marion HS
Midlakes HS
Naples JSHS
Odyssey Academy
Olympia HS
Pavilion HS
Penfield HS
Perry HS
Red Creek HS

Rochester Early College
International HS
Rush-Henrietta SHS
School of the Arts
School Without Walls
Sodus HS
Spencerport HS
Victor SHS
Waterloo HS
Wayland-Cohocton HS
Wayne SHS
Webster Schroeder HS
Webster Thomas HS
Williamson HS
York HS



*2024 NYSSB graduates from Webster Thomas HS
(Photo courtesy of Webster CSD)*



*2024 NYSSB graduates from Webster Schroeder HS
(Photo courtesy of Webster CSD)*

New York City Region

| | |
|--|--|
| A. Philip Randolph Campus HS | Herbert H. Lehman HS |
| Academy for Excellence in Leadership | Hillcrest HS |
| Academy for Scholarship and Entrepreneurship | HS for Arts and Business |
| Academy of American Studies | HS for Excellence and Innovation |
| Academy of Finance and Enterprise HS | HS for Health Careers and Sciences |
| All City Leadership Secondary School | HS for Health Professions and Human Services |
| All Hallows HS | HS for Teaching and the Professions |
| Al-Noor School | HS of Applied Communication |
| American Dream Charter School | HS of Language and Innovation |
| Astor Collegiate Academy | HS of Telecommunication Arts and Technology |
| A-Tech HS | HS of World Cultures |
| Baccalaureate School for Global Education | Independence HS |
| Bard HS Early College Queens | Information Technology HS |
| Baruch College Campus HS | International HS at Lafayette |
| Beacon HS (NYCPS) | International HS at Prospect Heights |
| Bronx Bridges HS | International School for Liberal Arts |
| Bronx Center for Science and Mathematics | James Madison HS |
| Bronx Collegiate Academy | James Monroe HS |
| Bronx Envision Academy | John Adams HS |
| Bronx HS for Medical Science | John Bowne HS |
| Bronx Latin | John Dewey HS |
| Bronx School of Law and Finance | Liberty HS Academy for Newcomers |
| Brooklyn Emerging Leaders Academy Charter | Long Island City HS |
| Brooklyn Technical HS | Lower East Side Preparatory HS |
| Bushwick Leaders HS for Academic Excellence | Manhattan Academy For Arts & Language |
| Cambria Heights Academy | Manhattan Bridges HS |
| Cardinal Spellman HS | Manhattan Center for Science and Mathematics |
| Cathedral Preparatory School | Martin Van Buren HS |
| Claremont International HS | MESA Charter |
| Cultural Academy for the Arts and Sciences | Midwood HS |
| Curtis HS | Mott Hall Bronx HS |
| Dr. Richard Izquierdo Health & Science Charter | Multicultural HS |
| East Williamsburg Scholars Academy | New Utrecht HS |
| Edward R. Murrow HS | New Visions Charter HS for AIMS I |
| Energy Tech HS | New Visions Charter HS for AIMS II |
| Epic HS North | New Visions Charter HS for the Humanities II |
| Esperanza Preparatory Academy | Newcomers HS |
| Eximius College Preparatory Academy | Newtown HS |
| Flushing HS | Pan American International HS @ Elmhurst |
| Fordham Leadership Academy | Port Richmond HS |
| Forest Hills HS | Preston HS |
| Francis Lewis HS | PROGRESS HS for Professional Careers |
| Franklin Delano Roosevelt HS | Queens HS for Information, Research, & Tech. |
| Gregorio Luperon HS for Science & Math. | Queens HS for Language Studies |
| Grover Cleveland HS | Rachel Carson HS Coastal Studies |
| Harry S. Truman HS | Richmond Hill HS |
| Health, Arts, Robotics, and Technology HS | Riverdale Kingsbridge Academy |

Robert F. Kennedy Community HS
Robert F. Wagner, Jr. Secondary School for Arts & Technology
School for Classics HS
South Bronx Preparatory
Staten Island Technical HS
Stuyvesant HS
Susan E. Wagner HS
The Academy of Urban Planning & Engineering
The Bronx HS of Science
The Brooklyn School for Social Justice
The Global Learning Collaborative
The Laboratory School of Finance & Technology
The Scholars' Academy

Thomas A. Edison Career & Technical Ed. HS
Tottenville HS
Townsend Harris HS
University Neighborhood HS
Urban Assembly Gateway School for Technology
Veritas Academy
Voyages Prep - South Queens
W. H. Maxwell Career and Technical Ed. HS
Wadleigh Sec. School for the Perf. & Visual Arts
William Cullen Bryant HS
Williamsburg HS for Architecture and Design
Williamsburg Preparatory School
World Journalism Preparatory



*2024 NYSSB graduates from Christian Brothers Academy (Syracuse)
(Photo courtesy of Christian Brothers Academy)*

Western Region

Alden HS
Allegany-Limestone Middle HS
Amherst HS
Andover HS
Barker JSHS
Brocton HS
Cheektowaga HS
City Honors School
Clarence SHS
Dunkirk HS
East Aurora HS
Ellicottville Middle/HS
Franklinville JSHS
Frewsburg JSHS
Frontier Central HS
Gowanda HS
Holland HS
Hutchinson Central Technical HS
Iroquois HS
Jamestown HS
Kenmore East HS
Kenmore West HS
LA Webber MS/HS

Lackawanna HS
Lafayette International Community HS
Lakeshore HS
Lancaster HS
Lewis J. Bennett HS
Lewiston-Porter HS
Maple Grove JSHS
Medina HS
Newfane HS
Niagara Falls HS
Niagara Wheatfield HS
Orchard Park HS
Randolph SHS
Research Laboratory HS for Bio. & Life Sciences
Riverside HS (Buffalo)
Silver Creek HS
Southwestern HS
Starpoint HS
Sweet Home HS
The International Preparatory School at Grover
West Seneca East SHS
West Seneca West SHS
Wilson HS



*2024 NYSSB graduates from Jamestown HS
(Photo courtesy of Jamestown CSD)*

Appendix B: NYSSB Task Force

Trinidad Arizmendi, PNW BOCES

David Balsamo, Syosset UFSD

Christopher Bethmann, Mid-West RBERN

Dr. Miriam Eisenstein Ebsworth, New York University

Dr. Ricardo Estremera, Capital District RBERN

Maria Fielteau, Utica CSD

Francisco Garcia-Quezada, NYC RBERN

Emily Gargiulo, Questar III BOCES

Dr. Jordan González, Long Island RBERN

Madelyn Guzman, Yonkers PS

Leslie Hall, Webster CSD

Dr. Chastity Martinez Morales, Newburgh Enlarged CSD

Melissa Melkonian, American Dream Charter School

Pietro Mendola, Buffalo CSD

David Mumper, Hudson Valley RBERN

Sabrina Nudo, OCM BOCES, Mid-State RBERN

Ingrid Paredes, Syracuse CSD

Dr. Juanita Reyes, Capital District RBERN

Cristina Santiago-Campbell, NYCPS-Brooklyn Technical HS

Jill Schimmel, NYCPS-Division of Multilingual Learners

Shawwna Sweet, Greece CSD

Diane Tyminski, West Genesee CSD

Gaetano Vaccaro, North Babylon Schools


Ron Woo, NYS Language RBERN

Madeline Wright, Shenendehowa CSD



*2024 NYSSB graduate from John Jay SHS
with her NYSSB Coordinator
(Photo courtesy of Wappingers CSD)*

For questions or more information on this report, please contact nyssb@nysed.gov.



The Office of Bilingual Education and World Languages
New York State Education Department

Elisa Alvarez, Associate Commissioner

Brooklyn Office
55 Hanson Place, Room 594
Brooklyn, New York 11217
Tel: (718) 722-2445
Fax: (718) 722-2459

Albany Office
89 Washington Avenue, EB301
Albany, New York 12234
Tel: (518) 474-8775
Fax: (518) 474-7948

Batavia Office
2A Richmond Avenue
Park Lewis Hall
Batavia, NY 14020
Tel: (585) 344-2002