


The New York State Seal of Biliteracy



2021-22 Report

Office of Bilingual Education
and World Languages

New York State Education Department



New York State
EDUCATION DEPARTMENT
Knowledge > Skill > Opportunity



Suggested citation:

New York State Department of Education (NYSED) (2023). *The New York State Seal of Biliteracy 2021-22 Report*. By the Office of Bilingual Education and World Languages.

Table of Contents

Executive Summary..... 5

 Requirements to Earn the NYSSB..... 5

 2021-22 Facts and Figures..... 6

 Figure 1. Infographic Summary of the NYSSB (2021-22) 8

The Seal of Biliteracy: A National Perspective..... 10

 Approved State Seals of Biliteracy Across the Nation 12

 Required Proficiency Levels to Earn the Seal 15

Statistics and Analysis 16

 High Schools 16

 Number of High Schools Offering the NYSSB..... 16

 Number of High Schools Offering the NYSSB by Region 18

 Growth in the Number of High Schools Offering the NYSSB by Region..... 19

 High Schools Offering the NYSSB as a Percentage of Total District Schools in Region 25

 Potential for Regional Growth in High Schools Offering the NYSSB 26

 Students 34

 Number of Students Awarded the NYSSB..... 34

 Growth by Year in the Number of Students Awarded the NYSSB..... 34

 Gender Make-up of Students Awarded the NYSSB (2021-22) 37

 Racial/Ethnic Make-up of Students Awarded the NYSSB (2021-22) 41

 Number of Students Awarded the NYSSB by ELL Status..... 48

 Growth in the Number of Students Awarded the NYSSB by ELL Status..... 49

 Growth Potential within Student Populations 59

 World Languages in which Students Were Awarded the NYSSB..... 65

 Most Frequent Languages in which Students Were Awarded the NYSSB 66

 Earning the NYSSB in Two or More World Languages 67

 Earning Points Toward the NYSSB in English..... 73

 Earning Points Toward the NYSSB in a World Language Other Than English..... 78

 BIG 5 School Districts and the NYSSB 84

Goals for the NYSSB in 2022-23 96

Strategies to Achieve Goals and Support High Schools Offering the NYSSB 97

Conclusion and Next Steps..... 98

Resources 99

Appendices..... 100

 Appendix A: Criteria to Earn the New York State Seal of Biliteracy (NYSSB) 100

 Appendix B: English Language Assessments and Minimum Scores..... 101

 Appendix C: Checkpoint C World Language Assessments & Minimum Scores 102

 Appendix D: High Schools Awarding the NYSSB by Region (2021-22) 105

 Appendix E: Districts/Schools Awarding the NYSSB by Region (2016-2022) 112

 Appendix F: NYSSB Task Force 127

 Appendix G: New York State Education Department Staff Members Supporting the NYSSB Task Force 127

List of Figures and Tables 128

 Figures 128

 Tables 134

 Regional Infographics for the NYSSB 135

 Regional Reports for the NYSSB 135

References 136



2022 NYSSB graduates from the American Dream Charter School
(Photo courtesy of the American Dream Charter School)

Executive Summary

New York State boasts a rich linguistic and cultural heritage, with students speaking over 200 languages. Understanding the importance of multilingualism and multiliteracy, the New York State Legislature established the New York State Seal of Biliteracy (NYSSB) in 2012, with the first set of graduates earning the NYSSB in the 2015-2016 academic year. The NYSSB is an award given by a high school, school district or county office of education that formally recognizes students who have attained a high level of proficiency in two or more world languages (one of which must be English) by high school graduation. The NYSSB is awarded by the Commissioner to students who meet the criteria (see Appendix A, page 100) established by the Board of Regents and who attend schools that voluntarily agree to participate in the program. The NYSSB is affixed to the student's high school diploma and transcript and must be made available to students at no cost.

The intent of the NYSSB is to:

- affirm the value of diversity, equity, and inclusion in a multilingual society;
- encourage the study of languages;
- identify high school graduates with multilingualism and multiliteracy skills for employers;
- provide universities with additional information about applicants seeking admission;
- prepare students with twenty-first century skills; and
- recognize the value of world and home language instruction in schools.

The NYSSB acknowledges the importance of being biliterate in today's global society. It highlights the hard work and achievement of students, and encourages students to pursue language study while in school, including the continued development of one's home language. The recognition of attaining biliteracy is also a statement of accomplishment for future employers and for college admission.

Requirements to Earn the NYSSB

Since the New York State Board of Regents adopted the NYSSB in 2012, it has been awarded to over 24,900 students. This award is denoted by a seal affixed to the student's diploma, a notation on the student's high school transcript, and a medallion that students may wear at graduation. To be awarded the NYSSB, students must demonstrate a high level of proficiency in English and in one or more world languages as evidenced by some of the following criteria (see Appendix A, page 101, for the full list of criteria):

- Completing coursework in English and a world language with an average of 85% or better;
- Completing a Bilingual Education Program or a Home Language Arts Program with an average of 85% or better;



*2022 NYSSB graduate from PS 198
International Preparatory School at Grover
(Photo courtesy of Buffalo Public Schools)*

- Earning a set score on approved assessments in English and a world language (see Appendix B, page 101);
- Demonstrating successful completion of coursework in a foreign nation; and
- Completing and presenting a Culminating Project in English and/or a world language that demonstrates the required level of proficiency in all three modes of communication (Interpretive, Interpersonal, and Presentational).

2021-22 Facts and Figures

- **Schools** - 374 schools in New York State offered the NYSSB (a 15% increase from the prior year). At the time of this report, there were 1,234 district high schools offering 12th grade in New York State. Almost thirty percent of all district high schools offered the NYSSB (about one in every 3 district schools), more than a 4% increase from last year. The number of schools offering the NYSSB grew in all seven regions of the state.
- **Students** – 7,114 students earned the NYSSB, representing 3.8% of seniors attending public (district and charter) high schools in New York State. This exceeds last year’s level by more than 1,600 students, which is particularly impressive given the lingering effects of the COVID-19 pandemic.
- **Gender** – 67.4% of all Seal earners were female; 32.5% were male, and 0.1% were of non-binary gender.
- **Race and Ethnicity** – Students in each of the five federal race designations, as well as those of Hispanic ethnicity, earned the NYSSB in 2021-22. Increased percentages of American Indian or Alaska Native students, Asian, Native Hawaiian or Other Pacific Islander students, Black or African American students, and Multiracial students participated in the NYSSB; while decreased percentages of Hispanic students and White students were seen in 2021-22.



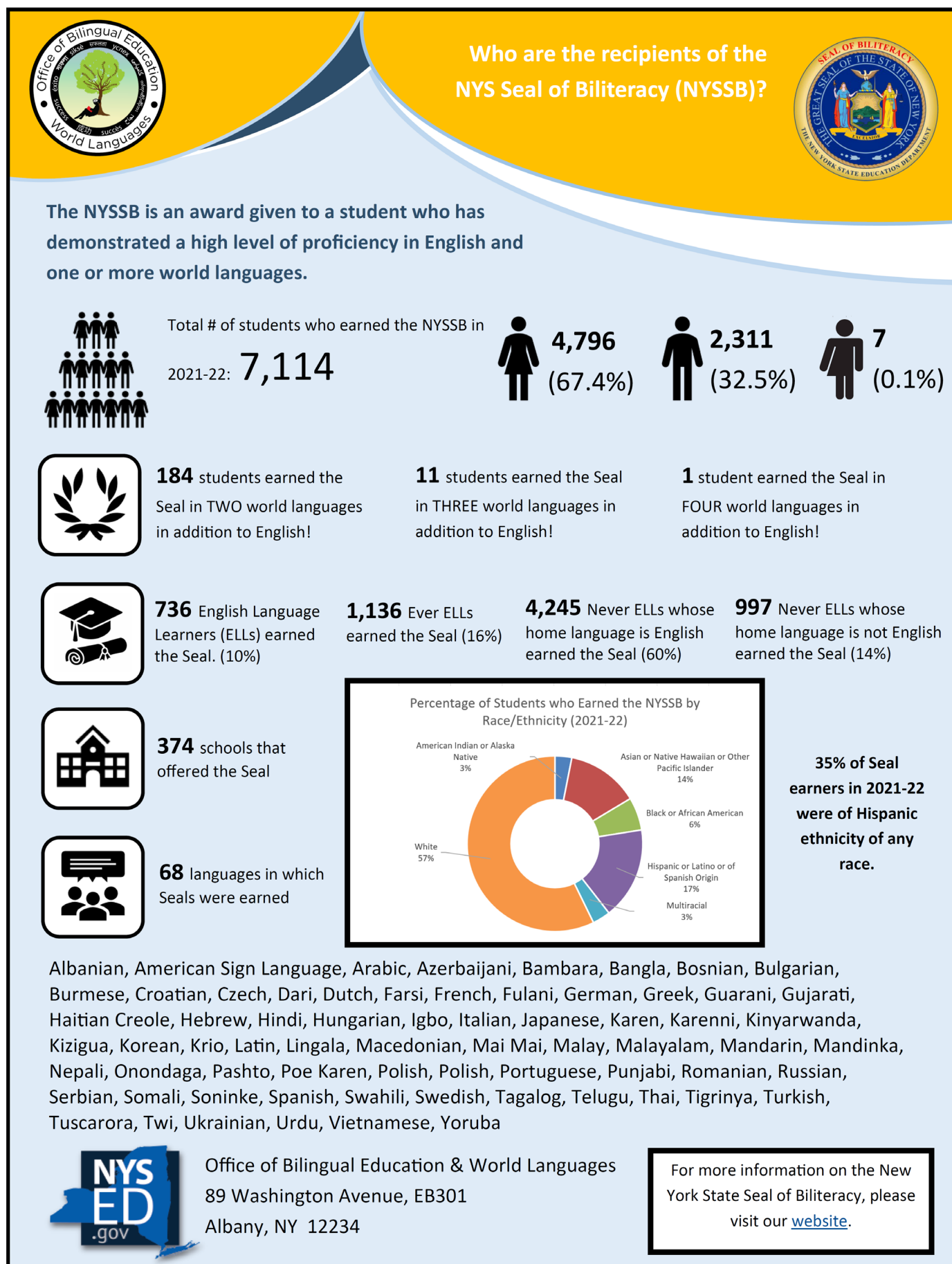
*2022 NYSSB graduates in Italian from Preston High School
(Photo courtesy of Preston High School)*

- **Current ELLs, Ever ELLs and Never ELLs** - Of the students who earned the Seal in 2021-22, 735 were Current ELLs, 1,133 were Ever ELLs, 4,245 were Never ELLs whose home language is English, and 997 were Never ELLs whose home language is other than English.
 - The percentage of Current ELLs who earned the NYSSB increased by 76% in 2021-22 (from 417 to 736), representing 10.3% of all Seal earners. Historically, current ELLs make up 4.5% of the average 12th grade enrollment statewide, using the last 11 years of available data. As 10% of all Seal earners in 2021-22 were current ELLs, that means that Current ELLs are more than doubly represented in the NYSSB as they are in 12th grade enrollment.
 - The percentage of Ever ELLs who earned the NYSSB increased by 31% from last year, going from 866 Ever ELLs to 1,136. For the first time in our state's history, more than one in every four Seal earners is a Current or an Ever ELL.
- **Languages** – Students earned the NYSSB in 68 languages in addition to English in 2021-22, up from 54 languages in the prior year, representing a 26% increase. In 2021-22, the vast majority of students earned the NYSSB in Spanish, French, or Italian.
- **Seals in Multiple Languages** – One hundred eighty four students earned the NYSSB in two world languages in addition to English (a 98% an increase from last year); 11 students earned the NYSSB in three world languages in addition to English; and for the first time in New York history, a student earned the NYSSB in four world languages in addition to English.



2022 NYSSB graduates from Greece Olympia High School
(Photo courtesy of Greece CSD)

Figure 1. Infographic Summary of the NYSSB (2021-22)



How has the Seal of Biliteracy evolved in New York State?



The NYSSB was offered for the first time as a pilot program in 2015-16.

Total # of students who have earned the NYSSB: 24,939



2015-16	2016-17	2017-18	2018-19	2019-20	2020-21	2021-22
284	1,355	2,054	4,031	4,609	5,492	7,114

Current ELLs	# of students earning the Seal
2015-16	22
2016-17	80
2017-18	87
2018-19	218
2019-20	181
2020-21	417
2021-22	736

Ever ELLs	# of students earning the Seal
2015-16	84
2016-17	279
2017-18	524
2018-19	873
2019-20	1,046
2020-21	866
2021-22	1,136

Never ELLs	# of students earning the Seal
2015-16	178
2016-17	995
2017-18	1,440
2018-19	2,940
2019-20	3,382
2020-21	3,493
2021-22	5,242

Total # of schools that offered the NYSSB:

2015-16	2016-17	2017-18	2018-19	2019-20	2020-21	2021-22
14	84	115	228	292	324	374

Total # of languages in which students earned the Seal:

2015-16	2016-17	2017-18	2018-19	2019-20	2020-21	2021-22
9	33	39	47	58	54	68

In 2021-22, one student earned the Seal in four world languages in addition to English.

Year	# of students who earned the Seal in 2 world languages (in addition to English)	# of students who earned the Seal in 3 world languages (in addition to English)
2015-16	0	0
2016-17	6	0
2017-18	12	0
2018-19	23	1
2019-20	80	3
2020-21	93	4
2021-22	184	11



Office of Bilingual Education & World Languages
89 Washington Avenue, EB301
Albany, NY 12234

For more information on the New York State Seal of Biliteracy, please visit our [website](#).

As of the publication of this document, 49 states and the District of Columbia have approved State Seal of Biliteracy programs for their students (see Figure 2 below and Table 1 starting on page 12). New York (2012) was the second state in the nation, following California (2008) to authorize a State Seal of Biliteracy.

State Laws Regarding the Seal of Biliteracy


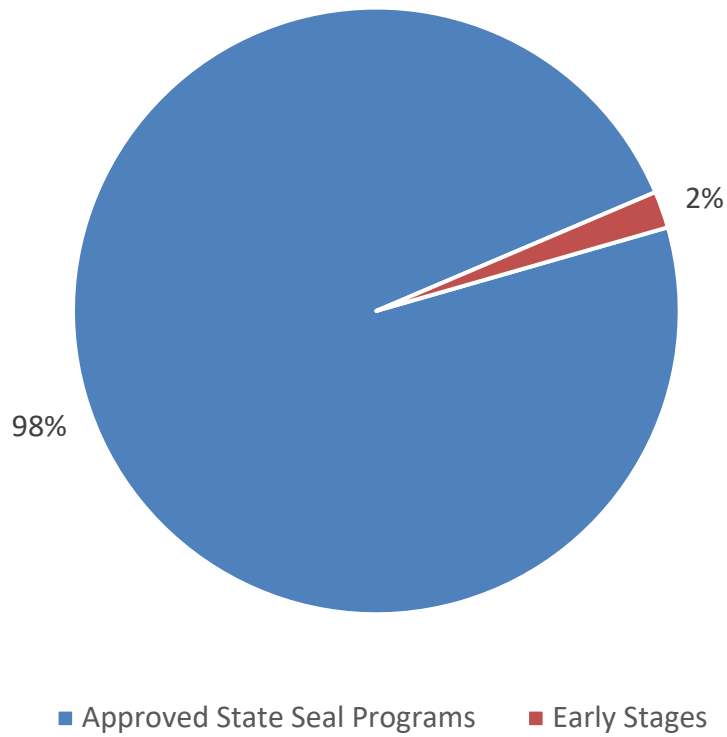


Figure 3 below illustrates the percentage of states at each level of implementation of a State Seal of Biliteracy Program.

Figure 3. Percentage of States by Stage of Implementation of a State Seal of Biliteracy Program



*2022 NYSSB graduates from Malverne Senior High School
(Photo courtesy of Malverne UFSD)*

Approved State Seals of Biliteracy Across the Nation

The table below lists each state that has a State Seal of Biliteracy program, the required level of proficiency to earn the Seal, Advanced Placement (AP) and/or International Baccalaureate (IB) scores accepted by the states as evidence of proficiency, and the year of adoption of the State Seal program.

Table 1. Required Proficiency Levels, AP Scores, IB Scores, and Year of Adoption of the State Seals of Biliteracy (Black, Chou & Hancock, 2022)

State	Multi-Level Seal Program¹	ACTFL Level(s)	AP Score	IB Scores²	Year of Adoption³
Alabama	n/a	Intermediate Mid	3	4	2022
Arizona	n/a	Intermediate Mid	3	5 SL, 4 HL	2016
Alaska	n/a	Intermediate Low-Mid ⁴	4	6 SL, 5 HL	2022
Arkansas	n/a	Intermediate Mid	3	4	2018
California	n/a	No ACTFL level designated	3	4	2012
Colorado	n/a	Intermediate Mid	3	4	2017
Connecticut	n/a	Intermediate Mid	3	4	2017
Delaware	Gold, Diamond	Intermediate Mid (Gold), Advanced Low (Diamond)	3 (Gold), 5 (Diamond)	4 (Gold), 5 (Diamond)	2017
Florida	Silver, Gold	Intermediate Mid (Silver), Advanced Low (Gold)	3 (Silver), 4 (Gold)	4 (Silver), 5 (Gold)	2017
Georgia	n/a	Intermediate High	4	5	2016
Hawai'i	n/a	Intermediate Mid	3	4	2017
Idaho	n/a	Intermediate Mid	n/a	n/a	2020
Illinois	n/a	Intermediate High	4	n/a	2013
Indiana	n/a	Intermediate High	4	4	2016
Iowa	n/a	Intermediate Mid	3	4	2018
Kansas	Silver, Gold	Intermediate Mid (Silver), Advanced Low (Gold)	3 (Silver), 5 (Gold)	4 (Silver), 6 (Gold)	2016
Kentucky	n/a	Intermediate Mid	3	5	2021
Louisiana	n/a	Intermediate High	3	n/a	2014
Maine	n/a	Intermediate Mid	3	4	2018

¹ Some states offer multiple levels for their Seals of Biliteracy (for instance, silver, gold, etc.). In states that have a multi-level Seal program, the table lists the ACTFL level of proficiency for the lowest Seal of Biliteracy.

² IB courses are offered at the Standard Level (SL) or the Higher Level (HL). Standard Level courses consist of 150 hours of instruction, while Higher Level courses consist of 240 hours of instruction.

³ The year of adoption represents the year that each state approved the use of the Seal by schools.

⁴ Alaska recognizes the Foreign Service Institute's research on the relative difficulty of learning various languages for speakers of English and designates different ACTFL level requirements for earning the Seal based on the category of the language in which the Seal is pursued.

State	Multi-Level Seal Program¹	ACTFL Level(s)	AP Score	IB Scores²	Year of Adoption³
Maryland	n/a	Intermediate High	4	6 (SL 6, HL 5)	2016
Massachusetts	Seal “with distinction”	Intermediate High (Seal), Advanced Low (Seal w/distinction)	4	6 SL, 5 HL (Seal), 6 HL (Seal w/distinction)	2018
Michigan	n/a	Intermediate High	4	4	2018
Minnesota	Gold, Platinum	Intermediate High (Gold), Advanced Low (Platinum)	4 (Gold), 5 (Platinum)	4SL, 3-4 HL (Gold), 5 SL, 5HL (Platinum)	2014
Mississippi	Silver, Gold	Intermediate Mid	3 (Silver), 4 (Gold)	4HL (Silver), 5HL (Gold)	2019
Missouri	Additional Distinguished Seal	Intermediate Mid (Seal), Advanced Low (Distinguished Seal)	3 (Seal), 5 (Dist. Seal)	4 SL (Seal), 6 SL, 5 HL (Dist. Seal)	2017
Montana	Gold, Platinum	Intermediate Mid (Gold), Advanced Low (Platinum)	3 (Gold), 5 (Platinum)	4 (Gold), 6 (Platinum)	2021
Nebraska	Silver, Gold	Intermediate Mid	3 (Silver), 4 (Gold)	4 (Silver), 5 (Gold)	2020
Nevada	n/a	Intermediate Mid	3	4	2016
New Hampshire	n/a	Intermediate High	4	5 SL, 6HL	2020
New Jersey	n/a	Intermediate Mid	4	4	2016
New Mexico	n/a	Intermediate Low	3	4	2015
New York	n/a	Intermediate Mid-High ⁵	4	5	2012
North Carolina	n/a	Intermediate Low	3	4 SL, 4HL	2015
North Dakota	Silver, Gold	Intermediate Low (Silver), Intermediate High (Gold)	n/a	n/a	2019
Ohio	n/a	Intermediate High	4	6SL, 5HL	2017
Oklahoma	n/a	Intermediate Mid	n/a	n/a	2020
Oregon	n/a	Intermediate High	4	4	2015
Pennsylvania	n/a	Intermediate High	4	4	2022
Rhode Island	n/a	Intermediate Mid	3	4	2016

⁵ New York recognizes the Foreign Service Institute’s research on the relative difficulty of learning various languages for speakers of English and designates different ACTFL proficiency level requirements for earning the Seal based on the category of the language in which the Seal is pursued. Category 1-2 languages require the achievement of Intermediate High proficiency to earn the NYSSB, while Category 3-4 languages require Intermediate Mid proficiency to earn the NYSSB. Classical languages require Intermediate High proficiency in Interpretive Reading. A full list of languages by category is found on pages 102-104.

State	Multi-Level Seal Program ¹	ACTFL Level(s)	AP Score	IB Scores ²	Year of Adoption ³
South Carolina	Bronze, Silver, Gold	Intermediate Mid (Bronze), Intermediate High (Silver), Advanced Low (Gold)	n/a	n/a	2018
Tennessee	Seal, Seal Honors Award	Intermediate Mid (Seal), Advanced Low (Seal Honors Award)	n/a	n/a	2018
Texas	n/a	Intermediate High	3	n/a	2013
Utah	n/a	Intermediate Mid	3	n/a	2015
Vermont	n/a	Intermediate Mid	3	4	2020
Virginia	n/a	Intermediate Mid	3	4	2015
Washington	n/a	Intermediate Mid	3	4	2014
Washington, D.C.	n/a	Advanced Low	3	4	2014
Wisconsin	n/a	Intermediate High	n/a	n/a	2015
Wyoming	Seal, Seal with Advanced Distinction	Intermediate Mid (Seal), Intermediate High (Seal with Advanced Distinction)	3 (Seal), 4 (Seal with Advanced Distinction)	5SL, 4HL (Seal), 6SL, 5HL (Seal with Advanced Distinction)	2022



*2022 NYSSB graduates and staff from Carmel High School
(Photo courtesy of Carmel CSD)*

Required Proficiency Levels to Earn the Seal

Most states have designated a particular level of proficiency that the student must demonstrate to earn the Seal of Biliteracy from the guidelines established by ACTFL. The ACTFL Proficiency Guidelines are a description of what individuals can do with language in terms of Interpretive, Interpersonal, and Presentational communication in real-world situations. For each skill, these guidelines identify five major levels of proficiency: Novice, Intermediate, Advanced, Superior, and Distinguished, as depicted by the ACTFL Inverted Pyramid in Figure 4.

The proficiency level required to earn the Seal varies from state to state. Figure 5 summarizes the percentage of states that offer a Seal of Biliteracy by the proficiency level required. The majority of states (57%) use Intermediate Mid as evidence of the required proficiency for students to earn the Seal of Biliteracy. Less than one-third of states (31%) use the Intermediate High level of proficiency. Only a small percentage of states use Advanced Low (2%) or Intermediate Low (8%) for their Seals of Biliteracy.

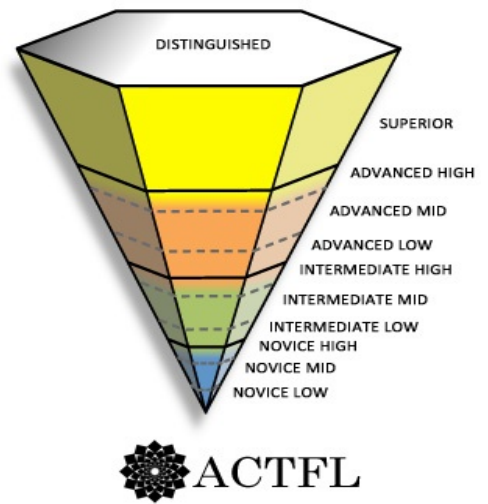
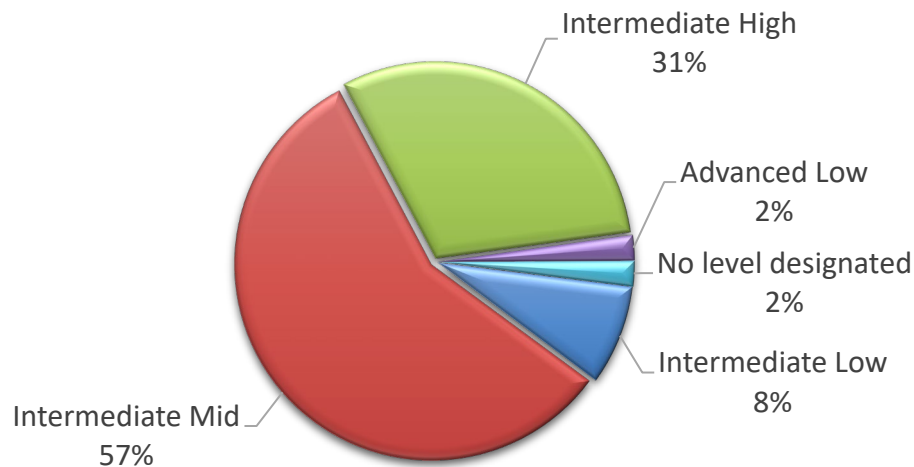


Figure 4. ACTFL's Inverted Pyramid

Figure 5. Percentage of States by Required ACTFL Proficiency Levels for the Seal of Biliteracy*



Number of states using Intermediate Low for their Seal: 4 (8%)

Number of states using Intermediate Mid for their Seal: 28 (57%)

Number of states using Intermediate High for their Seal: 15 (31%)

Number of states using Advanced Low for their Seal: 1 (2%)

Number of states with no level designated for their Seal: 1 (2%)

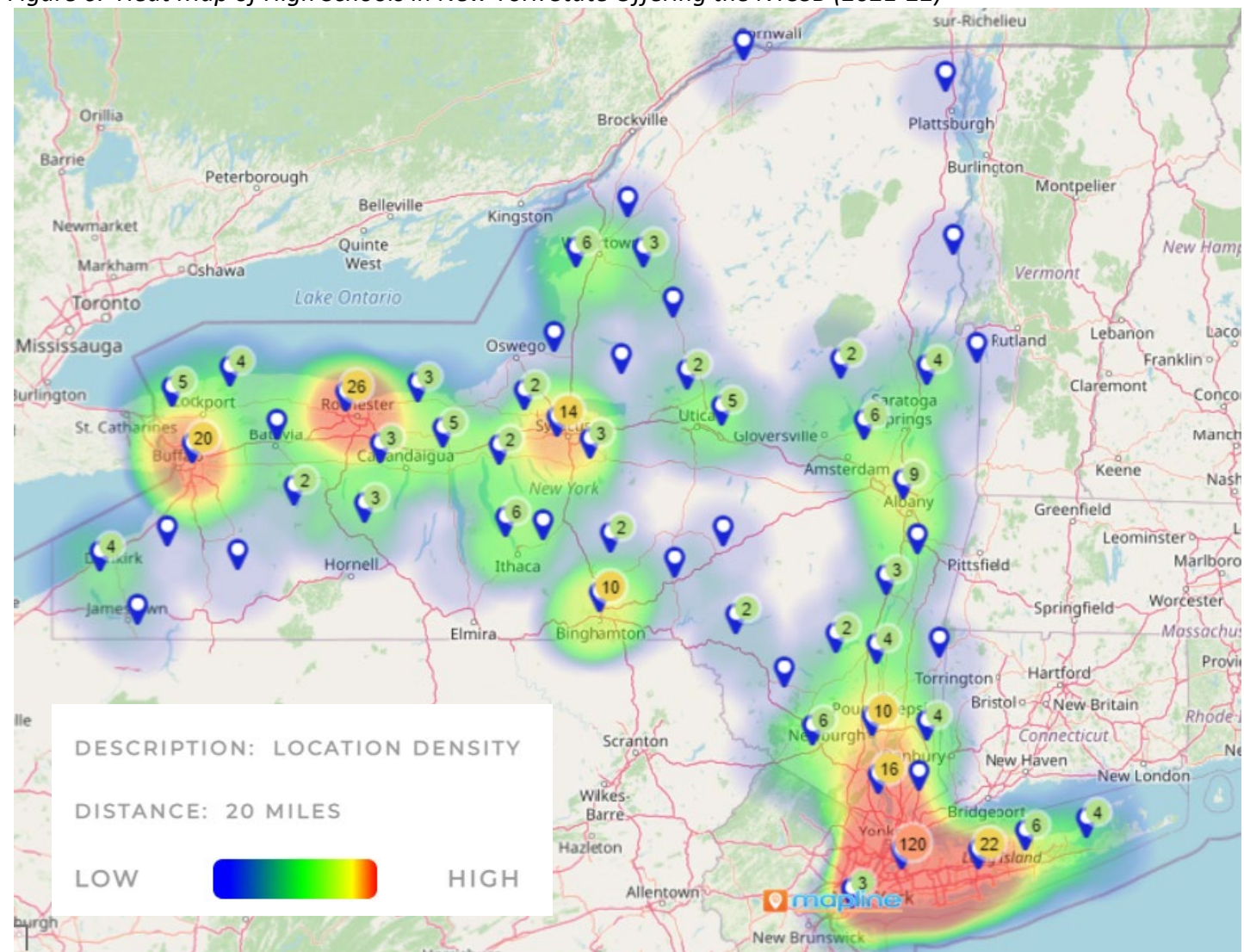
*The chart reflects the minimum proficiency level required to earn the Seal. In cases where states have a multi-level Seal, only the proficiency level required to earn the lowest level Seal is reflected in this graph. Other designations such as commendations or pathway awards, which are not officially Seals of Biliteracy, are not included.

High Schools

Number of High Schools Offering the NYSSB

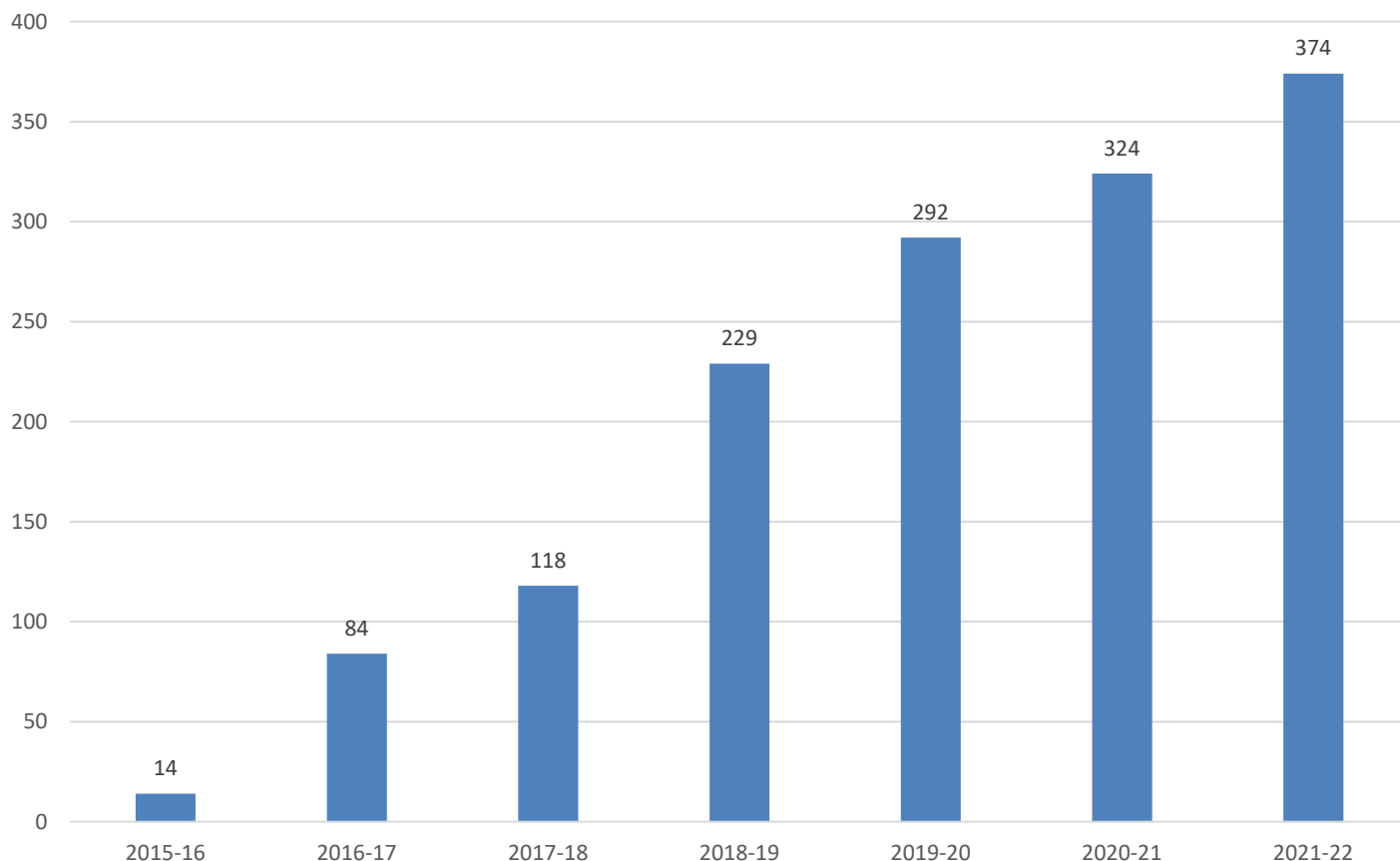
In 2021-22, 374 NYS high schools offered a NYSSB program. (For a complete list of participating high schools, see Appendix D: High School Awarding the NYSSB by Region, page 105.) Figure 6 below is a map of New York State showing the concentration of schools that offered a NYSSB program in 2021-22, demonstrating a wide geographic distribution of NYSSB schools, as well as areas in which NYSSB programs are concentrated (Buffalo, Rochester, Syracuse, Hudson Valley, New York City and Long Island). Each blue pin indicates a number of schools that offered the NYSSB in 2021-22. Higher concentrations of schools offering the NYSSB in the same area are denoted by the color chart in the legend, ranging from blue (low density) to red (high density), as well as a number.

Figure 6. Heat Map of High Schools in New York State Offering the NYSSB (2021-22)

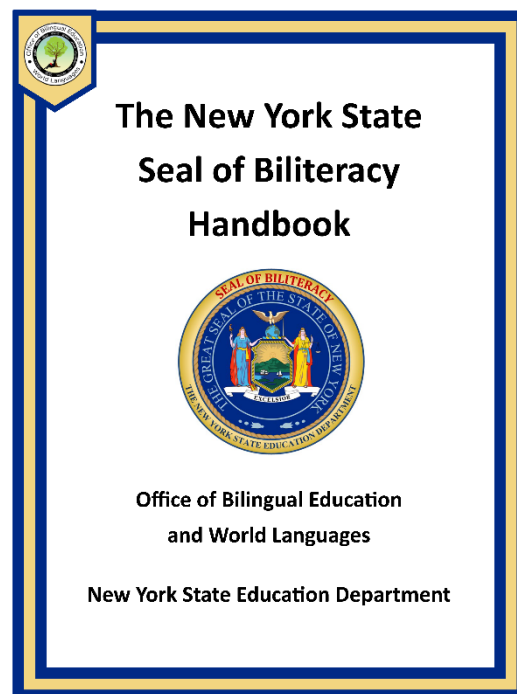


After an initial pilot program in 2015-16 with a handful of schools, the number of schools offering the NYSSB has grown significantly each year, as demonstrated in Figure 7 below. In 2021-22, the total number of schools offering the Seal grew by 15% overall.

Figure 7. Growth in the Number of Total High Schools Offering the NYSSB (2016-2022)



Districts that would like to start a NYS Seal of Biliteracy program for their students should consult the [NYSSB Handbook](#) on the [NYSSB website](#) or email nyssb@nysed.gov with any questions. High schools within the New York City Department of Education (NYCDOE) should contact the Division of Multilingual Learners at dml@schools.nyc.gov.



Number of High Schools Offering the NYSSB by Region

The largest number of high schools offering the NYSSB can be found on Long Island (18.2%) and in the Hudson Valley (18.2%) region. (For a complete list of participating high schools, see Appendix D: High Schools Awarding the NYSSB by Region, page 105.) Figure 8 below shows the percentage of NYSSB schools by region. Table 2 lists both the number of NYSSB schools in each region and the percentage of all NYSSB schools they represent.

Figure 8. Percentage of High Schools Offering the NYSSB by Region (2021-22)

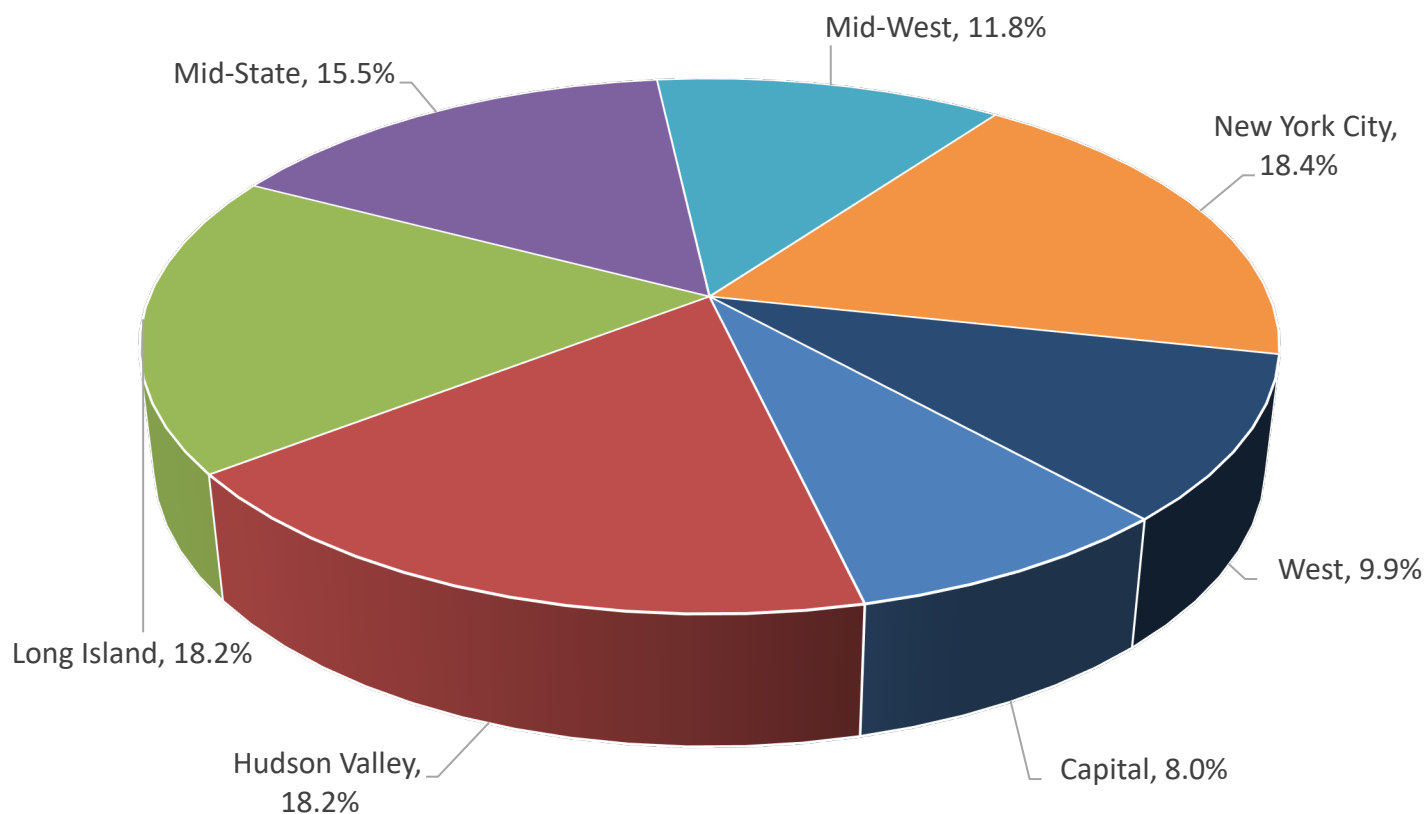


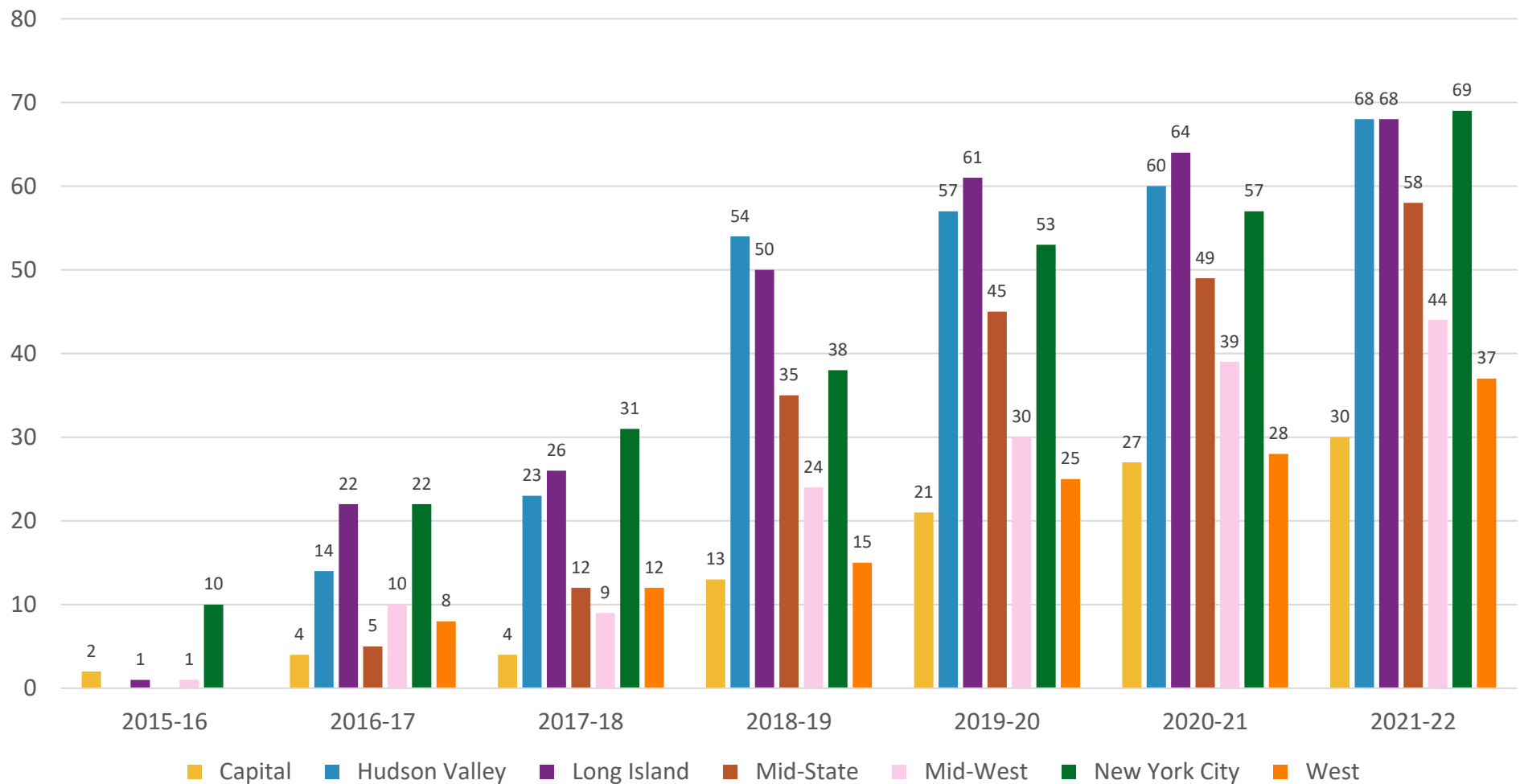
Table 2. Number of High Schools Offering the NYSSB by Region and Percentage of Total NYSSB Schools Represented by Region (2021-22)

Region	Number of High Schools Offering the NYSSB	% of Total NYSSB High Schools by Region
Capital	30	8.0%
Hudson Valley	68	18.2%
Long Island	68	18.2%
Mid-State	58	15.5%
Mid-West	44	11.8%
New York City	69	18.4%
West	37	9.9%
TOTAL	374	100%

Growth in the Number of High Schools Offering the NYSSB by Region

All regions have shown significant growth in the number of high schools offering the NYSSB since the Seal was first offered. The 2021-22 academic year saw gains from the prior year, which is especially significant given the lingering effects of the COVID-19 pandemic. The average growth rate in the number of schools offering the Seal by region in 2021-22 was 15%. The largest percentage gains were seen in the Western region (32%) and among New York City schools (21%). Figure 9 shows the number of high schools offering the NYSSB in each region from 2015-16 to 2021-22.

Figure 9. High Schools Offering the NYSSB by Region (2016-2022)



Figures 10A-G show the number of high schools offering the NYSSB from 2015-16 to 2021-22 by region.

Figure 10A. High Schools in the Capital Region Offering the NYSSB (2016-2022)

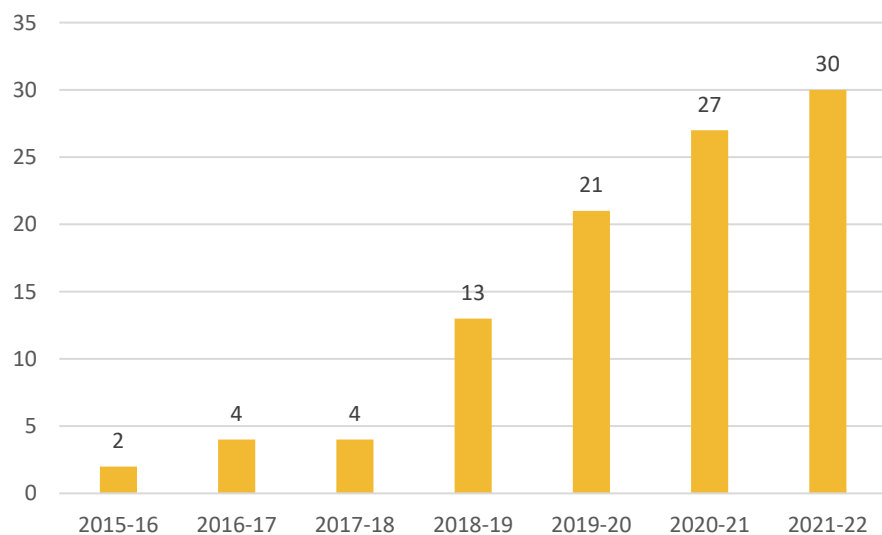


Figure 10B. High Schools in the Hudson Valley Region Offering the NYSSB (2016-2022)

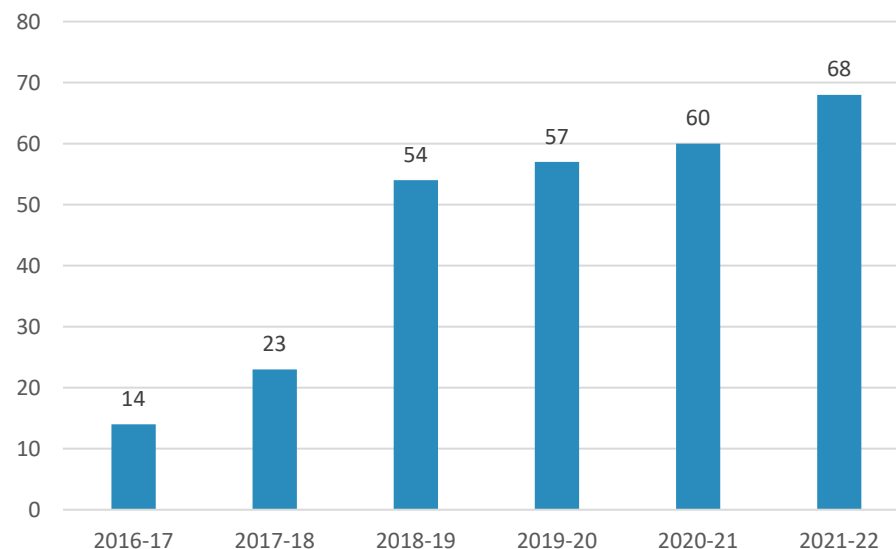


Figure 10C. High Schools in the Long Island Region Offering the NYSSB (2016-2022)

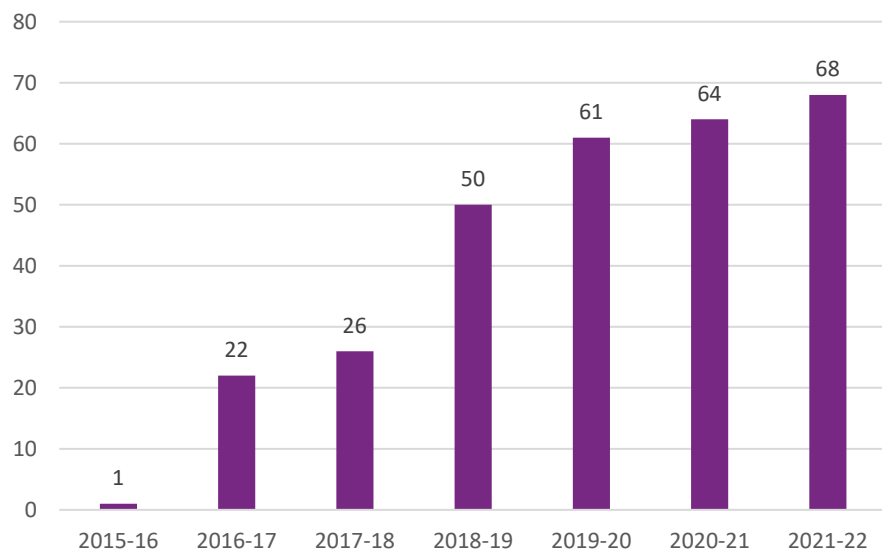


Figure 10D. High Schools in the Mid-State Region Offering the NYSSB (2016-2022)

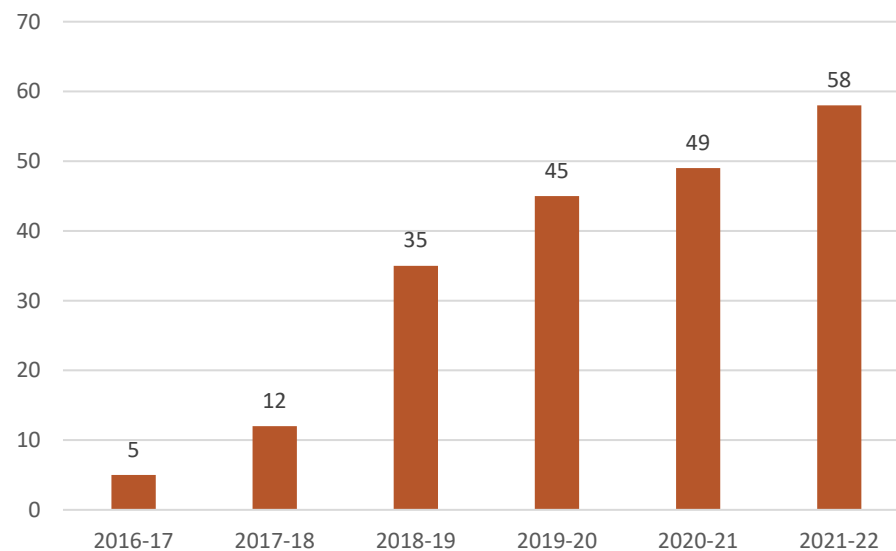


Figure 10E. High Schools in the Mid-West Region Offering the NYSSB (2016-2022)

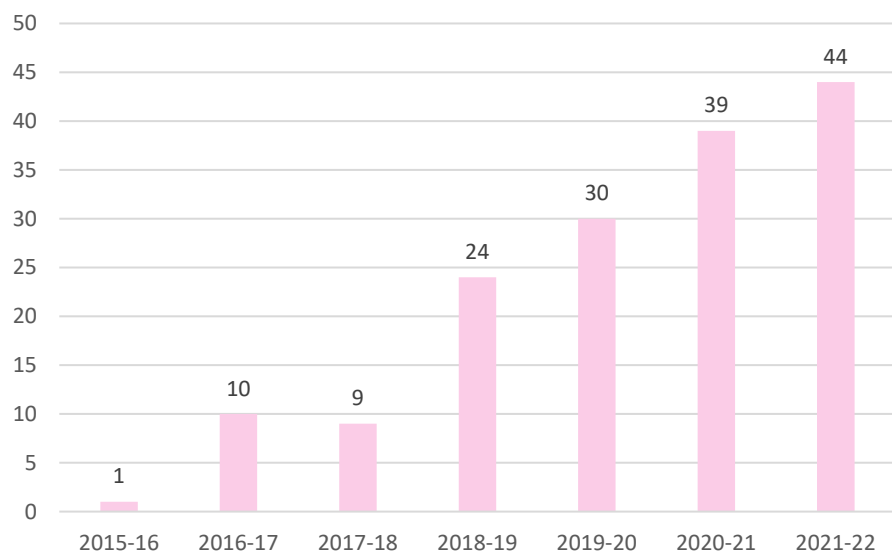


Figure 10G. High Schools in the Western Region Offering the NYSSB (2016-2022)

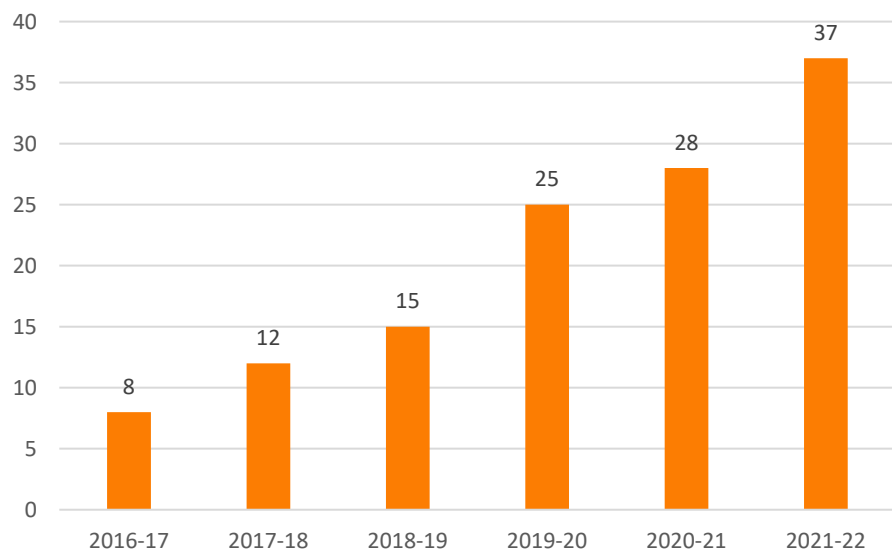
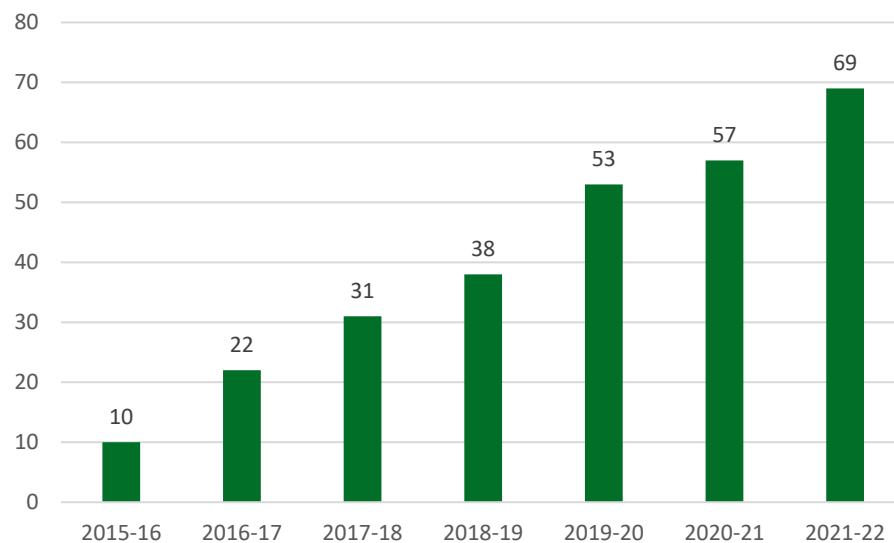


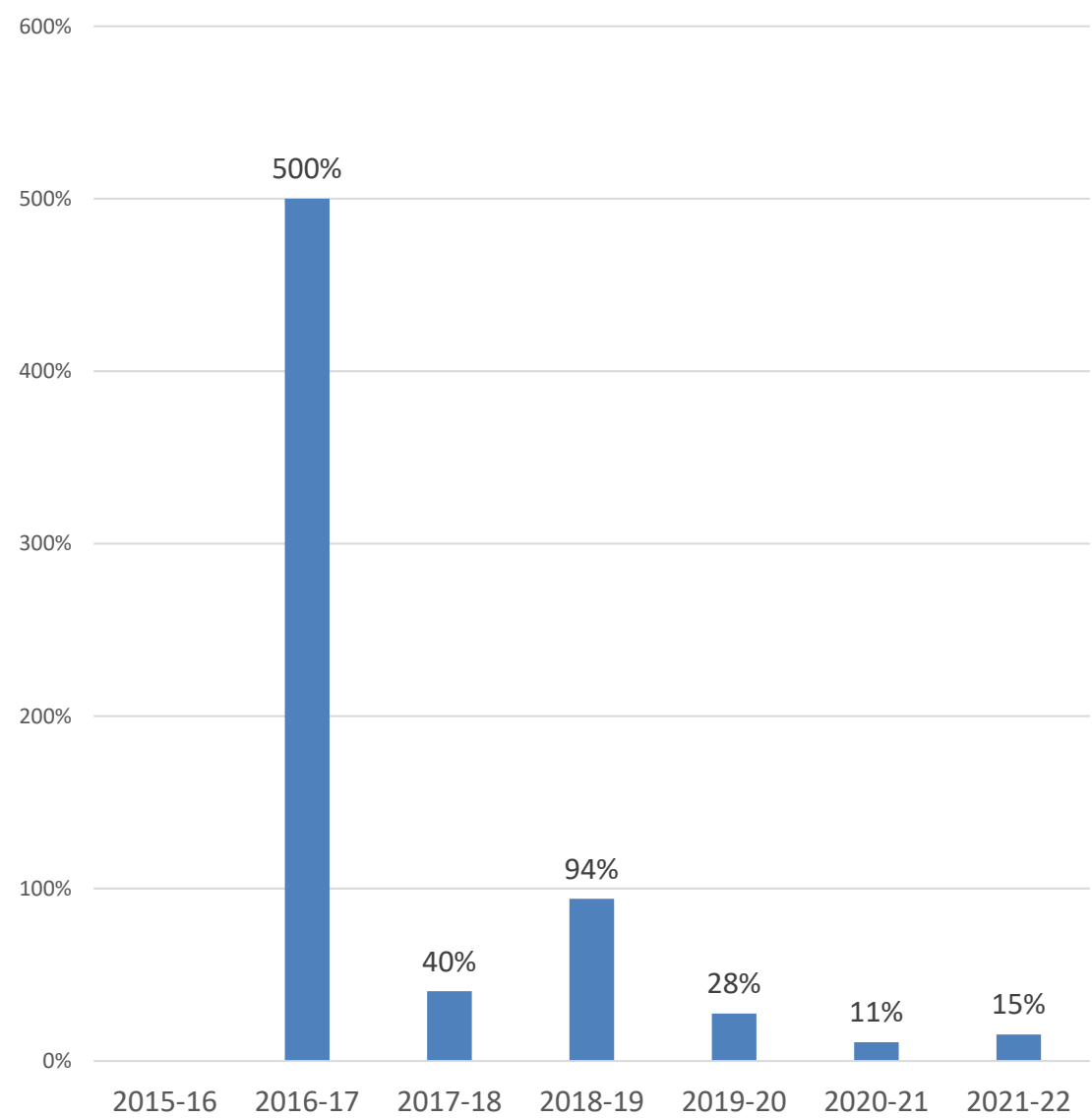
Figure 10F. High Schools in the New York City Region Offering the NYSSB (2016-2022)



**2022 NYSSB graduates from Preston High School
(Photo courtesy of Preston High School)**

The annual growth rate of the NYSSB across the state has varied, with a very large increase (500%) in the first year after the pilot (2016-17) and then variable rates in subsequent years. The lowest growth rates have been the last two years 2020-21 (11%) and 2021-22 (15%). Figure 11 below shows the annual growth rate since the first year the Seal was offered in New York State.

Figure 11. Percentage of Growth in Number of Schools Offering the NYSSB (2016-2022)



2022 NYSSB graduate from PS 198 International Preparatory School at Grover
(Photo courtesy of Buffalo Public Schools)

Figures 12A-G show the percentage of growth in the number of high schools offering the NYSSB from 2015-16 to 2021-22 by region.

Figure 12A. Percentage of Growth in Number of Schools in the Capital Region Offering the NYSSB (2016-2022)

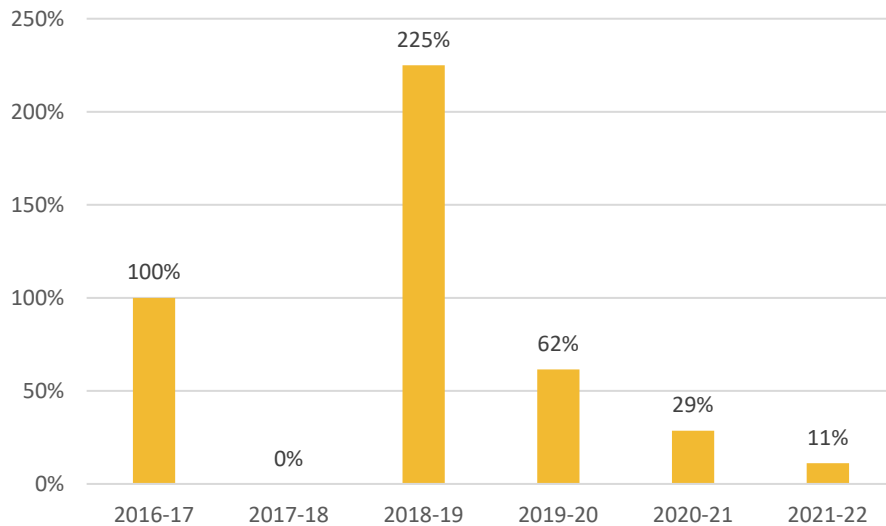


Figure 12B. Percentage of Growth in Number of Schools in the Hudson Valley Region Offering the NYSSB (2016-2022)

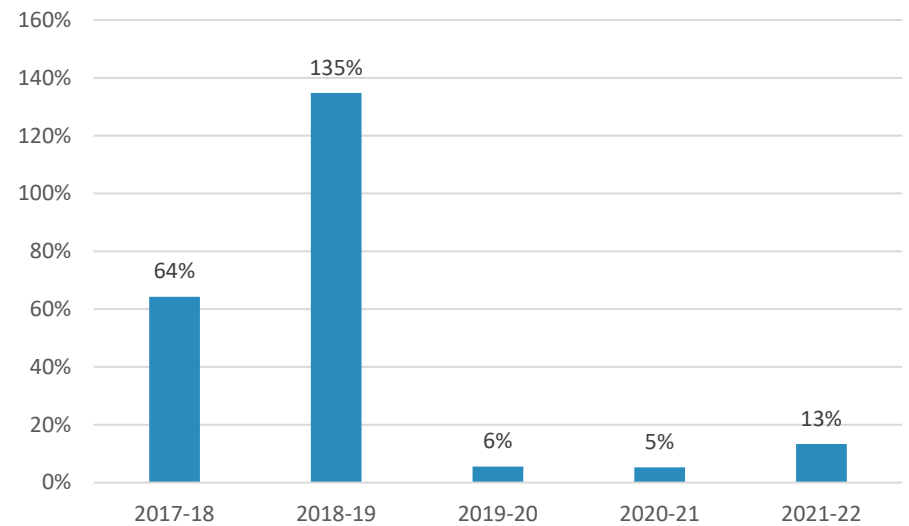


Figure 12C. Percentage of Growth in Number of Schools in the Long Island Region Offering the NYSSB (2016-2022)

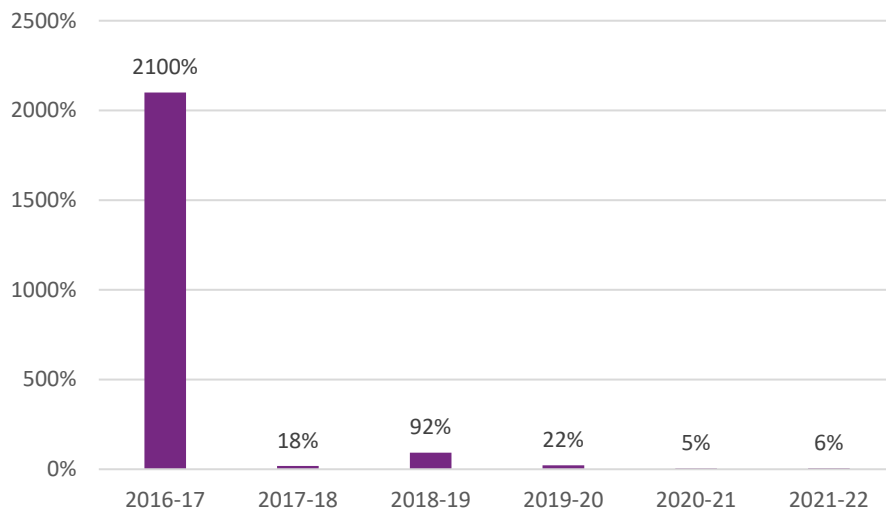


Figure 12D. Percentage of Growth in Number of Schools in the Mid-State Region Offering the NYSSB (2016-2022)

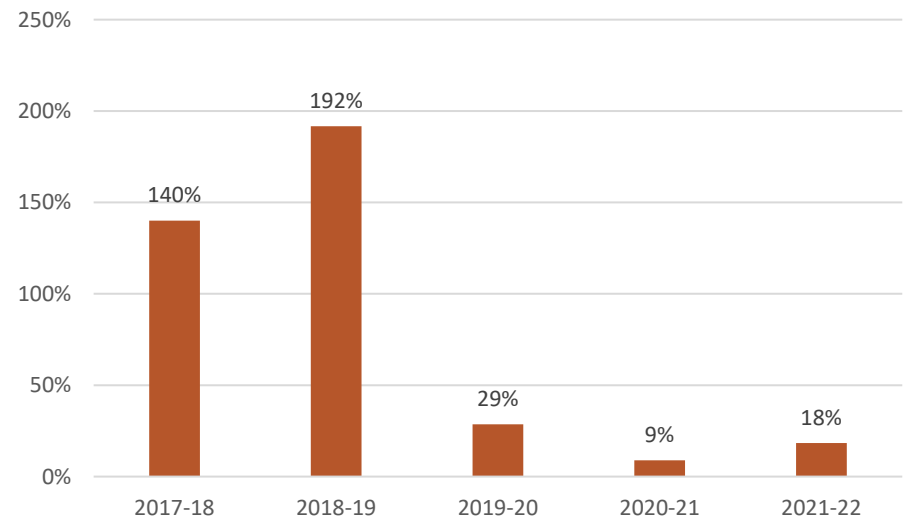


Figure 12E. Percentage of Growth in Number of Schools in the Mid-West Region Offering the NYSSB (2016-2022)

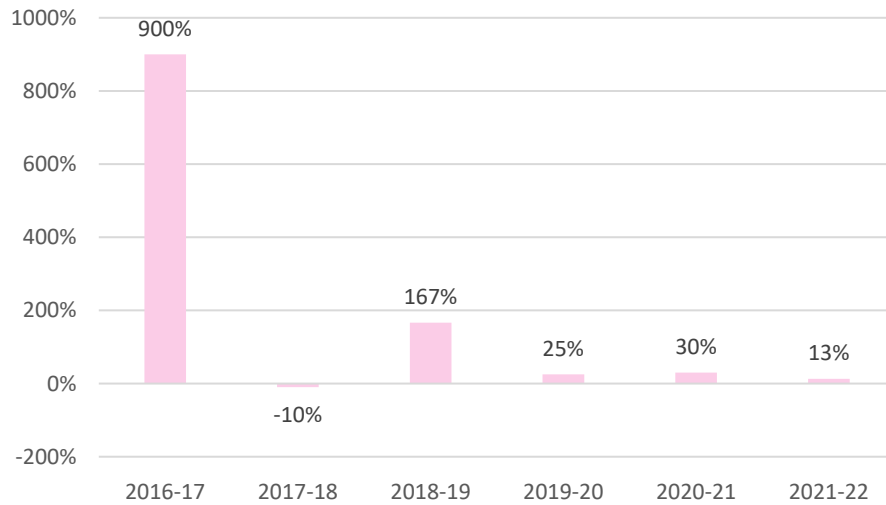


Figure 12F. Percentage of Growth in Number of Schools in the New York City Region Offering the NYSSB (2016-2022)

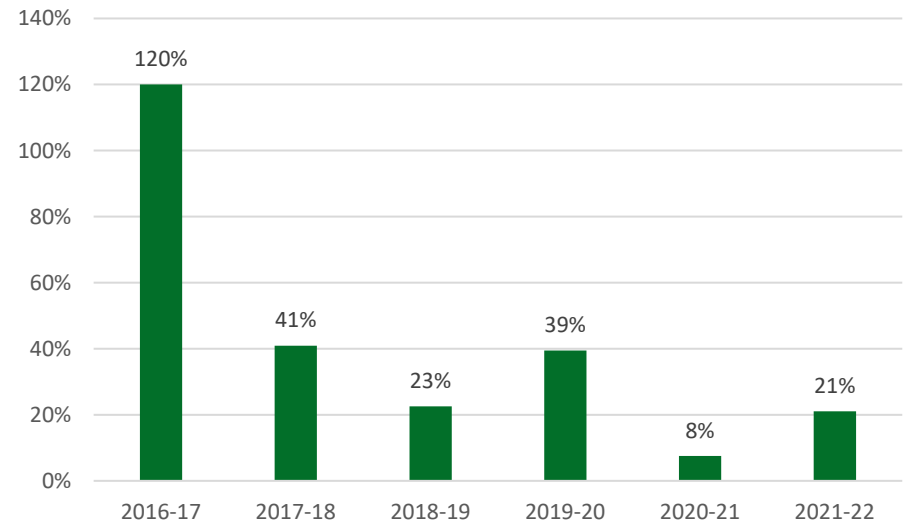
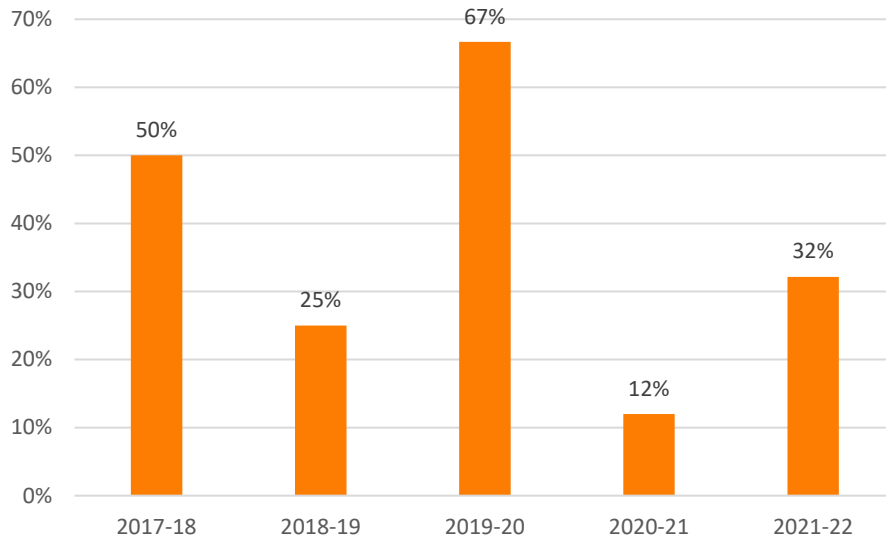


Figure 12G. Percentage of Growth in Number of Schools in the Western Region Offering the NYSSB (2016-2022)



**2022 NYSSB graduate from Frederick Law Olmsted at Kensington
(Photo courtesy of Buffalo Public Schools)**

High Schools Offering the NYSSB as a Percentage of Total District Schools in Region

Any NYS high school at which students can earn a Regents Diploma is eligible to offer the NYSSB. This includes district schools, charter schools, and non-public schools that offer the Regents Diploma. Of the 1,234 district high schools in NYS, 374 (30%) offered the NYSSB, which represents 1 in every 3 district high schools statewide. Table 3 lists each region of New York, the number of district high schools within each region that offered the Seal in 2021-22, the total number of district high schools in the region, and the high schools offering the NYSSB as a percentage of the total number in the region.

Table 3. High Schools Offering the NYSSB as a Percentage of Total High Schools in Region (2021-22)

Region	Number of High Schools* Offering the Seal	Total Number of District High Schools in Region**	Schools Offering the NYSSB as a % of the Total Number of District High Schools in Region
Capital	30	129	23.3%
Hudson Valley	68	150	45.3%
Long Island	68	117	58.1%
Mid-State	58	146	39.7%
Mid-West	44	81	54.3%
New York City	69	507	13.6%
West	37	104	35.6%
TOTAL	374	1,234	30.3%

*The “Number of High Schools Offering the Seal” counts any school offering the NYSSB (district, charter, non-public).

**The “Total Number of District High Schools in Region” does not include charter or non-public schools. Of the 374 schools offering the NYSSB in 2021-22, six were charter schools and four were non-public schools.

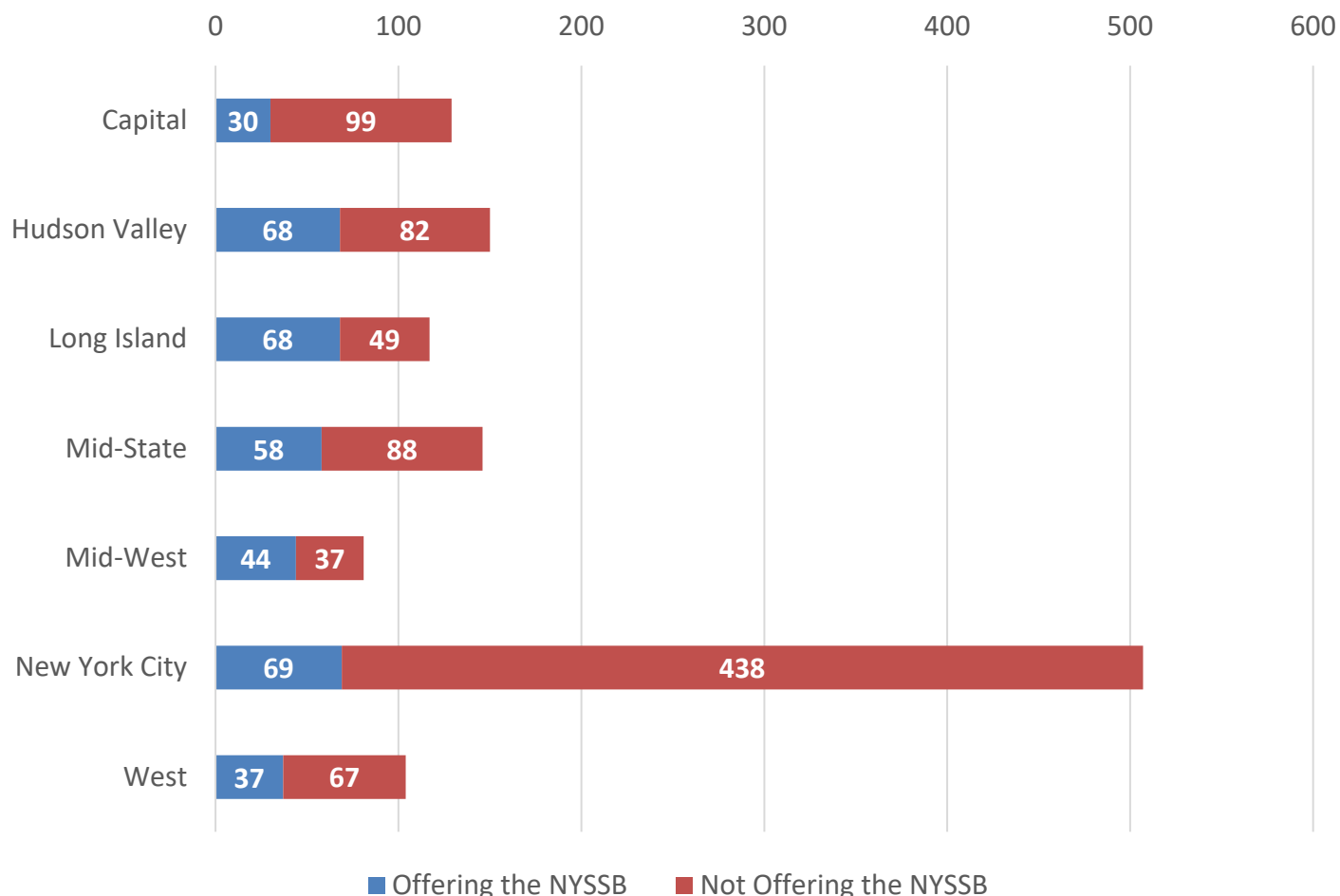


*2022 NYSSB graduates from Lancaster High School
(Photo courtesy of Lancaster CSD)*

Potential for Regional Growth in High Schools Offering the NYSSB

Even given the increased number of high schools offering the NYSSB across our state, there is ample room for additional growth in each region. Figure 13 below shows the number of high schools offering the NYSSB in each region (blue) as compared to the number of district high schools not currently offering the NYSSB in each region (red).

Figure 13. Number of High Schools Offering the NYSSB vs. Number of District High Schools Not Offering the NYSSB by Region (2021-22)



*2022 NYSSB graduates from Carmel High School (back row) with members of the Carmel CSD Board of Education (front row)
(Photo courtesy of Carmel CSD)*



*2022 NYSSB graduates from Esperanza Preparatory School
(Photo courtesy of Esperanza Preparatory School, NYCDOE)*

Another measure of growth is the number of schools offering the NYSSB as a percentage of all district high schools in the region. Figures 14A through 14G demonstrate significant growth in NYSSB programs in each region in each year since the beginning of the program. For example, as of the publication of this document, two regions (Long Island and Mid-West) have more than 50% of their district high schools offering the NYSSB. This data will help OBEWL and the NYSSB Task Force target their efforts to provide catered support in particular regions for their promotion of the NYSSB.

Figures 14A through 14G on the following two pages show the number of high schools offering the NYSSB versus district schools not offering the NYSSB in 2021-22 by region.

Figure 14A. High Schools in the Capital Region Offering the NYSSB vs. District High School Not Offering the NYSSB (2021-22)

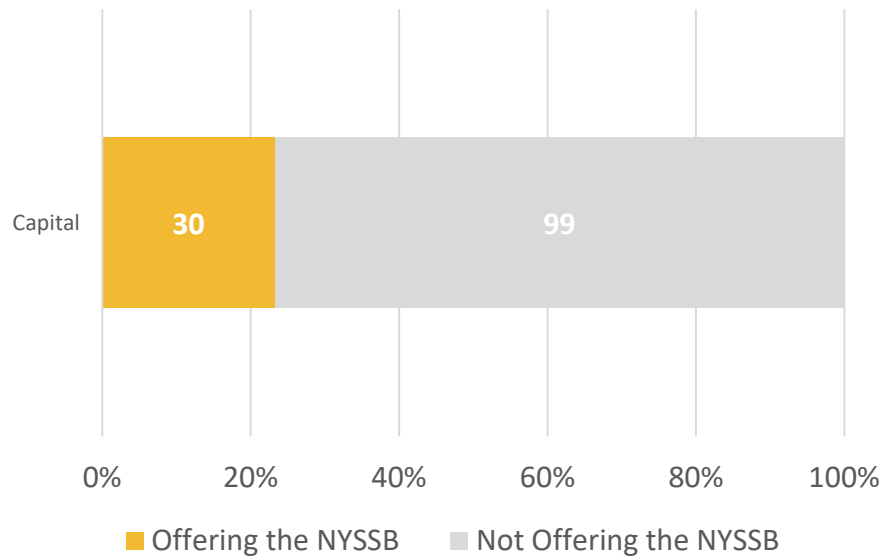


Figure 14B. High Schools in the Hudson Valley Region Offering the NYSSB vs. District High School Not Offering the NYSSB (2021-22)

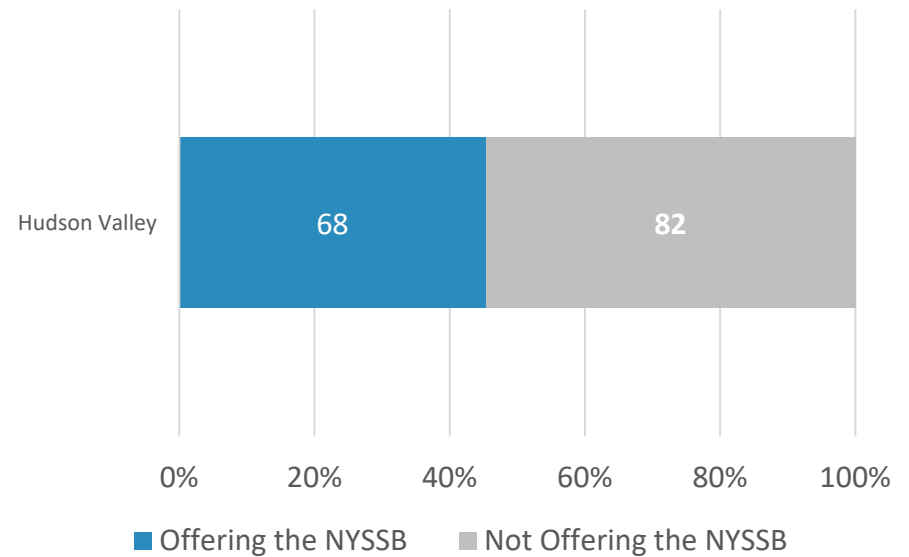


Figure 14C. High Schools in the Long Island Region Offering the NYSSB vs. District High School Not Offering the NYSSB (2021-22)

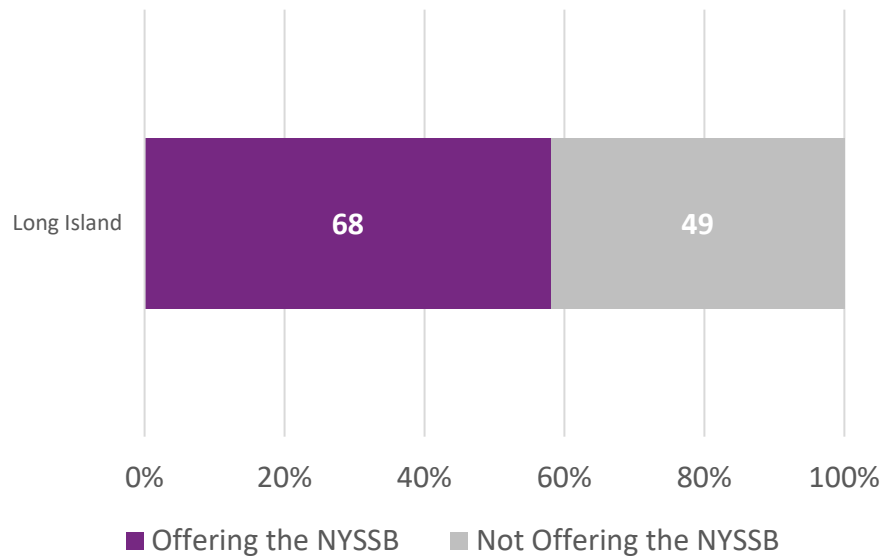


Figure 14D. High Schools in the Mid-State Region Offering the NYSSB vs. District High School Not Offering the NYSSB (2021-22)

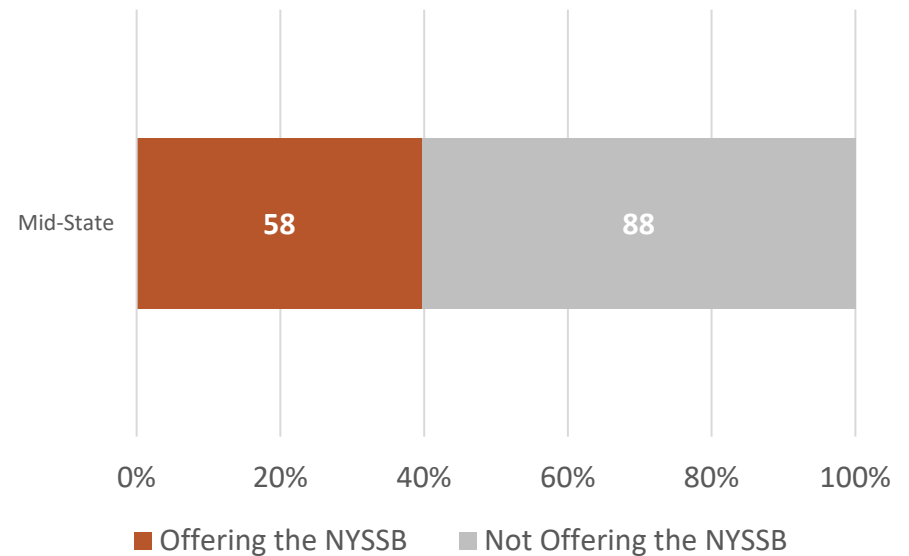


Figure 14E. High Schools in the Mid-West Region Offering the NYSSB vs. District High School Not Offering the NYSSB (2021-22)

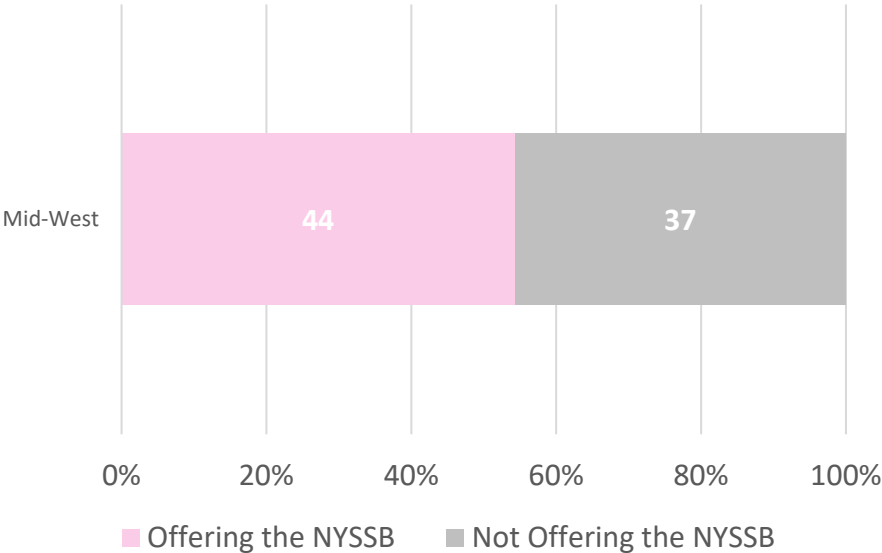
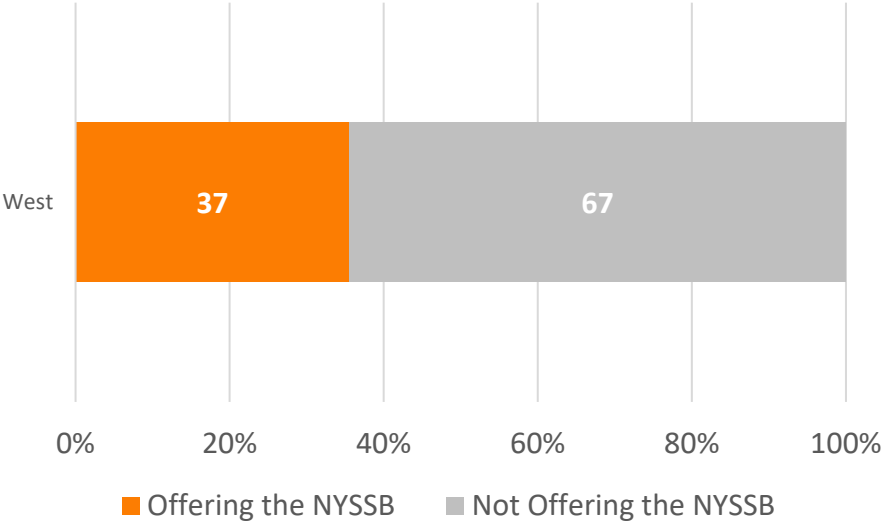
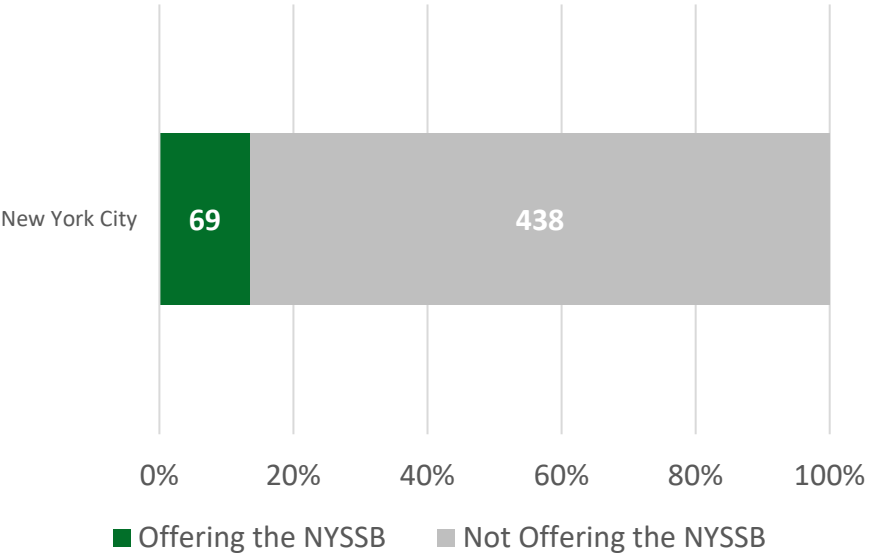


Figure 14G. High Schools in the Western Region Offering the NYSSB vs. District High School Not Offering the NYSSB (2021-22)



)

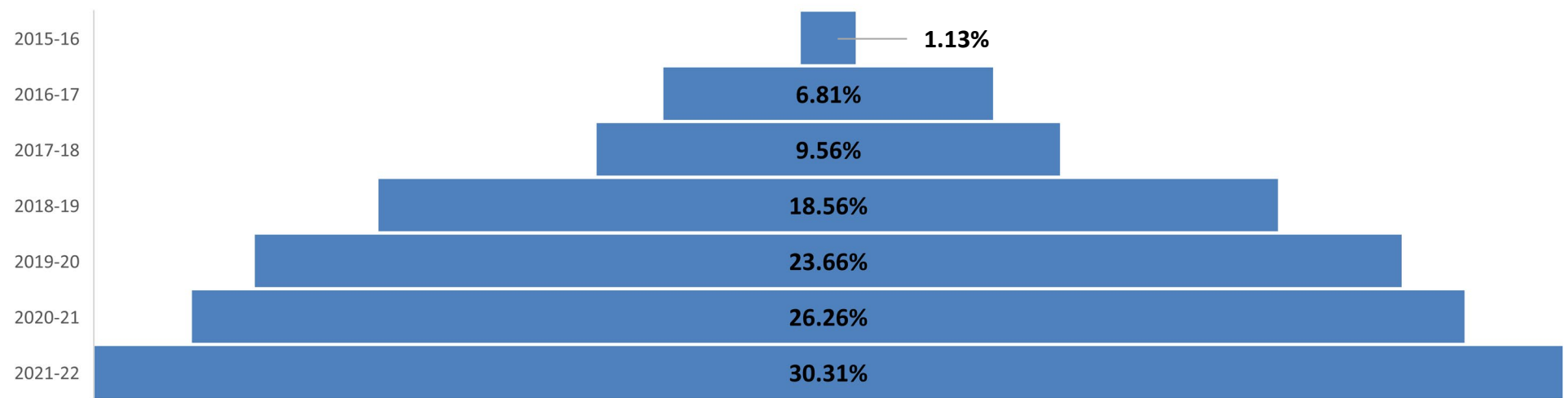
Figure 14F. High Schools in the New York City Region Offering the NYSSB vs. District High School Not Offering the NYSSB (2021-22)



2022 NYSSB graduates from Webster Thomas High School
(Photo courtesy of Webster CSD)

The New York State Seal of Biliteracy was offered by one in every 3.4 district high schools in New York State. Consistent, positive growth has been the norm, even through and following the COVID-19 pandemic. There are currently very few non-district high schools (charter and non-public) that offer the NYSSB. Figure 15 shows the number of total schools offering the NYSSB as a percentage of the total district high schools in NYS by year from 2016 to 2022.

Figure 15. Number of Schools Offering the NYSSB as a Percentage of Total District High Schools in NYS (2016-2022)



2022 NYSSB graduates from Preston High School
(Photos courtesy of Preston High School)

Figures 16A through 16G show the number of high schools offering the NYSSB versus not offering the NYSSB from 2016 to 2022 by region.

Figure 16A. Capital NYSSB Schools as a Percentage of Total District High Schools in the Region (2016-2022)

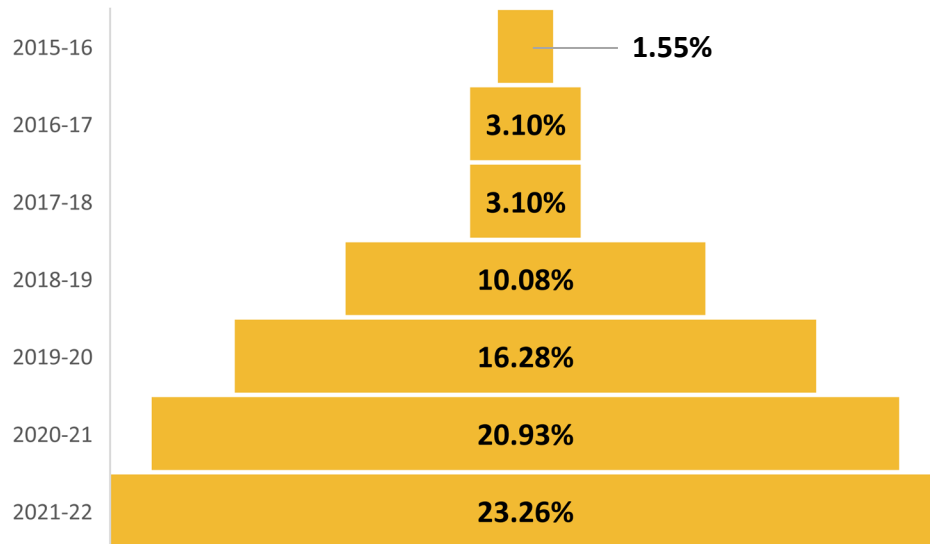


Figure 16B. Hudson Valley NYSSB Schools as a Percentage of Total District High Schools in the Region (2016-2022)

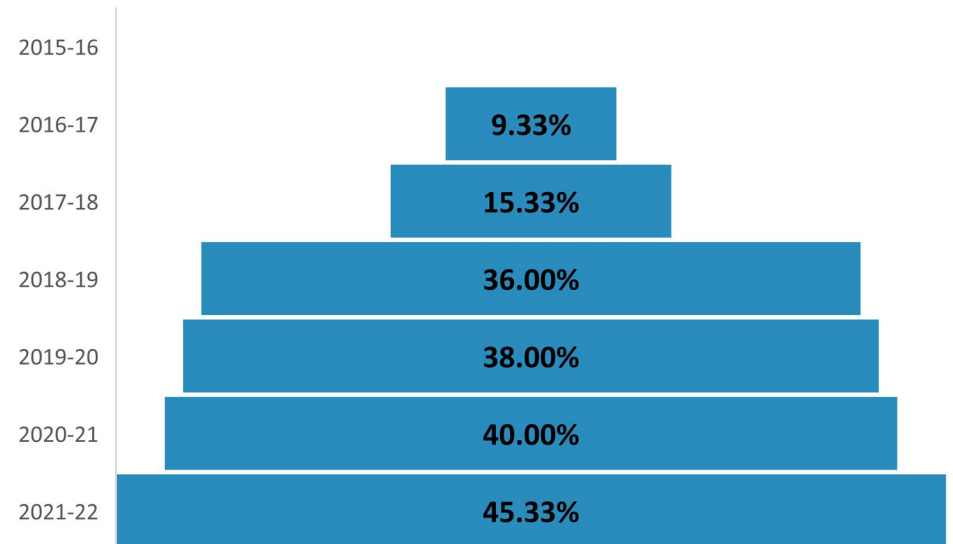


Figure 16C. Long Island NYSSB Schools as a Percentage of Total District High Schools in the Region (2016-2022)

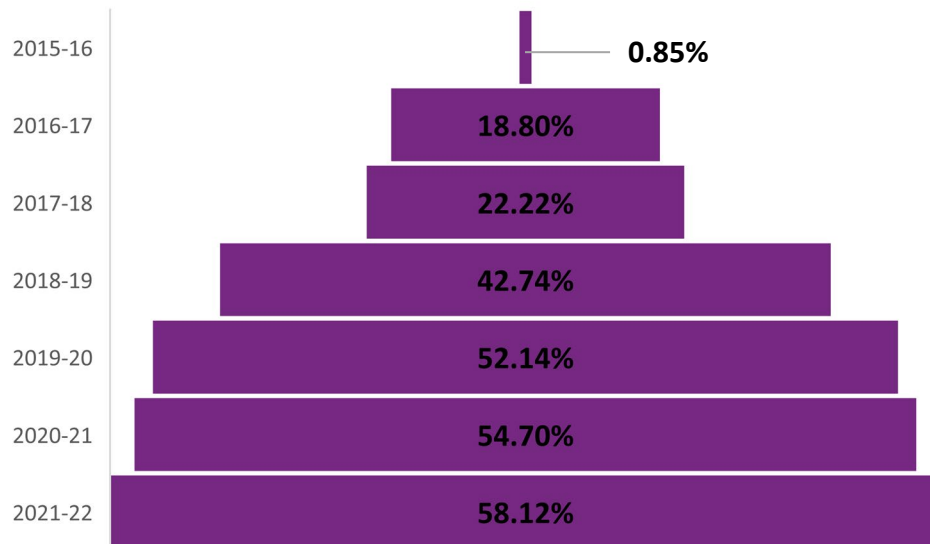


Figure 16D. Mid-State NYSSB Schools as a Percentage of Total District High Schools in the Region (2016-2022)

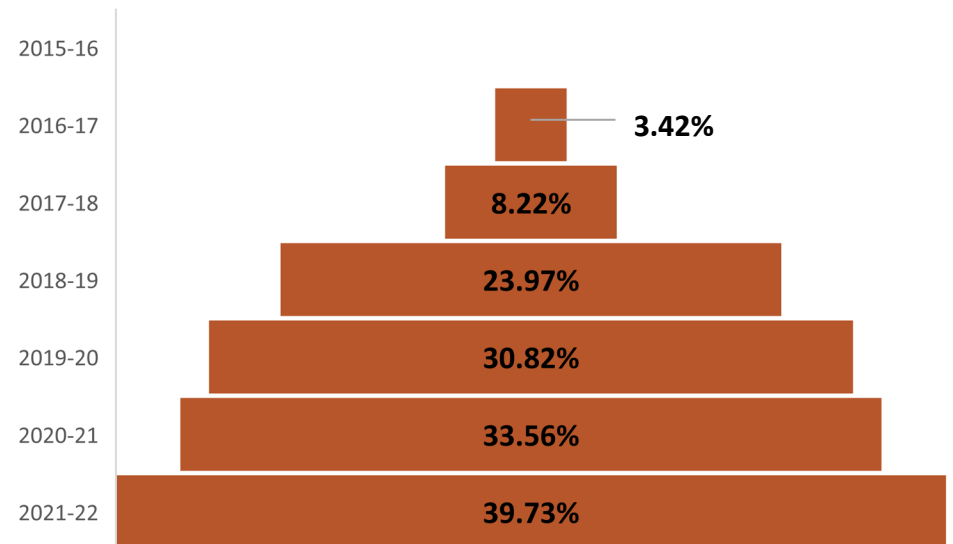


Figure 16E. Mid-West NYSSB Schools as a Percentage of Total District High Schools in the Region (2016-2022)

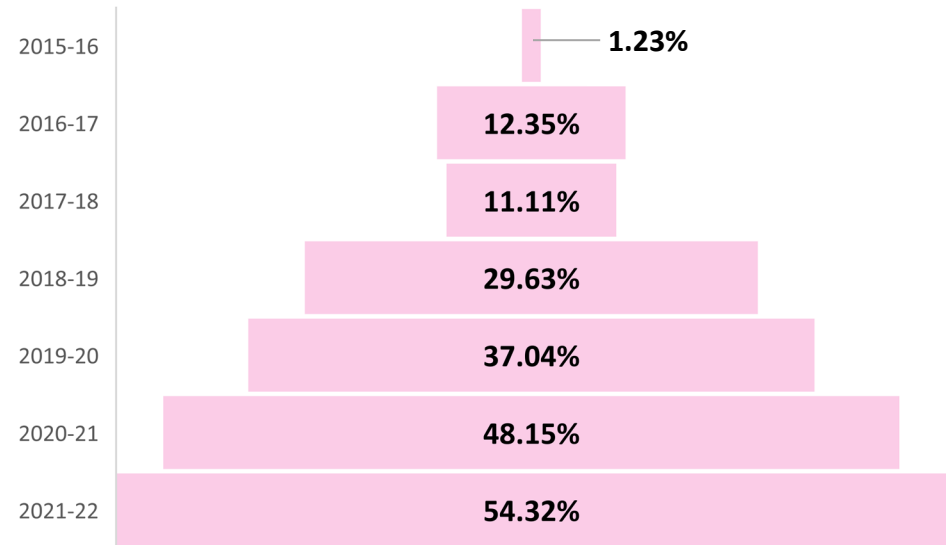


Figure 16F. New York City NYSSB Schools as a Percentage of Total District High Schools in the Region (2016-2022)

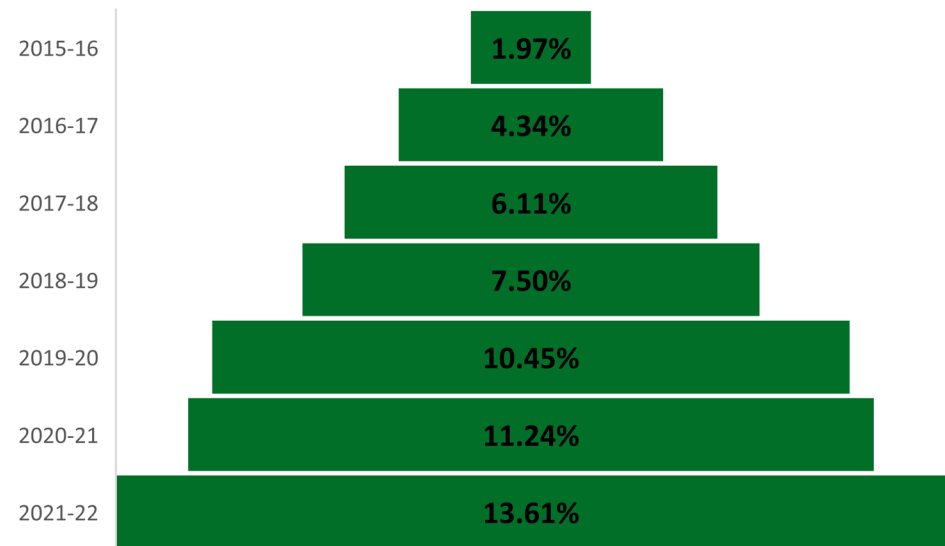
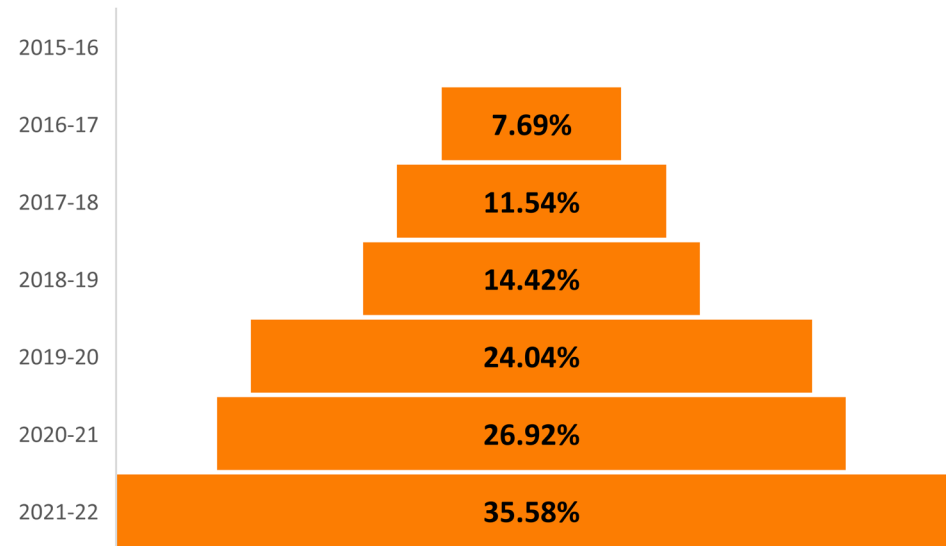


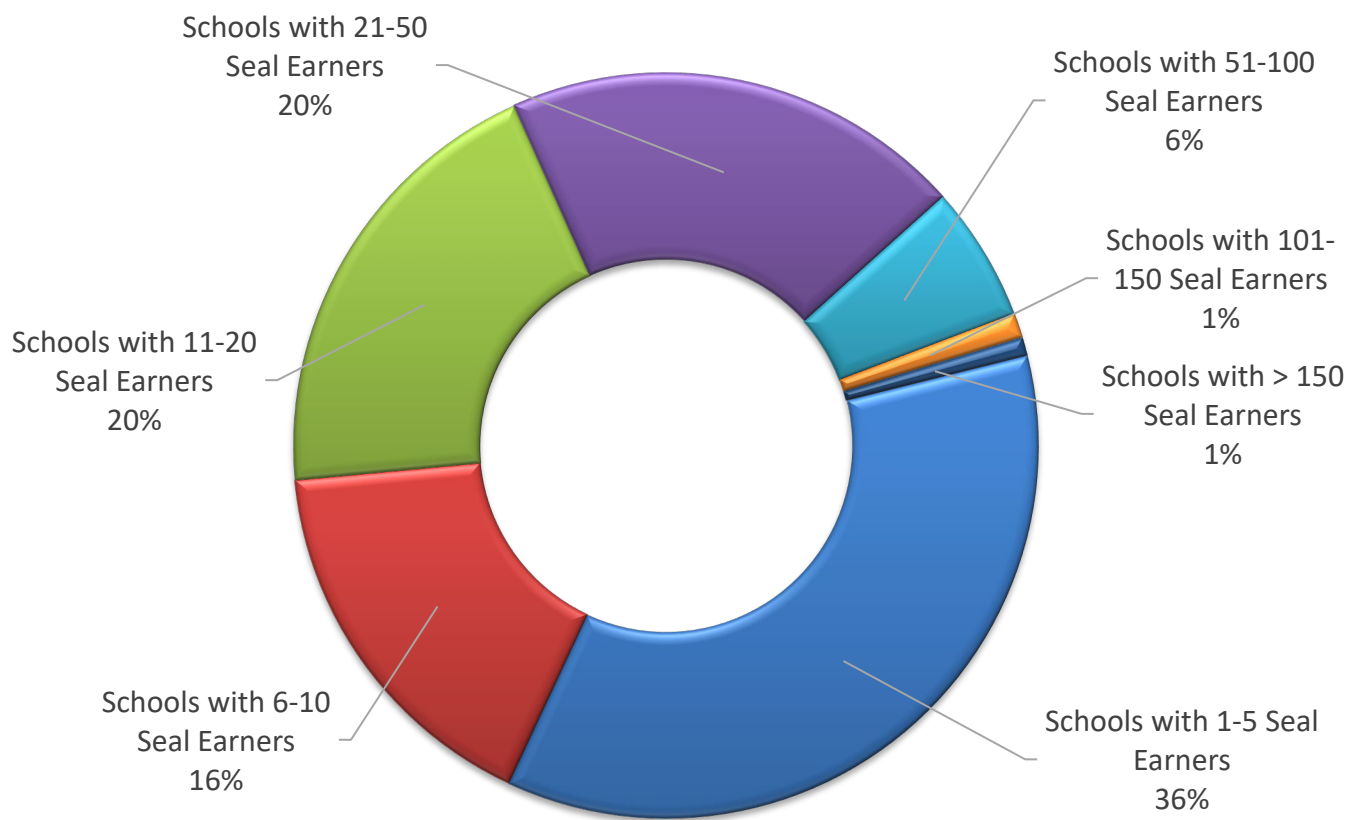
Figure 16G. Western NYSSB Schools as a Percentage of Total District High Schools in the Region (2016-2022)



*2022 NYSSB graduates from Charles W. Baker High School
(Photo courtesy of Baldwinsville CSD)*

As the NYSSB has only been implemented in our state for seven years, most schools are still in their first two to three years of offering this program. These schools have started with small programs of between one and ten NYSSB candidates. Schools that have offered the NYSSB program for more than two years have grown their programs significantly with 11-50 candidates each year. Figure 17 depicts the percentages of schools, grouped by the number of Seal earners in 2021-22.

Figure 17. Percentage of Schools by Seal Participation Levels (2021-22)



2022 NYSSB graduates from Esperanza Preparatory School
(Photo courtesy of Esperanza Preparatory School, NYCDOE)

Students

Number of Students Awarded the NYSSB

In 2021-22, 7,114 students were awarded the NYSSB, up from 5,492 in the prior year.

Growth by Year in the Number of Students Awarded the NYSSB

The number of students awarded the NYSSB grows each year. Figure 18 shows the number of students who were awarded the NYSSB by year from 2016 through 2022.

Figure 18. Number of Students Awarded the NYSSB (2016-2022)

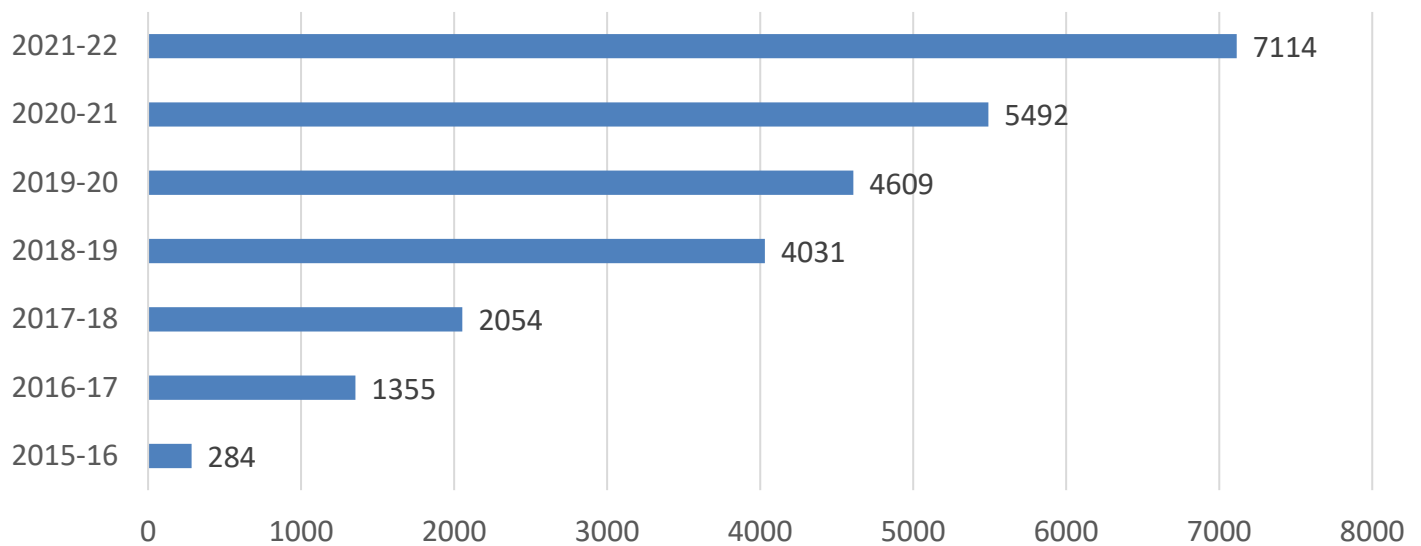
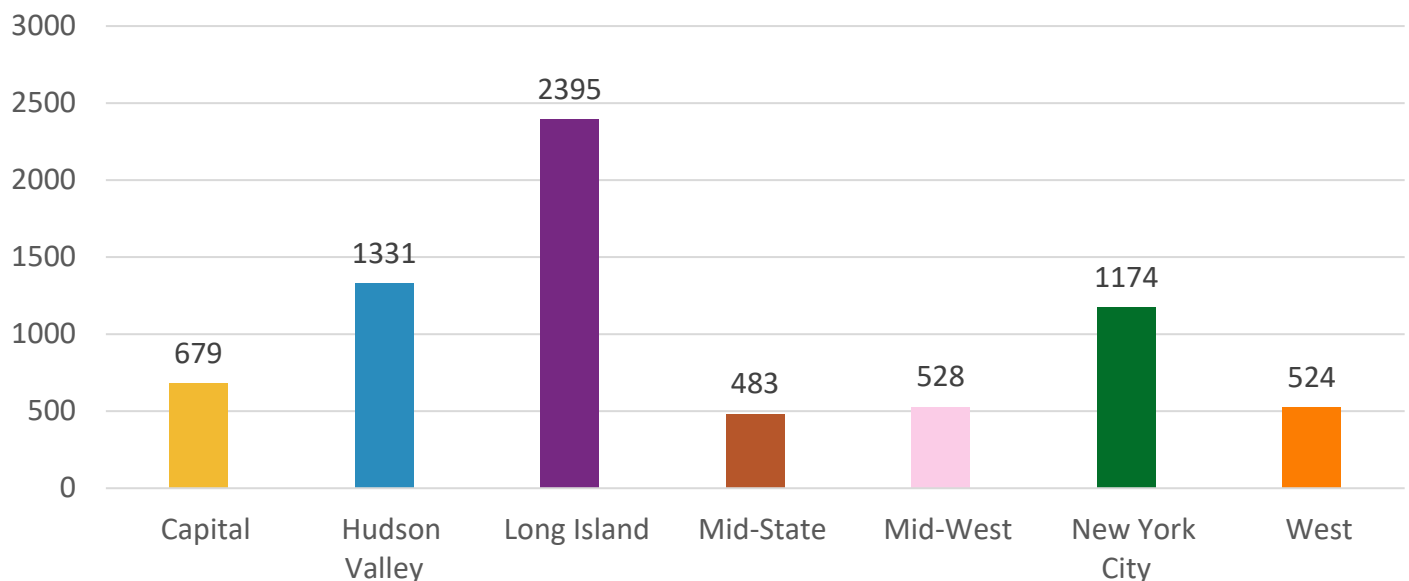


Figure 19 shows the number of students who were awarded the NYSSB in 2021-22 by region.

Figure 19. Number of Students Awarded the NYSSB by Region (2021-22)



Figures 20A through 20G show the number of students who were awarded the NYSSB from 2016 to 2022 by region.

Figure 20A. Number of Students Awarded the NYSSB in the Capital Region (2016-2022)

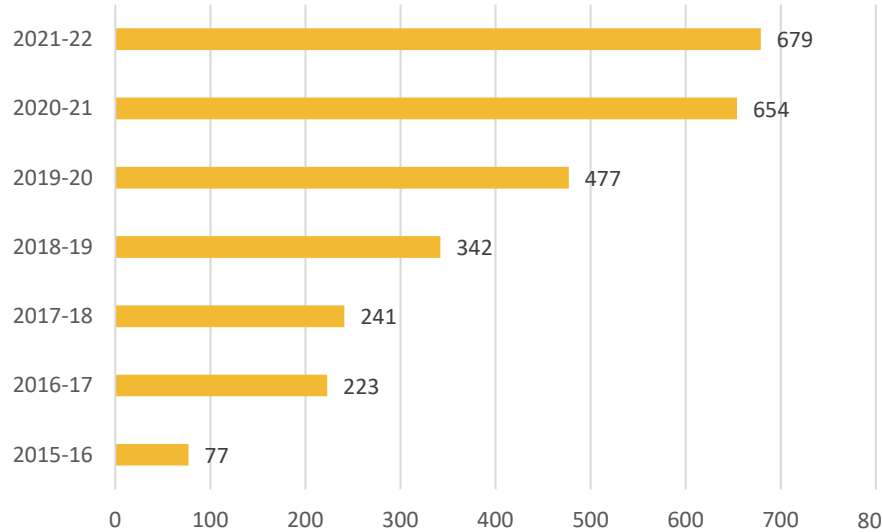


Figure 20B. Number of Students Awarded the NYSSB in the Hudson Valley Region (2016-2022)

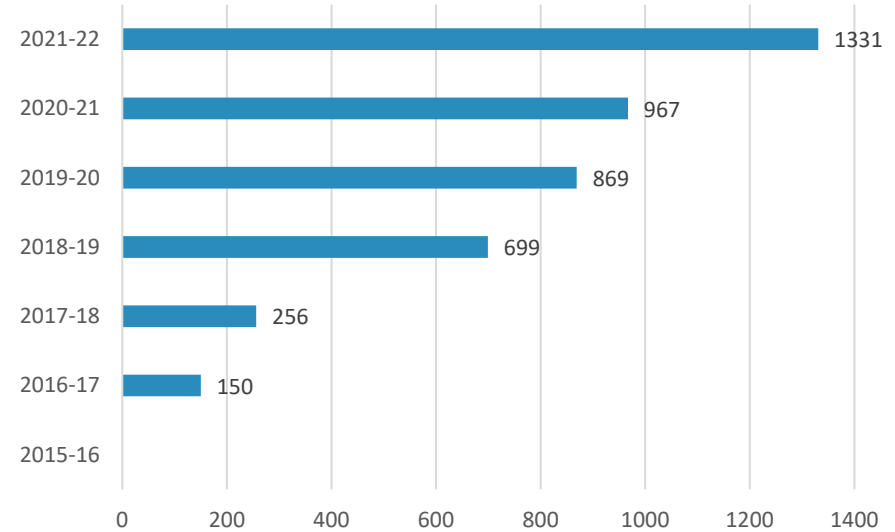


Figure 20C. Number of Students Awarded the NYSSB in the Long Island Region (2016-2022)

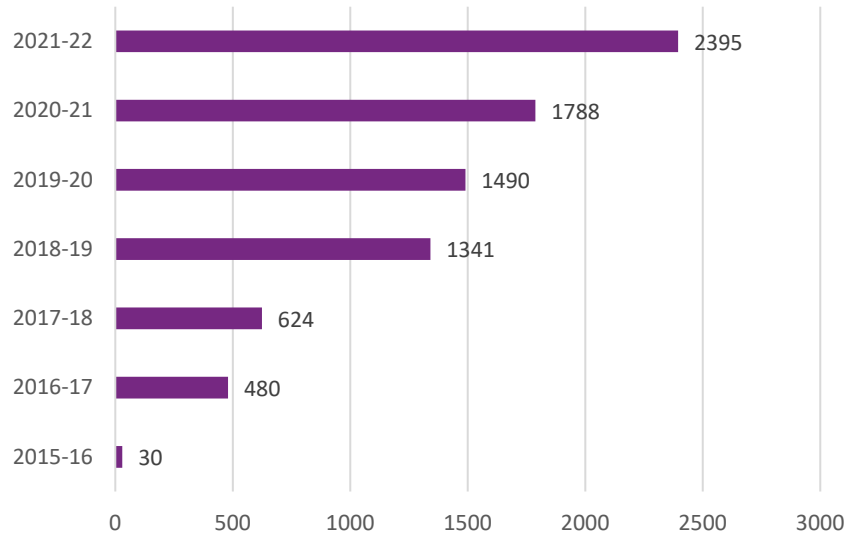


Figure 20D. Number of Students Awarded the NYSSB in the Mid-State Region (2016-2022)

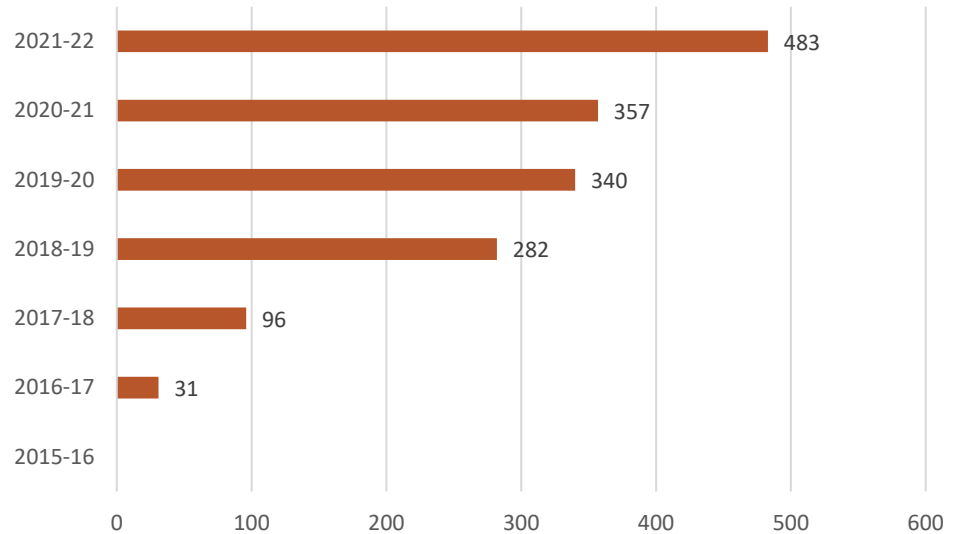


Figure 20E. Number of Students Awarded the NYSSB in the Mid-West Region (2016-2022)

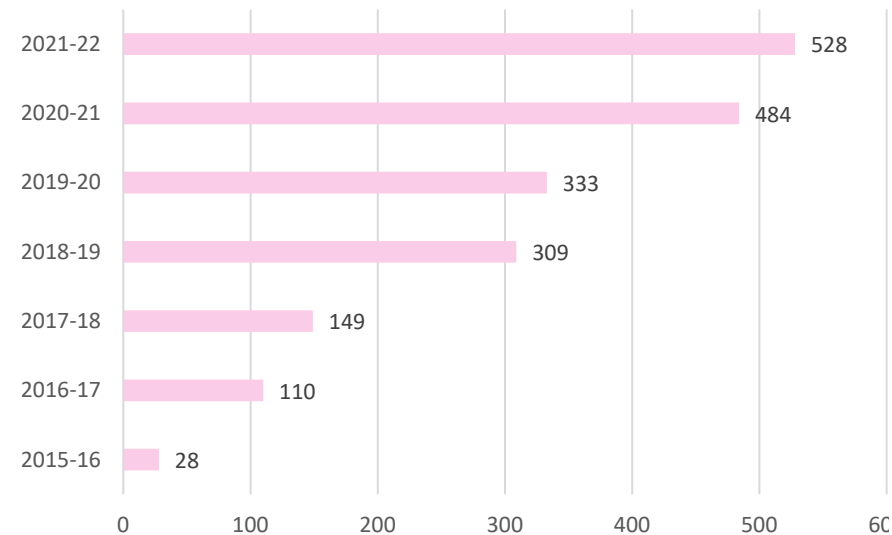


Figure 20F. Number of Students Awarded the NYSSB in the New York City Region (2016-2022)

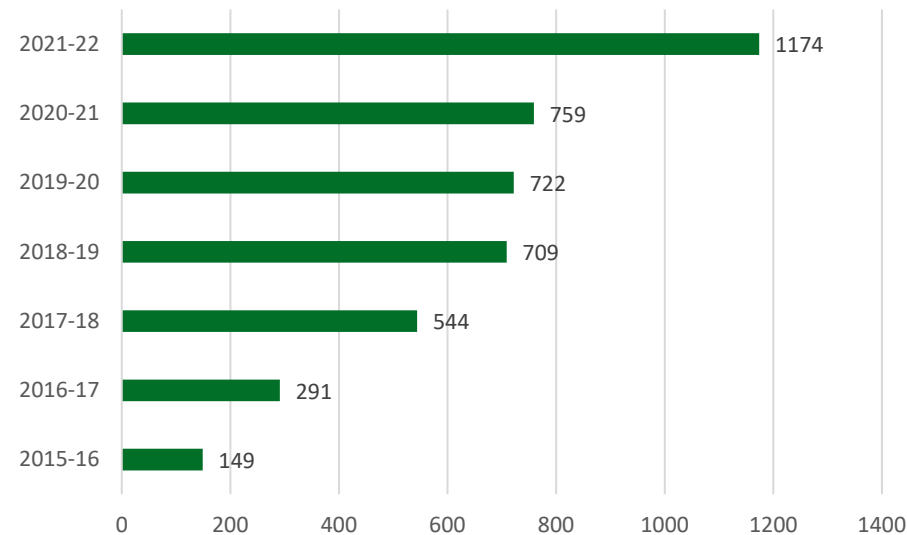
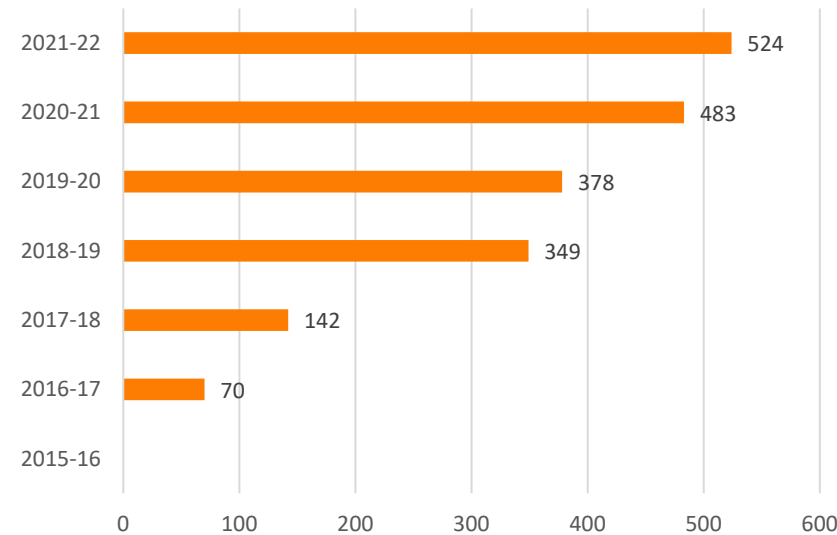


Figure 20G. Number of Students Awarded the NYSSB in the Western Region (2016-2022)



Designer cakes with the NYSSB logo prepared for the 2022 Islip Seal of Biliteracy Awards Night
(Photo courtesy of Islip UFSD)

Gender Make-up of Students Awarded the NYSSB (2021-22)

Females continued to make up the majority (67%) of Seal earners in 2021-22. While OBEWL just began collecting gender information on Seal candidates in 2019-20, anecdotal data from past years indicates that this trend has been true since the beginning of the NYSSB program. One explanation for this is that the majority of students earning the NYSSB are students who take a sequence of courses in a world language while in high school. Data from district high schools in our state demonstrates that females have historically made up a large majority of the enrollment in these courses. In 2020-21, NYSED added the “Non-Binary” category. Figure 21 shows the percentage of students who were awarded the NYSSB in 2021-22 by gender.

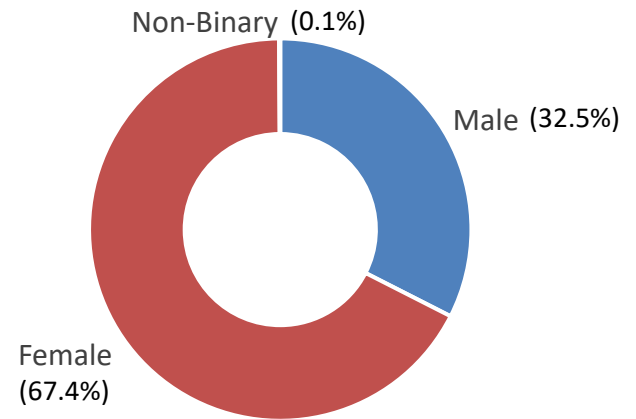
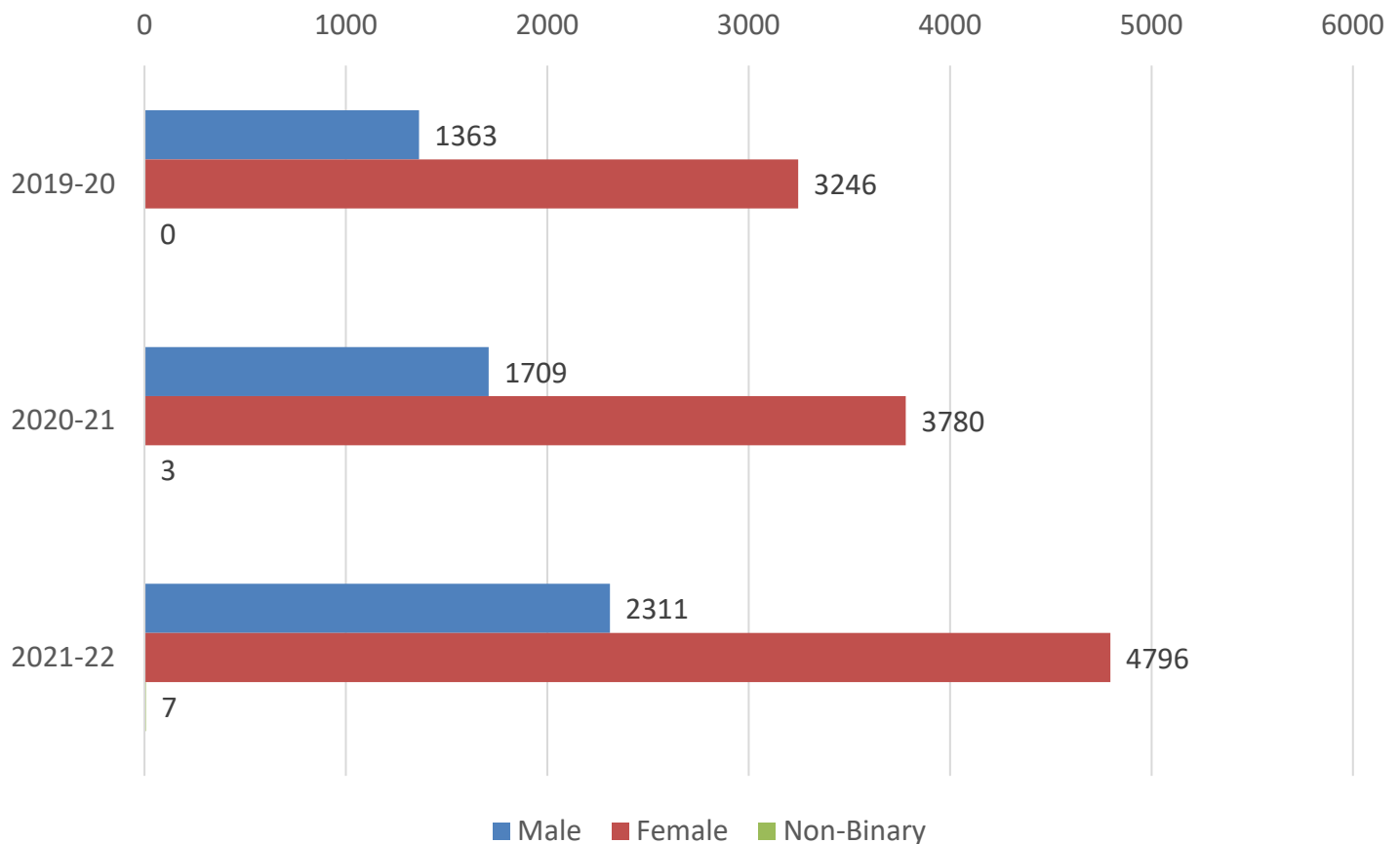


Figure 21. Percentage of Students Awarded the NYSSB by Gender (2022)

The 2021-22 school year saw a 35% increase in the number of males awarded the NYSSB, a 27% increase of females awarded the NYSSB, and a 133% increase of non-binary students awarded the NYSSB. Figure 22 shows the comparative data among genders over the last three years.

Figure 22. Number of Students Awarded the NYSSB by Gender (2020-2022)



Figures 23A through 23G show the number of students who were awarded the NYSSB by gender by region from 2020 to 2022.

Figure 23A. Number of Students Awarded the NYSSB in the Capital Region by Gender (2020-2022)

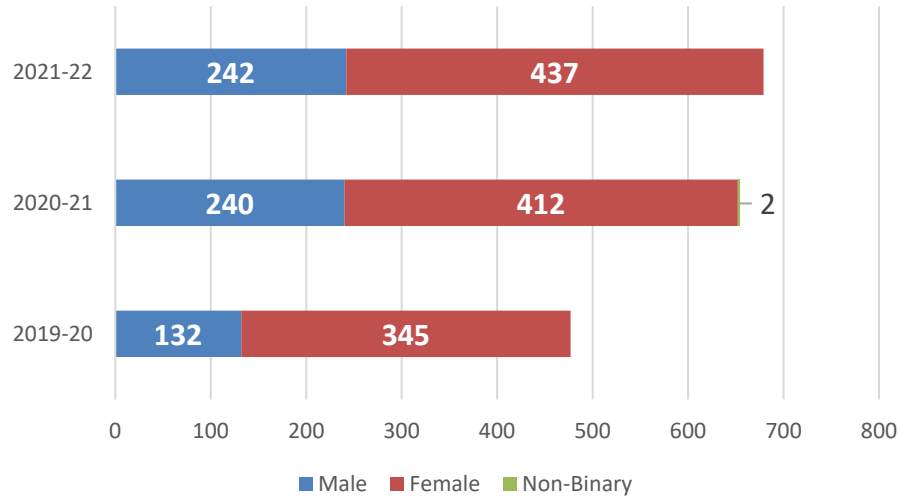


Figure 23B. Number of Students Awarded the NYSSB in the Hudson Valley Region by Gender (2020-2022)

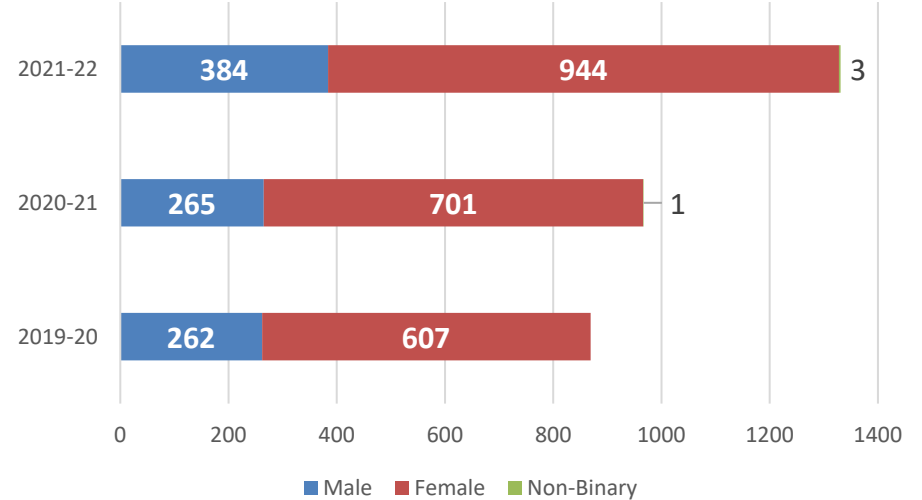


Figure 23C. Number of Students Awarded the NYSSB in the Long Island Region by Gender (2020-2022)

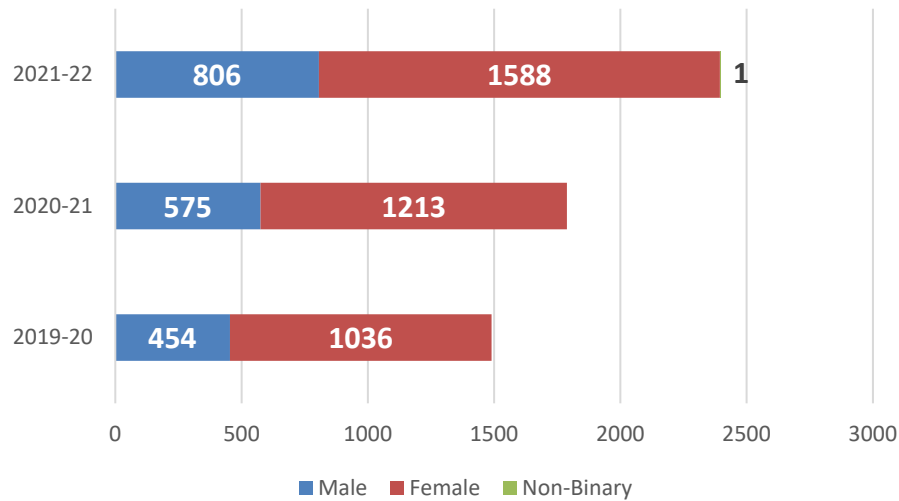


Figure 23D. Number of Students Awarded the NYSSB in the Mid-State Region by Gender (2020-2022)

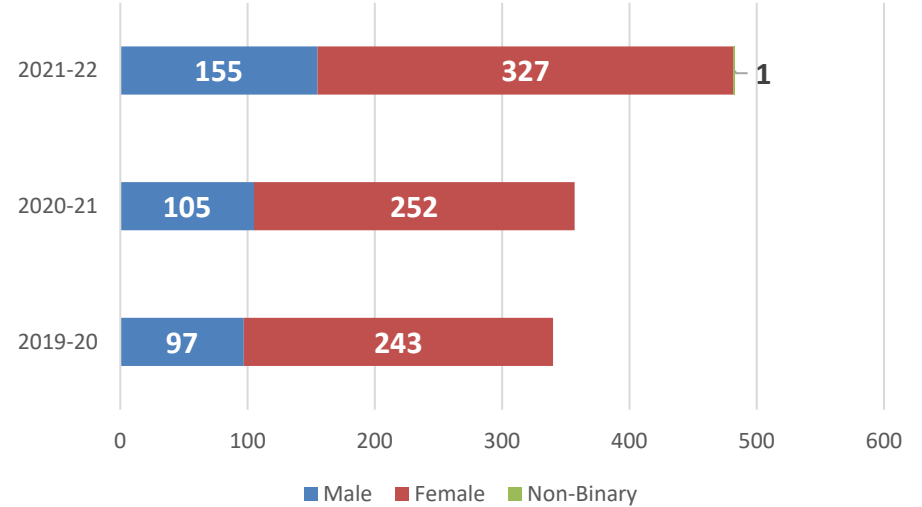


Figure 23E. Number of Students Awarded the NYSSB in the Mid-West Region by Gender (2020-2022)

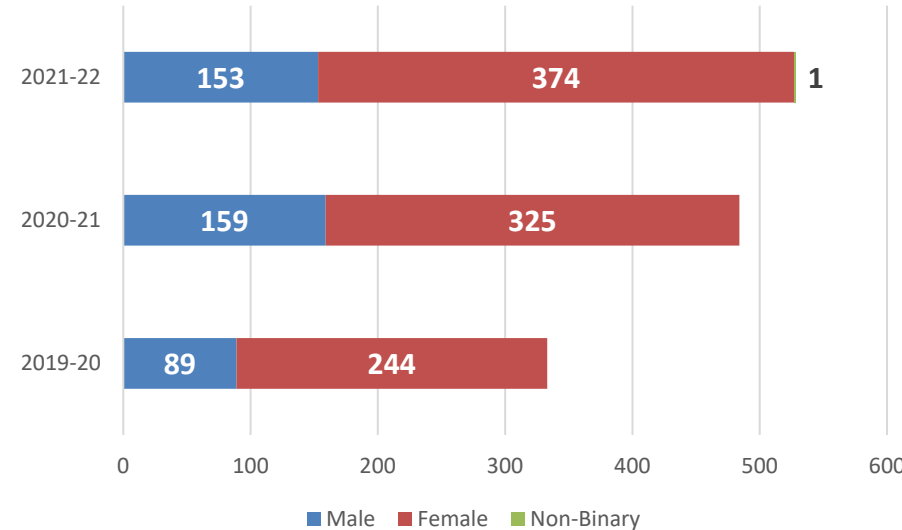


Figure 23G. Number of Students Awarded the NYSSB in the Western Region by Gender (2020-2022)

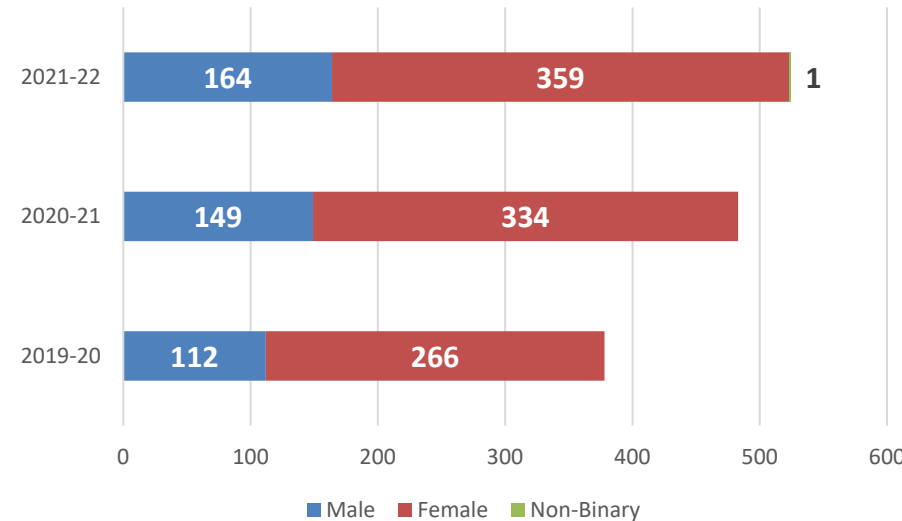
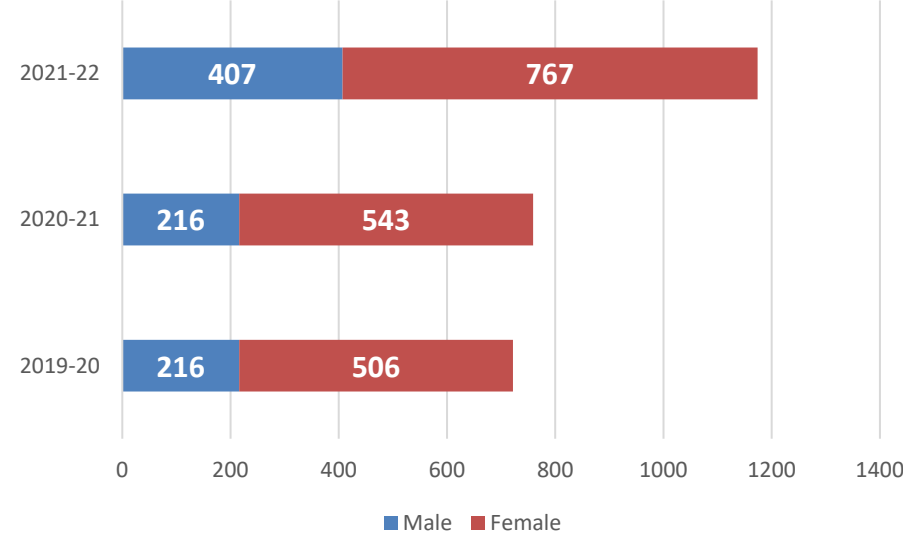


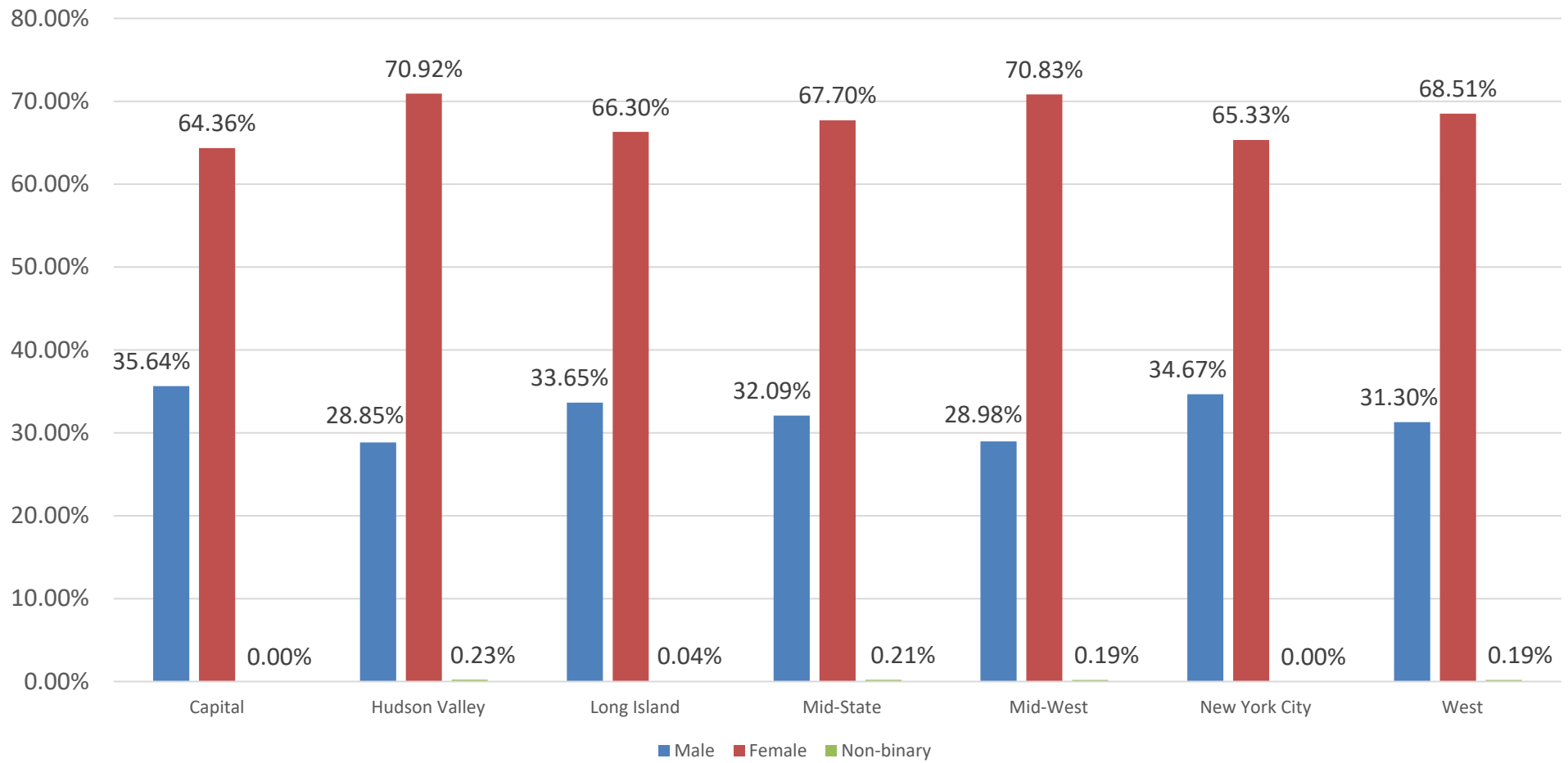
Figure 23F. Number of Students Awarded the NYSSB in the New York City Region by Gender (2020-2022)



Plaque of 2022 NYSSB graduates from Cairo-Durham High School
(Photo courtesy of Cairo-Durham CSD)

12th graders in New York State district schools are generally split evenly between males and females. The eleven-year average (mean) of males to females in 12th grade in New York State is 50.3% male to 49.7% female with a standard deviation of 0.27%. The gender make-up of Seal earners has not reflected the even split in gender among 12th graders in NYS. Instead, a clear pattern of gender disparity appears. In five of the seven regions, Seal earners who identify as female outnumber their counterparts who identify as male two-to-one. The smallest gender gap exists in the Capital region, although students who identify as female still make up the vast majority of Seal earners (64%). Figure 24 shows the gender make-up of 2021-22 Seal earners by region. OBEWL will use this information to delve deeper into strategies to engage and support more male students to pursue the NYSSB.

Figure 24. Percentages of Male, Female, and Non-Binary Seal Earners by Region (2021-22)*

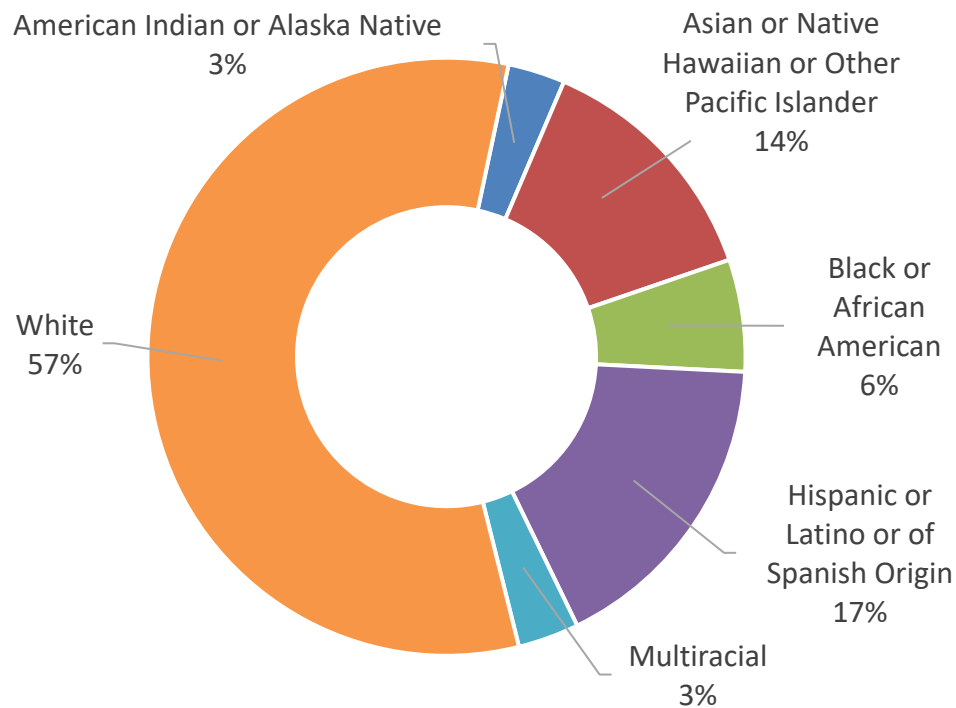


*The New York City region does not currently collect data on non-binary Seal earners.

Racial/Ethnic Make-up of Students Awarded the NYSSB (2021-22)

OBEWL also began collecting data on the races and ethnicities of Seal earners in 2019-20. Figure 25 shows that students from each of the five federal race designations and students of Hispanic ethnicity earned the NYSSB in 2021-22.

Figure 25. Percentage of Students Awarded the NYSSB by Race/Ethnicity (2021-22)



2022 NYSSB graduates from Forest Hills High School
(Photo courtesy of Forest Hills High School, NYCDOE)

The number of American Indian or Alaska Native Seal earners quadrupled from the prior year, from 46 students in 2020-21 to 220 students in 2021-22. The number of Multiracial Seal earners more than doubled from 91 students to 235 students. All other racial categories, except for Hispanic students, saw increases in the number of Seal earners in 2021-22. Seal earners of Hispanic origin decreased slightly from 1,248 in 2020-21 to 1,209 in 2021-22.

When Seal earners by race/ethnicity are taken as a percentage of overall Seal earners, we see the following major shifts:

- American Indian or Alaska Native Seal earners went from 0.8% of all Seal earners to representing more than 3%, a 269% increase.
- Asian, Hawaiian or Other Pacific Islander Seal earners gained almost three percentage points, making up 16% of all Seal earners in 2021-22.
- Black or African American Seal earners gained two percentage points, making up more than 6% of all Seal earners in 2021-22.
- Hispanic, Latino, or of Spanish origin Seal earners made up almost 23% of all Seal earners in 2020-21, but fell to 17% of all Seal earners in 2021-22.
- Multiracial Seal earners doubled their representation among Seal earners in 2021-22, making up more than 3%.
- White Seal earners fell slightly as a percentage of Seal earners, down 3% in 2021-22, but still making up the majority of Seal earners (57.2%).

Figure 26 illustrates these shifts.

Figure 26. Number of Students Awarded the NYSSB by Race/Ethnicity (2020-2022)

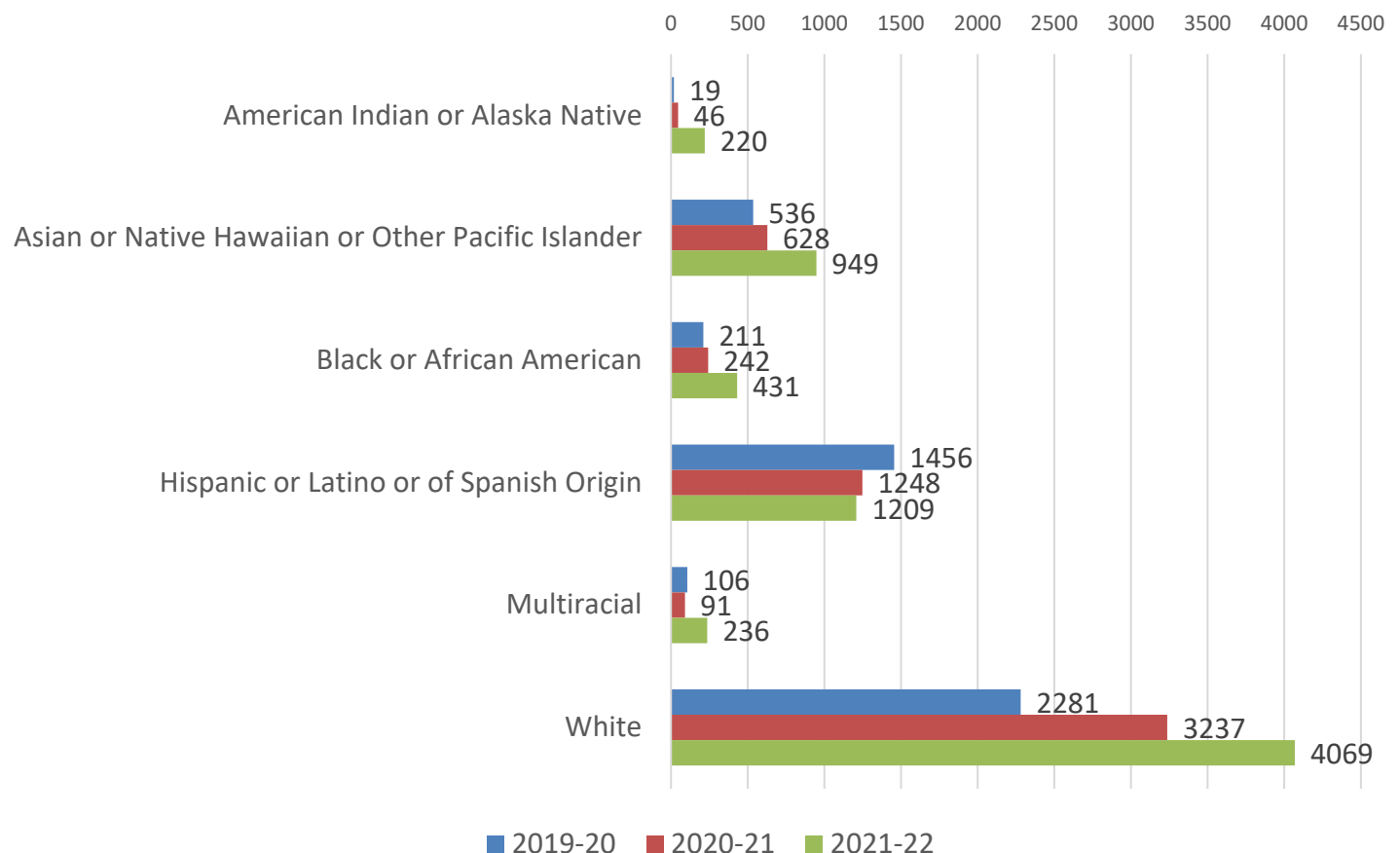


Table 4. Seal Earners by Race/Ethnicity by Region (2020-2022)

Region / Seal Earners by Race/Ethnicity		2019-20	2020-21	2021-22
Capital	American Indian or Alaska Native	1	1	0
	Asian or Native Hawaiian or Other Pacific Islander	75	113	97
	Black or African American	8	18	16
	Hispanic or Latino	19	26	25
	Multiracial	11	11	19
	White	363	485	522
Hudson Valley	American Indian or Alaska Native	7	4	25
	Asian or Native Hawaiian or Other Pacific Islander	56	60	83
	Black or African American	40	50	75
	Hispanic or Latino	410	399	597
	Multiracial	17	15	15
	White	339	439	536
Long Island	American Indian or Alaska Native	4	34	47
	Asian or Native Hawaiian or Other Pacific Islander	161	172	275
	Black or African American	68	84	97
	Hispanic or Latino	444	239	386
	Multiracial	42	31	68
	White	771	1,228	1,522
Mid-State	American Indian or Alaska Native	1	2	3
	Asian or Native Hawaiian or Other Pacific Islander	46	34	57
	Black or African American	17	20	27
	Hispanic or Latino	23	14	24
	Multiracial	13	6	10
	White	240	281	362
Mid-West	American Indian or Alaska Native	0	0	1
	Asian or Native Hawaiian or Other Pacific Islander	24	28	34
	Black or African American	24	21	32
	Hispanic or Latino	64	86	69
	Multiracial	6	7	10
	White	215	342	382
New York City	American Indian or Alaska Native	3	0	140
	Asian or Native Hawaiian or Other Pacific Islander	127	184	336
	Black or African American	28	24	157
	Hispanic or Latino	473	471	93
	Multiracial	12	9	99
	White	79	71	349
Western	American Indian or Alaska Native	3	5	4
	Asian or Native Hawaiian or Other Pacific Islander	47	37	67
	Black or African American	26	25	27
	Hispanic or Latino	23	13	15
	Multiracial	5	12	15
	White	274	391	396

Figures 27A through 27G show the percentage of students awarded the NYSSB by race/ethnicity by region in 2021-22.

Figure 27A. Number of Students Awarded the NYSSB in the Capital Region by Race/Ethnicity (2021-22)

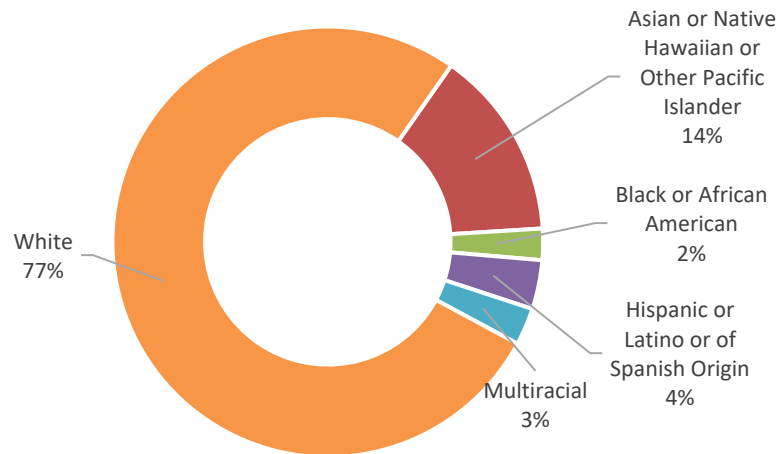


Figure 27B. Number of Students Awarded the NYSSB in the Hudson Valley Region by Race/Ethnicity (2021-22)

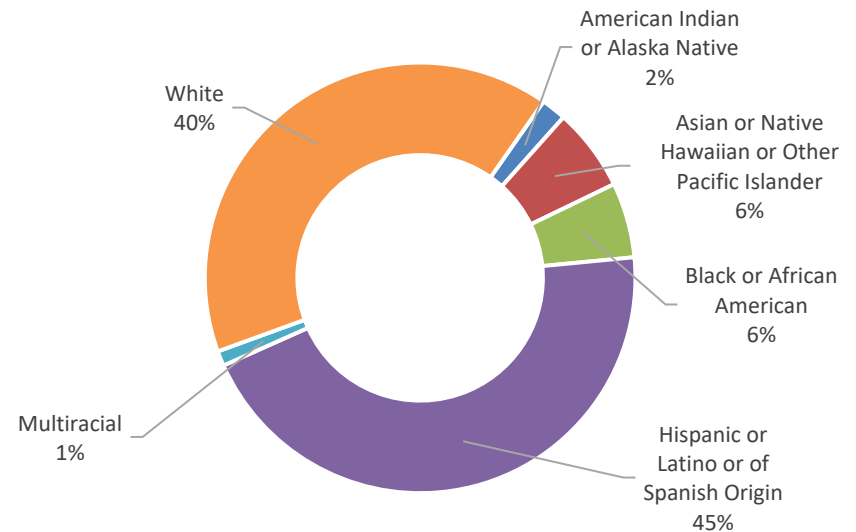


Figure 27C. Number of Students Awarded the NYSSB in the Long Island Region by Race/Ethnicity (2021-22)

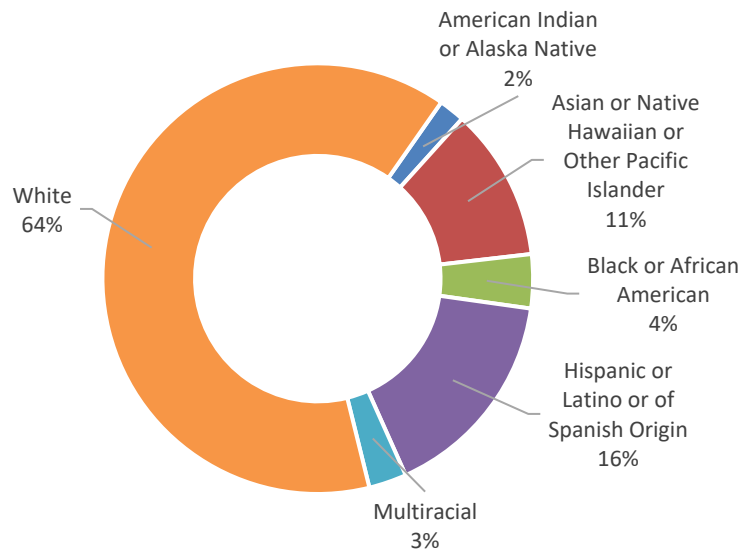


Figure 27D. Number of Students Awarded the NYSSB in the Mid-State Region by Race/Ethnicity (2021-22)

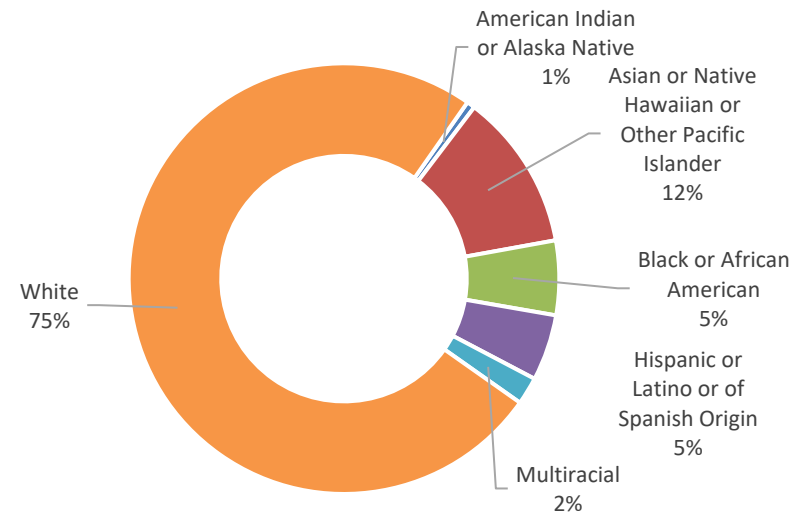


Figure 27E. Number of Students Awarded the NYSSB in the Mid-West Region by Race/Ethnicity (2021-22)

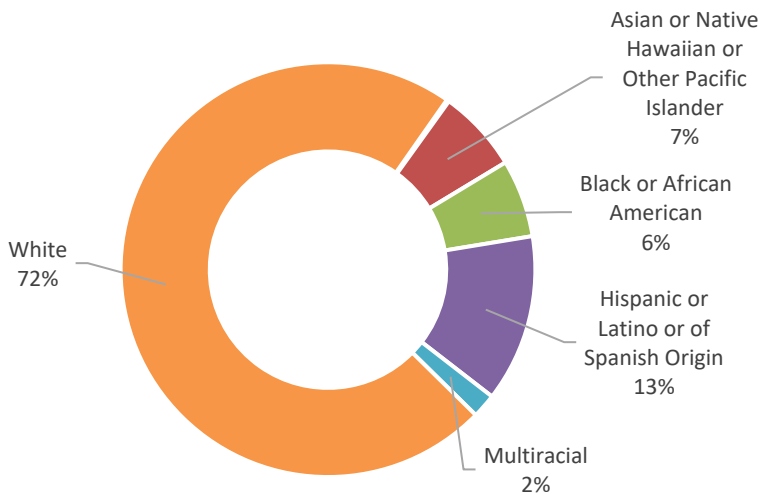


Figure 27F. Number of Students Awarded the NYSSB in the New York City Region by Race/Ethnicity (2021-22)

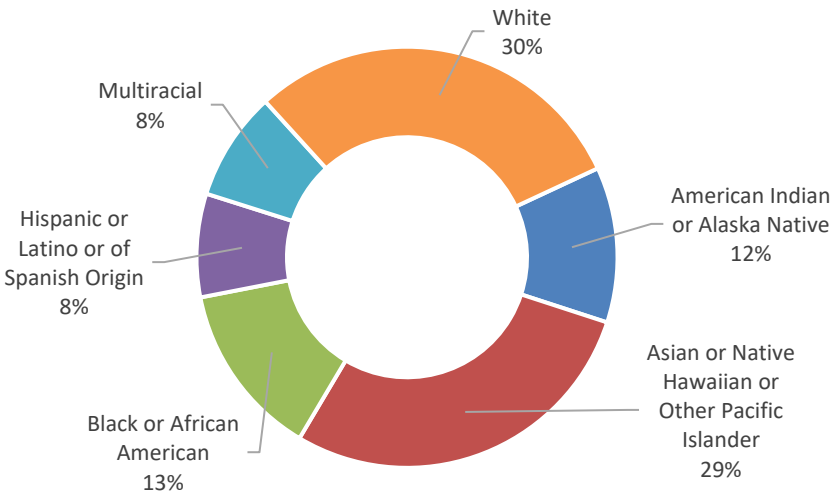
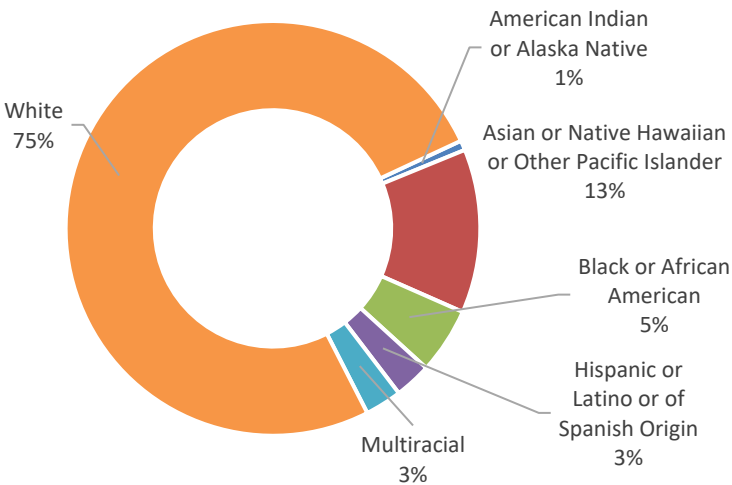


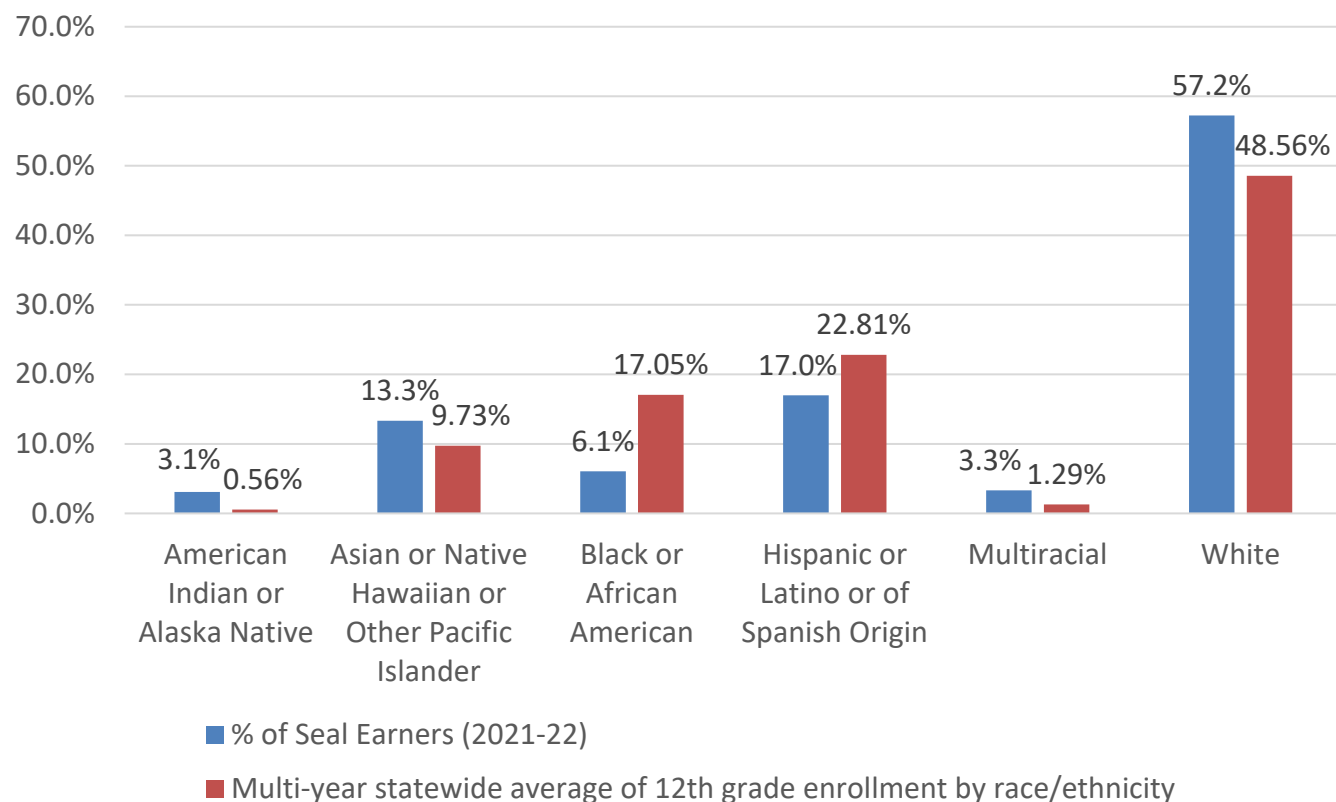
Figure 27G. Number of Students Awarded the NYSSB in the Western Region by Race/Ethnicity (2021-22)



2022 NYSSB graduates from Marcellus High School
(Photo courtesy of Marcellus CSD)

NYSED identifies six races/ethnicities: American Indian or Alaska Native, Asian or Native Hawaiian or Other Pacific Islander, Black or African American, Hispanic, Multiracial, and White. In four of the six race/ethnicity categories, the percentage of 2021-22 Seal earners is greater than the eleven-year statewide average of students enrolled in 12th grade by race/ethnicity. That is, students of these races/ethnicities are very well represented in the Seal of Biliteracy. For instance, American Indian or Alaska Native students make up only 0.6% of the average 12th grade enrollment, but they represent more than 3% of Seal earners in 2021-22. Similar over-representation in the Seal is seen with Asian, Native Hawaiian, or Other Pacific Islander students, Multiracial students, and White students. Significant disparities in representation in the Seal of Biliteracy relative to 12th grade enrollment is seen with Black or African American students, who make up 17% of the average 12th grade cohort, but only represented 6% of Seal earners in 2021-22, and Hispanic students, who make up almost 23% of the average 12th grade cohort, but only accounted for 17% of Seal earners in 2021-22. Figure 28 shows the racial/ethnic make-up of Seal earners in 2021-22 as compared to the statewide eleven-year average racial/ethnic make-up of 12th grade students in New York State. This data indicates that OBEWL and schools must strengthen their efforts to recruit and support Black or African American and Hispanic students to pursue the NYSSB, as well as to pursue courses of study in world languages through high school.

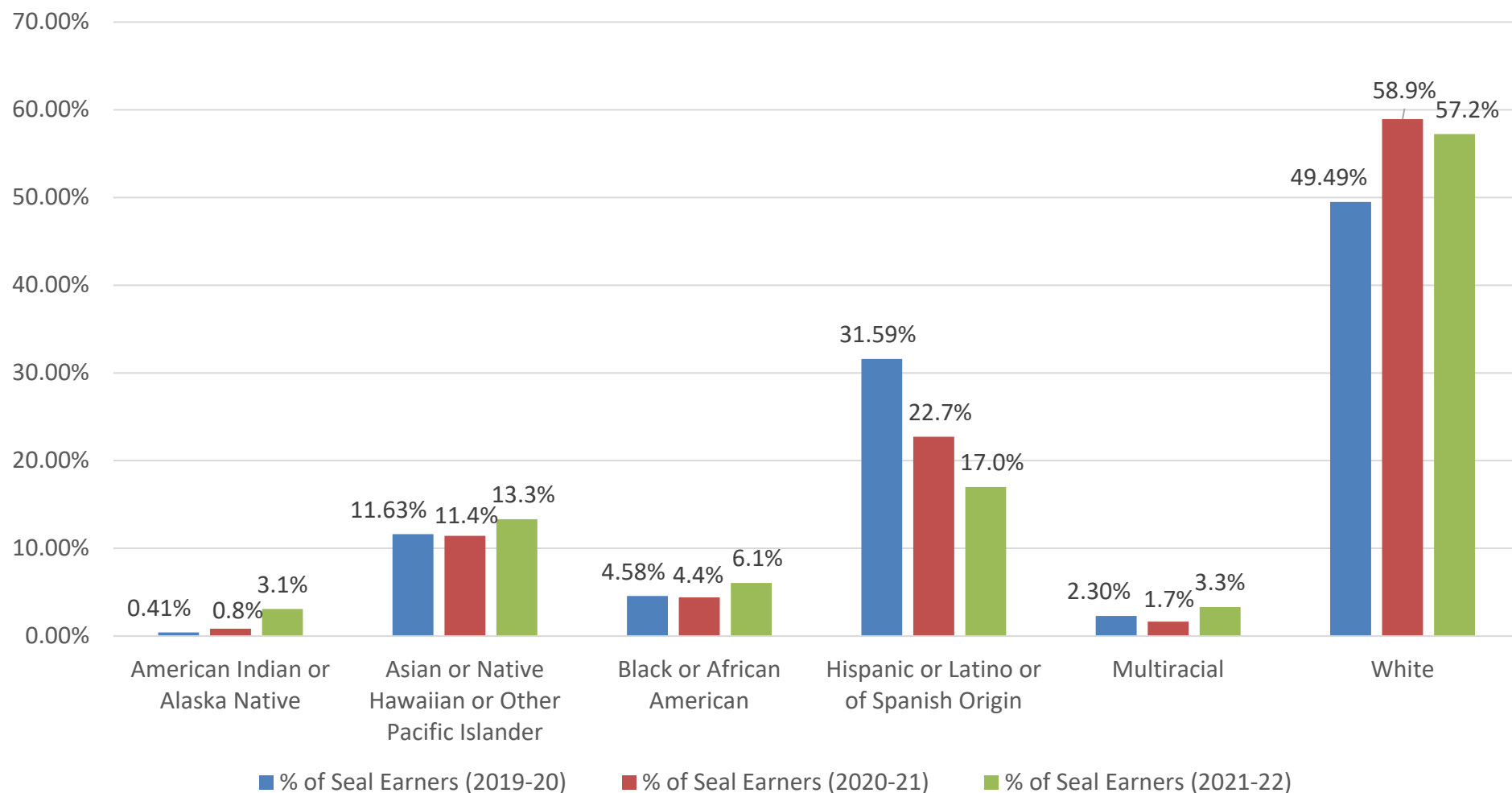
Figure 28. Percentage of Seal Earners vs. Average Statewide Enrollment in 12th Grade by Race/Ethnicity (2021-22)



2022 NYSSB certificates and medallions on display at the New Hartford CSD awards night (Photo courtesy of New Hartford CSD)

The overall number of Seal earners increased in 2021-22 from the prior year, with significant gains seen in the percentage of all Seal earners represented by American Indian or Alaska Native students, Asian, Native Hawaiian, or Other Pacific Islander students, Black or African American students, and Multiracial students. The shares of Seal earners represented by White students decreased slightly in 2021-22 (from 58.9% to 57.2%), while the share represented by Hispanic students decreased by more than 5% in 2021-22, after a drop of almost 10 percentage points the prior year. Figure 29 shows the racial/ethnic make-up of Seal earners over the last three years (2019-20, 2020-21, 2021-22). OBEWL will continue to work with the NYSSB Task Force, the NYSSB Forum and schools across the state to encourage and support all students to earn the Seal of Biliteracy.

Figure 29. Percentage of Seal Earners by Race/Ethnicity (2020-2022)



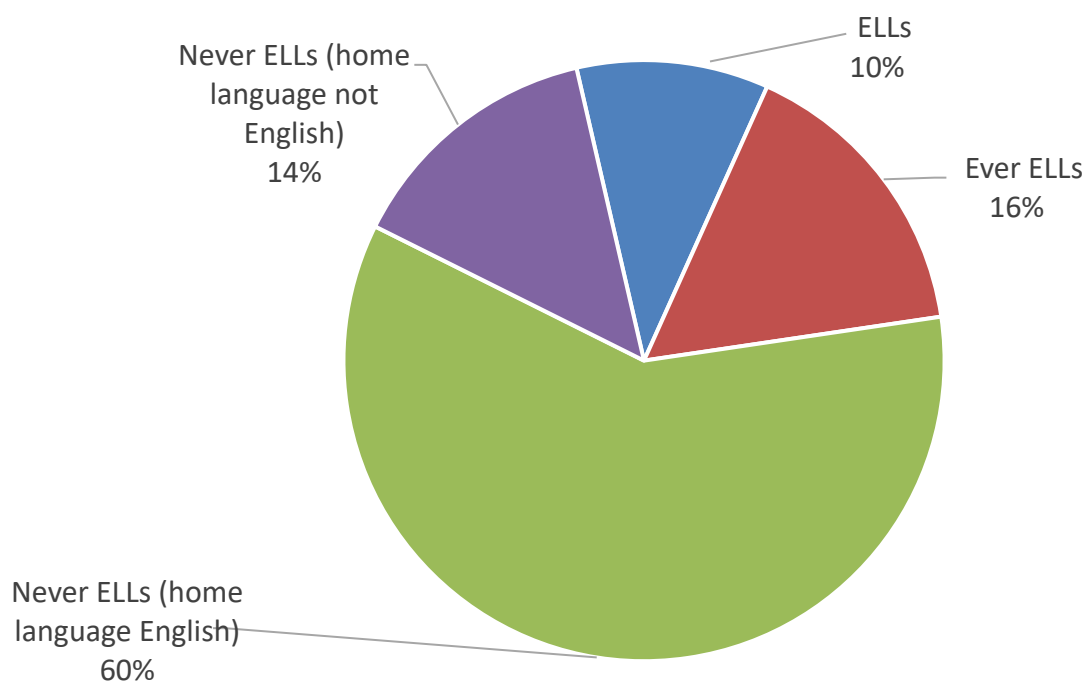
Number of Students Awarded the NYSSB by ELL Status

NYSED has identified the following four language diversity categories for our students:

1. Current English Language Learners (ELLs) – Students who, by birth or ancestry, speak or understand a language other than English and who score below a NYS designated level of proficiency on the NYSITELL or the NYSESLAT;
2. Ever ELLs – Students who were once ELLs, but who have demonstrated the NYS designated level of proficiency necessary to exit ELL status;
3. Never ELLs whose home language is English – Students who have never been identified as ELLs and whose home language is English; and
4. Never ELLs whose home language is other than English – Students who have never been identified as ELLs and whose home language is other than English; sometimes referred to as Heritage Language Speakers.

Figure 30 shows the breakdown of students by ELL status who were awarded the NYSSB in 2021-22. Consistent with national trends, the majority of students who were awarded the NYSSB in 2021-22 (74%) are Never ELLs, of which 60% were students whose home language is English and 14% were students whose home language is other than English. The next largest cohort of students to be awarded the NYSSB was Ever ELLs, representing about one in every six Seal earners. The smallest cohort (10%) of students awarded the NYSSB was Current ELLs, although this group now represents a double-digit percentage of Seal earners for the first time in New York State history. It is important to note that the percentage of Current ELLs who earned the NYSSB increased by 76% in 2021-22 (from 417 to 735). Historically, current ELLs make up 4.5% of the average 12th grade enrollment statewide, using the last 11 years of available data, meaning that Current ELLs are more than doubly represented in the NYSSB as they are in 12th grade enrollment.

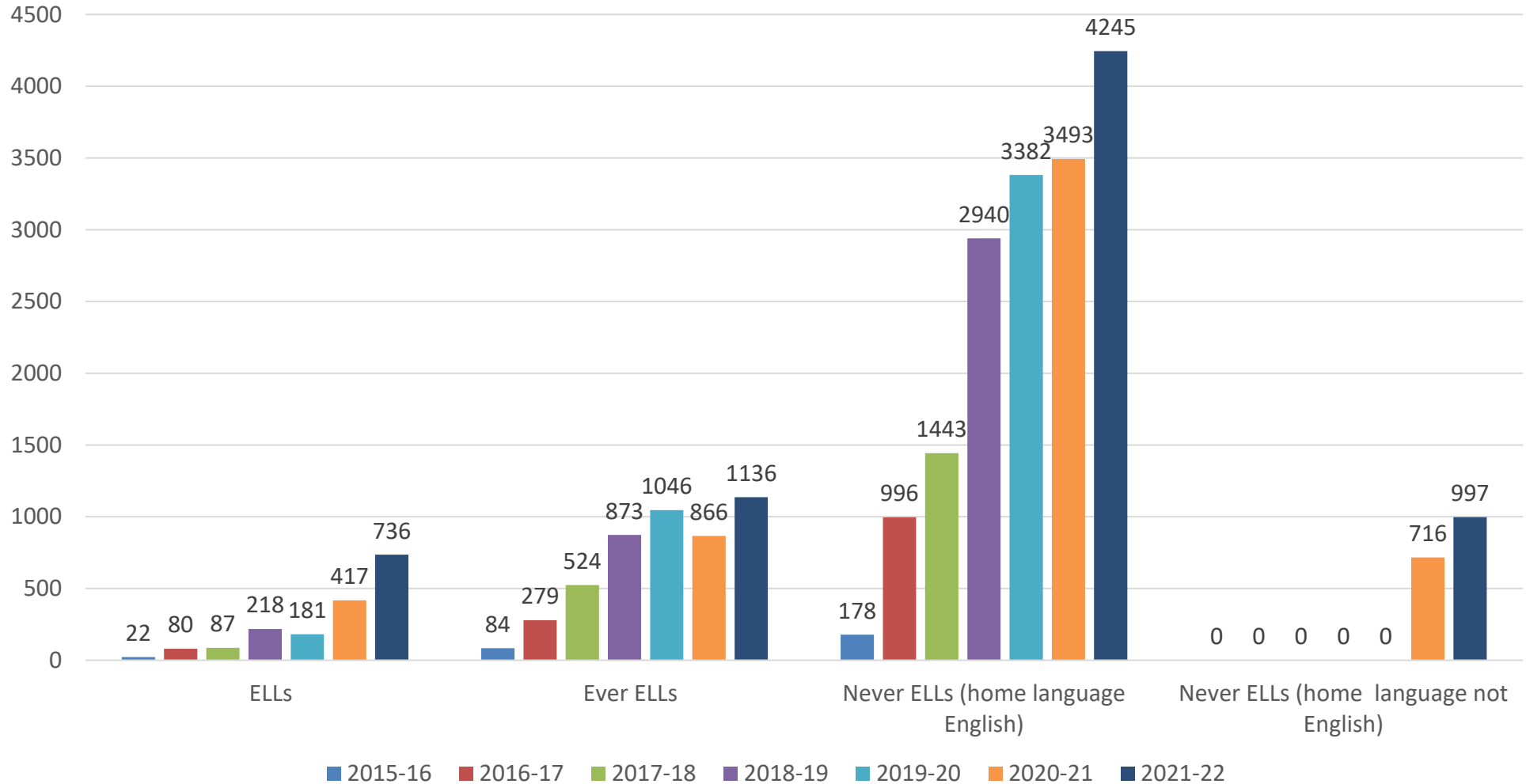
Figure 30. Percentage of Students Awarded the NYSSB by ELL Status (2021-22)



Growth in the Number of Students Awarded the NYSSB by ELL Status

As shown in Figure 31 below, all student groups have shown an upward trend in participation in the NYSSB from 2015-16 to 2021-22. Current ELLs who earned the Seal have shown a steady increase over the last two years. Ever ELL Seal earners rebounded to levels higher than 2019-20 after a significant decrease in 2020-21. Never ELLs whose home language is English rose considerably (from 3,493 in 2020-21 to 4,245 in 2021-22), while Never ELLs whose home language is other than English* rose modestly (from 716 in 2020-21 to 997 in 2021-22).

Figure 31. Percentage of Students Awarded the NYSSB by ELL Status (2016-2022)



*NYSED began collecting information on Seal earners who were Never ELLs whose home language is other than English in 2020-21.

The eleven-year statewide average of ELLs enrolled in 12th grade is 4.5%, with a standard deviation of 0.6%. ELLs made up 7.59% of all Seal earners in 2021-22. Figure 32 tracks ELLs who were awarded the NYSSB as a percentage of all Seal earners by region from 2015-16 through 2021-22. New York City has been a leader in recruiting ELLs to pursue the NYSSB. Their ELL participation in the NYSSB has risen drastically over the last two years to 26.99% of all Seal earners from New York City.

Figure 32. ELLs as a Percentage of all Seal Earners by Region (2016-2022)

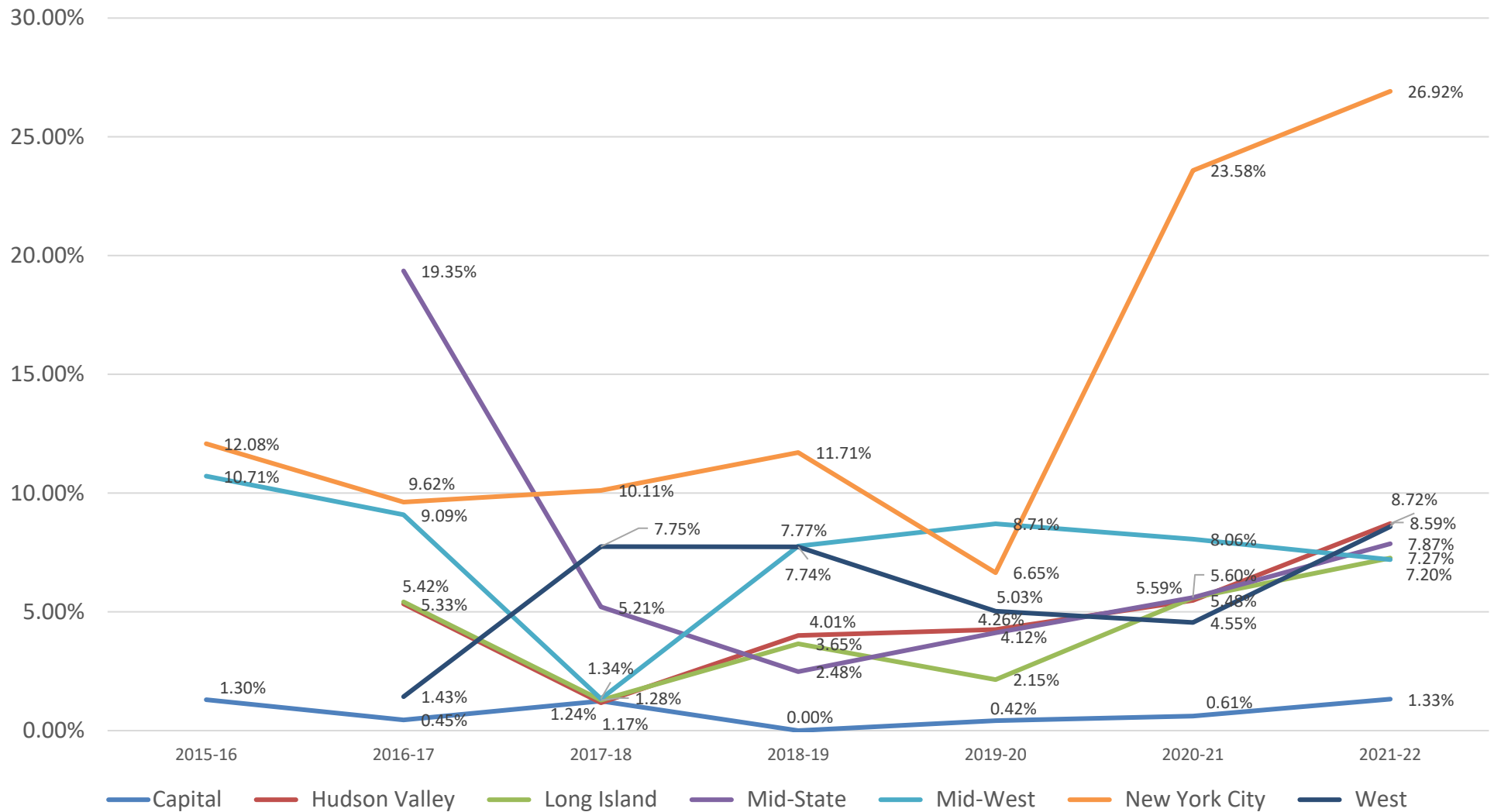


Table 5. Number of Students Awarded the NYSSB by ELL Status by Region (2016-2022)

Number of Students Awarded the NYSSB in the Capital Region by ELL Status (2016-2022)				
	ELLs	Ever ELLs	Never ELLs (Home Language = English)	Never ELLs (Home Language ≠ English)
2015-16	1	0	76	n/a
2016-17	1	0	222	n/a
2017-18	3	0	237	n/a
2018-19	0	4	338	n/a
2019-20	2	10	465	n/a
2020-21	4	18	578	54
2021-22	9	15	622	33

Number of Students Awarded the NYSSB in the Hudson Valley Region by ELL Status (2016-2022)				
	ELLs	Ever ELLs	Never ELLs (Home Language = English)	Never ELLs (Home Language ≠ English)
2015-16	0	0	0	n/a
2016-17	8	48	94	n/a
2017-18	3	76	177	n/a
2018-19	28	151	520	n/a
2019-20	37	186	646	n/a
2020-21	53	201	520	193
2021-22	116	251	650	314

Number of Students Awarded the NYSSB in the Long Island Region by ELL Status (2016-2022)				
	ELLs	Ever ELLs	Never ELLs (Home Language = English)	Never ELLs (Home Language ≠ English)
2015-16	0	0	30	n/a
2016-17	26	64	390	n/a
2017-18	8	103	513	n/a
2018-19	49	183	1,109	n/a
2019-20	32	266	1,192	n/a
2020-21	100	215	1,212	261
2021-22	174	294	1,619	308

**Number of Students Awarded the NYSSB in the Mid-State Region by ELL Status
(2016-2022)**

	ELLs	Ever ELLs	Never ELLs (Home Language = English)	Never ELLs (Home Language ≠ English)
2015-16	0	0	0	n/a
2016-17	6	0	25	n/a
2017-18	5	10	81	n/a
2018-19	7	38	237	n/a
2019-20	14	76	250	n/a
2020-21	20	39	278	20
2021-22	38	56	359	30

**Number of Students Awarded the NYSSB in the Mid-West Region by ELL Status
(2016-2022)**

	ELLs	Ever ELLs	Never ELLs (Home Language = English)	Never ELLs (Home Language ≠ English)
2015-16	3	0	25	n/a
2016-17	10	3	97	n/a
2017-18	2	7	140	n/a
2018-19	24	34	251	n/a
2019-20	29	28	276	n/a
2020-21	39	40	375	30
2021-22	38	33	424	33

**Number of Students Awarded the NYSSB in the New York City Region by ELL Status
(2016-2022)**

	ELLs	Ever ELLs	Never ELLs (Home Language = English)	Never ELLs (Home Language ≠ English)
2015-16	18	84	47	n/a
2016-17	28	154	109	n/a
2017-18	55	312	177	n/a
2018-19	83	440	186	n/a
2019-20	48	427	247	n/a
2020-21	179	333	105	142
2021-22	316	444	162	252

Number of Students Awarded the NYSSB in the Western Region by ELL Status (2016-2022)

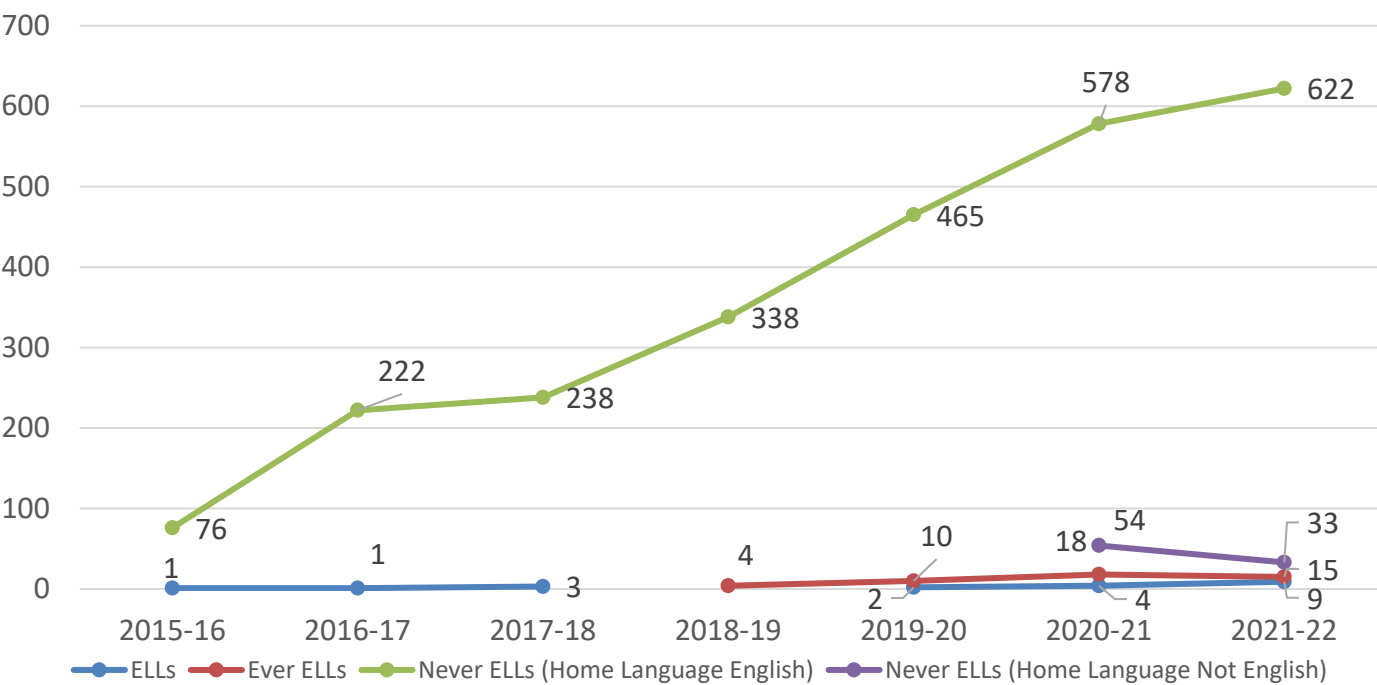
	ELLs	Ever ELLs	Never ELLs (Home Language = English)	Never ELLs (Home Language ≠ English)
2015-16	0	0	0	n/a
2016-17	1	10	59	n/a
2017-18	11	16	115	n/a
2018-19	27	23	299	n/a
2019-20	19	53	306	n/a
2020-21	22	20	425	16
2021-22	45	43	409	27



*2022 NYSSB graduates from Rhinebeck Senior High School
(Photo courtesy of Rhinebeck CSD)*

Figures 33A through 33G show the number of students who earned the NYSSB by ELL Status in each of the seven regions of New York from 2016 to 2022.

Figure 33A. Number of Students who Earned the NYSSB in the Capital Region by ELL Status (2016-2022)



2022 NYSSB graduates from Newburgh Free Academy
(Photo courtesy of Newburgh CSD)

Figure 33B. Number of Students who Earned the NYSSB in the Hudson Valley Region by ELL Status (2016-2022)

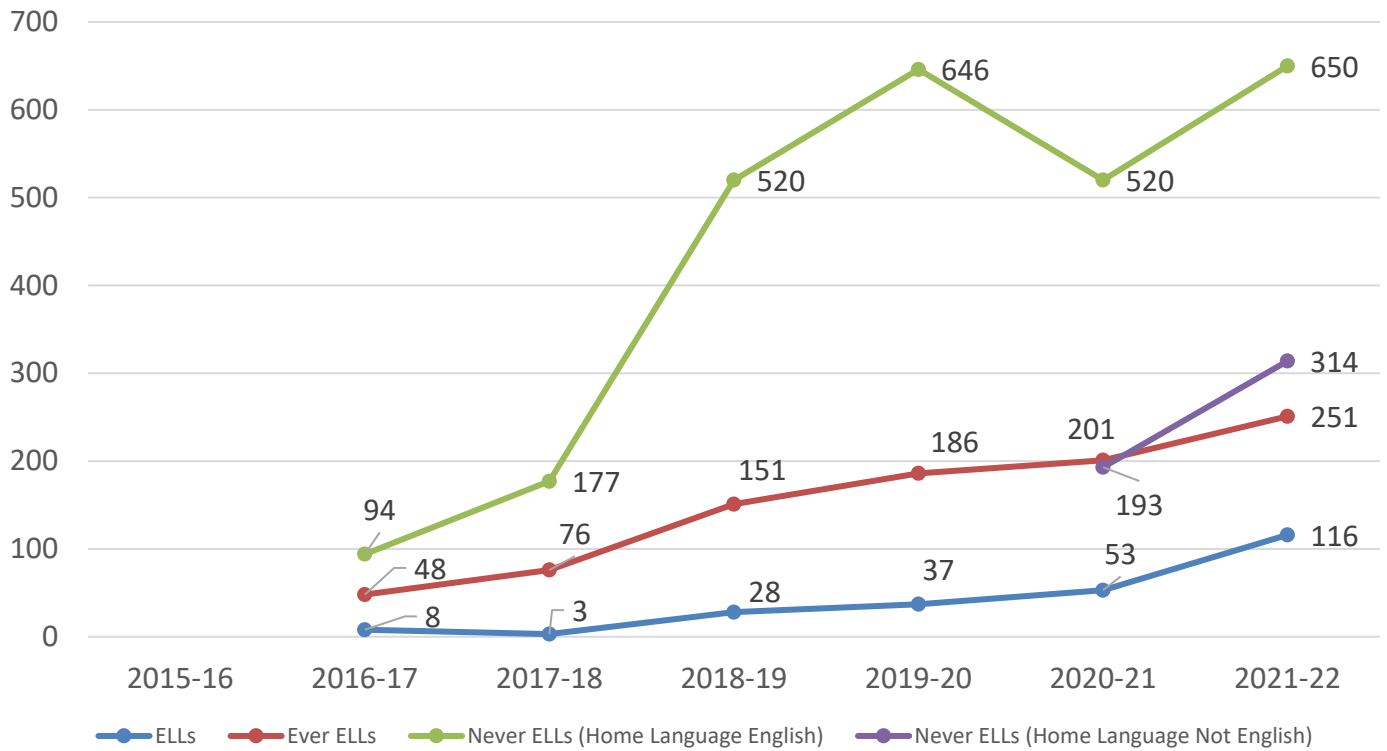


Figure 33C. Number of Students who Earned the NYSSB in the Long Island Region by ELL Status (2016-2022)

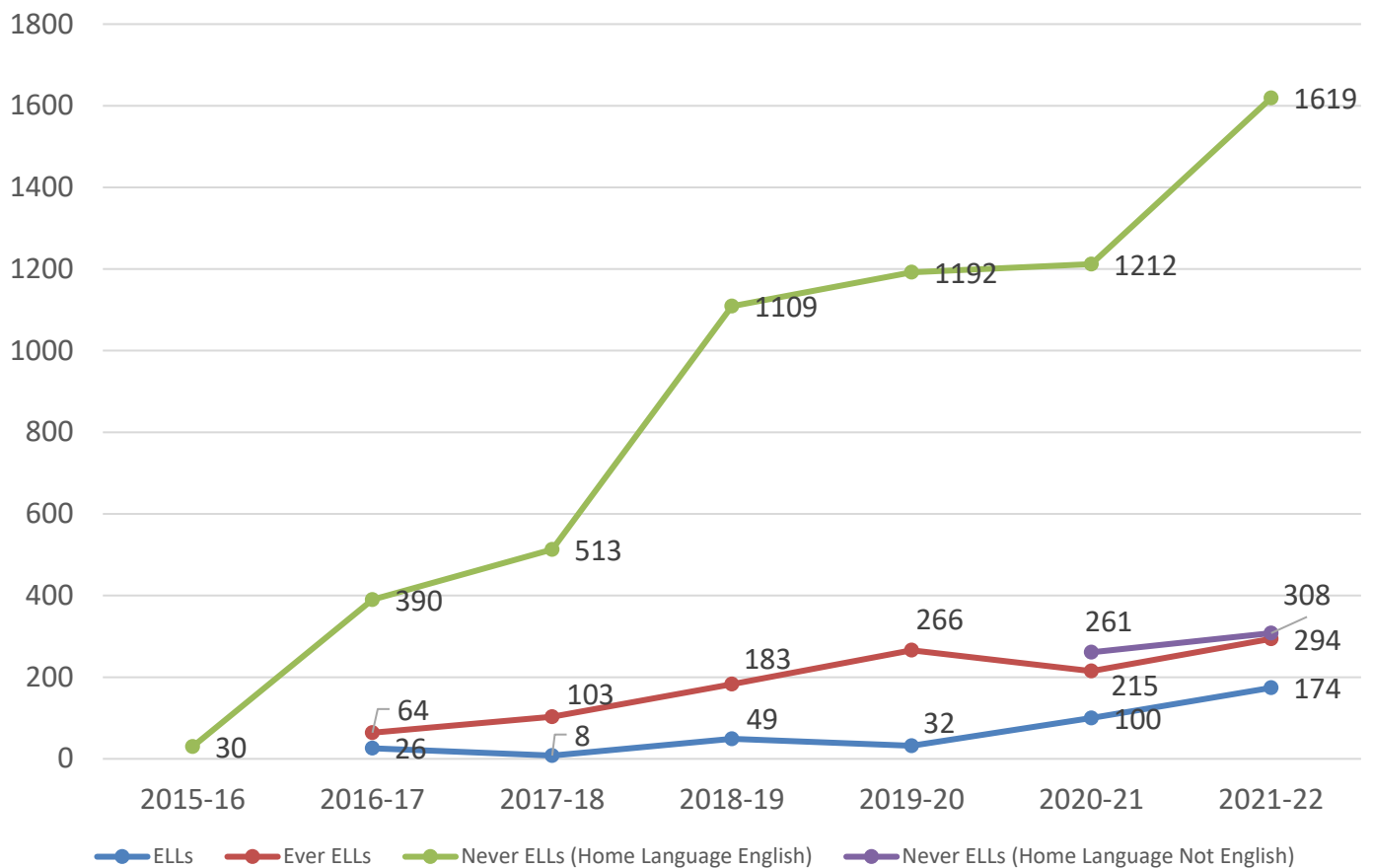
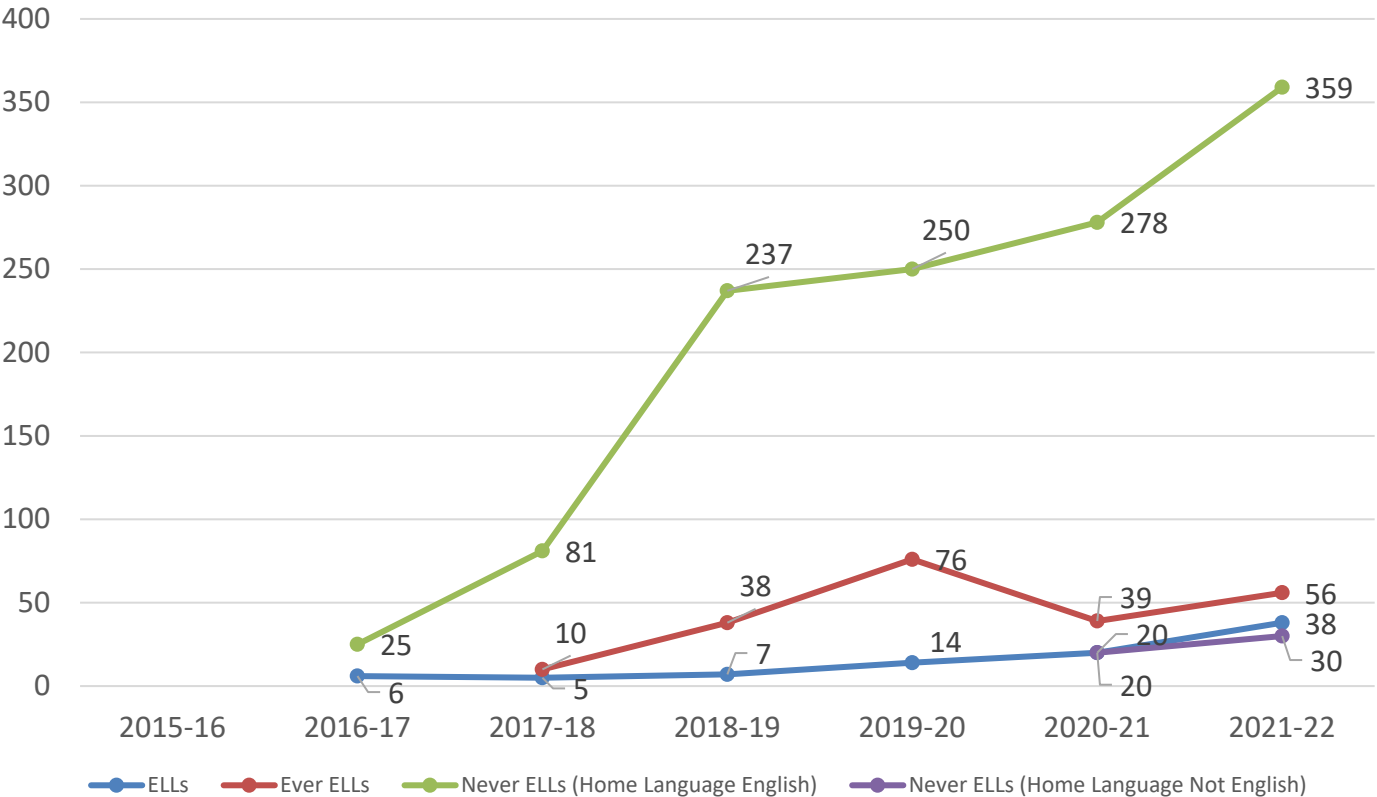


Figure 33D. Number of Students who Earned the NYSSB in the Mid-State Region by ELL Status (2016-2022)



2022 NYSSB graduates flanked by faculty from New Hartford Senior High School
(Photo courtesy of New Hartford CSD)



2022 NYSSB graduates from Newburgh Free Academy
(Photo courtesy of Newburgh CSD)

Figure 33E. Number of Students who Earned the NYSSB in the Mid-West Region by ELL Status (2016-2022)

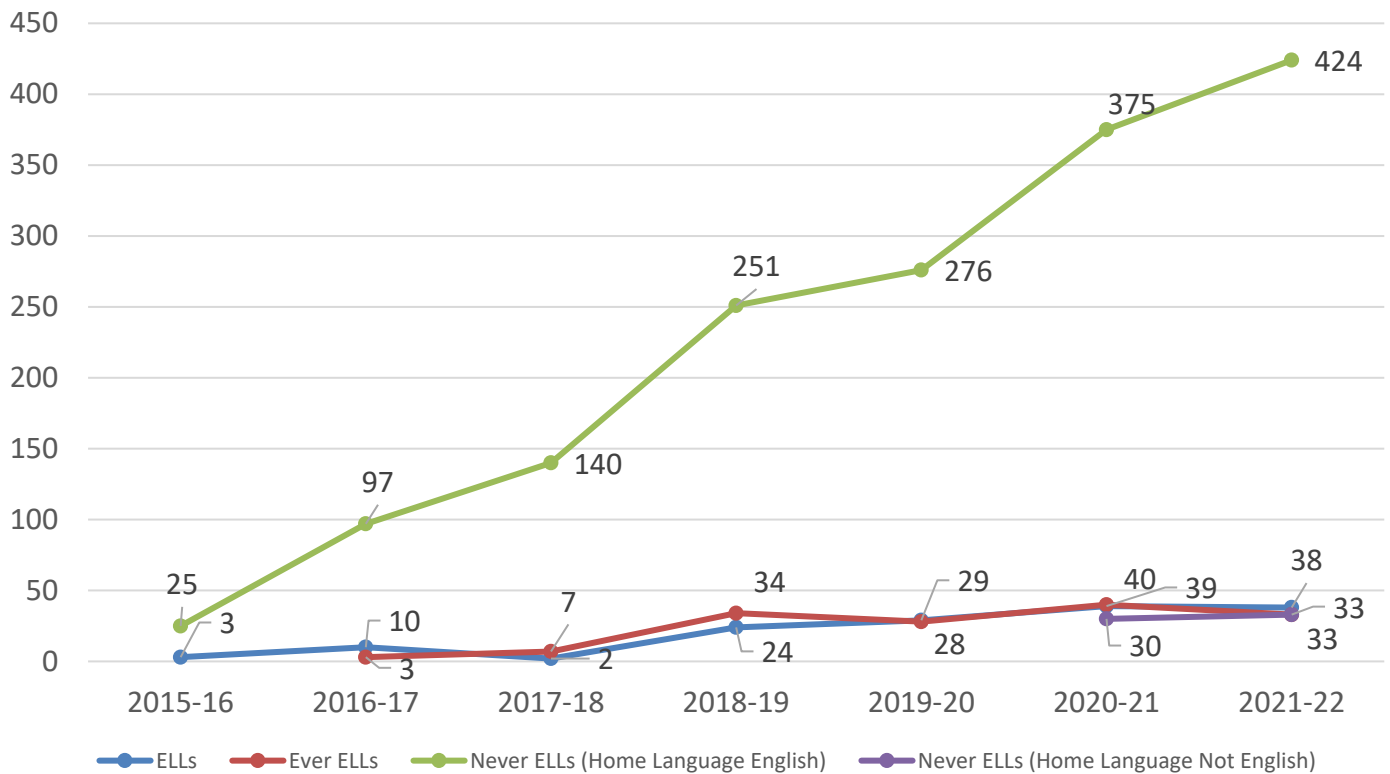


Figure 33F. Number of Students who Earned the NYSSB in the New York City Region by ELL Status (2016-2022)

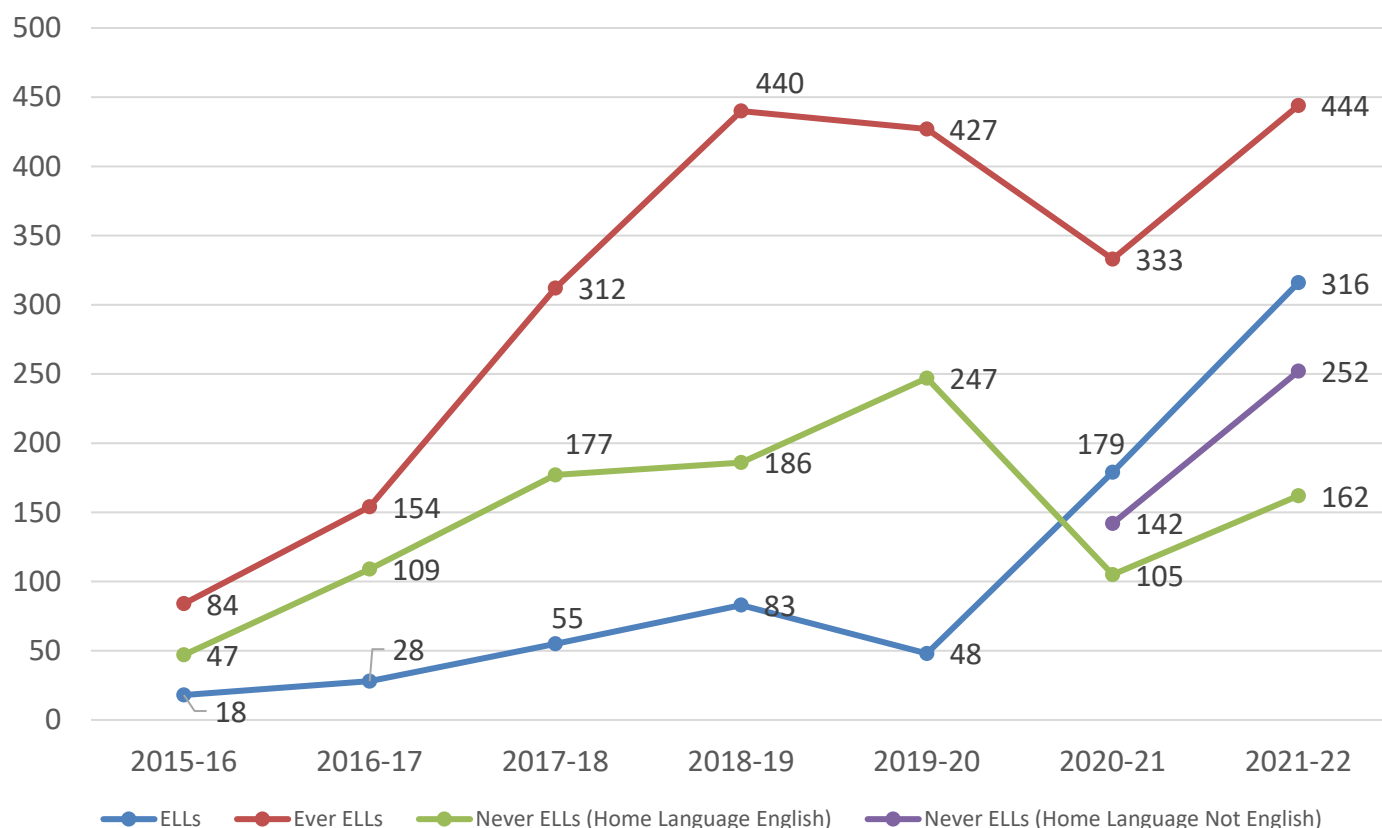
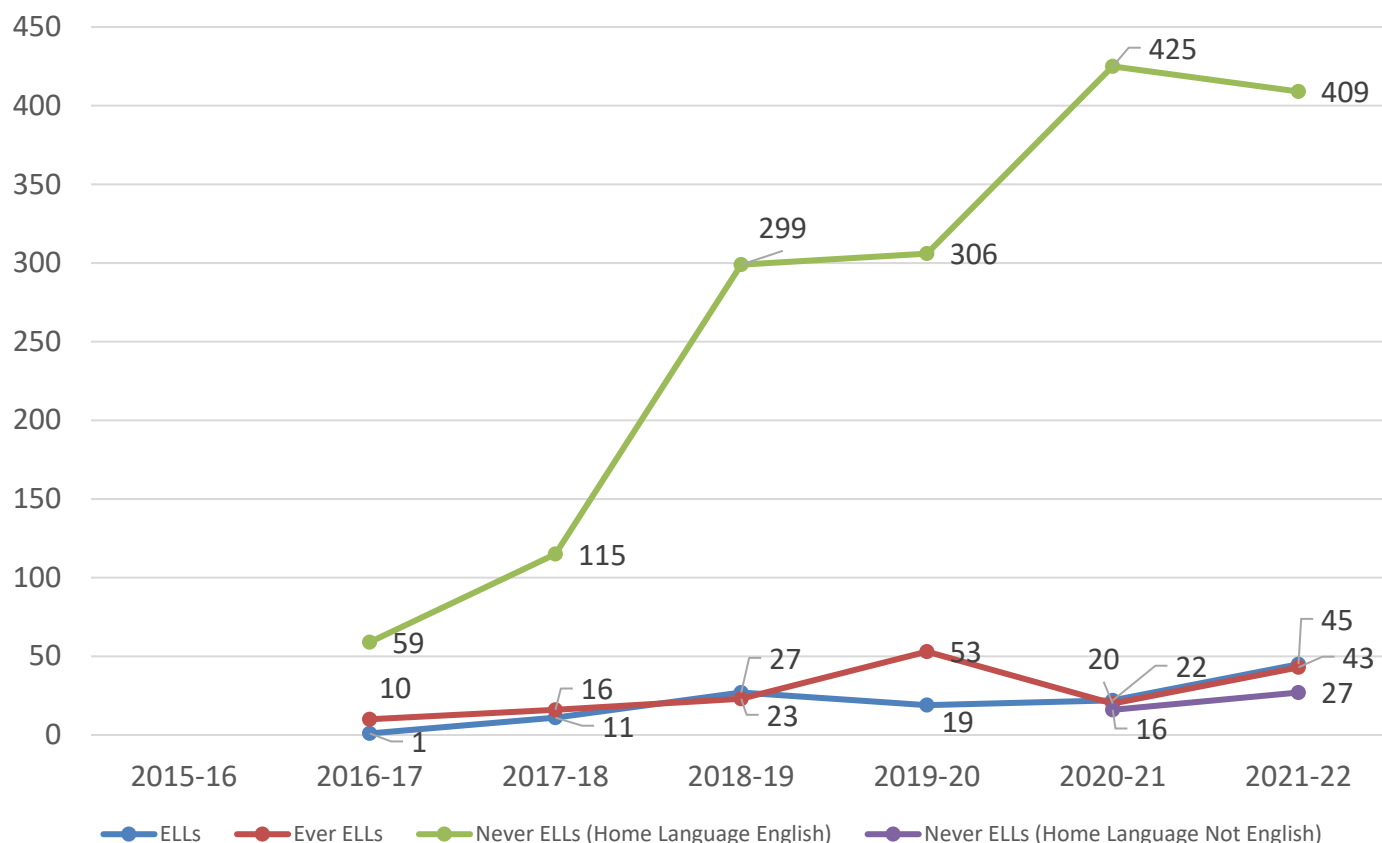


Figure 33G. Number of Students who Earned the NYSSB in the Western Region by ELL Status (2016-2022)





*2022 NYSSB graduates from Newburgh Free Academy
(Photo courtesy of Newburgh CSD)*

Growth Potential within Student Populations

Schools who wish to offer the NYSSB submit a School Notification Form to NYSED by December 1st of each year. On this form, schools identify and report the number of seniors that fall within the following four language diversity categories:

- Current ELLs;
- Ever ELLs;
- Never ELLs whose home language is English; and
- Never ELLs whose home language is other than English.

Based on this information, combined with the data provided on the End of Year Data form, which reports students who met all of the requirements to earn the NYSSB, the potential for growth within each region and within each school can be determined. Figure 34 on the following page shows the total students in each region who earned the NYSSB at participating schools (374) in 2021-22 as compared to those who were eligible, but did not pursue the NYSSB.

Figure 34. Total Eligible Students who Earned the NYSSB vs. Eligible Students Who Did Not Pursue the NYSSB from Participating Schools by Region (2021-22)



This potential for growth in the NYSSB can be disaggregated by ELL status to identify eligible students who did not pursue the NYSSB, providing additional information to schools to reinforce their recruitment efforts catered to individual student populations. Figures 35A through 35D show the percentage of students by ELL status from participating schools who earned the NYSSB in 2021-22 as compared to the percentage of eligible students who did not pursue the NYSSB.

Figure 35A shows that 20% of the statewide eligible population of ELLs was awarded the New York State Seal of Biliteracy. Figure 35B show that 14% of the eligible population of Ever ELLs statewide was awarded the Seal. Both figures demonstrate that a much larger percentage of current ELLs and Ever ELLs could be recruited and supported to earn the Seal. Both the percentage of ELLs and the percentage of Ever ELLs that earned the Seal increased as compared to last year (ELLs increased from 12% to 20%; Ever ELLs increased from 12% to 14%), suggesting increased recruitments efforts by schools in 2021-22.

Figure 35A. Percentage of **ELLs** who Earned the NYSSB vs. Eligible ELLs Who Didn't Pursue the NYSSB from Participating Schools (2021-22)

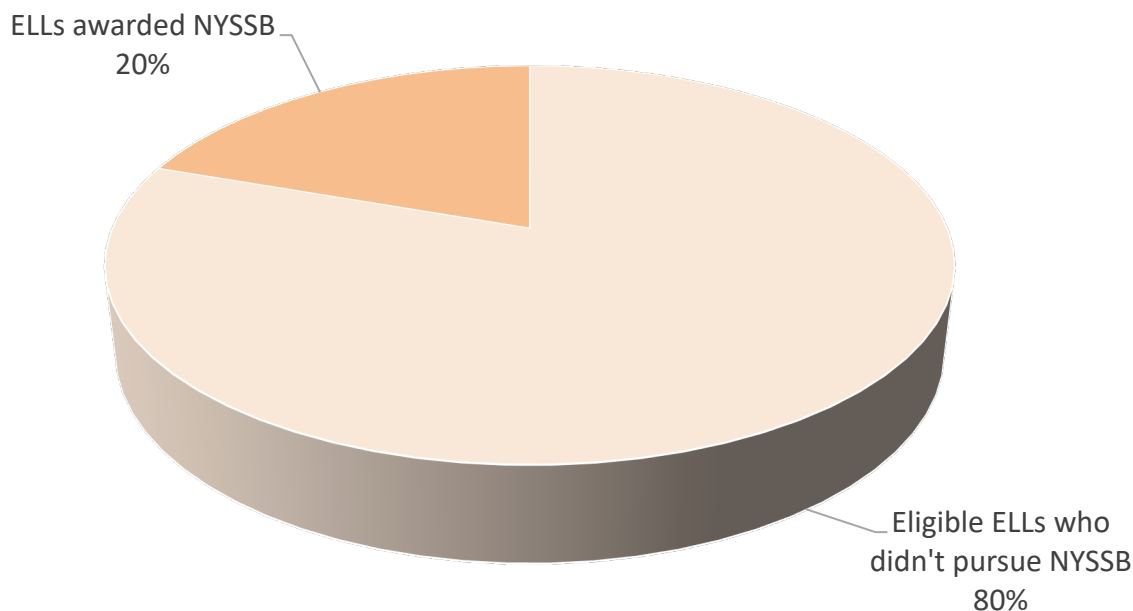
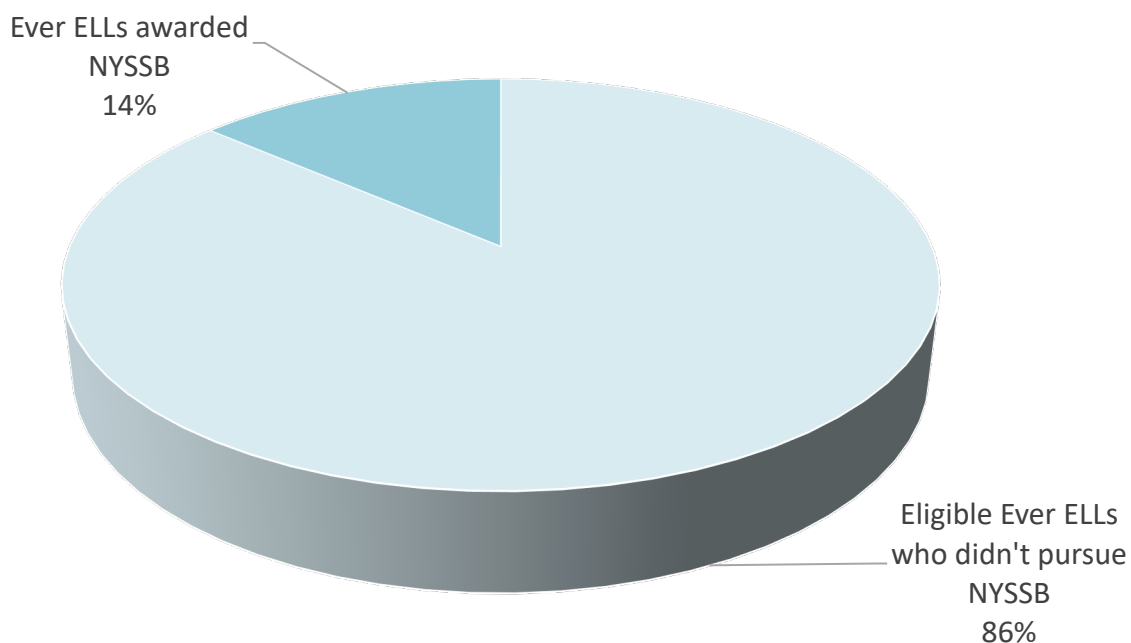


Figure 35B. Percentage of **Ever ELLs** who Earned the NYSSB vs. Eligible Ever ELLs Who Didn't Pursue the NYSSB from Participating Schools (2021-22)



Although the highest rate of participation in the Seal is from Never ELLs whose home language is English, Figure 35C still shows a large pool of untapped potential Seal earners. This percentage increased from 19% to 24% in 2021-22. In the same way, Figure 35D shows that only about 13% of the eligible Never ELLs whose home language is other than English from participating schools were awarded the NYSSB.

Figure 35C. Percentage of **Never ELLs whose Home Language is English** who Earned the NYSSB vs. Eligible Never ELLs whose Home Language is English Who Didn't Pursue the NYSSB from Participating Schools (2021-22)

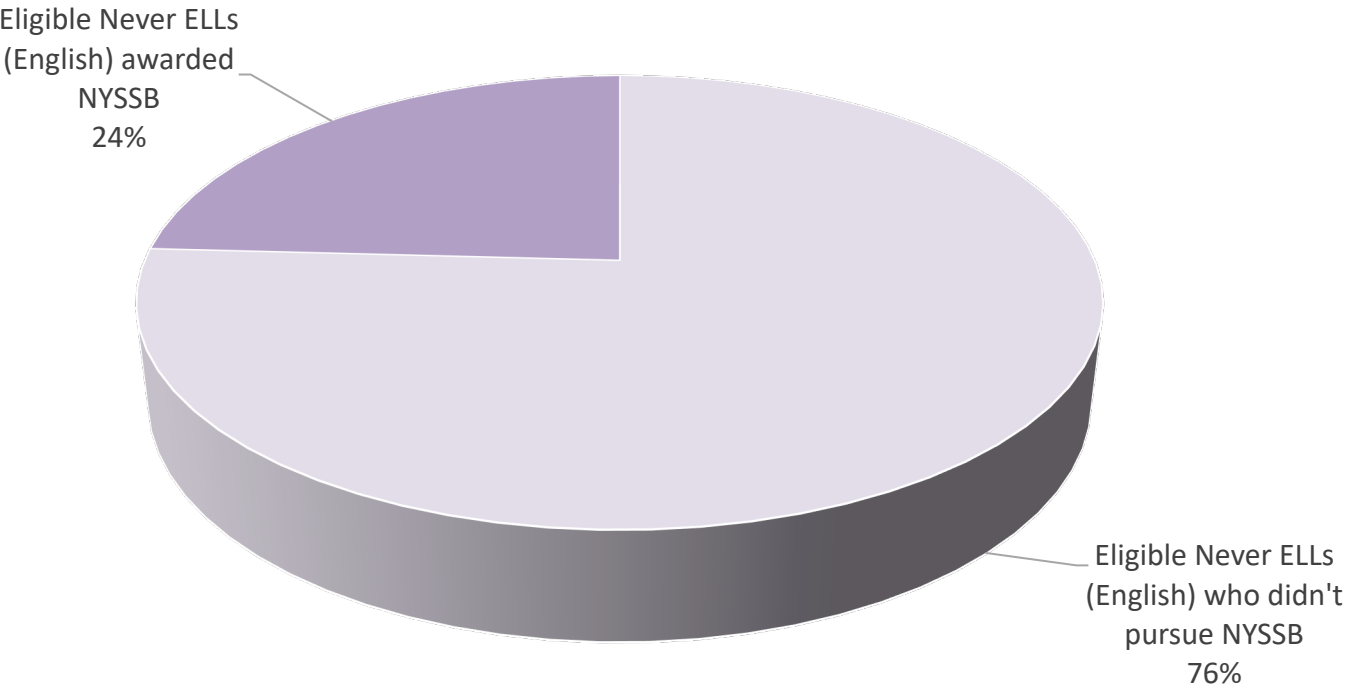
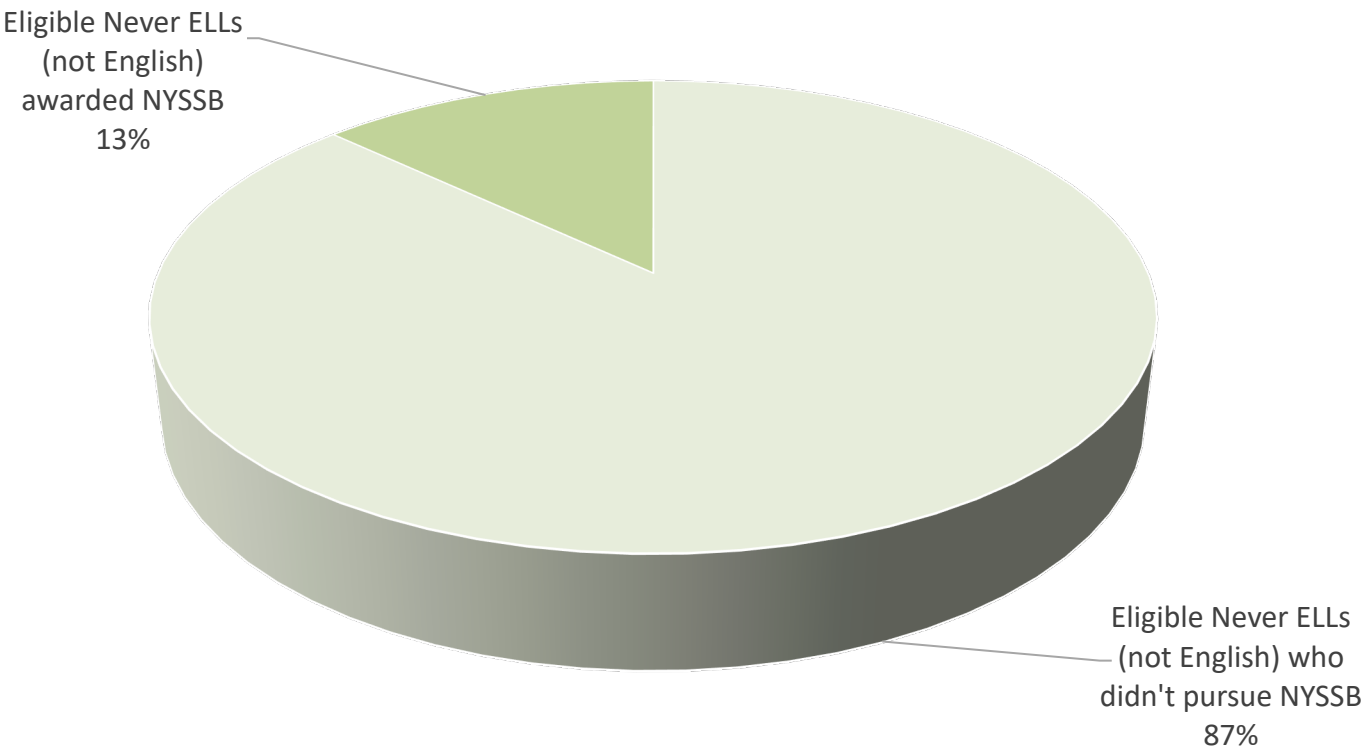


Figure 35D. Percentage of **Never ELLs whose Home Language is Other Than English** who Earned the NYSSB vs. Eligible Never ELLs whose Home Language is Other Than English Who Didn't Pursue the NYSSB from Participating Schools (2021-22)



Because each region is unique in their student populations, it is important that the analysis of potential growth be disaggregated by region. Figures 36A through 36D further breakdown the data from the prior pages by region.

Figure 36A. **ELLs who Earned the NYSSB vs. Eligible ELLs Who Didn't Pursue the NYSSB from Participating Schools by Region (2021-22)**

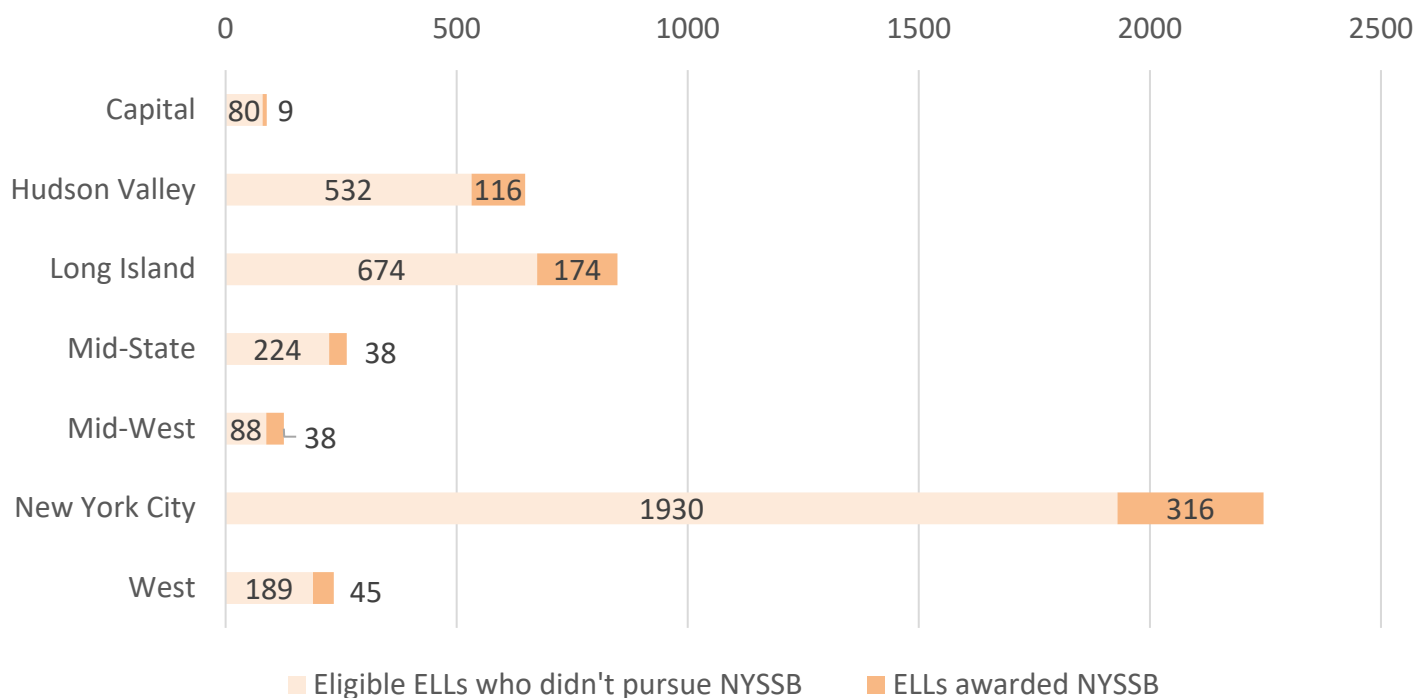
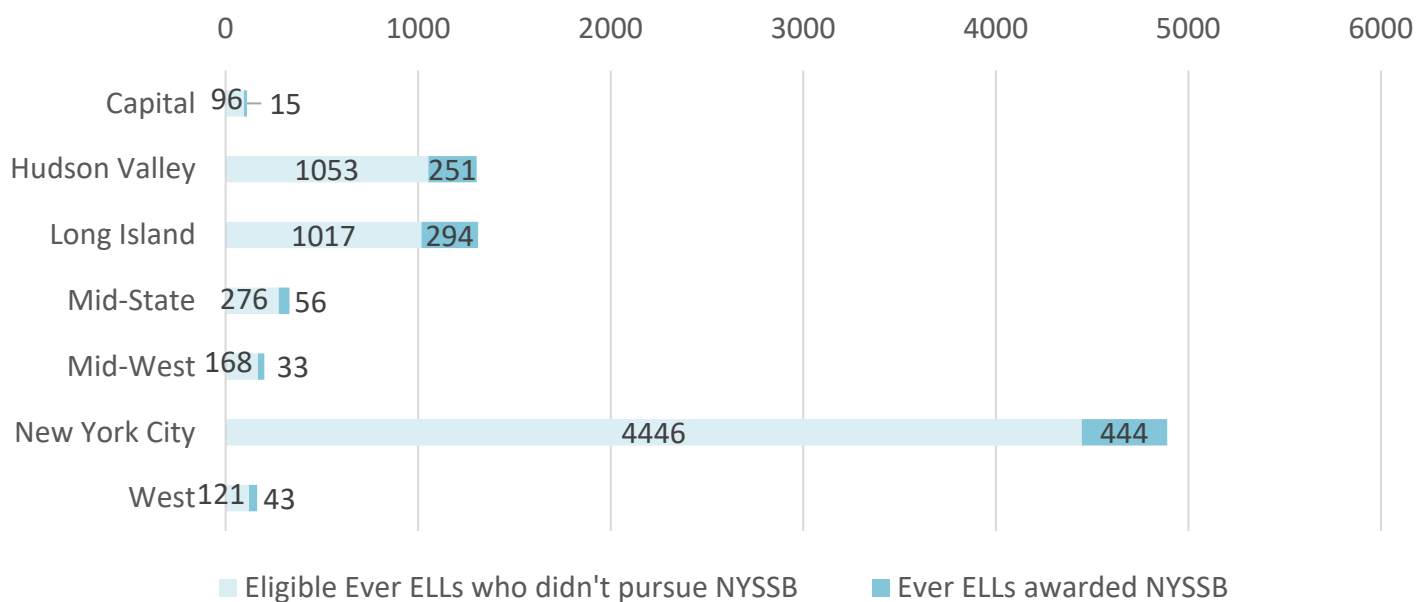


Figure 36B. **Ever ELLs who Earned the NYSSB vs. Eligible Ever ELLs Who Didn't Pursue the NYSSB from Participating Schools by Region(2021-22)**

Figure 36C. **Never ELLs whose Home Language is English who Earned the NYSSB vs. Eligible Never ELLs whose Home Language is English Who Didn't Pursue the NYSSB by Region (2021-22)**



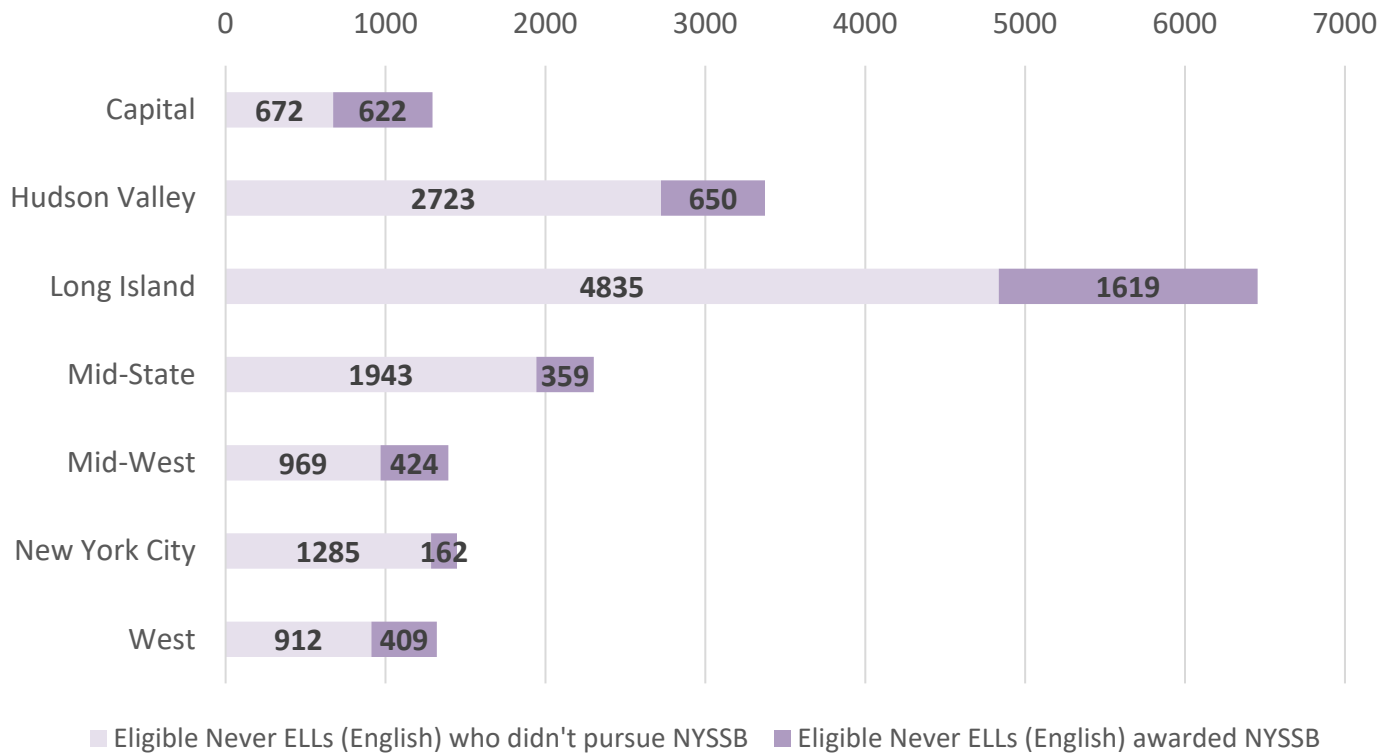
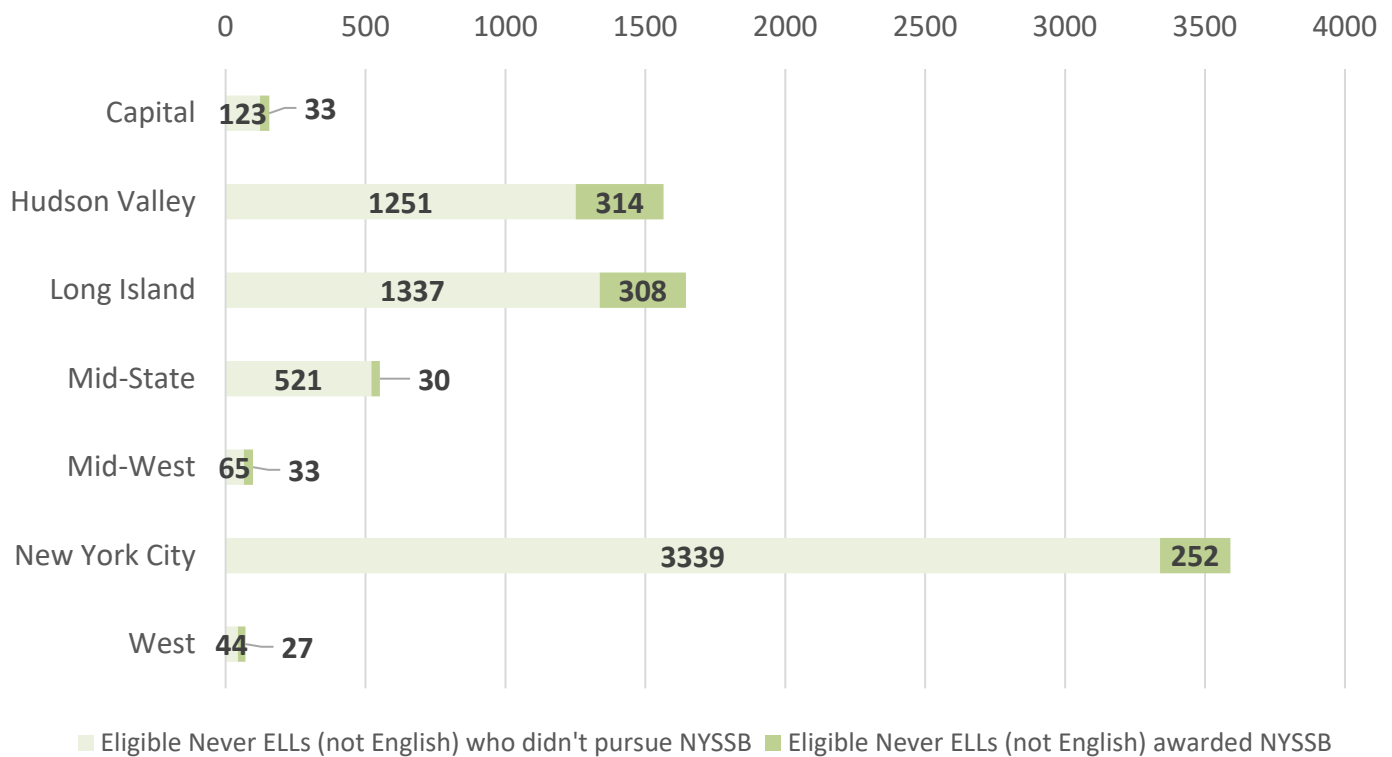


Figure 36D. *Never ELLs whose Home Language is Other Than English* who Earned the NYSSB vs. *Eligible Never ELLs whose Home Language is Other Than English Who Didn't Pursue the NYSSB* from Participating Schools by Region (2021-22)



World Languages in which Students Were Awarded the NYSSB

Students earned the NYSSB in English and 68 different world languages in 2021-22. Table 6 lists these world languages, as well as the number of separate Seals earned in those languages and the percentage that each language represents out of all Seals earned.

Table 6. World Languages in which Students were Awarded the NYSSB (2021-22)

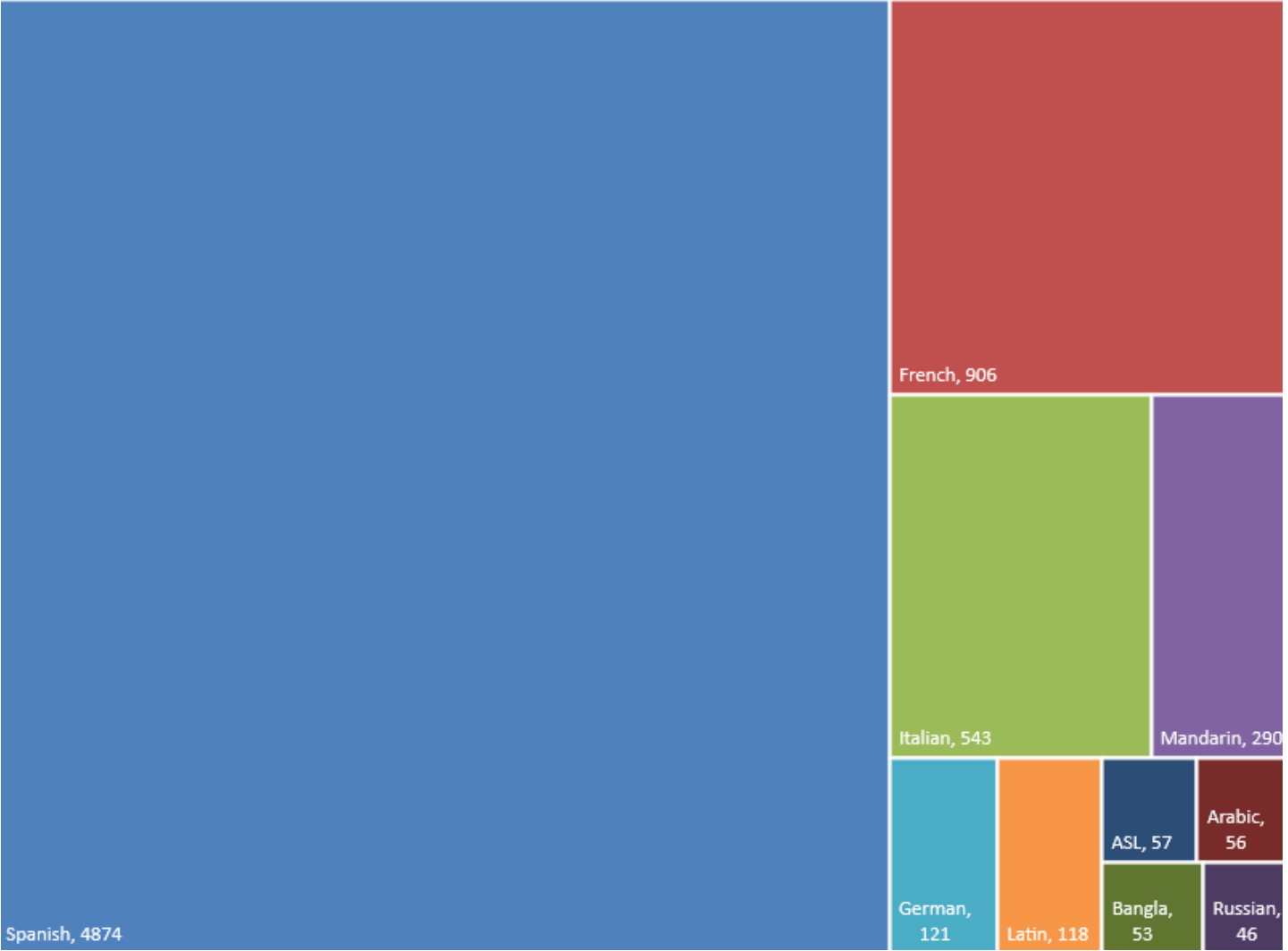
Languages	# of Seals Earned	% of Seals Earned
Albanian	12	0.16%
American Sign Language	57	0.78%
Arabic	56	0.77%
Azerbaijani	1	0.01%
Bambara	1	0.01%
Bangla	53	0.73%
Bosnian	4	0.05%
Bulgarian	3	0.04%
Burmese	6	0.08%
Croatian	1	0.01%
Czech	1	0.01%
Dari	3	0.04%
Dutch	3	0.04%
Farsi	6	0.08%
French	906	12.40%
Fulani	3	0.04%
German	121	1.66%
Greek	2	0.03%
Guarani	1	0.01%
Gujarati	1	0.01%
Haitian Creole	4	0.05%
Hebrew	6	0.08%
Hindi	4	0.05%
Hungarian	1	0.01%
Igbo	1	0.01%
Italian	546	7.47%
Japanese	14	0.19%
Karen	8	0.11%
Karenni	1	0.01%
Kinyarwanda	7	0.10%
Kizigua	1	0.01%
Korean	13	0.18%
Krio	1	0.01%
Latin	118	1.62%
Lingala	1	0.01%

Languages	# of Seals Earned	% of Seals Earned
Macedonian	1	0.01%
Mai	1	0.01%
Malay	1	0.01%
Malayalam	2	0.03%
Mandarin	290	3.97%
Mandinka	2	0.03%
Nepali	9	0.12%
Onondaga	1	0.01%
Pashto	2	0.03%
Poe Karen	1	0.01%
Polish	19	0.26%
Portuguese	7	0.10%
Punjabi	9	0.12%
Romanian	2	0.03%
Russian	46	0.63%
Serbian	4	0.05%
Somali	9	0.12%
Soninke	3	0.04%
Spanish	4,874	66.68%
Swahili	6	0.08%
Swedish	3	0.04%
Tagalog	8	0.11%
Telugu	1	0.01%
Thai	1	0.01%
Tigrinya	1	0.01%
Turkish	7	0.10%
Tuscarora	2	0.03%
Twi	1	0.01%
Ukrainian	10	0.14%
Urdu	14	0.19%
Vietnamese	5	0.07%
Yoruba	1	0.01%
Total	7,310	100.00%

Most Frequent Languages in which Students Were Awarded the NYSSB

The following treemap represents the ten most frequent languages in which students were awarded the NYSSB in 2021-22. In this chart, each language is represented by a rectangular shape, where the size corresponds to the relative number of Seal earners in that language.

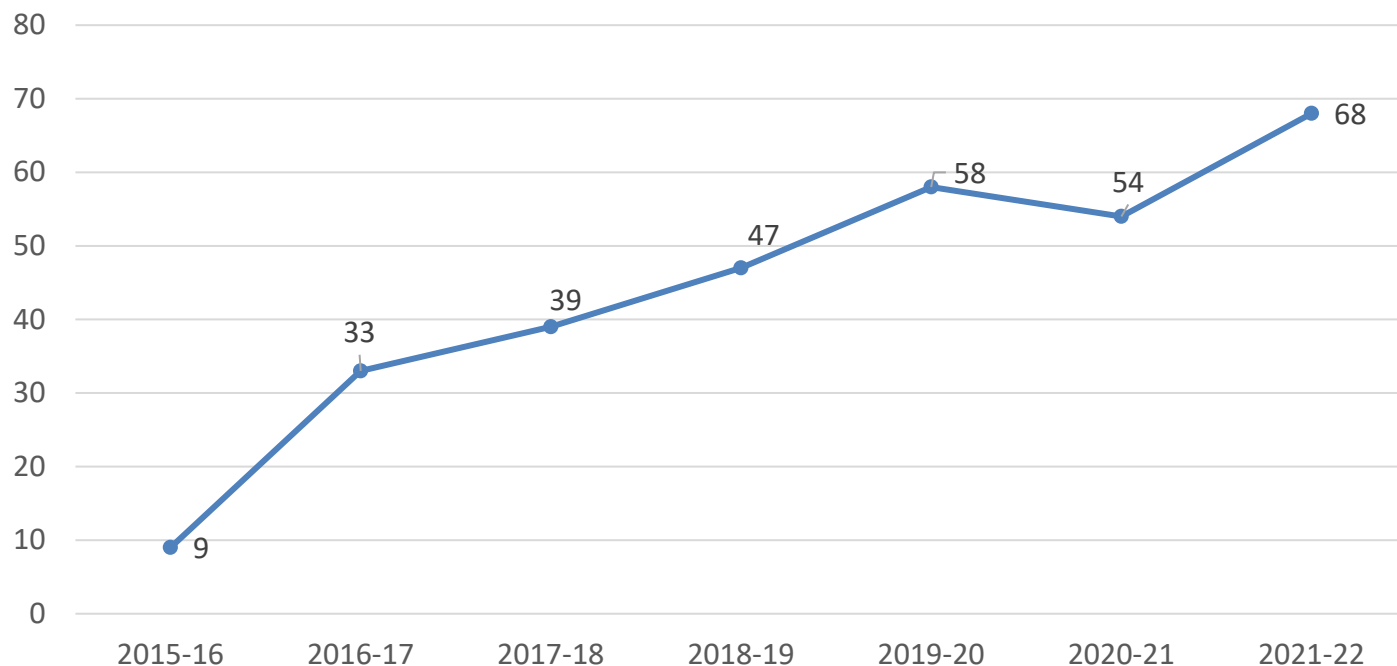
Figure 37. Treemap of the Most Frequent Languages in which Students Were Awarded the NYSSB (2021-22)



2022 NYSSB graduates flanked by faculty from West Seneca West Senior High School (Photo courtesy of West Seneca CSD)

The number of world languages other than English in which students were awarded the NYSSB has increased steadily since 2015-16.

Figure 38. Number of World Languages Other Than English in which Students Were Awarded the NYSSB (2016-2022)



Earning the NYSSB in Two or More World Languages

There were a total of 7,114 individual students who earned the NYSSB in 2021-22. A total of 6,930 students earned the NYSSB in one world language in addition to English, 173 earned it in two world languages in addition to English, 10 students earned it in three world languages in addition to English, and one student earned it in four world languages in addition to English.

Table 7. Number of Students Awarded the NYSSB in One, Two, Three, or Four World Languages in Addition to English (2019-2022)*

	2018-19	2019-20	2020-21	2021-22
Number of Students awarded NYSSB in 1 world language + English	4,028	4,526	5,399	6,930
Number of Students awarded NYSSB in 2 world languages + English	2	80	89	173
Number of Students awarded NYSSB in 3 world languages + English	1	3	4	10
Number of Students awarded NYSSB in 4 world languages + English	0	0	0	1
Total	4,031	4,609	5,492	7,114

*Students are only reported in the category that represents the total number of world languages in which they earned the Seal. Students are not double counted, that is, a student who earns the Seal in three world languages is only reported in that category and is not counted in the category for students who earned the Seal in a single world language or in two world languages.

Tables 8 and 9 show the second and third world languages in addition to English in which students were awarded the NYSSB in 2021-22.

Table 8. Number of Students Completing the NYSSB in Two World Languages in Addition to English by the Second Language (2021-22)

Languages	Number of Secondary Seals Earned by Language
Albanian	4
American Sign Language	4
Arabic	2
Bangla	1
Bosnian	1
Bulgarian	3
Burmese	1
Czech	1
Farsi	2
French	28
Fulani	1
German	4
Greek	1
Guarani	1
Hindi	2
Hungarian	1
Italian	13

Languages	Number of Secondary Seals Earned by Language
Japanese	2
Karen	1
Latin	6
Mandarin	9
Nepali	1
Pashto	1
Polish	9
Portuguese	5
Punjabi	1
Romanian	2
Russian	10
Serbian	1
Spanish	60
Swedish	1
Ukrainian	3
Vietnamese	2
Total	184



Lejla Mujakovic, New York State's first Seal of Biliteracy graduate in English and four world languages (2022) from Vestal High School (Photo courtesy of Vestal CSD)

Table 9. Number of Students Completing the NYSSB in Three World Languages in Addition to English by the Third Language (2021-22)

Languages	Number of Tertiary Seals Earned by Language
American Sign Language	1
Croatian	1
Dari	2
Hebrew	1
Italian	1
Korean	1
Poe Karen	1
Russian	2
Spanish	1
Total	11

To earn the NYSSB, students must demonstrate a high level of proficiency in English and another world language by earning three points in each language according to the criteria established by the NYS Board of Regents (see Appendix A, page 103). To earn the NYSSB in more than one world language in addition to English, students must earn three points in English and three points in each additional language. In 2021-22, all regions had at least 11 students who earned the NYSSB in two world languages in addition to English. Tables 10A-G show schools by region that had at least one student who earned the NYSSB in English and two world languages in 2021-22.

Table 10A. Schools in the Capital Region with Students who Earned the NYSSB in Two World Languages in Addition to English (2021-22)

Capital Region	
School	Number of Secondary Seals Earned
Bethlehem CSHS	4
Mohonasen SHS	1
Niskayuna HS	2
Queensbury SHS	2
Saratoga Springs HS	2
Shaker HS	1
Shenendehowa HS	2
Total	14

Table 10B. Schools in the Hudson Valley Region with Students who Earned the NYSSB in Two World Languages in Addition to English (2021-22)

Hudson Valley	
School	Number of Secondary Seals Earned
Binghamton HS	1
Brewster HS	1
Bronxville HS	2
Harrison HS	4
Hastings HS	5
James I. O'Neill HS	1
Kingston HS	1
Middletown HS	2
Minisink Valley HS	1
Monroe-Woodbury HS	3
Nanuet HS	1
New Paltz SHS	1
Newburgh Free Academy	1
Nyack SHS	1
Pine Bush SHS	1
Putnam Valley HS	1
Roy C. Ketcham SHS	3
Tappan Zee HS	1
White Plains SHS	13
Yorktown HS	1
Total	45



*2022 NYSSB graduate from
Newburgh Free Academy
(Photo courtesy of Newburgh CSD)*

Table 10C. Schools in the Long Island Region with Students who Earned the NYSSB in Two World Languages in Addition to English (2021-22)

Long Island	
School	Number of Secondary Seals Earned
Baldwin SHS	1
Brentwood HS	3
Commack HS	2
Connetquot HS	4
Deer Park HS	4
Eastport-South Manor JSHS	1
Freeport HS	5
George W. Hewlett HS	1
Harborfields HS	1
Hempstead HS	1
Huntington HS	2
John F. Kennedy HS	1
Lindenhurst SHS	9
Locust Valley HS	2
Longwood HS	3
Massapequa HS	5
North Shore SHS	4
Patchogue-Medford HS	1
Roslyn HS	1
Seaford SHS	1
Southampton HS	1
St. John the Baptist HS	1
Syosset SHS	2
Valley Stream Central HS	1
Valley Stream North HS	4
Ward Melville SHS	1
Total	62

Table 10D. Schools in the Mid-State Region with Students who Earned the NYSSB in Two World Languages in Addition to English (2021-22)

Mid-State	
School	Number of Secondary Seals Earned
Cazenovia HS	1
Charles W. Baker HS	2
Cicero-North Syracuse HS	1
Henninger HS	2
Ithaca SHS	4
Jamesville DeWitt HS	3
Liverpool HS	5
Marcellus HS	2
Thomas R. Proctor HS	1
West Genesee SHS	1
Total	22

Table 10E. Schools in the Mid-West Region with Students who Earned the NYSSB in Two World Languages in Addition to English (2021-22)

Mid-West	
School	Number of Secondary Seals Earned
Caledonia-Mumford HS	1
Geneva HS	1
Honeoye Falls-Lima SHS	1
Rochester Early College International HS	1
Vestal SHS	6
Wayland-Cohocton HS	2
Webster-Schroeder HS	4
Total	16

Table 10F. Schools in the New York City Region with Students who Earned the NYSSB in Two World Languages in Addition to English (2021-22)

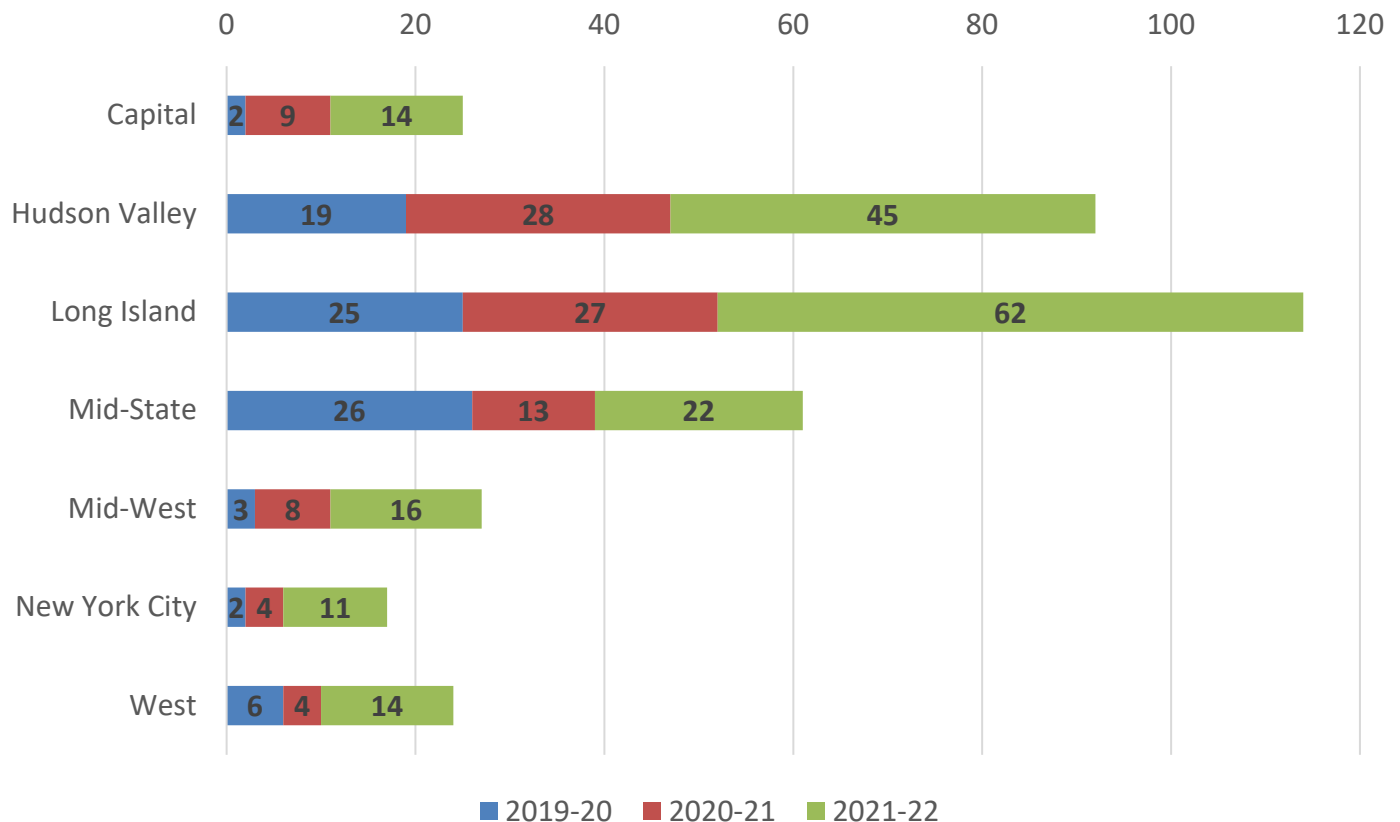
New York City	
School	Number of Secondary Seals Earned
Brooklyn Technical HS	2
Claremont International HS	1
Forest Hills HS	1
Preston HS	7
Total	11

Table 10G. Schools in the Western Region with Students who Earned the NYSSB in Two World Languages in Addition to English (2021-22)

Western	
School	Number of Secondary Seals Earned
Amherst Central HS	2
City Honors School	1
Clarence SHS	3
Hutchinson Central Technical HS	2
Iroquois HS	2
Lancaster HS	2
Lewiston Porter SHS	1
West Seneca East SHS	1
Total	14

Figure 39 shows the number of schools from each region that awarded the NYSSB to students in two world languages in addition to English from 2019-20 to 2021-22.

Figure 39. Number of Schools that Awarded the NYSSB in Two World Languages in Addition to English by Region (2020-2022)



In 2020-21, four regions each had one student who earned the NYSSB in three world languages in addition to English, as shown in tables 11A-D. In 2021-22, four regions (Hudson Valley, Long Island, Mid-State, and Mid-West) had multiple students who earned the Seal in three world languages in addition to English.

Table 11A. Schools in the Hudson Valley Region with Students who Earned the NYSSB in Three World Languages in Addition to English (2021-22)

Hudson Valley	
School	Number of Tertiary Seals Earned
Gorton HS	3
Hastings HS	1
Total	4

Table 11C. Schools in the Mid-State Region with Students who Earned the NYSSB in Three World Languages in Addition to English (2021-22)

Mid-State	
School	Number of Tertiary Seals Earned
Ithaca SHS	1
Liverpool HS	2
Total	3

Table 11B. Schools in the Long Island Region with Students who Earned the NYSSB in Three World Languages in Addition to English (2021-22)

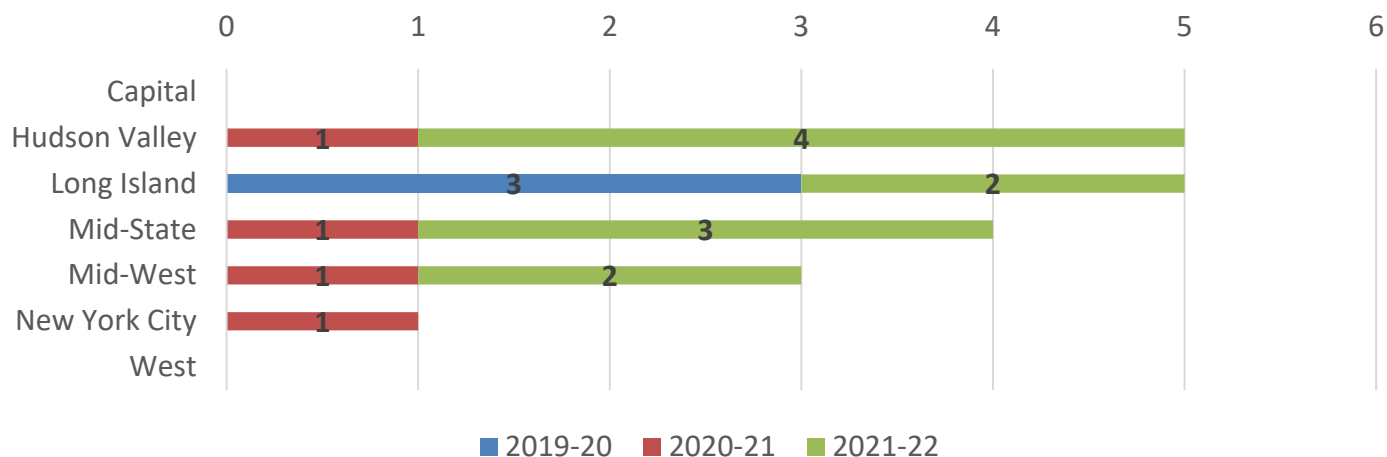
Long Island	
School	Number of Tertiary Seals Earned
Freeport HS	1
Southampton HS	1
Total	2

Table 11D. Schools in the Mid-West Region with Students who Earned the NYSSB in Three World Languages in Addition to English (2021-22)

Mid-West	
School	Number of Tertiary Seals Earns
Rochester Early College International HS	1
Vestal SHS	1
Total	2

Figure 40 shows the number of schools from each region that awarded the NYSSB to students in three world languages in addition to English from 2019-20 to 2021-22.

Figure 40. Number of Schools that Awarded the NYSSB in Three World Languages in Addition to English by Region (2020-2022)



Earning Points Toward the NYSSB in English

To earn the NYSSB, students must earn 3 points in English and 3 points in a world language by demonstrating a high level of proficiency in both through various assessments. This point matrix provides a multitude of ways in which students can earn these points to achieve the NYSSB (see Appendix A on page 103). Figure 41 below shows the evolution of the use of various assessment points to earn the NYSSB.

Figure 41. Number of Students that Used Various Points in English to Earn the NYSSB (2016-2022)

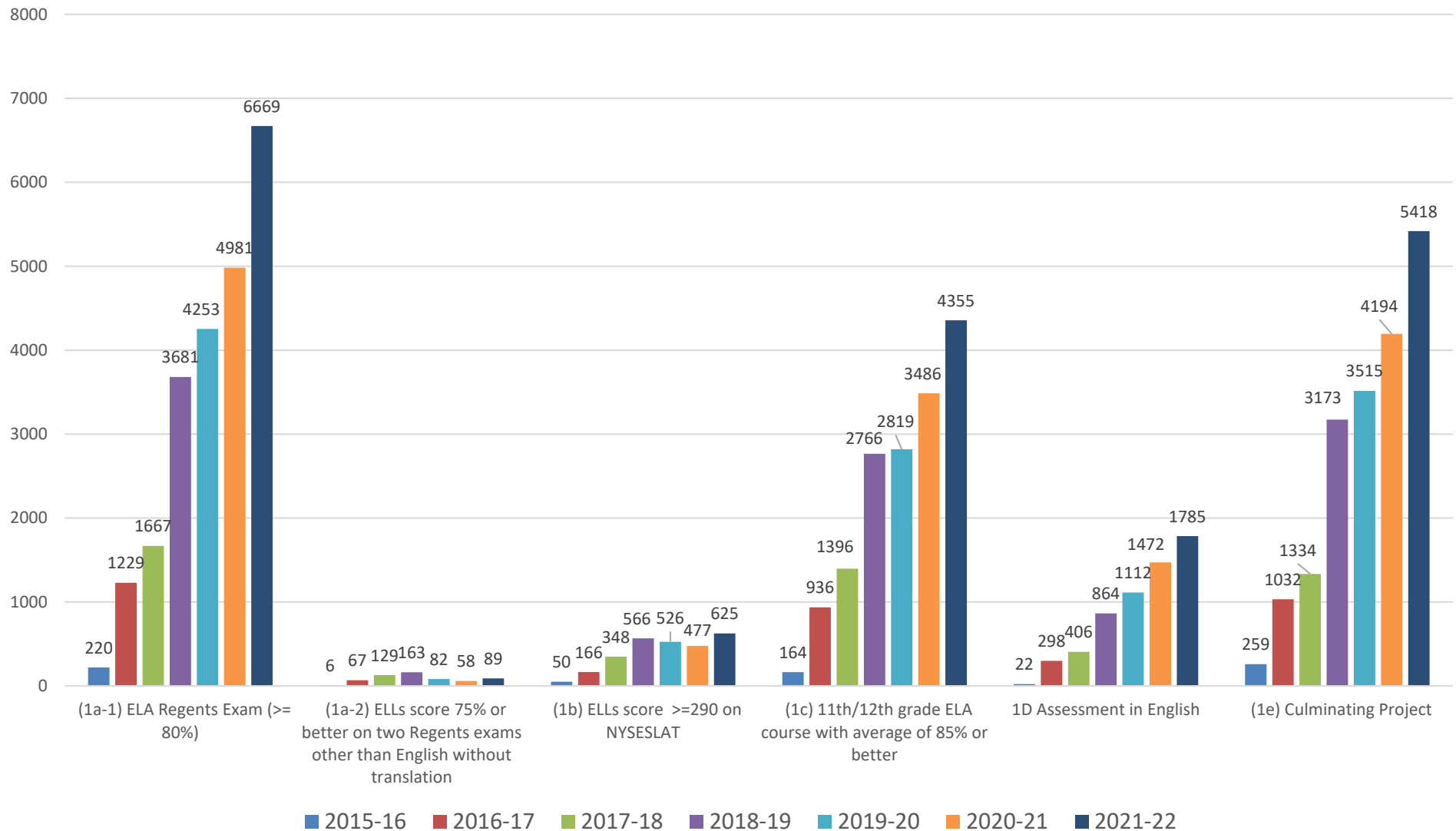
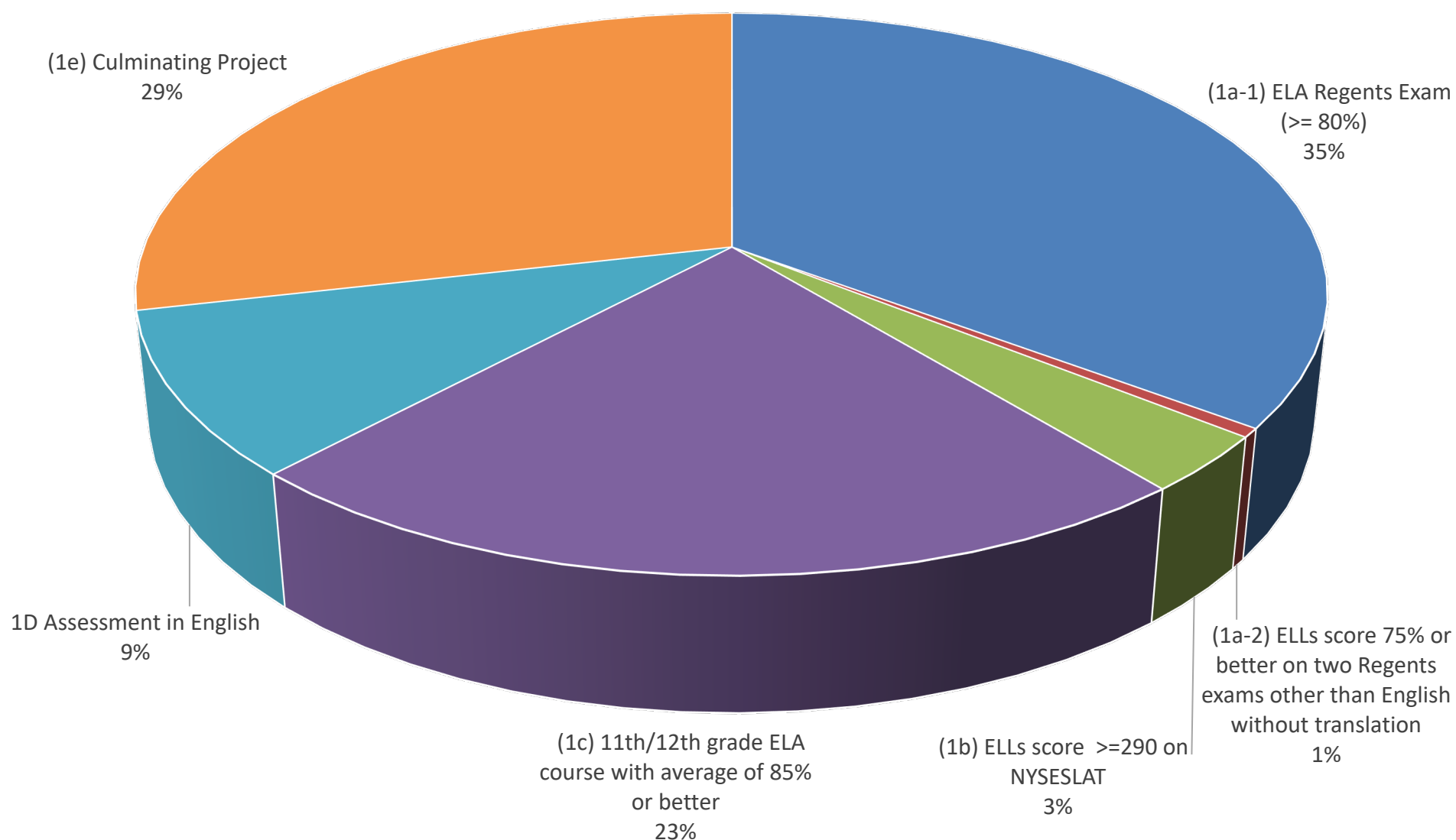


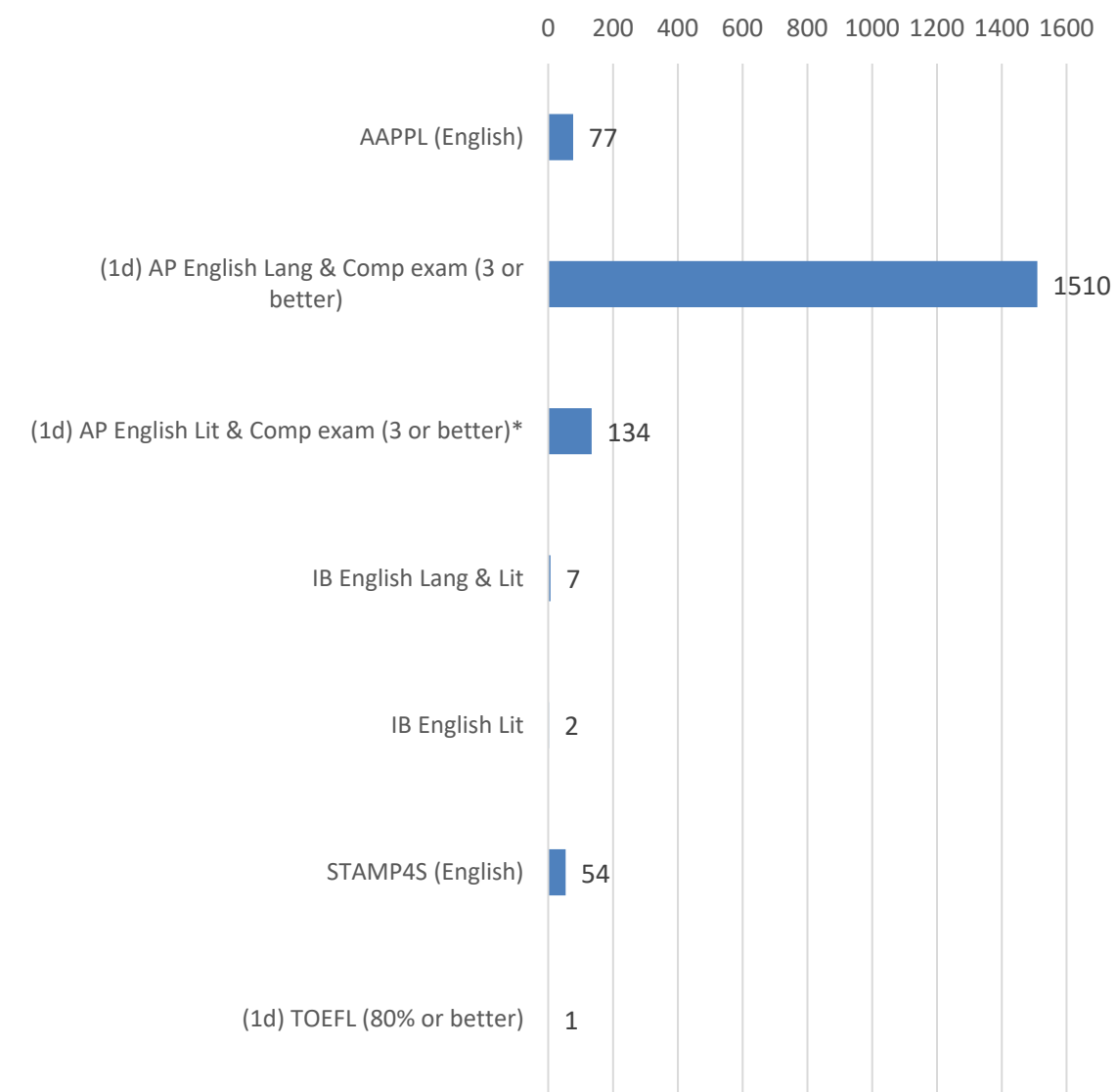
Figure 42. Points from Criteria Used to Satisfy the English Requirements of the NYSSB as a Percentage of All English Points (2021-22)



When the student data is disaggregated by ELL status (see Figures 44A through 44D on page 76), different patterns of use of the various criteria emerge.

Prior to 2020-21, the use of criterion 1D did not separate out the AP and TOEFL exams. In 2020-21, schools began reporting these exams separately on the End of Year Data Form. In 2021-22, schools began reporting all exams separately. Figure 43 below shows the use of various English assessment points used to earn the NYSSB.

Figure 43. Number of Students that Used Various Assessments as Points in English toward Criterion 1D to Earn the NYSSB (2021-22)



2022 NYSSB graduates from Onondaga Senior High School
(Photo courtesy of Onondaga CSD)

Figure 44A. How ELLs Earned Points toward the NYSSB in English (2021-22)

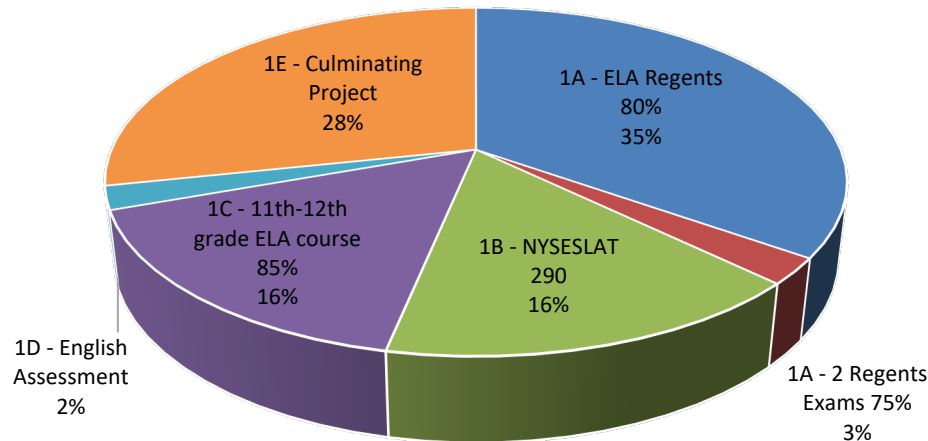


Figure 44C. How Never ELLs (HL = English) Earned Points toward the NYSSB in English (2021-22)

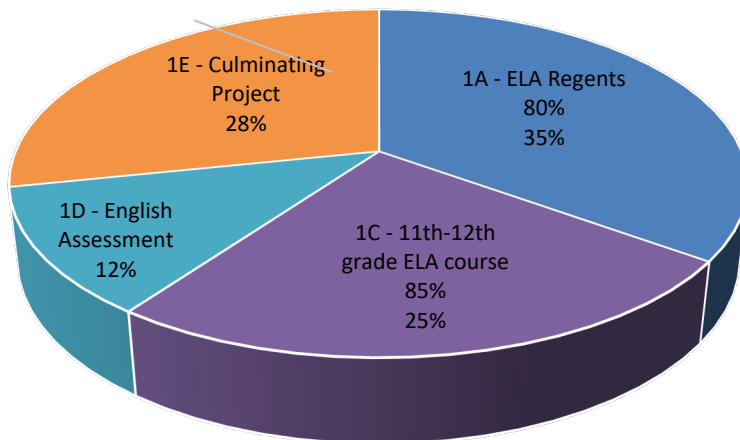


Figure 44B. How Ever ELLs Earned Points toward the NYSSB in English (2021-22)

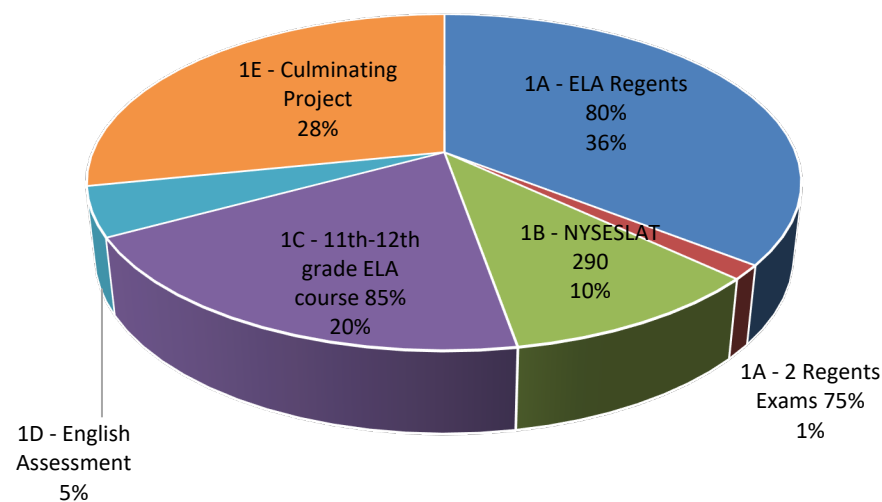


Figure 44D. How Never ELLs (HL ≠ English) Earned Points toward the NYSSB in English (2021-22)

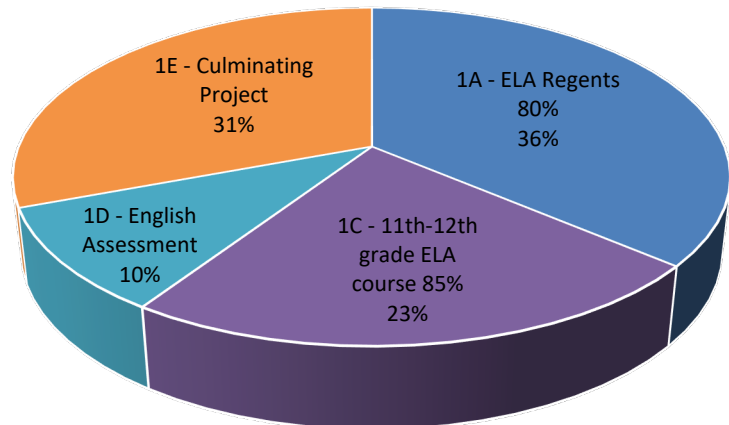


Table 12. 1D Assessments in English Used by Various Student Groups to Earn Points toward the NYSSB (2021-22)

1D Assessment	ELLs	Ever ELLs	Never ELLS (Home Language = English)	Never ELLs (Home Language ≠ English)
1D - AAPPL	28	27	14	8
1D - AP Language	12	81	1,212	204
1D - AP Literature		12	100	22
1D - IB English Lang & Lit		2	1	4
1D - IB English Lit			1	1
1D - STAMP4S	3	20	8	23

Conclusions:

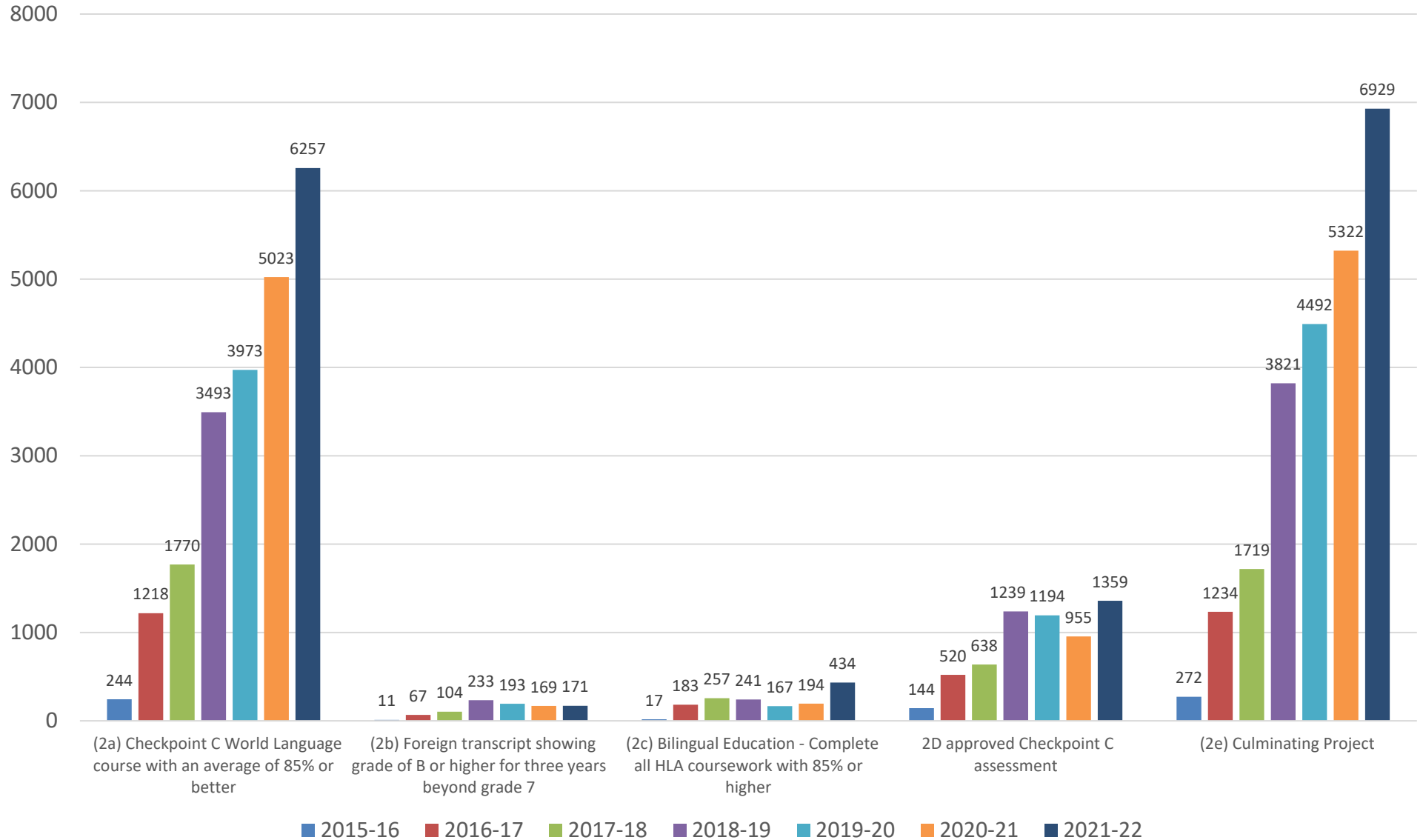
1. ELLs earned their points in English most frequently using the ELA Regents exam and the Culminating Project combined with one of the following: earning an 85% or better in the 11 & 12th grade courses or a commanding score (290 or better) on the NYSESLAT exam.
2. Ever ELLs earned their points in much the same way as ELLs.
3. Never ELLs (both those whose home language is English and those whose home language is other than English) generally used the ELA exam, the grade in the 11th & 12th grade ELA courses, and the Culminating Project to satisfy the requirements of the NYSSB. Between 9% and 11% of these students used an AP English exam score as a point towards the NYSSB.



2022 NYSSB graduates, faculty, and staff from Islip High School
(Photo courtesy of Islip UFSD)

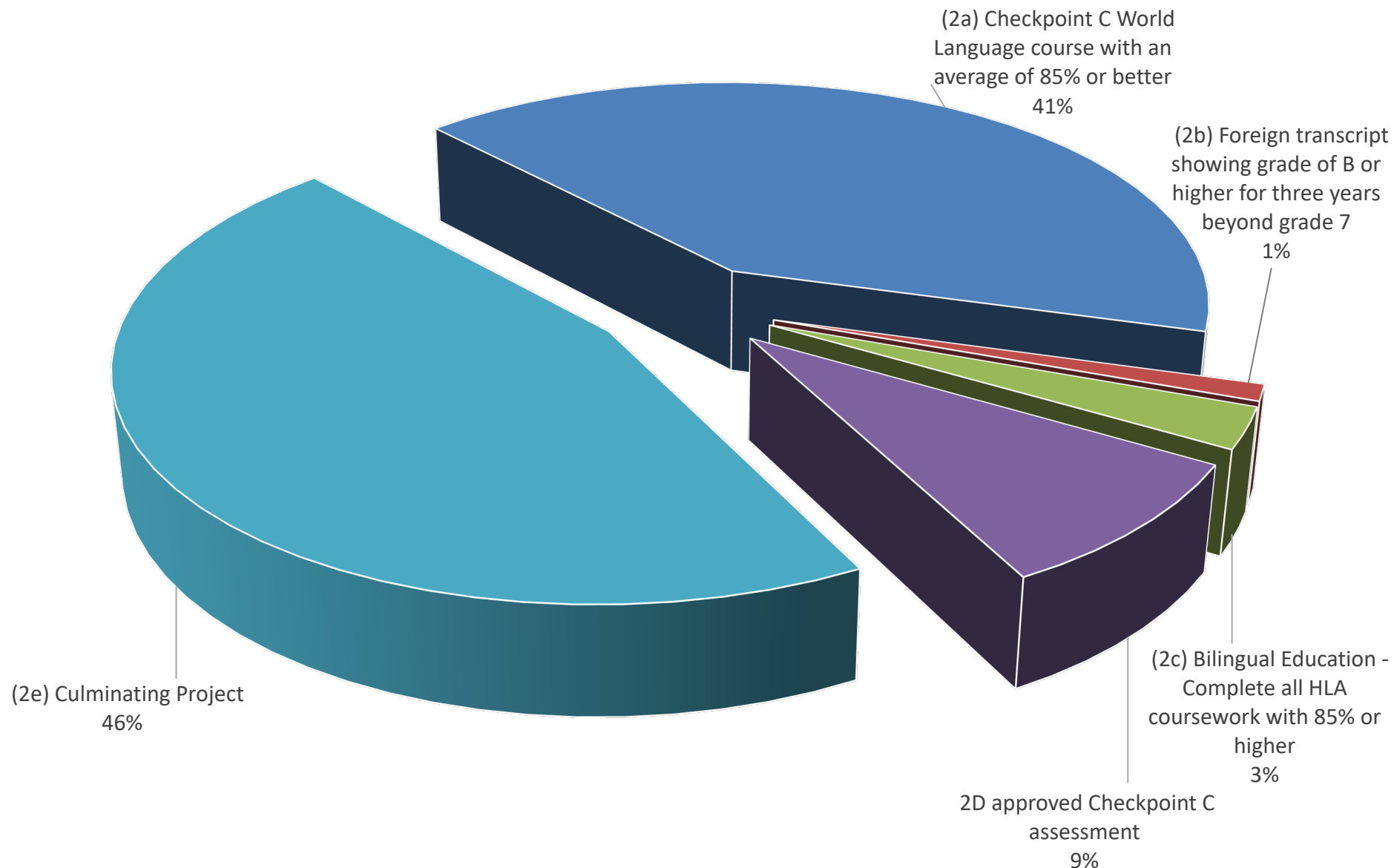
Earning Points Toward the NYSSB in a World Language Other Than English

Figure 45. Number of Students that Used Various Points in One or More World Languages to Earn the NYSSB (2016-2022)



Prior to 2020-21, the use of criterion 2D did not separate out any of the various assessments. In 2021-22, schools began reporting these exams separately on the End of Year Data Form. See Figure 47 on page 80 for more detail.

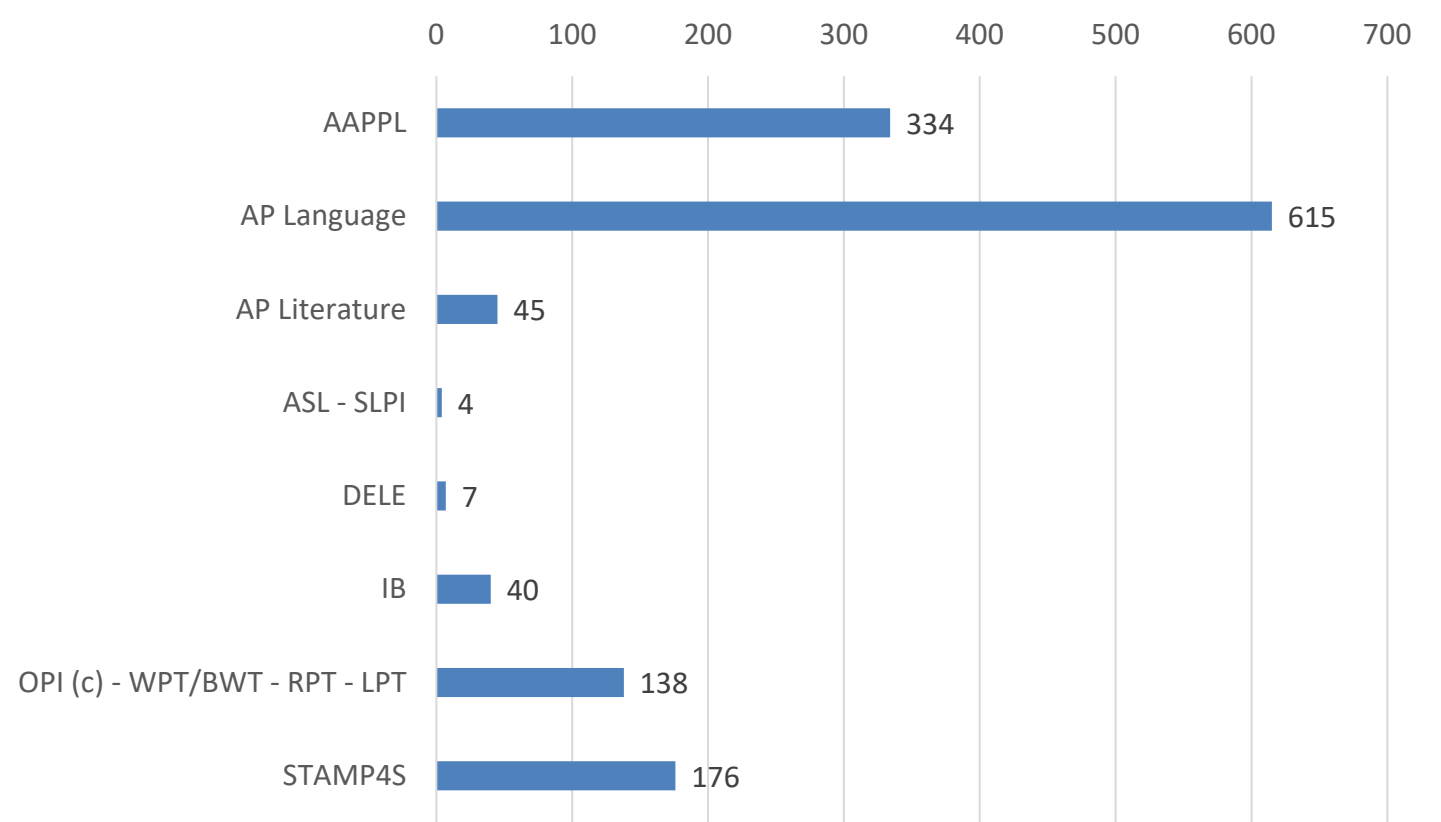
Figure 46. Points from Criteria Used to Satisfy the World Language Requirements of the NYSSB as a Percentage of All World Language Points (2021-22)



When the student data is disaggregated by ELL status (see Figures 48A through 48D on page 81), different patterns of use of the various criteria emerge.

Prior to 2020-21, the use of criterion 1D did not separate out the AP and TOEFL exams. In 2020-21, schools began reporting these exams separately on the End of Year Data Form. In 2021-22, schools began reporting each individual exam separately. Figure 47 below shows the use of various English assessment points to earn the NYSSB.

Figure 47. Number of Students that Used Various Assessments as Points in World Languages toward Criterion 2D to Earn the NYSSB (2021-22)



2022 NYSSB graduates
from Webster Schroeder
High School
(Photo courtesy of
Webster CSD)

Figure 48A. How ELLs Earned Points Toward the NYSSB in World Languages (2021-22)

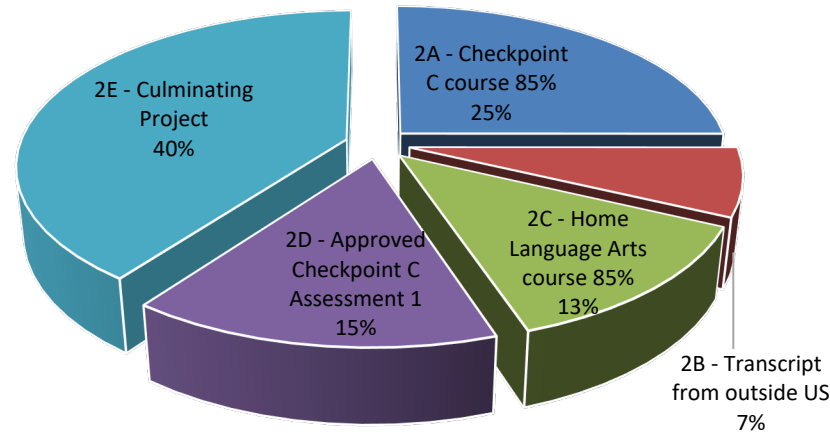


Figure 48B. How Ever ELLs Earned Points Toward the NYSSB in World Languages (2021-22)

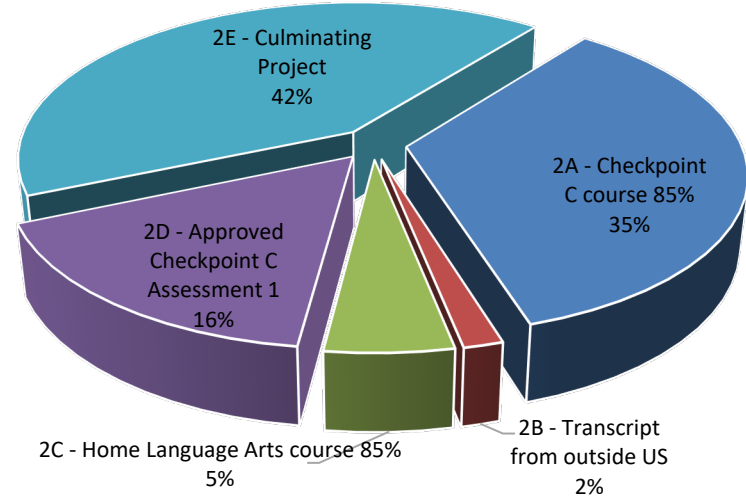
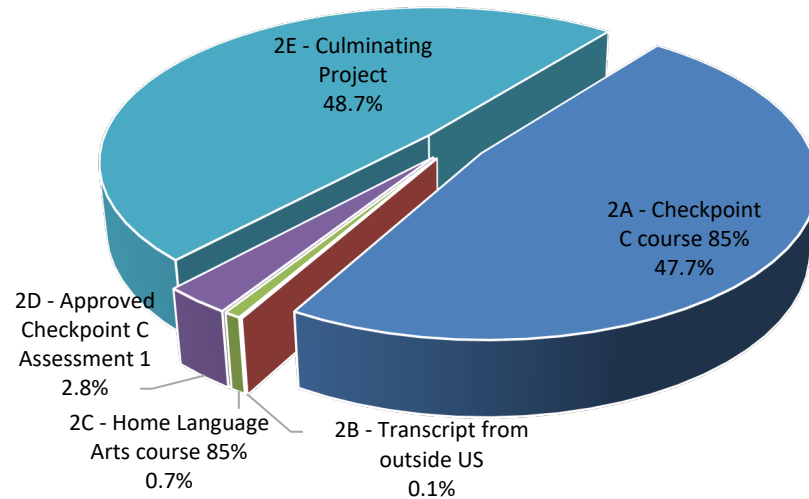
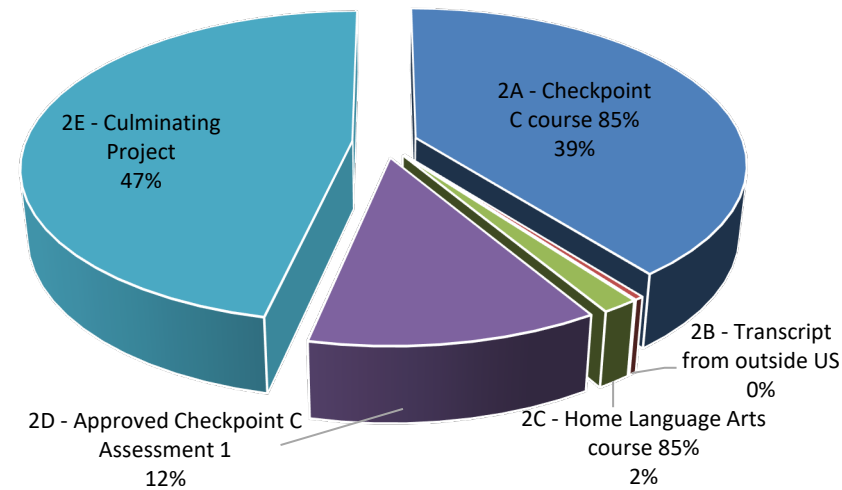


Figure 48C. How Never ELLs (HL = English) Earned Points Toward the NYSSB in World Languages (2021-22)



48D. How Never ELLs (HL ≠ English) Earned Points Toward the NYSSB in World Languages (2021-22)



Students may attempt to earn a point from an approved Checkpoint C assessment for the NYSSB.

Table 13. 2D Assessments in World Languages Used by Various Students Groups to Earn Points toward the NYSSB (2021-22)

2D Assessment	ELLs	Ever ELLs	Never ELLS (Home Language = English)	Never ELLs (Home Language ≠ English)
1D - AAPPL	67	103	57	29
1D - AP Language	82	191	144	139
1D - AP Literature	3	5	1	3
1D - ASL - SLPI		1	2	1
1D - DELE		4	1	2
1D - IB World Language	4	5	10	3
1D - OPI (c) - WPT/BWT - RPT - LPT	47	47	11	24
1D - Oral Interview	13	7	3	
1D - STAMP4S	35	50	17	51

AAPPL - The ACTFL Assessment of Performance toward Proficiency in Languages (AAPPL) is an assessment that addresses the *World-Readiness Standards for Learning Languages* and uses today's communication media in which test takers perform tasks such as participating in a virtual video chat, creating wikis, e-mailing, and using apps to demonstrate language ability. The AAPPL assesses interpersonal listening and speaking, presentational writing, and interpretive reading and listening. <http://aappl.actfl.org/>

AP - Advanced Placement (AP) is a program created by the College Board which offers college-level curricula and examinations to high school students. American colleges and universities often grant placement and course credit to students who obtain high scores on the examinations. <https://professionals.collegeboard.com/testing/ap>

IB - Founded in 1968, the International Baccalaureate is a non-profit, educational foundation offering four highly respected programs of international education that develop the intellectual, personal, emotional, and social skills needed to live, learn, and work in a rapidly globalizing world. IB Schools: www.ibo.org/en/.

LPT - The ACTFL Listening Proficiency Test is a standardized, computer-delivered test for the global assessment of listening ability in a language. The test measures how well a person understands spoken discourse. It is administered by Language Testing International. <http://www.languagetesting.com/listening-proficiency-test-lpt>

OPI - The ACTFL Oral Proficiency Interview (OPI) is a valid and reliable means of assessing how well a person speaks a language. It is a 20-30 minute face-to-face or telephone interview between a certified ACTFL tester and an examinee. It is administered by Language Testing International. <http://www.languagetesting.com/oral-proficiency-interview-opi-2>

Oral Interview – For students pursuing the NYSSB in a language that has no approved Checkpoint C assessment (see the list of approved assessments on pages 105-107), NYSED permits the substitution of an

oral interview in the target language between the Seal candidate and a qualified adult speaker of the language who is not related to the student. The qualified adult would use the Interpersonal Communication to evaluate the candidate's proficiency. The oral interview is only an option when there is no approved Checkpoint C assessment in the language.

RPT - The ACTFL Reading Proficiency Test is a standardized, computer-delivered test that measures how well a person spontaneously reads a language when presented with texts and tasks. It is administered by Language Testing International. <http://www.languageTesting.com/reading-proficiency-test-rpt>

STAMP4S - The Avant STAMP (STAndards-based Measurement of Proficiency) 4S assessment measures proficiency in Reading, Writing, Listening and Speaking in nine languages with content appropriate for middle school through university students. Avant STAMP 4S assessments are web-based and computer-adaptive, with real-world questions that test level-appropriate topics and content that engages students. <http://avantassessment.com/stamp4s.html>

WPT - The ACTFL Writing Proficiency Test is a standardized test for the global assessment of functional writing ability in a language. Students must respond in writing to four or five prompts. It is administered by Language Testing International. <http://www.languageTesting.com/writing-proficiency-test>

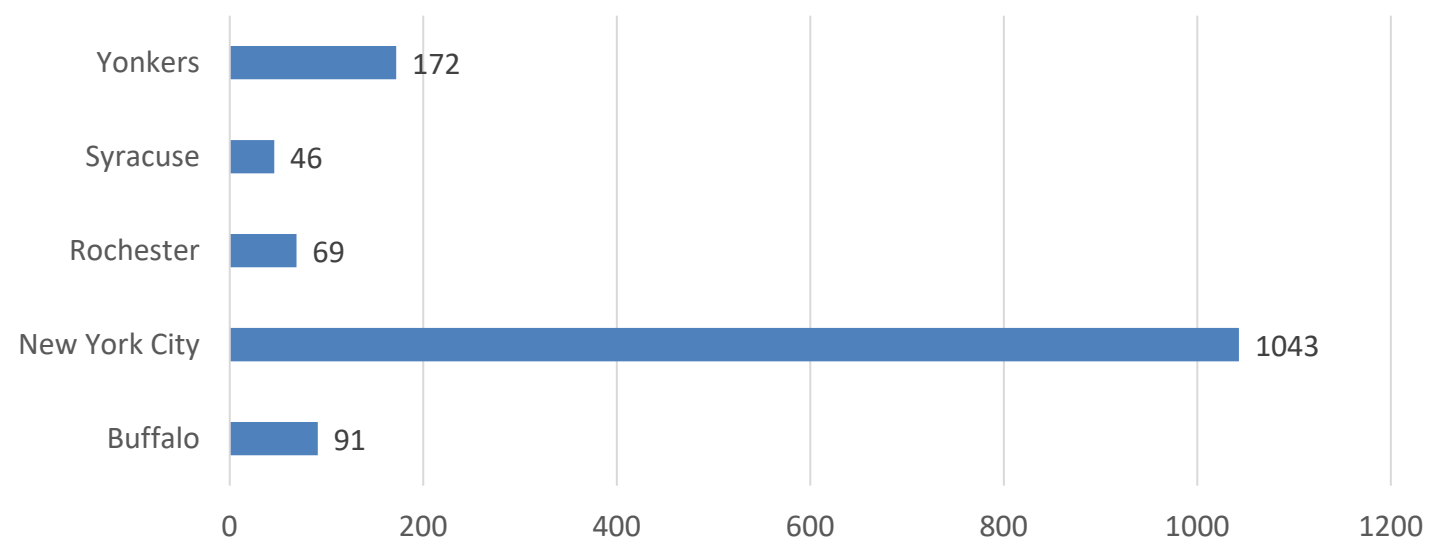
Conclusions:

1. ELLs generally earned their points in a world language through a combination of the Culminating Project, a Checkpoint C course, and an approved Checkpoint C assessment. About 13% of ELLs earned a point from a Home Language Arts course. A relatively small percentage of ELLs earned a point from a transcript from outside the US.
2. Ever ELLs earned their points in much the same way as ELLs, however, Ever ELLs were less likely to earn a point from a transcript from outside the US or a Home Language Arts course.
3. Never ELLs whose home language is English almost exclusively used the Culminating Project and a Checkpoint C course to fulfill the world language requirements of the NYSSB. Only a small percentage of these students earned a point from an approved Checkpoint C assessment or a transcript from outside the US.
4. While Never ELLs whose home language is other than English used the Culminating Project and a Checkpoint C course a majority of the time to fulfill the world language requirements of the NYSSB, they were more likely to earn a point from taking one or more approved Checkpoint C assessments. Only a small percentage of these students earned a point from a home language arts course or a transcript from outside the US.

BIG 5 School Districts and the NYSSB

The BIG 5 School Districts include Buffalo, New York City, Rochester, Syracuse, and Yonkers. A total of 1,421 students from BIG 5 School Districts earned the NYSSB in 2021-22, up more than 450 students from the prior year, an increase of 47%. One in every 5 Seal earners is from a BIG 5 District. Figure 49 shows the number of students awarded the NYSSB from BIG 5 School Districts in 2021-22.

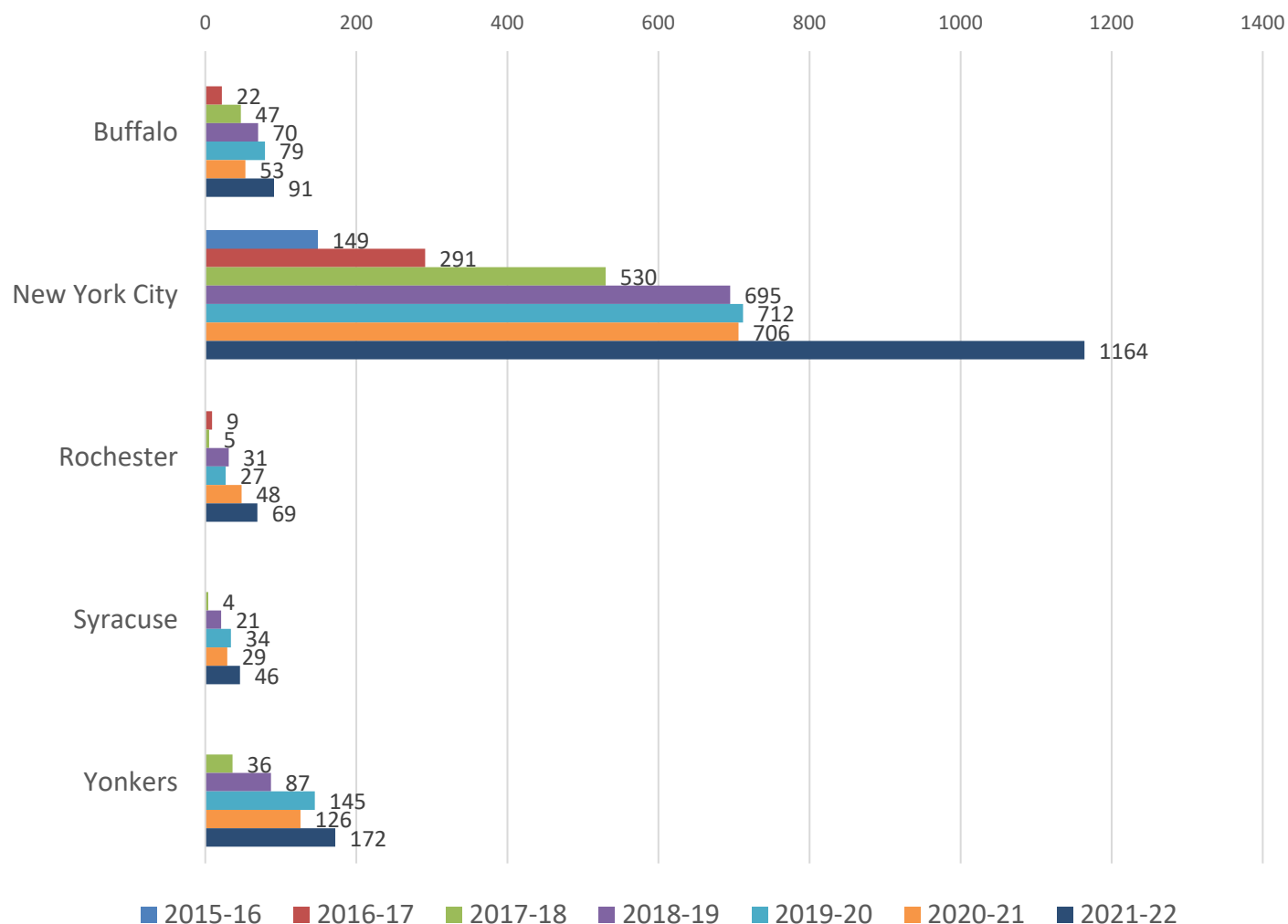
Figure 49. Number of Students Awarded the NYSSB from BIG 5 School Districts (2021-22)



*2022 NYSSB graduates from Cairo-Durham High School
(Photo courtesy of Cairo-Durham CSD)*

Figure 50 shows the number of students from BIG 5 districts who were awarded the NYSSB since 2015-16. All BIG 5 districts except Rochester saw increases in the number of students awarded the NYSSB in 2021-22 from the prior year.

Figure 50. Number of Students Awarded the NYSSB from BIG 5 Districts by Year (2016-2022)



*2022 NYSSB graduates from Brooklyn Technical High School
(Photo courtesy of Brooklyn Technical High School, NYCDOE)*

Consistent with statewide data, students identifying as female who were awarded the NYSSB from BIG 5 districts outnumbered their those who identify as male by two-to-one. Figure 51 shows that 66.7% of Seal earners from BIG 5 districts identified as female, 33.3% identified as male, and 0.1% of Seal earners identified as non-binary.

Figure 51. Percentage of Students Awarded the NYSSB from BIG 5 School Districts by Gender (2021-22)

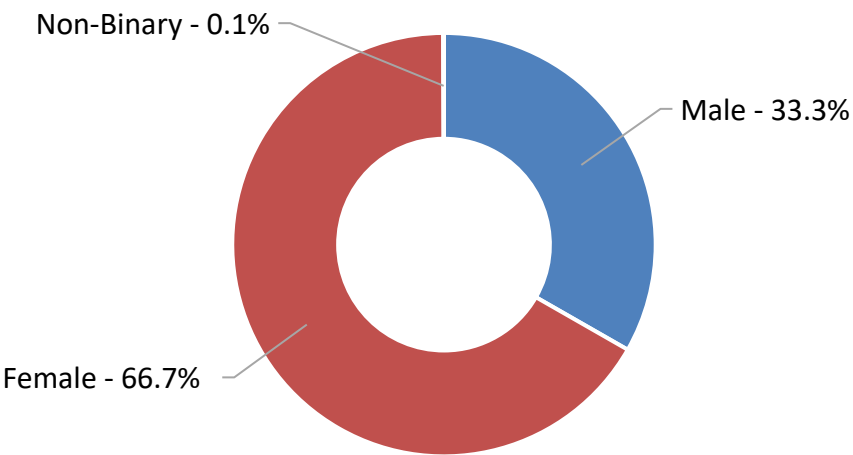


Figure 52 shows the number of students awarded the NYSSB from BIG 5 districts disaggregated by gender over the last three years.

Figure 52. Number of Students Awarded the NYSSB from BIG 5 School Districts by Gender (2020-2022)

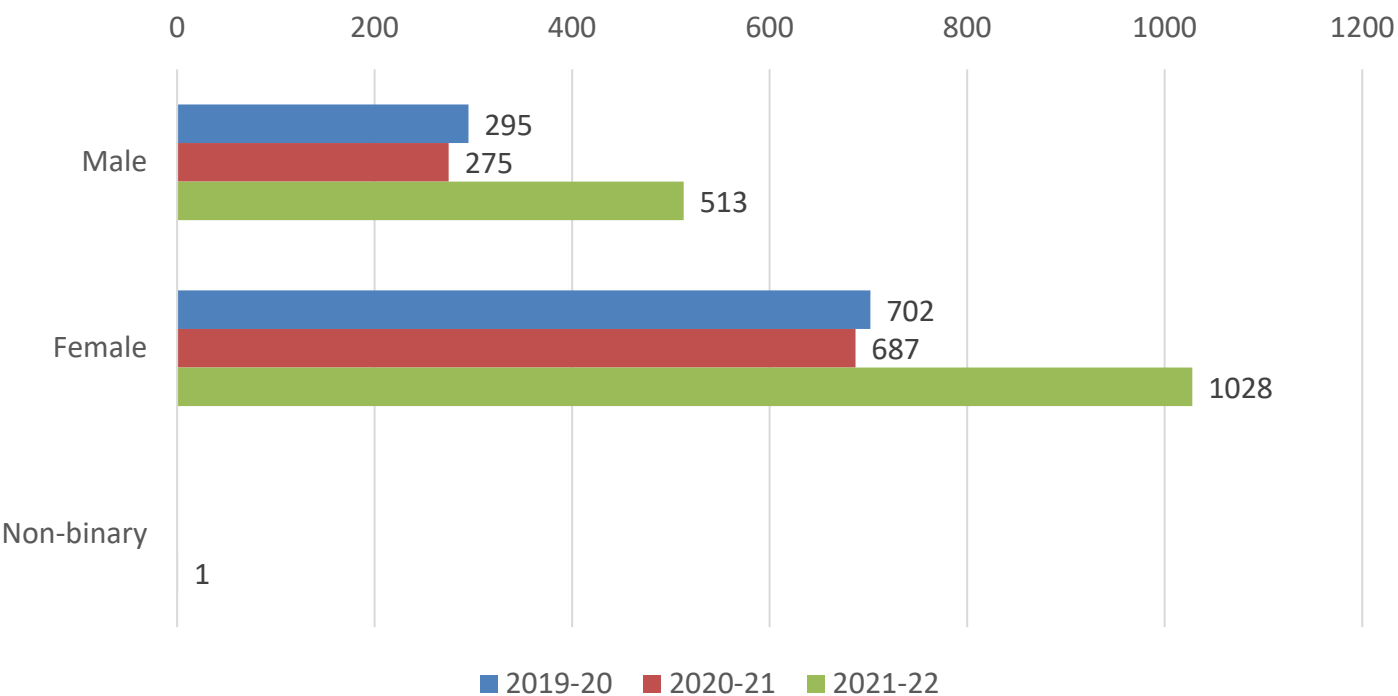
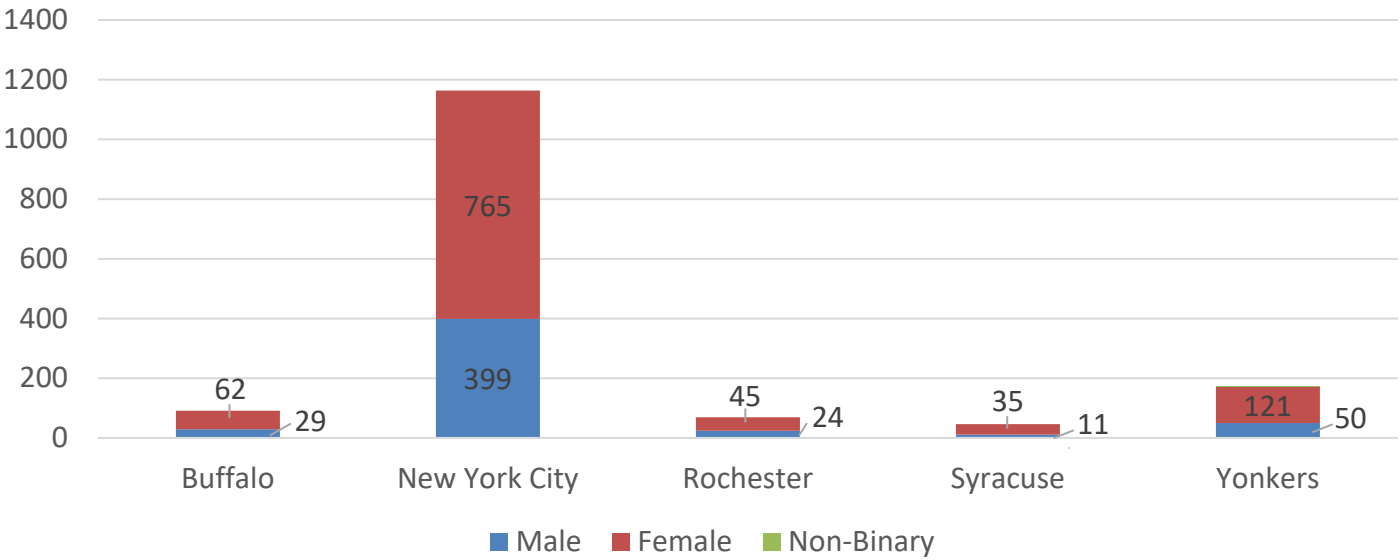


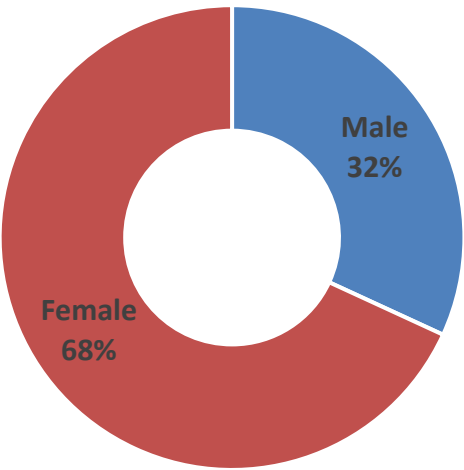
Figure 53 shows the number of students from the BIG 5 districts who earned the Seal, disaggregated by gender and district. For the most part, the BIG5 Seal earners follow the larger state trend of females outnumbering males two-to-one, although males make up a larger portion of Seal earners in New York City and Rochester.

Figure 53. Number of Students Awarded the NYSSB by Gender by BIG 5 District (2021-22)



Figures 54A through 54E show the gender make-up of Seal earners from the BIG 5 districts in 2021-22.

Figure 54A. Gender Make-up of Seal Earners from Buffalo Schools (2021-22)



2022 NYSSB graduate from Cicero-North
Syracuse High School
(Photo courtesy of North Syracuse CSD)

Figure 54B. Gender Make-up of Seal Earners from New York City Schools (2021-22)

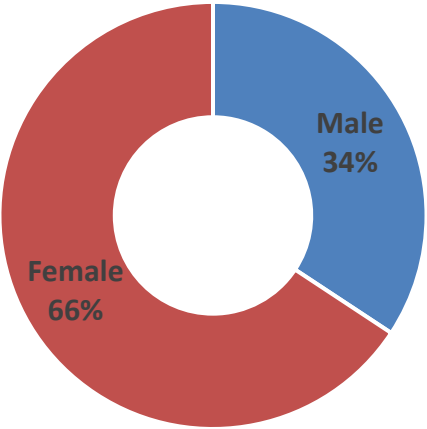


Figure 54C. Gender Make-up of Seal Earners from Rochester Schools (2021-22)

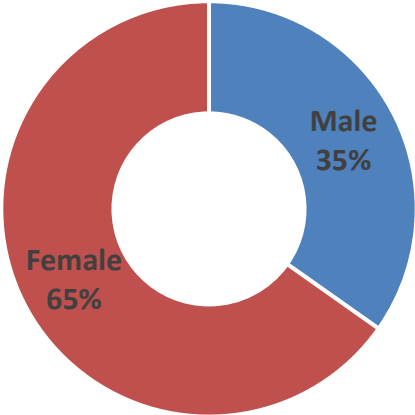


Figure 54D. Gender Make-up of Seal Earners from Syracuse Schools (2021-22)

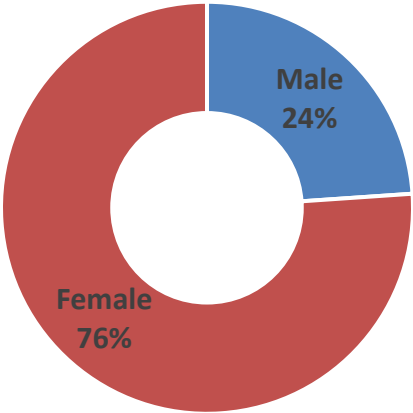
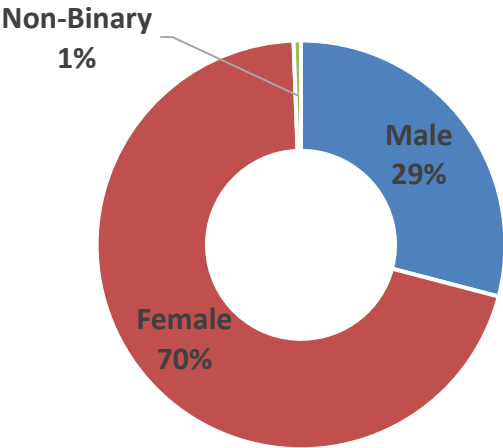


Figure 54E. Gender Make-up of Seal Earners from Yonkers Schools (2021-22)



The BIG 5 districts are the most diverse of all New York State districts. Figure 56 below shows the racial/ethnic breakdown of Seal earners in BIG 5 districts in 2021-22.

Figure 55. Number of Students Awarded the NYSSB by Race/Ethnicity by BIG 5 District (2021-22)

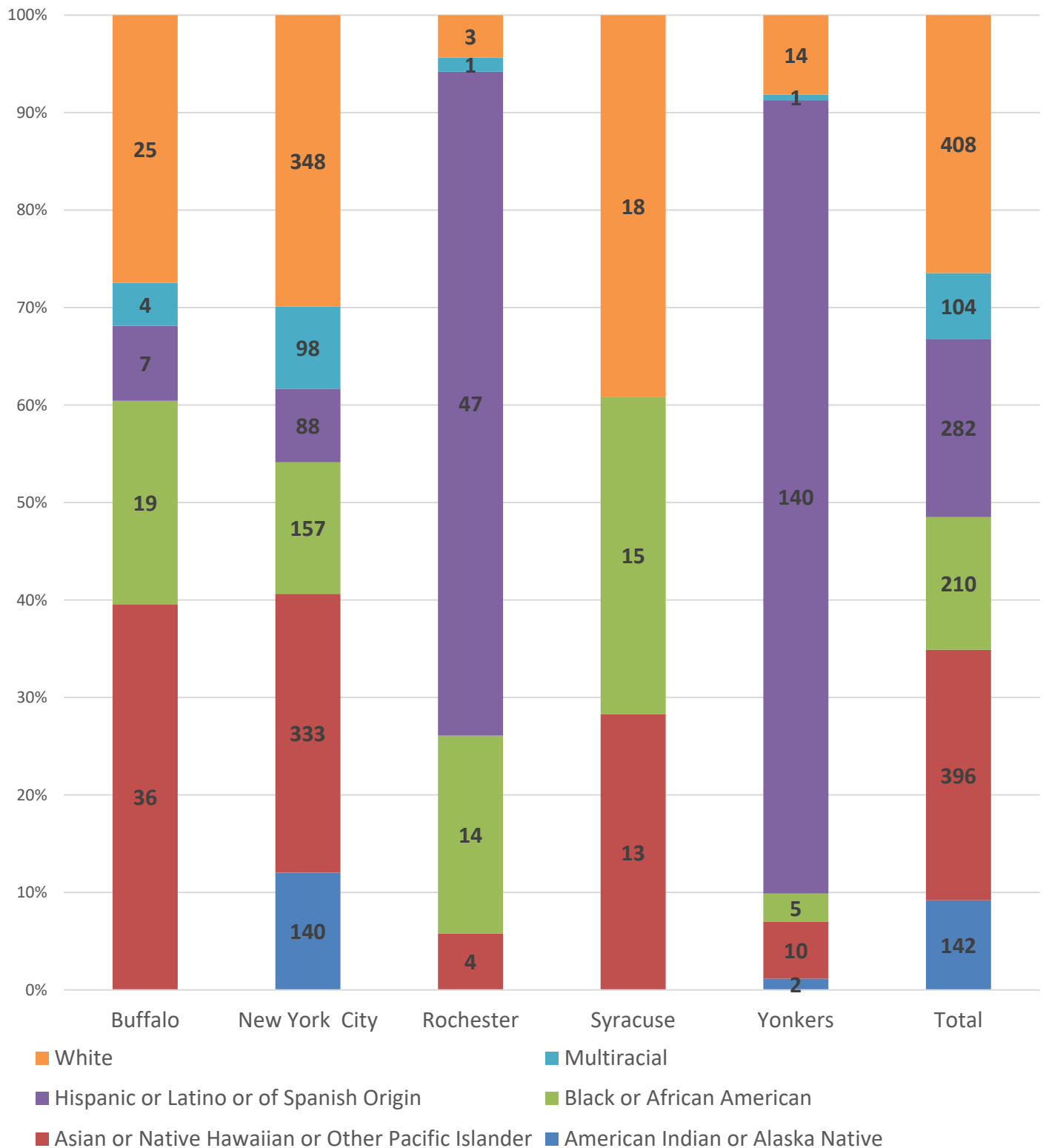
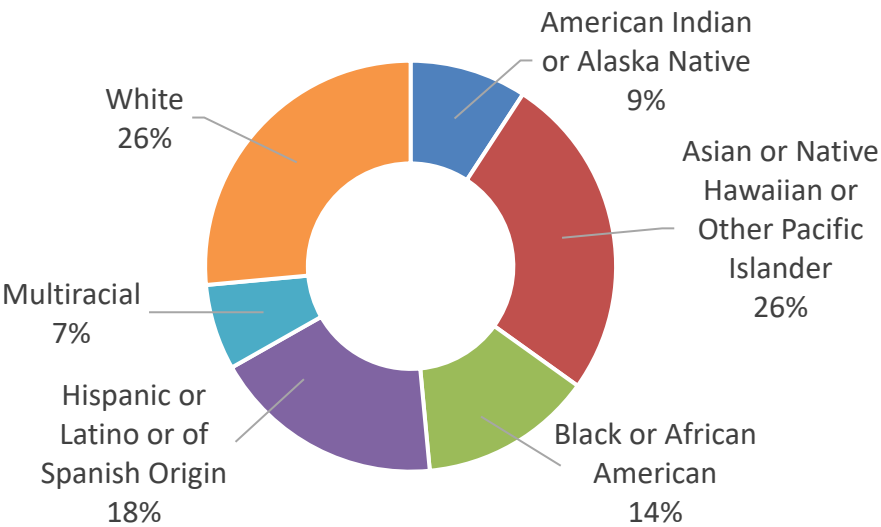


Figure 56. Percentage of Students Awarded the NYSSB from BIG 5 School Districts by Race/Ethnicity (2021-22)



Figures 57A-E show the percentage of students awarded the NYSSB by race/ethnicity in each of the BIG 5 districts in 2021-22.

Figure 57A. Percentage of Students Awarded the NYSSB by Race/Ethnicity from Buffalo Schools (2021-22)

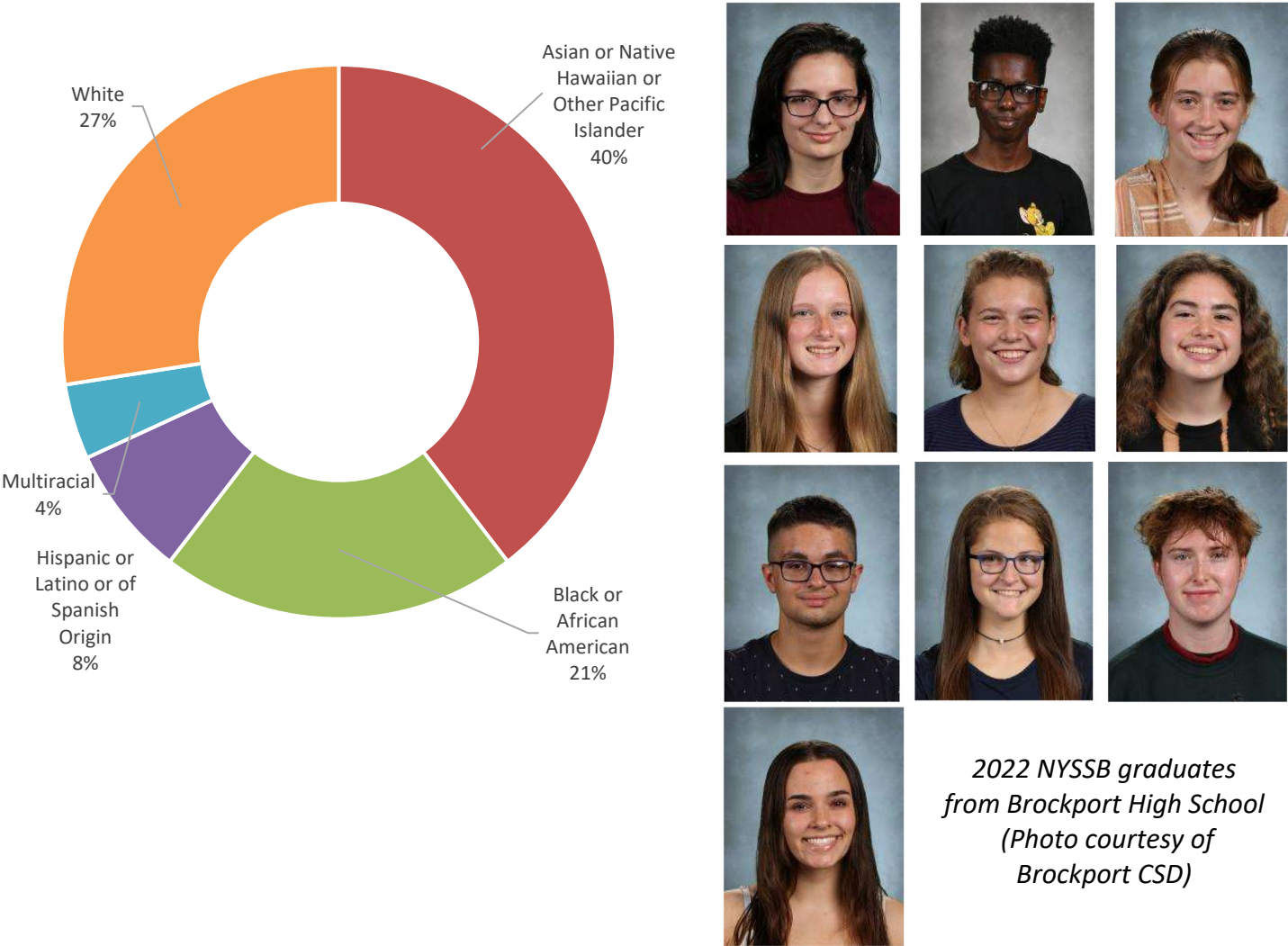


Figure 57B. Percentage of Students Awarded the NYSSB by Race/Ethnicity from New York City Schools (2021-22)

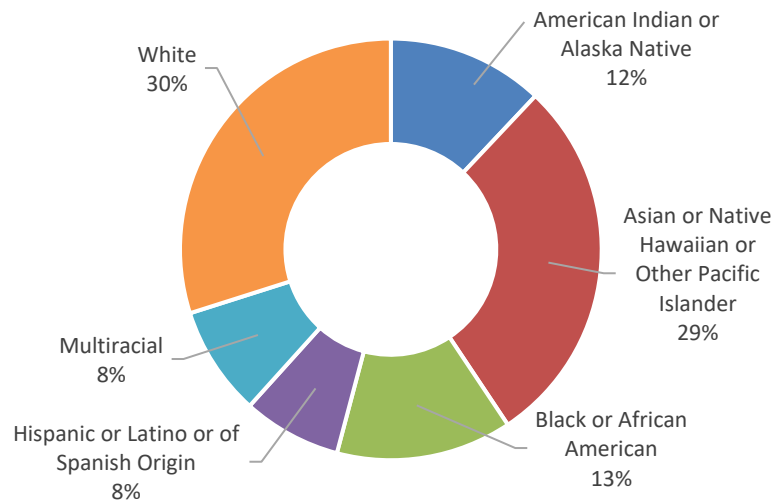


Figure 57D. Percentage of Students Awarded the NYSSB by Race/Ethnicity from Syracuse Schools (2021-22)

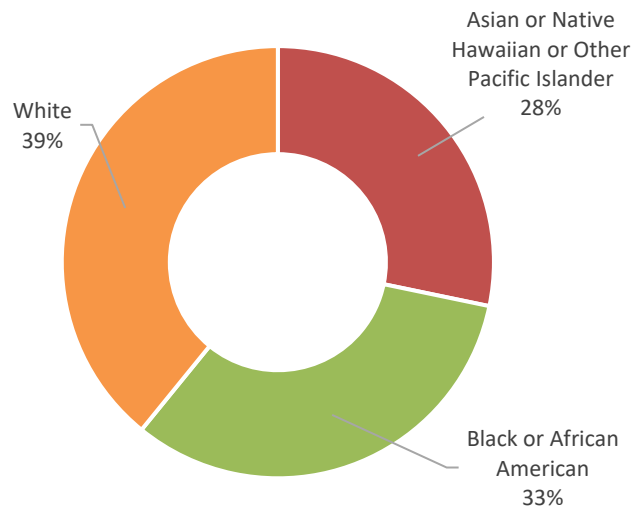


Figure 57C. Percentage of Students Awarded the NYSSB by Race/Ethnicity from Rochester Schools (2021-22)

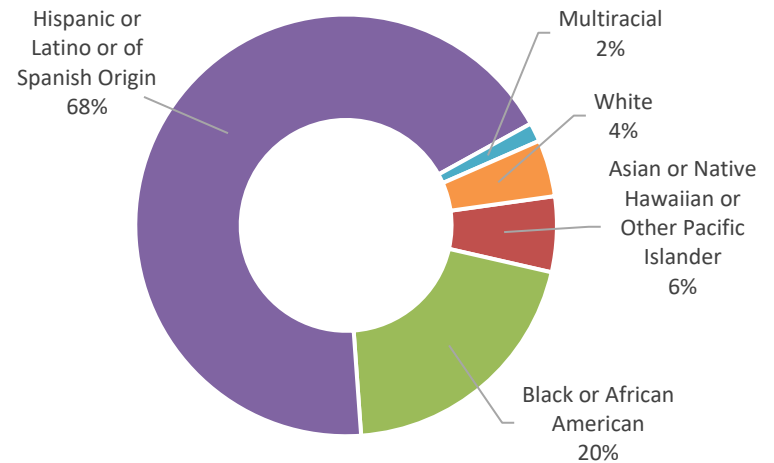
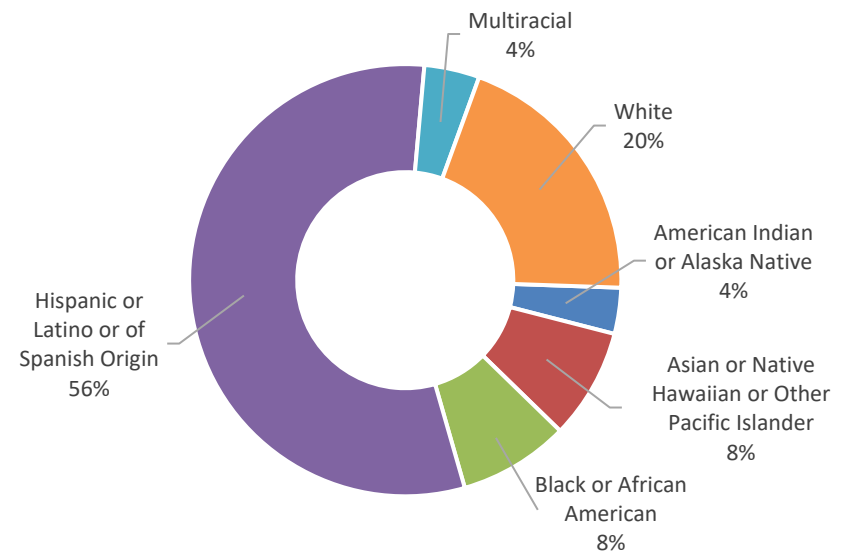
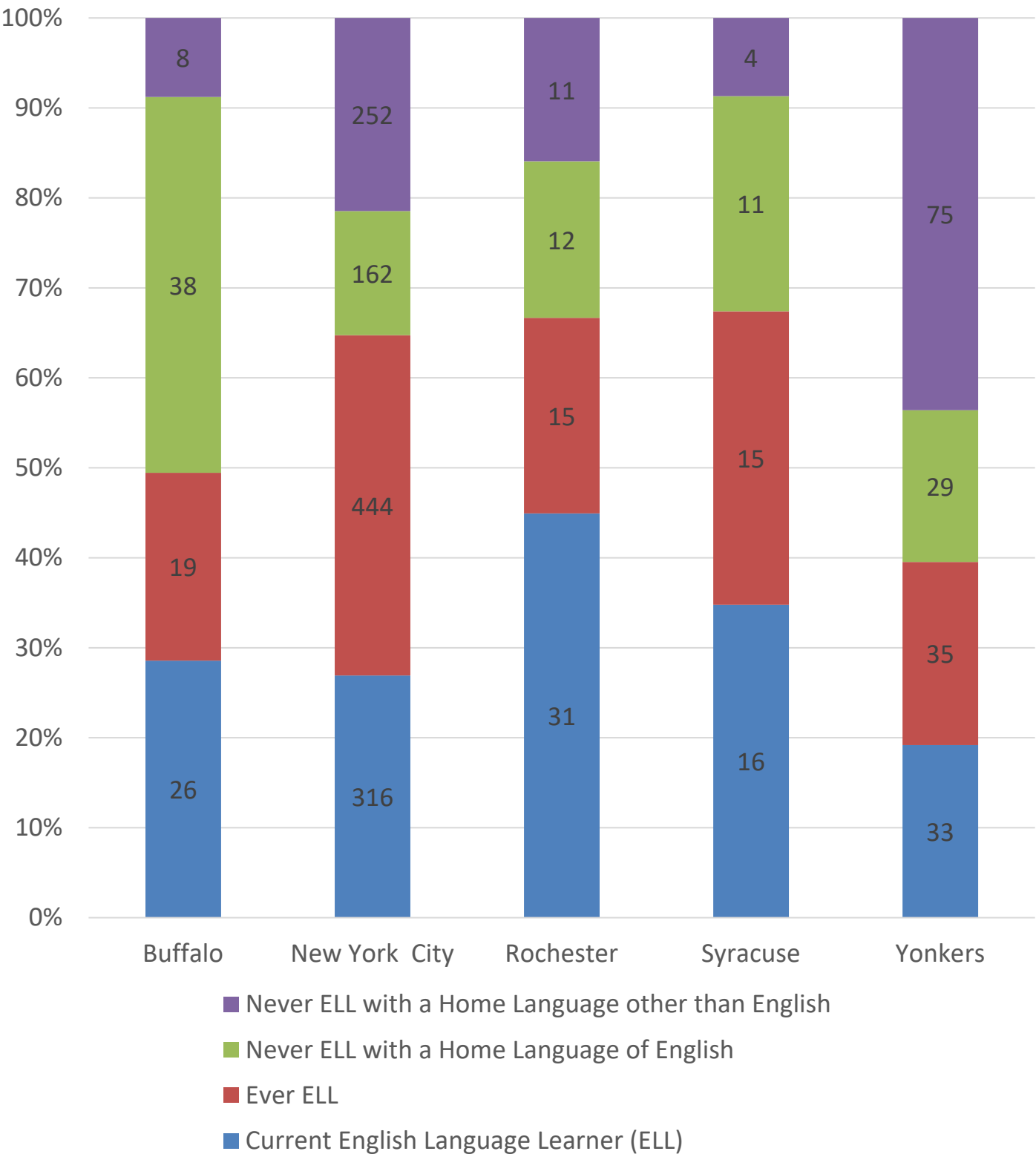


Figure 57E. Percentage of Students Awarded the NYSSB by Race/Ethnicity from Yonkers Schools (2021-22)



The BIG 5 districts also have among the largest concentrations of ELLs and Ever ELLs in New York State. Figure 58 shows the number of students awarded the NYSSB in 2021-22 in BIG 5 districts by their ELL status.

Figure 58. Number of Students Awarded the NYSSB by ELL Status by BIG 5 District (2021-22)



In the BIG 5 districts, numbers are at their highest level ever for Current ELLs, Ever ELLs, and Never ELLs with a home language other than English. Never ELLs whose home language is English who earned the Seal in these districts saw a significant decrease during the COVID pandemic, but is starting to rebound in 2021-22. Figure 59 shows the evolution in the number of students awarded the NYSSB in BIG5 districts by ELL status from 2015-16 through 2022.

Figure 59. Evolution of the Number of Students Awarded the NYSSB by ELL Status by BIG 5 District (2016-2022)

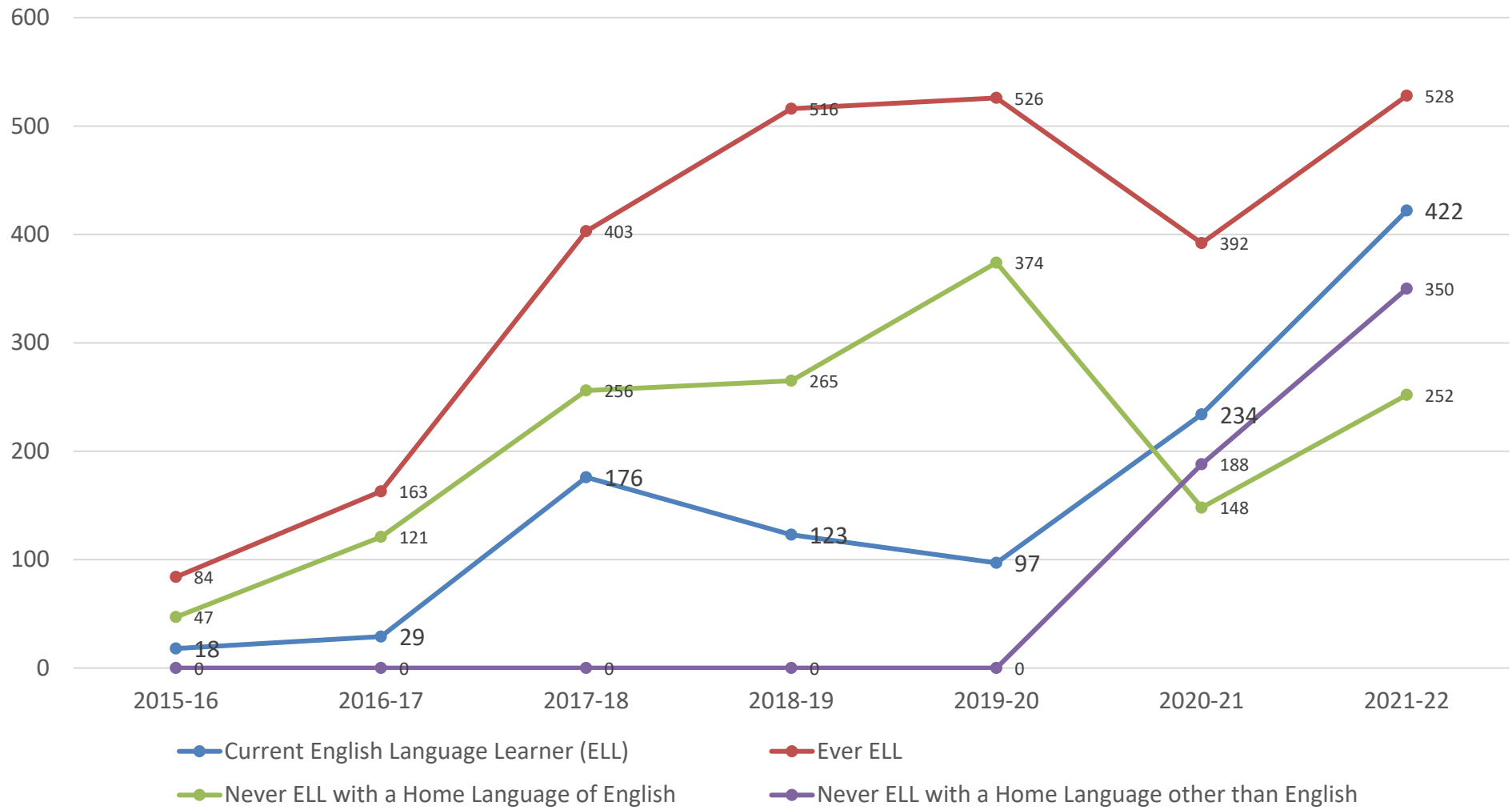
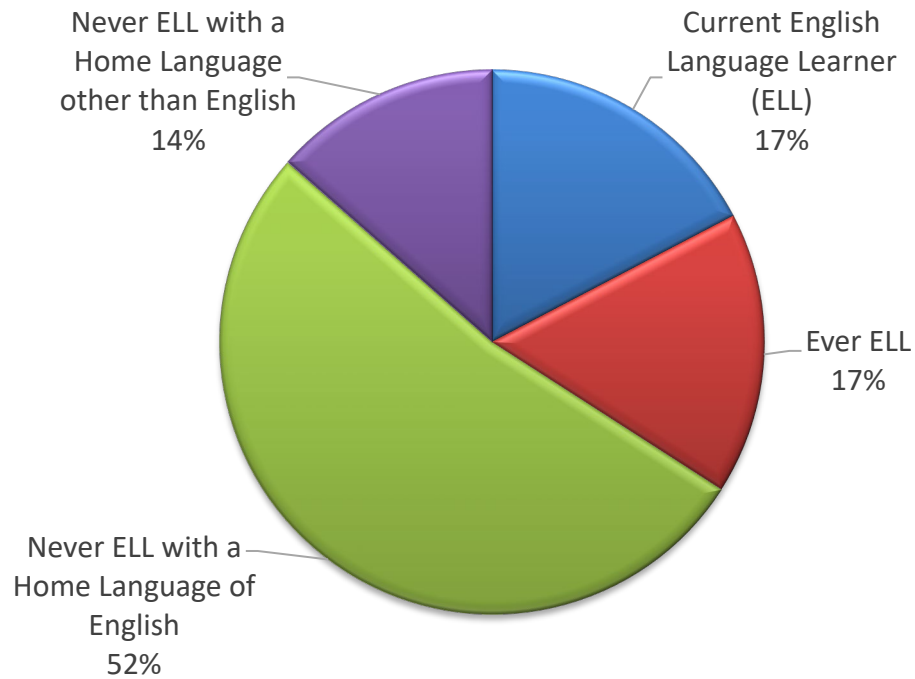


Figure 60. Percentage of Students Awarded the NYSSB from BIG 5 School Districts by ELL Status (2021-22)



Figures 61A-E show the percentage of students awarded the NYSSB by ELL status in each of the BIG 5 districts in 2021-22.

Figure 61A. Percentage of Students Awarded the NYSSB by ELL Status from Buffalo Schools (2021-22)

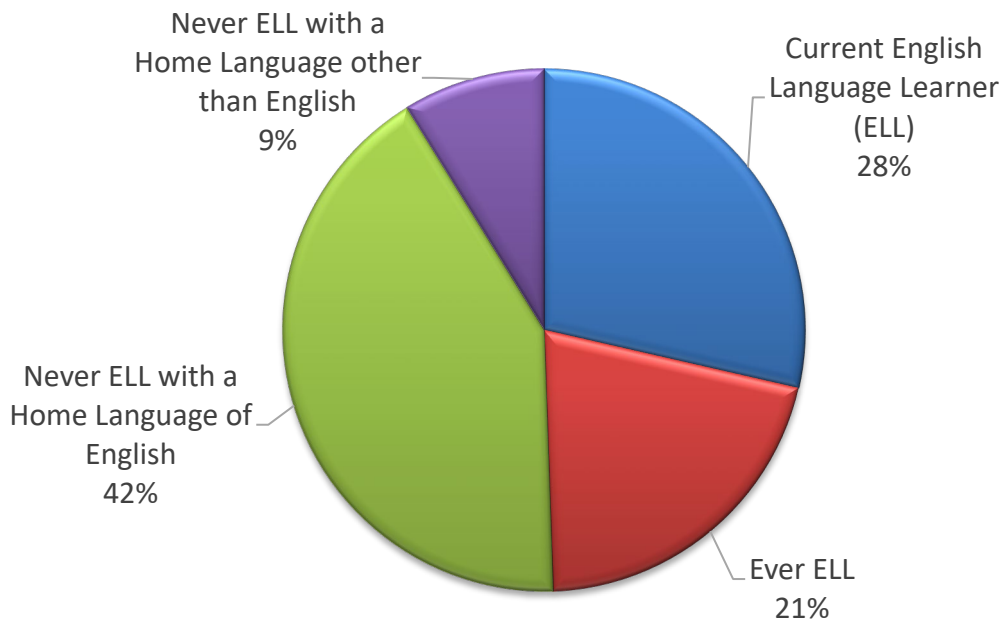


Figure 61B. Percentage of Students Awarded the NYSSB by ELL Status from New York City Schools (2021-22)

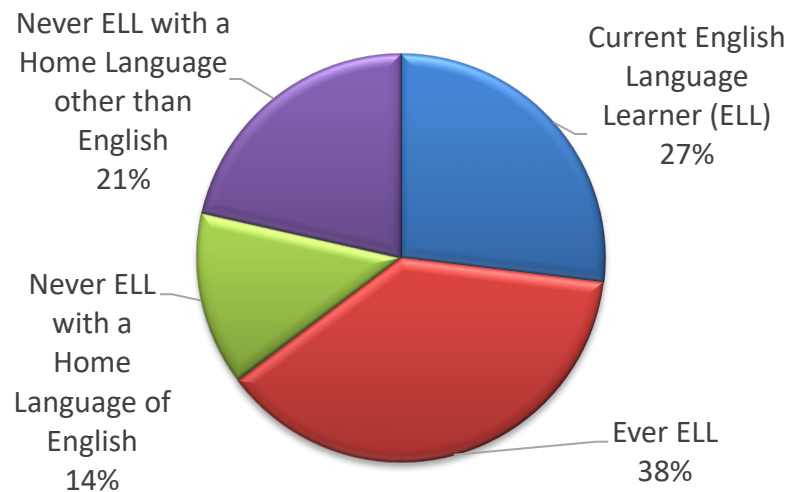


Figure 61C. Percentage of Students Awarded the NYSSB by ELL Status from Rochester Schools (2021-22)

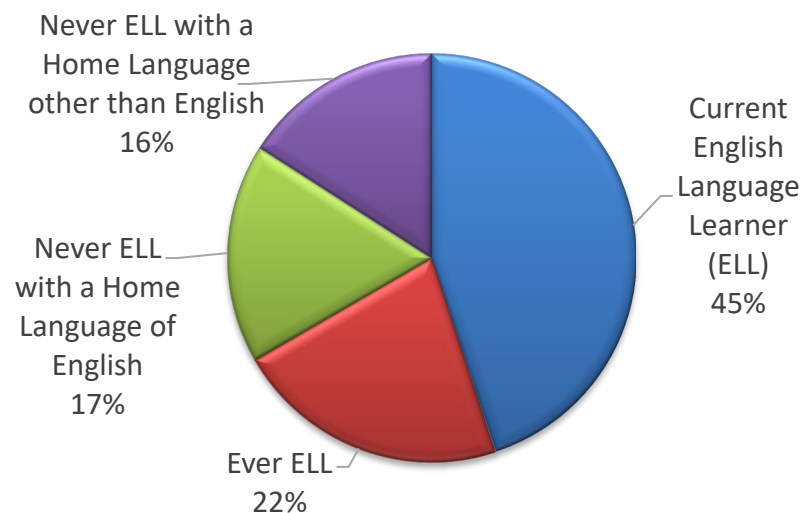


Figure 61D. Percentage of Students Awarded the NYSSB by ELL Status from Syracuse Schools (2021-22)

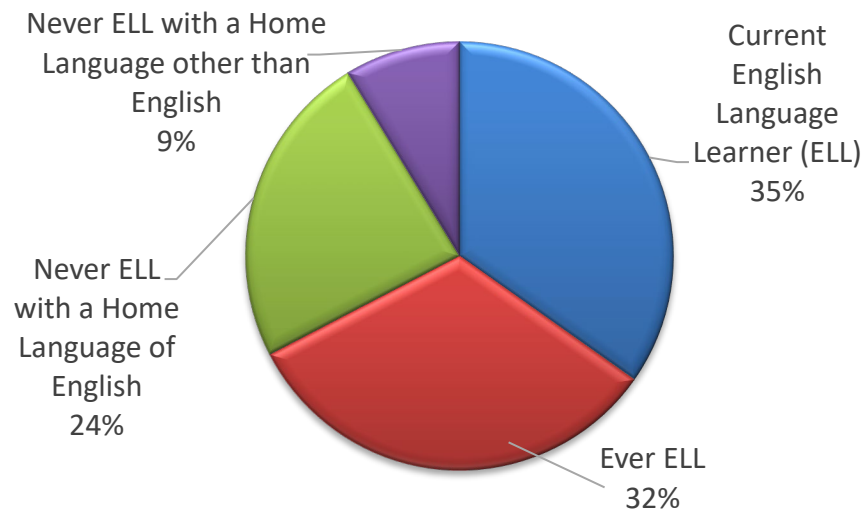
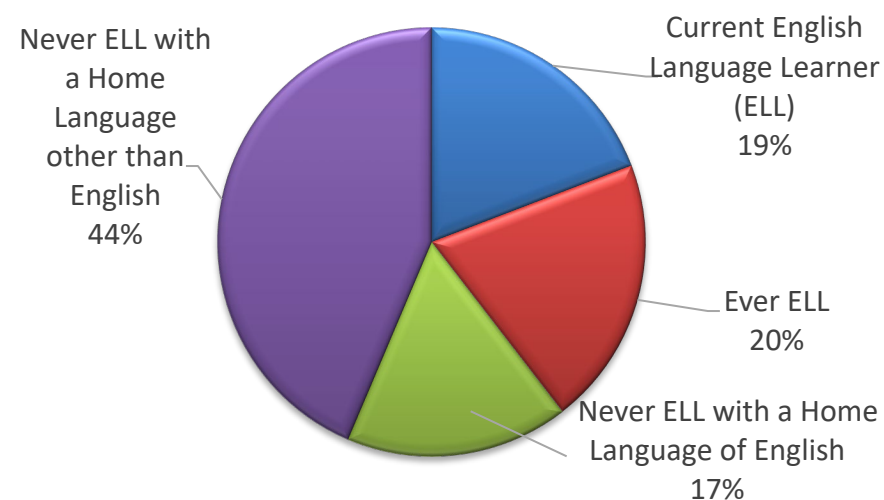


Figure 61E. Percentage of Students Awarded the NYSSB by ELL Status from Yonkers Schools (2021-22)



Goals for the NYSSB in 2022-23

While the number of high schools offering the NYSSB has increased significantly over the past seven years, NYSED would like the number of schools offering the NYSSB and the number of students earning the NYSSB to grow. The following priority targets will contribute to this larger goal:

- To continue to broaden awareness of the NYSSB among stakeholder groups (students, parents, teachers, counselors, administrators, college and university faculty, and admissions officers) by informing them about the benefits of earning the NYSSB;
- To continue to expand the total number of schools, with particular emphasis on charter and non-public high schools, that offer the NYSSB to at least 450 in 2022-23;
- To increase the total number of students that earn the NYSSB to at least 8,400 students in 2022-23;
- To increase the total number of current ELLs that earn the NYSSB to at least 850 in 2022-23;
- To increase the total number of Ever ELLs that earn the NYSSB to at least 1,350 in 2022-23;
- To continue to support high schools considering and offering the NYSSB through virtual visits and workshops, virtual and archived webinars, workshops presented at conferences, and an expanded NYSSB Guidance Toolkit, including a module on Biliteracy Pathway Awards;
- To work with various stakeholder groups to identify post-graduation opportunities for students who earn the NYSSB through college, community, and career partnerships;
- To increase the number of approved Checkpoint C assessments as well as the number of languages in which they are available;
- To ensure all rubrics used to evaluate the Culminating Projects meet the five required criteria established by NYSED;
- To work with the Regional Bilingual Education Resource Networks (RBERNs), consortia, and high schools to ensure that students are meeting the level of proficiency required by the NYSSB for all Culminating Projects through virtual meetings that will provide guidance and support, especially for students pursuing the NYSSB in less commonly taught or low incidence languages;
- To continue to provide a physical Seal and medallion for each student who earns the NYSSB, along with a certificate template bearing the signature of a NYSED representative;
- To continue to work with the NYSSB Task Force, the NYSSB Forum, and Seal Coordinators to identify and address needs relative to the NYSSB (including issuing a Needs Assessment Survey in the spring or summer of 2023);
- To design a special honor for students earning the Seal in two or more world languages in addition to English;
- To publish a revised 2023-24 NYSSB Handbook and other resources in the spring of 2023 so that schools have ample time to review the material and make any necessary adjustments; and
- To submit a Request for Proposals to support continued improvement and expansion of NYSSB programs in 2023-2025.

Strategies to Achieve Goals and Support High Schools Offering the NYSSB

OBEWL will work in collaboration with various stakeholders, including the NYSSB Task Force, the NYSSB Forum, the Division of Multilingual Learners of the New York City Department of Education, the RBERNs, and individual districts and schools offering the NYSSB program to accomplish the aforementioned goals by:

- Working monthly with the NYSSB Task Force and the NYSSB Forum to identify and research best practices for supporting students' pursuit of the NYSSB;
- Promoting the NYSSB via outreach efforts to stakeholder groups (students, parents, teachers, counselors, building-level administrators, district staff and superintendents, college and university faculty and admissions officers) to inform them about the availability and benefits of earning the NYSSB through outreach such as virtual school visits, workshops, conferences, promotional materials, and a regularly updated website;
- Ensuring appropriate identification of students by requiring high schools to report the number of eligible students in each of four groups on the notification form: (1) Current ELLs, (2) Ever ELLs, (3) Never ELLs whose home language is English, and (4) Never ELLs whose home language is other than English;
- Assisting high schools currently offering the NYSSB in planning for how they could recruit and support ELLs and Ever ELLs to earn the NYSSB by working directly with the Seal of Biliteracy Coordinator (phone, email, video conference, consortia meetings) and updating the NYSSB Handbook with best practices and effective strategies gleaned from successful programs;
- Tracking the number of students in each group who succeed in earning the NYSSB and understanding the data in the context of the larger, state-wide framework;
- Surveying participating high schools in the spring/summer of 2023 to continue to identify and address barriers to student participation and success;
- Collaborating with various stakeholders (including the NYSSB Task Force, the NYSSB Forum, Seal of Biliteracy Coordinators, school counselors, and RBERN/BOCES personnel);
- Offering workshops on the NYSSB at statewide and regional conferences, as well as via individualized, virtual meetings for consortia and high schools;
- Highlighting, in both promotional materials and workshops, the intent of the NYSSB as both encouraging the study of languages and recognizing the value of home languages;
- Developing additional modules, especially on Biliteracy Pathway Awards, designed to guide consortia and individual high schools through the implementation of the NYSSB;

- Reviewing submissions of additional exams to be considered for the list of approved Checkpoint C assessments and English assessments, as well as monitoring the availability of additional languages for already approved assessments that can be added to this list;
- Developing a certificate listing student’s proficiency level for those who earned a point in a world language toward the NYSSB using criterion 2D;
- Working with various colleges, as well as with businesses and Community-Based Organizations, to identify and discuss opportunities for students who earn the NYSSB, leveraging their achievement towards college, career, and civic readiness;
- Updating the NYSSB Handbook to include feedback and questions submitted to OBEWL, as well as examples of best practices and effective strategies; and
- Collecting examples of high-quality culminating projects that can be shared with schools as a resource.

Conclusion and Next Steps



2022 NYSSB graduate from PS 198 International Preparatory School at Grover (Photo courtesy of Buffalo Public Schools)

New York State has experienced great progress in the number of high schools offering the Seal of Biliteracy, as well as in the number of students earning the Seal since its first offering in 2015-16. We have seen impressive gains in a number of student sub-groups, in particular the 76% increase in the number of English Language Learners who earned the NYSSB in 2021-22. These gains show the NYSSB is being earned by representative numbers of most sub-groups. Based on the available data and the goals and strategies outlined in this report, NYSED anticipates experiencing significant future growth in the number of high schools offering the NYSSB and the number of students earning it. Through consistent effort, NYSED will strive to make sure the NYSSB is accessible to all students who wish to pursue it, especially to English Language Learners and Heritage Language Speakers who bring with them a rich cultural heritage and a solid foundation in a world language other than English. To achieve our goals, OBEWL will partner with a variety of stakeholders, including the NYSSB Task Force, the NYSSB Forum, NYSSB high schools, the Division of Multilingual Learners of the NYCDOE, the Regional Bilingual Education Resource Networks, local consortia, and Community-Based Organizations.

Resources

[ACTFL Can-Do Statements](#)

[ACTFL Making Languages our Business Report](#)

[ACTFL Performance Descriptors for Language Learners](#)

[ACTFL Proficiency Guidelines 2012](#)

[American Council on the Teaching of Foreign Languages \(ACTFL\)](#)

[Conference of BIG 5 School Districts](#)

[National Guidelines for Implementing the Seal of Biliteracy](#)

[National Seal of Biliteracy Report for the 2018-19 Academic Year](#)

[National Seal of Biliteracy website](#)

[New York State Education Data website](#)

[New York State Education Department website](#)

NYSSB Annual Reports ([2018-19](#), [2019-20](#), [2020-21](#), 2021-22) and the Regional Reports (Capital, Hudson Valley, Long Island, Mid-State, Mid-West, New York City, Western) are available on the [NYSSB Annual Reports website](#).

[NYSSB Guidance Toolkit](#)

[NYSSB Handbook](#)

[NYSSB One-Page Briefs for Stakeholders](#)

[NYSSB Website](#)

Appendices

Appendix A: Criteria to Earn the New York State Seal of Biliteracy (NYSSB)

- A. Students wishing to receive the NYSSB must complete all requirements for graduating with a NYS Regents diploma*;
 B. In addition to the above minimum requirement, students wishing to receive the NYSSB must earn three (3) points from the English criteria and three (3) points from the World Language criteria.

CRITERIA FOR DEMONSTRATING PROFICIENCY IN ENGLISH	POINT VALUE	CRITERIA FOR DEMONSTRATING PROFICIENCY IN A WORLD LANGUAGE	POINT VALUE
1A. Score 80 or higher on the NYS Regents Examination in English Language Arts** or English Language Learners (ELLs) score 75 or above on two Regents exams other than English**, without translation.	1	2A. Complete a Checkpoint C level World Language course, with a grade of 85 or higher, or a comparable score using another scoring system set by the district and approved by the Commissioner, consistent with Checkpoint C standards.	1
1B. ELLs earn an overall score of 290 or better on the New York State English as a Second Language Achievement Test (NYSESLAT) during 9th-12th grades.	1	2B. Provide transcripts from a school in a country outside of the U.S. showing at least three years of instruction in the student's home/native language in Grade 8 or beyond, with an equivalent grade average of B or higher.	1
1C. Complete all 11th- and 12th-grade ELA courses with an average of 85 or higher or a comparable score using another scoring system set by the district and approved by the Commissioner.	1	2C. For students enrolled in a Bilingual Education program, complete all required Home Language Arts (HLA) coursework with an 85 or higher or a comparable score using another scoring system set by the district and approved by the Commissioner.	1
1D. Score at a proficient level on an approved English assessment (See "Approved English Assessments" on page 49 of the Handbook.)	1	2D. Score at a proficient level on an accredited Checkpoint C World Language assessment (See "Checkpoint C World Language Assessments and Minimum Scores" on pages 50-52 of the Handbook.)	1
1E. Present a Culminating Project that meets the criteria for speaking, listening, reading, and writing established by the district's NYS Seal of Biliteracy Committee to a panel of reviewers with proficiency in English.	2	2E. Present a Culminating Project that meets the criteria for speaking, listening, reading, and writing established by the district's NYS Seal of Biliteracy Committee and that is aligned to the NYS Checkpoint C Learning Standards to a panel of reviewers with proficiency in the target language.	2

Testing accommodations recommended in an Individualized Education Program (IEP) or section 504 Accommodations Plan must be provided for all State and districtwide assessments administered to students with disabilities, as consistent with State policy. Students with disabilities should also receive these testing accommodations on Checkpoint C World Language Assessments, as permitted.

* Students in schools with an alternate pathway for graduation approved by the Commissioner will be held to those schools' criteria.

**For information on exemptions for these examinations, please refer to the NYSSB Handbook.

Appendix B: English Language Assessments and Minimum Scores

Completing one or one group of these examinations will yield one point towards the three total points necessary on the criteria point system for demonstrating world language proficiency.

ENGLISH ASSESSMENT	MIN SCORE DEMONSTRATING INTERMEDIATE HIGH PROFICIENCY
AAPPL -The ACTFL Assessment of Performance toward Proficiency in Languages - English	I-5
AP – Advanced Placement Examination* <ul style="list-style-type: none">• AP English Language & Composition• AP English Literature & Composition	3
IB – International Baccalaureate Examination* <ul style="list-style-type: none">• IB English B• IB English A Literature• IB English A Language & Literature• IB English A Literature & Performance IB Language courses are categorized as “A” for the student’s “best” language and “B” as a language other than the best language studied in school. IB courses and exams are categorized as Higher Level (HL) or Standard Level (SL). HL courses require 240 hours of instruction, while SL courses require 150 hours.	4 (HL), 5 (SL)
STAMP4S - Standard Based Measurement of Proficiency - English	6
TOEFL - Test of English as a Foreign Language**	80

*The deadline for Seal Coordinators to submit the End of Year Data Form with all completed criteria for each student is May 5th. Scores for assessments taken in the senior year, especially AP and IB exams, will often not arrive at the school until July. In these cases, the Seals and medallions for any candidates needing scores for such assessments will only be mailed once an amended End of Year Data Form is submitted by the Seal Coordinator to NYSED by no later than July 15th. Seal Coordinators are encouraged to plan out pathways to the NYSSB that will enable as many candidates as possible to complete all requirements prior to May 5th so that these students will have their Seals and medallions available for graduation ceremonies.

**The minimum required score on the TOEFL is available to be used as a point toward criterion 1D to students whose home language is other than English.

Appendix C: Checkpoint C World Language Assessments & Minimum Scores

(based on the upper proficiency level designated for each language group for Checkpoint C)

Completing one or one group of the examinations on the following three (3) pages will yield one (1) point towards the three (3) total points necessary on the criteria point system for demonstrating world language proficiency.

WORLD LANGUAGE ASSESSMENT	LANGUAGES AVAILABLE	MIN SCORE
AAPPL -The ACTFL Assessment of Performance toward Proficiency in Languages	Cat 1-2 Languages: French, German, Italian, Portuguese, Spanish	I-5
	Cat 3-4 Languages: Arabic, Japanese, Korean, Mandarin, Russian	I-2
ACTFL OPI & WPT for the Seal of Biliteracy	Cat 1-2 Languages: Haitian Creole	I-5
	Cat 3-4 Languages: Albanian, Amharic, Bangla, Bosnian, Bulgarian, Cantonese, Croatian, Dari, Gujarati, Hebrew, Hindi, Malayalam, Pashto, Polish, Swahili, Tagalog, Tamil, Thai, Turkish, Ukrainian, Urdu, Vietnamese, Yoruba	I-2
AP – Advanced Placement Examination	Cat 1-2 Languages: French, German, Italian, Spanish* Cat 3-4 Languages: Japanese, Mandarin	4
DELE (Diplomas of Spanish as a Foreign Language)	Spanish	B1
DEL F (Diplôme d’Etudes en Langue Française)	French	B1
Goethe-Zertifikat	German	B1
IB - International Baccalaureate Examination**	IB Language B exams Cat 1-2 Languages: Danish, Dutch, Finnish, French, German, Indonesian, Italian, Norwegian, Portuguese, Spanish, Swahili, Swedish	5 (Standard Level Exam)
	Cat 3-4 Languages: Arabic, Cantonese, Hebrew, Hindi, Japanese, Korean, Mandarin, Russian	4 (Higher Level Exam)
SLPI: ASL – American Sign Language Proficiency Interview	American Sign Language	Intermediate Plus
STAMP4S - Standard Based Measurement of Proficiency	Cat 1-2 Languages: French, German, Italian, Portuguese (Brazilian), Spanish	6
	Cat 3-4 Languages: Arabic, Hebrew, Hindi, Japanese, Korean, Mandarin Chinese (Simplified and Traditional), Polish, Russian	5

*Includes Spanish Language & Culture as well as Spanish Literature & Culture exams.

**Students may only take IB exams if they are enrolled in the corresponding course at an IB school. IB Literature A exams in world languages other than English, although much less common in NYS, are also available at schools who provide them. Such exams may also be used as a point toward criterion 2D.

In this section, students should take exams **in as many modalities as available** to qualify for Checkpoint C credit.

WORLD LANGUAGE ASSESSMENT	LANGUAGES AVAILABLE	MIN SCORE
<u>LPT – The ACTFL Listening Proficiency Test</u> (Listening)	Cat 1-2 Languages: French, German, Italian, Portuguese, Spanish	I-5
	Cat 3-4 Language: Arabic, Mandarin, Japanese, Korean, Russian	I-2
<u>OPI – The ACTFL Oral Proficiency Interview</u> (Speaking)	Cat 1-2 Languages: Afrikaans, Danish, Dutch, Finnish, French, German, Haitian Creole, Indonesian, Italian, Norwegian, Portuguese (European), Romanian, Spanish, Swahili, Swedish	I-5
	Cat 3-4 Languages: Akan-Twi, Albanian, Algerian**, Arabic (MSA), Armenian, Assyrian, Azerbaijani, Baluchi, Bengali, Bosnian, Bulgarian, Burmese, Cambodian, Cantonese, Cebuano, Chechen, Czech, Dari, Egyptian**, Ga, Georgian, Greek (Modern), Gujarati, Hausa, Hebrew, Hindi, Hmong/Mong, Hungarian, Ilocano, Iraqi**, Japanese, Javanese, Jordanian**, Kazakh, Kikongo, Kinyarwanda, Korean, Krio, Kurdish-Kurmanji, Kurdish-Sorani, Lao, Lebanese**, Levantine**, Libyan**, Lingala, Malay, Malayalam, Mandarin, Mandingo-Bambara, Mongolian, Moroccan**, Nepali, Palestinian**, Pashto, Persian Farsi, Polish, Punjabi, Russian, Serbian/Croatian, Sindhi, Sinhalese, Slovak, Somali, Sudanese**, Syrian**, Tagalog, Tajik, Tamil, Tausug, Telugu, Thai, Tunisian**, Turkish, Turkmen, Uighur, Ukrainian, Urdu, Uzbek, Vietnamese, Wolof, Yemeni**, Yoruba, Zulu	I-2
<u>OPIc – Oral Proficiency Interview (computer)</u> Form 3 (Speaking)	Cat 1-2 Languages: French, German, Italian, Portuguese, Spanish	I-5
	Cat 3-4 Languages: Arabic, Japanese, Korean, Mandarin, Pashto, Persian Farsi, Russian, Tagalog, Vietnamese	I-2
<u>RPT – The ACTFL Reading Proficiency Test</u> (Reading)	Cat 1-2 Languages: French, German, Indonesian, Italian, Portuguese, Spanish	I-5
	Cat 3-4 Language: Arabic, Japanese, Korean, Mandarin, Russian	I-2
<u>WPT/BWT – The ACTFL Writing Proficiency Test/Business Writing Test</u> (Writing)	Cat 1-2 Languages Danish, Dutch, French, German, Haitian Creole, Italian, Portuguese, Spanish, Swahili, Swedish	I-5
	Cat 3-4 Languages Albanian, Amharic, Arabic, Armenian, Bengali/ Bangla, Bosnian/Croatian, Bulgarian, Cantonese, Czech, Dari, Greek (Modern), Gujarati, Hebrew, Hindi, Japanese, Korean, Malayalam, Mandarin, Pashto, Persian Farsi, Polish, Russian, Serbo/Croatian, Tamil, Tagalog, Thai, Turkish, Ukrainian, Urdu, Vietnamese, Yoruba	I-2

*Various country-based variants of Arabic

**ILR (Interagency Language Roundtable) only


CLASSICAL LANGUAGE ASSESSMENT	MIN SCORE
AP – Advanced Placement Examination in Latin	4
ALIRA – The ACTFL Latin Interpretive Reading Assessment	I-5
IB – International Baccalaureate Examination <ul style="list-style-type: none"> • Latin • Classical Greek 	5 (SL), 4 (HL)



*2022 NYSSB graduates from Esperanza Preparatory School
(Photo courtesy of Esperanza Preparatory School, NYCDOE)*

Appendix D: High Schools Awarding the NYSSB by Region (2021-22)

Region	District/High School	
Capital	Albany HS	James A. Green JSHS
	Amsterdam HS	Lake George JSHS
	Averill Park HS	Massena SHS
	Ballston Spa SHS	Mayfield JSHS
	Beekmantown HS	Mohonasen SHS
	Bethlehem CSHS	Niskayuna HS
	Burnt Hills-Ballston Lake SHS	Northville HS
	Cairo-Durham HS	Oneonta SHS
	Crown Point CS	Queensbury SHS
	Gloversville HS	Ravena-Coeymans-Selkirk SHS
	Granville JSHS	Saratoga Springs HS
	Greenwich JSHS	Shaker HS
	Hudson Falls HS	Shenendehowa HS
	Hudson HS	Troy HS
	Ichabod Crane SHS	Wells School



*2022 NYSSB graduates from Newburgh Free Academy
(Photo courtesy of Newburgh CSD)*

Region	District/High School	
Hudson Valley	Alexander Hamilton HS	Nyack SHS
	Beacon HS	Onteora HS
	Binghamton HS	Ossining HS
	Brewster HS	Palisade Preparatory School
	Bronxville HS	Pawling HS
	Carmel HS	Pearl River HS
	Clarkstown North SHS	Peekskill HS
	Clarkstown South SHS	Pine Bush SHS
	Croton-Harmon HS	Port Chester SHS
	Downsville CS	Port Jervis SHS
	Fallsburg JSHS	Putnam Valley HS
	Fox Lane HS	Ramapo HS
	Franklin D. Roosevelt SHS	Rhinebeck HS
	Gorton HS	Riverside HS
	Greene HS	Rondout Valley HS
	Haldane HS	Roosevelt HS - Early College Studies
	Harrison HS	Roscoe CS
	Hastings HS	Roy C. Ketcham SHS
	Hendrick Hudson HS	Rye HS
	James I. O'Neill HS	Saugerties SHS
	John Jay SHS	Saunders Trades & Technical HS
	Kingston HS	Sleepy Hollow HS
	Lincoln HS	Spring Valley HS
	Marlboro CHS	Suffern SHS
	Middletown HS	Tappan Zee HS
	Minisink Valley HS	Valhalla HS
	Monroe-Woodbury HS	Valley CHS
	Mt Vernon HS	Warwick Valley HS
	Nanuet HS	Washingtonville HS
	New Paltz SHS	Webutuck/Northeast HS
	New Rochelle HS	White Plains SHS
	Newburgh Free Academy	Yonkers HS
	North Rockland HS	Yonkers Montessori Academy
	North Salem MSHS	Yorktown HS

Region	District/High School	
Long Island	Babylon JSHS	Longwood HS
	Baldwin SHS	Lynbrook SHS
	Bay Shore SHS	Malverne SHS
	Bayport-Blue Point HS	Massapequa HS
	Brentwood HS	Mineola HS
	Carle Place HS	North Babylon HS
	Central Islip SHS	North Shore SHS
	Commack HS	Oceanside SHS
	Comsewogue HS	Patchogue-Medford HS
	Connetquot HS	Riverhead HS
	Deer Park HS	Roslyn HS
	Division Avenue SHS	Sanford H. Calhoun HS
	East Islip HS	Sayville HS
	East Meadow HS	Seaford SHS
	East Rockaway JSHS	Shoreham-Wading River HS
	Eastport-South Manor JSHS	South Side HS
	Freeport HS	Southampton HS
	General Douglas MacArthur SHS	Southold JSHS
	George W. Hewlett HS	St. John the Baptist HS
	Glen Cove HS	Syosset SHS
	Hampton Bays HS	Uniondale HS
	Harborfields HS	Valley Stream Central HS
	Hauppauge HS	Valley Stream North HS
	Hempstead HS	Valley Stream South HS
	Herricks HS	W. Tresper Clarke HS
	Huntington HS	Walt Whitman HS
	Island Trees HS	Walter G. O'Connell Copiague HS
	Islip HS	Wantagh SHS
	John F. Kennedy HS	Ward Melville SHS
	John Glenn HS	Wellington C. Mepham HS
	Lawrence HS	West Hempstead HS
	Lindenhurst SHS	West Islip SHS
	Locust Valley HS	Wheatley School
	Long Beach HS	William Floyd HS

Region	District/High School	
Mid-State	Auburn HS	Lehman Alternative Community School
	Belleville-Henderson CS	Liverpool HS
	Camden SHS	Lowville HS
	Carthage SHS	Lyme CS
	Cato-Meridian JSHS	Maine-Endwell SHS
	Cazenovia HS	Marcellus HS
	Charles O. Dickerson HS	Mexico HS
	Charles W. Baker HS	Moravia JSHS
	Chenango Forks HS	New Hartford SHS
	Chenango Valley HS	Nottingham HS
	Cicero-North Syracuse HS	Onondaga SHS
	Cincinnatus HS	Public Service Leadership Academy at Fowler
	Copenhagen CS	Remsen JSHS
	Corcoran HS	Rome Free Academy
	Cortland HS	Sackets Harbor CS
	Dryden HS	Sandy Creek HS
	Fayetteville-Manlius SHS	Seton Catholic Central
	General Brown JSHS	Sidney HS
	Harpursville JSHS	Skaneateles SHS
	Henninger HS	South Jefferson HS
	Herkimer HS	South Lewis HS
	Indian River HS	Susquehanna Valley SHS
	Institute Of Technology at Syracuse Central	Thomas R. Proctor HS
	Ithaca SHS	Tully JSHS
	Jamesville DeWitt HS	Union Springs HS
	Johnson City SHS	Union-Endicott HS
	Jordan-Elbridge HS	Watkins Glen CHS
	LaFayette JSHS	West Canada Valley JSHS
	Lansing HS	West Genesee SHS

Region	District/High School	
Mid-West	Arcadia HS	Lyons HS
	Athena HS	Marion JSHS
	Batavia HS	Midlakes MSHS
	Bloomfield HS	Naples HS
	Brockport HS	Newark SHS
	Caledonia-Mumford HS	Odyssey Academy
	Churchville-Chili SHS	Olympia HS
	Dansville HS	Perry JSHS
	East Upper HS	Rochester Early College International HS
	Edison Career and Technology HS	School of the Arts
	Eugenio Maria De Hostos Charter School	School Without Walls Commencement Academy
	Gates-Chili HS	Sodus JSHS
	Geneva HS	Spencerport HS
	Hilton HS	Thomas HS
	Holley JSHS	Vestal SHS
	Honeoye Falls-Lima SHS	Victor SHS
	Honeoye MSHS	Waterloo HS
	Irondequoit HS	Wayland-Cohocton HS
	James Monroe Upper School	Wayne SHS
	Joseph C. Wilson Magnet HS	Webster-Schroeder HS
	Le Roy JSHS	Wheatland-Chili HS
	Letchworth SHS	World of Inquiry School No. 58

Region	District/High School	
New York City	A. Philip Randolph Campus HS	Leon M. Goldstein HS for the Sciences
	Academy of American Studies	Long Island City HS
	Bronx Latin School	Lower East Side Preparatory HS
	Bronx School of Law & Finance	Manhattan Academy For Arts & Language
	Brooklyn Technical HS	Manhattan Bridges HS
	Bushwick Leaders High School for Academic Excellence	Midwood HS
	Cathedral Preparatory School and Seminary	Multicultural HS
	Claremont International HS	New Utrecht HS
	Cultural Academy for the Arts and Sciences	New Visions Charter HS - Advanced Math & Science II
	Curtis HS	New Visions Charter HS - Advanced Math & Science III
	Dr. Izquierdo Health & Science Charter School	New Visions Charter HS - Humanities II
	Edward R. Murrow HS	Newcomers HS
	Energy Tech HS	Newtown HS
	Esperanza Preparatory Academy	Pan American International HS
	Eximius College Preparatory Academy: A College Board School	Preston HS
	Fiorello H. LaGuardia High School of Music & Art and Performing Arts	Richmond Hill HS
	Flushing HS	Robert F. Kennedy Community HS
	Fordham Leadership Academy	South Bronx Preparatory
	Forest Hills HS	Staten Island Technical HS
	Francis Lewis HS	Stuyvesant HS
	Franklin D. Roosevelt HS	Susan E. Wagner HS
	Gregorio Luperon HS for Science and Mathematics	The Academy of Urban Planning
	Grover Cleveland HS	The American Dream School
	Herbert H. Lehman HS	The Boerum School for International Studies
	Hillcrest HS	The Brooklyn School for Social Justice
	HS for Arts & Business	The Laboratory School of Finance and Technology
	HS for Youth and Community Development at Erasmus	The Scholars' Academy
	HS of Language and Innovation	Tottenville HS
	HS of World Cultures	Townsend Harris HS
	International Community HS	University Neighborhood HS
	International HS at Prospect Heights	Validus Preparatory Academy
	International School for Liberal Arts	Veritas Academy

	James Madison HS	Westchester Square Academy
	John Adams HS	Young Women's Leadership School, Astoria
	John Bowne HS	

Region	District/High School	
West	Alden SHS	Lafayette International School
	Amherst Central HS	Lancaster HS
	Barker JSHS	Lewis J. Bennett HS of Innovative Technology
	Brocton Middle HS	Lewiston Porter SHS
	Cheektowaga HS	Maple Grove JSHS
	City Honors School	Medina HS
	Clarence SHS	Newfane SHS
	Dunkirk SHS	Niagara Falls HS
	East Aurora HS	Niagara-Wheatfield SHS
	Franklinville JSHS	Orchard Park HS
	Frederick Law Olmsted HS	Riverside Academy HS
	Frewsburg JSHS	Starpoint HS
	Gowanda HS	Sweet Home SHS
	Hutchinson Central Technical HS	The International Preparatory School at Grover
	Iroquois HS	West Seneca East SHS
	Kenmore East SHS	West Seneca West SHS
	Kenmore West SHS	Westfield HS
	L. A. Webber Middle HS	Wilson Middle HS
	Lackawanna HS	



*2022 NYSSB graduates flanked by faculty from Starpoint High School
(Photo courtesy of Starpoint CSD)*

Appendix E: Districts/Schools Awarding the NYSSB by Region (2016-2022)

Capital Region

District	School	2021-22	2020-21	2019-20	2018-19	2017-18	2016-17	2015-16	# of Years Offering the NYSSB
Averill Park CSD	Averill Park HS	X	X	X	X		X		5
Ballston Spa CSD	Ballston Spa HS	X	X	X	X	X	X	X	7
Beekmantown CSD	Beekmantown HS	X							1
Bethlehem CSD	Bethlehem CHS	X							1
Burnt Hills-Ballston Lake	Burnt Hills-Ballston HS	X							1
Cairo-Durham CSD	Cairo-Durham HS	X	X					X	3
Crown Point CS	Crown Point CS	X	X	X	X				4
CSD of Albany	Albany HS	X	X	X	X	X	X		6
Dolgeville CS	James A. Green HS	X	X	X					3
Gloversville City SD	Gloversville City HS	X							1
Granville CSD	Granville HS	X		X					2
Greater Amsterdam CSD	Amsterdam HS	X							1
Greenwich CSD	Greenwich JSHS	X	X	X					3
Herkimer CSD	Herkimer HS	X							1
Hudson City SD	Hudson HS	X							1
Hudson Falls CSD	Hudson Falls HS	X	X	X					3
Kinderhook CSD	Ichabod Crane HS	X	X						2
Lake George CSD	Lake George JSHS	X		X	X				3
Massena CS	Massena HS	X	X	X					3
Mayfield CSD	Mayfield JSHS	X							1
Niskayuna CSD	Niskayuna HS	X	X	X	X		X		5
North Colonie CSD	Shaker HS	X	X	X	X	X	X		6
Northville CSD	Northville HS	X	X	X	X				4
Oneonta CSD	Oneonta HS	X	X	X	X				4
Queensbury UFSD	Queensbury HS	X	X						2
Ravena Coeymans Selkirk CSD	Ravena Coeymans Selkirk HS	X	X						2
Rotterdam-Mohonasen CSD	Mohonasen HS	X	X	X					3
Saratoga Springs CSD	Saratoga Springs HS	X	X	X	X		X		5
Shenendehowa CSD	Shenendehowa HS	X	X	X					3
Troy CSD	Troy HS	X	X	X	X				4
Wells CSD	Wells School	X	X	X					3

Hudson Valley Region

		2021-22	2020-21	2019-20	2018-19	2017-18	2016-17	2015-16	# of Years Offering the NYSSB
District	School								
Beacon CSD	Beacon HS	X	X		X				3
Bedford CSD	Fox Lane HS	X	X	X	X	X	X		6
Brewster CSD	Brewster HS	X	X	X	X	X	X		6
Bronxville	Bronxville HS	X	X	X					3
Carmel CSD	Carmel HS	X	X	X	X				4
Clarkstown CSD	Clarkstown North SHS	X	X	X	X				4
Clarkstown CSD	Clarkstown South SHS	X	X		X				2
Croton Harmon UFSD	Croton Harmon HS	X	X	X	X	X	X		6
Downsville CS	Downsville CS	X	X	X	X				4
East Ramapo CSD	Ramapo HS	X	X	X	X	X	X		6
East Ramapo CSD	Spring Valley HS	X	X	X	X	X	X		6
Elmsford UFSD	Alexander Hamilton HS	X							1
Enlarged CSD of Middletown	Middletown HS	X	X	X	X				4
Fallsburg CS	Fallsburg JSHS	X	X	X	X	X	X		6
Greene CSD	Greene HS	X	X	X	X				4
Haldane CSD	Haldane HS	X			X				2
Harrison CSD	Harrison HS	X	X	X					3
Hastings on Hudson	Hastings HS	X	X	X	X	X			5
Haverstraw Stony Point CSD	North Rockland HS	X	X	X	X	X	X		6
Hendrick Hudson SD	Hendrick Hudson HS	X	X	X	X				4
Highland Falls-Fort Montgomery CSD	James I. O'Neill HS	X	X	X	X				4
Hyde Park CSD	Franklin D. Roosevelt SHS	X	X	X	X				4
Kingston CSD	Kingston HS	X							1
Marlboro CSD	Marlboro HS	X	X	X	X				4
Minisink Valley CS	Minisink Valley HS	X	X	X	X				4
Monroe-Woodbury CSD	Monroe-Woodbury HS	X	X	X	X	X			5
Mount Vernon CSD	Mount Vernon HS	X							1
Nanuet UFSD	Nanuet SHS	X	X	X					3
New Paltz CSD	New Paltz HS	X	X	X	X	X	X		6
New Rochelle CSD	New Rochelle HS	X			X		X		3
Newburgh Enlarged CSD	Newburgh Free Academy	X	X	X	X	X	X		6

		2021-22	2020-21	2019-20	2018-19	2017-18	2016-17	2015-16	# of Years Offering the NYSSB
District	School								
North Salem CSD	North Salem MSHS	X	X	X	X				4
Nyack PS	Nyack HS	X	X	X	X				4
Onteora CSD	Onteora HS	X	X	X	X	X			5
Ossining UFSD	Ossining HS	X	X	X	X		X		5
Pawling CSD	Pawling HS	X	X	X	X	X	X		6
Pearl River SD	Pearl River HS	X	X	X	X				4
Peekskill CSD	Peekskill HS	X	X	X	X	X	X		6
Pine Bush CSD	Pine Bush SHS	X	X	X	X				4
Port Chester-Rye UFSD	Port Chester SHS	X	X	X	X		X		5
Port Jervis City SD	Port Jervis City HS	X							1
Putnam Valley CSD	Putnam Valley HS	X	X	X	X				4
Rhinebeck CSD	Rhinebeck HS	X							1
Rondout Valley CSD	Rondout Valley HS	X	X						2
Roscoe CS	Roscoe CS	X		X					2
Rye CSD	Rye HS	X							1
Saugerties CSD	Saugerties HS	X	X						2
South Orangetown CSD	Tappan Zee HS	X	X	X	X				4
Suffern CSD	Suffern SHS	X	X	X	X	X			5
Tarrytown UFSD	Sleepy Hollow HS	X	X	X	X	X	X		6
Valhalla UFSD	Valhalla HS	X	X						2
Valley CSD (Montgomery)	Valley Central HS	X	X	X					3
Wappingers CSD	John Jay HS	X	X	X	X				4
Wappingers CSD	Roy C. Ketcham HS	X	X	X	X				4
Warwick Valley CSD	Warwick Valley HS	X	X	X	X	X	X		6
Washingtonville CSD	Washingtonville HS	X	X						2
Webutuck/Northeast CSD	Webutuck/Northeast HS	X							1
White Plains CSD	White Plains HS	X	X	X	X	X	X		6
Yonkers PS	Charles E. Gorton HS	X	X	X	X				4
Yonkers PS	Lincoln HS	X	X	X	X	X			5
Yonkers PS	Palisades Preparatory School	X	X	X	X				4
Yonkers PS	Riverside HS	X	X	X	X	X			5
Yonkers PS	Roosevelt HS-Early College Studies	X	X	X	X	X			5
Yonkers PS	Saunders Trades and Technical HS	X	X	X	X				4
Yonkers PS	Yonkers HS	X	X	X	X	X			5

		2021-22	2020-21	2019-20	2018-19	2017-18	2016-17	2015-16	# of Years Offering the NYSSB
District	School								
Yonkers PS	Yonkers Montessori Academy	X	X	X	X				4
Yorktown CSD	Yorktown HS	X	X	X					3



*Administrator Francesca McAuliffe (left) and 2022 NYSSB graduates from Stuyvesant High School
(Photo courtesy of Stuyvesant High School, NYCDOE)*

Long Island Region

		2021-22	2020-21	2019-20	2018-19	2017-18	2016-17	2015-16	# of Years Offering the NYSSB
District	School								
Babylon UFSD	Babylon JSHS	X	X	X	X				4
Baldwin UFSD	Baldwin HS	X	X	X	X	X			5
Bay Shore UFSD	Bay Shore HS	X	X	X	X				4
Bayport-Blue Point UFSD	Bayport-Blue Point HS	X	X	X					3
Bellmore Merrick CHSD	John F. Kennedy HS	X	X	X	X	X			5
Bellmore Merrick CHSD	Sanford H. Calhoun HS	X	X	X	X	X			5
Bellmore Merrick CHSD	Wellington C. Mephram HS	X	X	X	X	X			5
Brentwood UFS	Brentwood HS	X	X	X	X	X	X		6
Brookhaven Comsewogue UFSD	Comsewogue HS	X	X						2
Carle Place UFSD	Carle Place HS	X	X	X	X	X	X		6
Central Islip SD	Central Islip HS	X	X						2
Commack UFSD	Commack HS	X	X	X	X	X	X		6
Connetquot CSD	Connetquot HS	X	X	X	X				4
Copiague UFSD	Walter G. O'Connell Copiague HS	X	X	X	X		X		5
Deer Park UFSD	Deer Park HS	X	X	X	X				4
East Islip UFSD	East Islip HS	X							1
East Meadow SD	East Meadow HS	X	X	X					3
East Meadow SD	W. Tresper Clarke HS	X	X	X					3
East Rockaway UFSD	East Rockaway JSHS	X							1
East Williston SD	The Wheatley School	X	X	X	X	X	X	X	7
Eastport South Manor CSD	Eastport South Manor JSHS	X	X	X	X	X	X		6
Elwood UFSD	John Glenn HS	X	X	X	X		X		5
Freeport PS	Freeport HS	X	X	X	X		X		5

		2021-22	2020-21	2019-20	2018-19	2017-18	2016-17	2015-16	# of Years Offering the NYSSB
District	School								
Glen Cove SD	Glen Cove HS	X	X						2
Hampton Bays	Hampton Bays HS	X	X	X	X	X	X		6
Harborfields CSD	Harborfields HS	X	X	X	X				4
Hauppauge UFSD	Hauppauge HS	X	X	X	X		X		5
Hempstead SD	Hempstead HS	X	X	X	X	X			5
Herricks UFSD	Herricks HS	X							1
Hewlett-Woodmere UFSD	George W. Hewlett HS	X	X	X	X	X			5
Huntington UFSD	Huntington HS	X	X	X	X	X	X		6
Island Trees UFSD	Island Trees HS	X	X	X					3
Islip UFSD	Islip HS	X	X	X	X				4
Lawrence UFSD	Lawrence HS	X	X	X	X		X	X	6
Levittown	Division Ave. HS	X	X	X	X	X			5
Levittown	General Douglas MacArthur HS	X	X	X	X	X			5
Lindenhurst UFSD	Lindenhurst SHS	X	X	X	X		X		5
Locust Valley CSD	Locust Valley HS	X	X	X	X	X			5
Long Beach PS	Long Beach HS	X	X	X	X				4
Longwood CSD	Longwood HS	X	X	X	X		X		5
Lynbrook PS	Lynbrook HS	X	X						2
Malverne UFSD	Malverne SHS	X	X	X	X	X	X		6
Massapequa SD	Massapequa HS	X	X	X					3
Mineola UFSD	Mineola HS	X	X	X	X	X	X		6
North Babylon SD	North Babylon HS	X	X	X					3
North Shore Schools	North Shore HS	X	X	X	X	X	X		6
Oceanside	Oceanside HS	X	X	X	X		X		5
Patchogue-Medford SD	Patchogue-Medford HS	X	X	X	X				4

District	School	2021-22	2020-21	2019-20	2018-19	2017-18	2016-17	2015-16	# of Years Offering the NYSSB
Riverhead CSD	Riverhead HS	X							1
Rockville Centre UFSD	South Side HS	X	X	X	X	X			5
Roslyn UFSD	Roslyn HS	X	X	X	X	X	X		6
Sayville PS	Sayville HS	X	X	X					3
Seaford UFSD	Seaford HS	X							1
Shoreham-Wading River CSD	Shoreham-Wading River HS	X							1
South Huntington UFSD	Walt Whitman HS	X	X	X	X		X		5
Southampton UFSD	Southampton HS	X	X	X	X	X	X		6
Southold UFSD	Southold JSHS	X	X	X	X	X	X		6
Syosset CSD	Syosset HS	X	X	X	X				4
Three Village SD	Ward Melville HS	X	X						2
Uniondale UFSD	Uniondale HS	X	X	X	X	X	X		6
Valley Stream Central High SD	Valley Stream Central HS	X	X	X					3
Valley Stream Central High SD	Valley Stream North HS	X	X	X	X				4
Valley Stream Central High SD	Valley Stream South HS	X	X	X					3
Wantagh UFSD	Wantagh HS	X	X	X	X	X			5
West Hempstead UFSD	West Hempstead HS	X	X	X	X				4
West Islip PS	West Islip HS	X	X	X	X	X	X		6
William Floyd UFSD	William Floyd HS	X							1
	St. John the Baptist Diocesan HS	X	X	X					3

Mid-State Region

District	School	2021-22	2020-21	2019-20	2018-19	2017-18	2016-17	2015-16	# of Years Offering the NYSSB
Auburn Enlarged CSD	Auburn HS	X	X	X	X				4
Baldwinsville CSD	Charles W. Baker HS	X	X	X	X	X	X		6
Belleville Henderson CSD	Belleville Henderson CS	X					X		2
Binghamton CSD	Binghamton HS	X		X					2
Camden CSD	Camden HS	X							1
Carthage CSD	Carthage HS	X	X	X	X				4
Cato Meridian CSD	Cato Meridian JSHS	X	X	X	X				4
Cazenovia	Cazenovia HS	X	X	X	X				4
Chenango Forks CSD	Chenango Forks HS	X	X	X	X				4
Chenango Valley CSD	Chenango Valley HS	X	X	X	X				4
Cincinnatus CSD	Cincinnatus HS	X							1
Copenhagen CSD	Copenhagen CS	X	X		X		X		4
Cortland Enlarged CSD	Cortland HS	X	X	X	X				4
Dryden CSD	Dryden HS	X	X	X					3
Fayetteville-Manlius	Fayetteville-Manlius HS	X							1
General Brown CSD	General Brown JSHS	X	X	X	X				4
Harpursville CSD	Harpursville JSHS	X							1
Indian River CSD	Indian River HS	X	X	X	X	X	X		6
Ithaca CSD	Ithaca HS	X	X	X	X				4
Ithaca CSD	Lehman Alternative Community School	X		X					2
Jamesville DeWitt CS	Jamesville DeWitt HS	X	X	X					3
Johnson City CS	Johnson City HS	X	X	X	X				4
Jordan-Elbridge CS	Jordan-Elbridge HS	X	X	X	X				4
LaFayette CSD	LaFayette JSHS	X							1
Lansing CSD	Lansing HS	X	X	X	X				4
Liverpool CSD	Liverpool HS	X	X	X	X	X			5
Lowville Academy & CS	Lowville HS	X	X	X					3
Lyme CSD	Lyme HS	X							1
Maine-Endwell CSD	Maine-Endwell HS	X	X	X					3
Marcellus CSD	Marcellus HS	X	X	X	X	X			5
Mexico Academy & CSD	Mexico HS	X							1
Moravia CSD	Moravia JSHS	X	X						2
New Hartford CSD	New Hartford HS	X							1

		2021-22	2020-21	2019-20	2018-19	2017-18	2016-17	2015-16	# of Years Offering the NYSSB
District	School								
North Syracuse CSD	Cicero-North Syracuse HS	X	X	X	X	X			5
Onondaga CSD	Onondaga JSHS	X	X	X	X				4
Remsen CSD	Remsen JSHS	X	X	X					3
Rome CSD	Rome Free Academy	X	X	X					3
Sackets Harbor CS	Sackets Harbor CS	X	X	X	X	X	X		6
Sandy Creek CS	Sandy Creek HS	X	X	X					3
Sidney CS	Sidney HS	X	X	X					3
Skaneateles CSD	Skaneateles HS	X	X	X		X	X		5
South Jefferson CSD	South Jefferson HS - Clarke Building	X	X	X	X	X			5
South Lewis CS	South Lewis HS	X	X	X	X	X	X		6
Susquehanna Valley	Susquehanna Valley HS	X	X	X	X				4
Syracuse CSD	Corcoran HS	X	X	X	X	X	X		6
Syracuse CSD	Henninger HS	X	X	X	X	X	X		6
Syracuse CSD	Institute of Technology at Syracuse Central	X	X	X	X	X	X		6
Syracuse CSD	Nottingham HS	X	X	X	X	X	X		6
Syracuse CSD	PSLA at Fowler	X			X	X	X		4
Trumansburg CSD	Charles O. Dickerson HS	X	X						2
Tully CS	Tully JSHS	X	X	X	X				4
Union Springs CSD	Union Springs HS	X							1
Union-Endicott CSD	Union-Endicott HS	X	X	X	X				4
Utica CSD	Thomas R. Proctor HS	X	X	X					3
Vestal CSD	Vestal HS	X	X	X	X				4
Watkins Glen CSD	Watkins Glen HS	X	X		X	X			4
West Canada Valley CS	West Canada Valley JSHS	X	X	X	X				4
West Genesee CSD	West Genesee HS	X	X	X	X	X	X		6
	Seton Catholic Central	X							

Mid-West Region

		2021-22	2020-21	2019-20	2018-19	2017-18	2016-17	2015-16	# of Years Offering the NYSSB
District	School								
Batavia CSD	Batavia HS	X	X	X	X	X	X		6
Brockport CSD	Brockport HS	X	X	X	X				4
Caledonia-Mumford CSD	Caledonia-Mumford HS	X	X	X					3
Churchville-Chili CSD	Churchville-Chili SHS	X	X	X	X	X	X		6
Dansville CSD	Dansville HS	X					X		2
East Bloomfield CSD	Bloomfield Middle HS	X	X	X					3
Gates Chili CSD	Gates Chili HS	X	X	X	X				4
Geneva CSD	Geneva HS	X	X	X	X		X		5
Greece Central	Arcadia HS	X	X	X	X	X	X		6
Greece Central	Athena HS	X	X	X	X	X	X		6
Greece Central	Odyssey Academy	X	X	X	X	X	X		6
Greece Central	Olympia HS	X	X	X	X	X	X		6
Hilton CSD	Hilton HS	X	X	X	X				4
Holley CSD	Holley HS	X							1
Honeoye CSD	Honeoye MSHS	X	X						2
Honeoye Falls - Lima CSD	Honeoye Falls - Lima HS	X	X	X	X				4
Le Roy CS	Le Roy JSHS	X	X	X					3
Letchworth CSD	Letchworth Central HS	X	X						2
Lyons CSD	Lyons HS	X	X						2
Marion CSD	Marion JSHS	X	X	X	X	X			5
Naples CSD	Naples HS	X	X	X					3
Newark CSD	Newark HS	X							1
Perry CSD	Perry JSHS	X	X	X	X				4

		2021-22	2020-21	2019-20	2018-19	2017-18	2016-17	2015-16	# of Years Offering the NYSSB
District	School								
Phelps-Clifton Springs CSD	Midlakes HS	X	X						2
Rochester CSD	East Upper HS	X	X	X	X	X	X		6
Rochester CSD	Edison Career & Technology HS	X	X						2
Rochester CSD	James Monroe HS	X	X	X	X	X			5
Rochester CSD	Joseph C. Wilson Magnet HS	X							1
Rochester CSD	Rochester Early College International HS	X	X	X	X				4
Rochester CSD	School of the Arts	X	X	X					3
Rochester CSD	School Without Walls Commencement Academy	X							1
Rochester CSD	World of Inquiry School No. 58	X							1
Sodus CSD	Sodus JSHS	X	X	X	X		X		5
Spencerport CS	Spencerport HS	X	X	X	X	X			5
Victor CSD	Victor HS	X							1
Waterloo CSD	Waterloo HS	X							1
Wayland-Cohocton CSD	Wayland-Cohocton HS	X							1
Wayne CSD	Wayne SHS	X							1
Webster CS	Schroeder HS	X	X	X	X				4
Webster CS	Thomas HS	X	X	X	X				4
West Irondequoit CSD	Irondequoit HS	X	X	X	X	X	X		6
Wheatland-Chili CSD	Wheatland-Chili HS	X			X	X			3
	Eugenio Maria de Hostos Charter School	X	X	X					3

New York City Region

School	2021-22	2020-21	2019-20	2018-19	2017-18	2016-17	2015-16	# of Years Offering the NYSSB
A. Philip Randolph Campus HS	X	X	X	X				4
Academy of American Studies	X	X	X	X				4
Bronx Latin	X	X						2
Bronx School of Law and Finance	X	X						2
Brooklyn Technical HS	X	X	X	X	X	X	X	7
Bushwick Leaders HS for Academic Excellence	X					X		2
Claremont International HS	X	X		X	X	X		5
Cultural Academy for the Arts and Sciences	X	X						2
Curtis HS	X	X	X			X		4
Edward R. Murrow HS	X	X	X	X	X	X		6
Energy Tech HS	X	X	X	X	X			5
Esperanza Preparatory Academy	X	X	X			X	X	5
Eximius College Preparatory Academy: A College Board School	X	X		X				3
Fiorello H. LaGuardia HS of Music & Art and Performing	X					X		2
Flushing HS	X							1
Fordham Leadership Academy	X	X	X					3
Forest Hills HS	X	X	X	X	X	X	X	7
Francis Lewis HS	X	X	X					3
Franklin Delano Roosevelt HS	X	X		X				3
Gregorio Luperon HS for Science and Mathematics	X	X		X	X	X		5
Grover Cleveland HS	X	X	X	X				4
Herbert H. Lehman HS	X	X		X	X	X		5
Hillcrest HS	X	X						2
HS for Arts and Business	X	X		X	X	X	X	6
HS for Youth and Community Development	X					X		2
HS of Language and Innovation	X	X	X	X	X	X		6
HS of World Cultures	X	X	X	X	X	X	X	7
International Community HS	X	X						2
International HS at Prospect Heights	X							1
International School for Liberal Arts	X	X	X	X	X	X	X	7
James Madison HS	X	X	X	X	X	X		6
John Adams HS	X	X	X	X	X	X		6
John Bowne HS	X							1
Leon M. Goldstein HS for the Sciences	X	X						2

School	2021-22	2020-21	2019-20	2018-19	2017-18	2016-17	2015-16	# of Years Offering the NYSSB
Long Island City HS	X	X	X	X	X	X	X	7
Lower East Side Preparatory HS	X	X						2
Manhattan Academy For Arts & Language	X	X	X	X	X			5
Manhattan Bridges HS	X	X	X	X				4
Midwood HS	X	X	X					3
Multicultural HS	X	X	X	X	X	X		6
New Utrecht HS	X							1
Newcomers HS	X							1
Newtown HS	X	X	X	X	X	X		6
Pan American International HS (Elmhurst)	X	X	X	X	X	X	X	7
Richmond Hill HS	X	X	X					3
Robert F. Kennedy Community HS	X	X	X	X				4
South Bronx Preparatory: A College Board School	X	X	X					3
Staten Island Technical HS	X	X	X					3
Stuyvesant HS	X	X	X	X	X	X		6
Susan E. Wagner HS	X	X			X	X		4
The Academy of Urban Planning and Engineering	X	X				X		3
The Boerum Hill School for International Studies	X	X	X					3
The Brooklyn School for Social Justice	X	X	X	X				4
The Laboratory School of Finance and Technology	X	X		X	X	X		5
The Scholars' Academy	X	X	X	X				4
Tottenville HS	X	X				X		3
Townsend Harris HS	X							1
University Neighborhood HS	X	X	X	X	X	X		6
Validus Preparatory Academy	X	X	X					3
Veritas Academy	X	X						2
Westchester Square Academy	X	X	X	X				4
Young Women's Leadership School, Astoria	X							1
Cathedral Preparatory School & Seminary	X							1
Dr. Richard Izquierdo Health and Science Charter HS	X							1
New Visions Charter HS for Advanced Math and Science II	X	X						2
New Visions Charter HS for Advanced Math and Science III	X	X	X	X				4
New Visions Charter HS for the Humanities II	X			X				2
Preston HS	X	X						2
The American Dream School	X	X						2

Western Region

		2021-22	2020-21	2019-20	2018-19	2017-18	2016-17	2015-16	# of Years Offering
District	School								
Alden CSD	Alden SHS	X	X	X	X	X			5
Amherst CSD	Amherst Central HS	X	X	X					3
Barker CSD	Barker JSHS	X	X						2
Bemus Point	Maple Grove JSHS	X	X	X					3
Brocton CSD	Brocton Middle HS	X							1
Buffalo PS	City Honors School #195	X	X	X	X	X	X		6
Buffalo PS	Frederick Law Olmsted at Kensington #156	X			X	X	X		4
Buffalo PS	Hutchinson Central Technical HS	X	X	X	X	X	X		6
Buffalo PS	Lafayette International Community HS	X	X	X		X	X		5
Buffalo PS	Lewis J. Bennett HS of Innovative Technology	X		X					2
Buffalo PS	Riverside Academy - PS 208	X	X				X		3
Buffalo PS	The International Preparatory School at Grover	X	X	X	X	X			5
Cheektowaga CSD	Cheektowaga HS	X							1
Clarence CSD	Clarence SHS	X	X	X	X	X	X		6
Dunkirk CSD	Dunkirk HS	X	X	X	X				4
East Aurora UFSD	East Aurora HS	X							1
Franklinville CSD	Franklinville HS	X							1
Frewsburg CSD	Frewsburg JSHS	X	X						2
Gowanda CS	Gowanda HS	X	X	X					3
Iroquois CSD	Iroquois HS	X	X	X	X	X	X		6
Kenmore-Tonawanda UFSD	Kenmore East HS	X	X	X	X				4
Kenmore-Tonawanda UFSD	Kenmore West HS	X	X	X	X				4
Lackawanna CSD	Lackawanna HS	X	X						2
Lancaster CSD	Lancaster HS	X	X	X	X	X	X		6
Lewiston-Porter CSD	Lewiston-Porter HS	X	X						2
Lyndonville CSD	L. A. Webber Middle HS	X							1
Medina CSD	Medina HS	X	X	X	X				4
Newfane CSD	Newfane HS	X							1
Niagara Falls CSD	Niagara Falls HS	X	X	X					3

		2021-22	2020-21	2019-20	2018-19	2017-18	2016-17	2015-16	# of Years Offering
District	School								
Niagara Wheatfield CSD	Niagara Wheatfield HS	X	X	X					3
Orchard Park CSD	Orchard Park HS	X	X	X	X				4
Starpoint CS	Starpoint HS	X	X						2
Sweet Home CSD	Sweet Home HS	X	X	X					3
West Seneca CS	West Seneca East SHS	X	X						2
West Seneca CS	West Seneca West SHS	X	X						2
Westfield CS	Westfield HS	X	X	X					3
Wilson CSD	Wilson Middle HS	X							1



2022 NYSSB graduates from PS 198 International Preparatory School at Grover
(Photo courtesy of Buffalo Public Schools)

Appendix F: NYSSB Task Force

David Balsamo, Syosset UFSD
Abby Baruch, NYC RBERN
Chastity Beato, Newburgh Enlarged CSD
Cristina Campbell-Santiago, NYCDOE-Brooklyn Technical HS
Sarah Cioffi, Shenendehowa CSD
Rosemary DeMaio, Preston HS
Melissa Duquette, West RBERN
Miriam Eisenstein Ebsworth, New York University, NABE
Maria Fenton, Mid-State RBERN
Maria Fielteau, Utica CSD
Francisco Garcia-Quezada, NYC RBERN
Jordan Gonzalez, Long Island RBERN
Leslie Hall, Webster CSD
Dr. Aurelia Henriquez, Portchester-Rye CSD
Odelia Khiyaev, Yonkers PS
Pietro Mendola, Buffalo PS
David Mumper, Hudson Valley RBERN
Lyda Ragonese, Syracuse CSD
Juanita Reyes, Capital District RBERN
Carla Ribeiro, Brentwood UFSD
Jill Schimmel, NYCDOE–Division of Multilingual Learners
Finune Shaibi, Sweet Home CSD
Anna Stukes, Mid-West RBERN
Shawnna Sweet, Greece CSD
Diane Tyminski, West Genesee CSD
Gaetano Vaccaro, North Babylon Schools
Ron Woo, NYS Language RBERN



*2022 NYSSB graduate from
Newburgh Free Academy
(Photo courtesy of Newburgh CSD)*

Appendix G: New York State Education Department Staff Members Supporting the NYSSB Task Force

Elisa Alvarez, Associate Commissioner, Office of Bilingual Education and World Languages
Alicia Báez Barinas*, Bilingual Associate, Office of Bilingual Education and World Languages
Candace Black*, World Language Associate, Office of Bilingual Education and World Languages
Ross Garmil, Office Supervisor, Office of Bilingual Education and World Languages
Nick Pandey, Data Analyst, Office of Bilingual Education and World Languages
Yunxiao Zhang*, Educational Specialist, Office of Bilingual Education and World Languages

**Indicates Member of the NYSSB Task Force*

For questions or more information on this report, please contact nyssb@nysed.gov.

List of Figures and Tables

Figures

Figure 1.	Infographic Summary of the NYSSB (2021-22)	8
Figure 2.	Map of State Seal of Biliteracy Programs by Status.....	10
Figure 3.	Percentage of States by Stage of Implementation of a State Seal of Biliteracy Program	11
Figure 4.	ACTFL's Inverted Pyramid.....	15
Figure 5.	Percentage of States by Required ACTFL Proficiency Levels for the Seal of Biliteracy.....	15
Figure 6.	Heat Map of High Schools in New York State Offering the NYSSB (2021-22)	16
Figure 7.	Growth in the Number of Total High Schools Offering the NYSSB (2016-2022)	17
Figure 8.	Percentage of High Schools Offering the NYSSB by Region (2021-22).....	18
Figure 9.	High Schools Offering the NYSSB by Region (2016-2022).....	19
Figure 10A.	High Schools in the Capital Region Offering the NYSSB (2016-2022)	20
Figure 10B.	High Schools in the Hudson Valley Region Offering the NYSSB (2016-2022).....	20
Figure 10C.	High Schools in the Long Island Region Offering the NYSSB (2016-2022).....	20
Figure 10D.	High Schools in the Mid-State Region Offering the NYSSB (2016-2022).....	20
Figure 10E.	High Schools in the Mid-West Region Offering the NYSSB (2016-2022).....	21
Figure 10F.	High Schools in the New York City Region Offering the NYSSB (2016-2022)	21
Figure 10G.	High Schools in the Western Region Offering the NYSSB (2016-2022)	21
Figure 11.	Percentage of Growth in Number of Schools Offering the NYSSB (2016-2022)	22
Figure 12A.	Percentage of Growth in Number of Schools in the Capital Region Offering the NYSSB (2016-2022).....	23
Figure 12B.	Percentage of Growth in Number of Schools in the Hudson Valley Region Offering the NYSSB (2016-2022).....	23
Figure 12C.	Percentage of Growth in Number of Schools in the Long Island Region Offering the NYSSB (2016-2022).....	23
Figure 12D.	Percentage of Growth in Number of Schools in the Mid-State Region Offering the NYSSB (2016-2022).....	23
Figure 12E.	Percentage of Growth in Number of Schools in the Mid-West Region Offering the NYSSB (2016-2022).....	24
Figure 12F.	Percentage of Growth in Number of Schools in the New York City Region Offering the NYSSB (2016-2022).....	24
Figure 12G.	Percentage of Growth in Number of Schools in the Western Region Offering the NYSSB (2016-2022).....	24

Figure 13.	Number of High Schools Offering vs. Number of District High Schools Not Offering the NYSSB by Region (2021-22).....	26
Figure 14A.	High Schools in the Capital Region Offering vs. District High Schools Not Offering the NYSSB (2021-22).....	28
Figure 14B.	High Schools in the Hudson Valley Region Offering vs. District High Schools Not Offering the NYSSB (2021-22).....	28
Figure 14C.	High Schools in the Long Island Region Offering vs. District High Schools Not Offering the NYSSB (2021-22).....	28
Figure 14D.	High Schools in the Mid-State Region Offering vs. District High Schools Not Offering the NYSSB (2021-22).....	28
Figure 14E.	High Schools in the Mid-West Region Offering vs. District High Schools Not Offering the NYSSB (2021-22).....	29
Figure 14F.	High Schools in the New York City Region Offering vs. District High Schools Not Offering the NYSSB (2021-22).....	29
Figure 14G.	High Schools in the Western Region Offering vs. District High Schools Not Offering the NYSSB (2021-22).....	29
Figure 15.	Number of Schools Offering the NYSSB as a Percentage of Total District High Schools in NYS (2016-2022).....	30
Figure 16A.	Capital NYSSB Schools as a Percentage of Total District High Schools in the Region (2016-2022).....	31
Figure 16B.	Hudson Valley NYSSB Schools as a Percentage of Total District High Schools in the Region (2016-2022).....	31
Figure 16C.	Long Island NYSSB Schools as a Percentage of Total District High Schools in the Region (2016-2022)	31
Figure 16D.	Mid-State NYSSB Schools as a Percentage of Total District High Schools in the Region (2016-2022).....	31
Figure 16E.	Mid-West NYSSB Schools as a Percentage of Total District High Schools in the Region (2016-2022).....	32
Figure 16F.	New York City NYSSB Schools as a Percentage of Total District High Schools in the Region (2016-2022).....	32
Figure 16G.	Western NYSSB Schools as a Percentage of Total District High Schools in the Region (2016-2022).....	32
Figure 17.	Percentage of Schools by Seal Participation Levels (2021-22).....	33
Figure 18.	Number of Students Awarded the NYSSB (2016-2022)	34
Figure 19.	Number of Students Awarded the NYSSB by Region (2021-22)	34
Figure 20A.	Number of Students Awarded the NYSSB in the Capital Region (2016-2022)	35
Figure 20B.	Number of Students Awarded the NYSSB in the Hudson Valley Region (2016-2022)	35

Figure 20C.	Number of Students Awarded the NYSSB in the Long Island Region (2016-2022)	35
Figure 20D.	Number of Students Awarded the NYSSB in the Mid-State Region (2016-2022)	35
Figure 20E.	Number of Students Awarded the NYSSB in the Mid-West Region (2016-2022)	36
Figure 20F.	Number of Students Awarded the NYSSB in the New York City Region (2016-2022)	36
Figure 20G.	Number of Students Awarded the NYSSB in the Western Region (2016-2022)	36
Figure 21.	Percentage of Students Awarded the NYSSB by Gender (2021-22)	37
Figure 22.	Number of Students Earning the NYSSB by Gender (2020-2022)	37
Figure 23A.	Number of Students Awarded the NYSSB in the Capital Region by Gender (2020-22)	38
Figure 23B.	Number of Students Awarded the NYSSB in the Hudson Valley Region by Gender (2020-22)	38
Figure 23C.	Number of Students Awarded the NYSSB in the Long Island Region by Gender (2020-22)	38
Figure 23D.	Number of Students Awarded the NYSSB in the Mid-State Region by Gender (2020-22)	38
Figure 23E.	Number of Students Awarded the NYSSB in the Mid-West Region by Gender (2020-22)	39
Figure 23F.	Number of Students Awarded the NYSSB in the New York City Region by Gender (2020-22)	39
Figure 23G.	Number of Students Awarded the NYSSB in the Western Region by Gender (2020-22)	39
Figure 24.	Percentages of Male, Female, and Non-Binary Seal Earners by Region (2021-22)	40
Figure 25.	Percentage of Students Awarded the NYSSB by Race/Ethnicity (2021-22)	41
Figure 26.	Number of Students Awarded the NYSSB by Race/Ethnicity (2020-2022)	42
Figure 27A.	Number of Students Awarded the NYSSB in the Capital Region by Race/Ethnicity (2021-22)	44
Figure 27B.	Number of Students Awarded the NYSSB in the Hudson Valley Region by Race/Ethnicity (2021-22)	44
Figure 27C.	Number of Students Awarded the NYSSB in the Long Island Region by Race/Ethnicity (2021-22)	44
Figure 27D.	Number of Students Awarded the NYSSB in the Mid-State Region by Race/Ethnicity (2021-22)	44
Figure 27E.	Number of Students Awarded the NYSSB in the Mid-West Region by Race/Ethnicity (2021-22)	45
Figure 27F.	Number of Students Awarded the NYSSB in the New York City Region by Race/Ethnicity (2021-22)	45
Figure 27G.	Number of Students Awarded the NYSSB in the Western Region by Race/Ethnicity (2021-22)	45
Figure 28.	Percentage of Seal Earners vs. Average Statewide Enrollment in 12th grade by Race/Ethnicity (2021-22)	46
Figure 29.	Percentage of Seal Earners by Race/Ethnicity (2020-2022)	47
Figure 30.	Percentage of Students Awarded the NYSSB by ELL Status (2021-22)	48

Figure 31.	Percentage of Students Awarded the NYSSB by ELL Status (2016-2022).....	49
Figure 32.	ELLs as a Percentage of all Seal Earners by Region (2016-2022)	50
Figure 33A.	Number of Students who Earned the NYSSB in the Capital Region by ELL Status (2016-2022).....	54
Figure 33B.	Number of Students who Earned the NYSSB in the Hudson Valley Region by ELL Status (2016-2022).....	55
Figure 33C.	Number of Students who Earned the NYSSB in the Long Island Region by ELL Status (2016-2022).....	55
Figure 33D.	Number of Students who Earned the NYSSB in the Mid-State Region by ELL Status (2016-2022).....	56
Figure 33E.	Number of Students who Earned the NYSSB in the Mid-West Region by ELL Status (2016-2022).....	57
Figure 33F.	Number of Students who Earned the NYSSB in the New York City Region by ELL Status (2016-2022).....	58
Figure 33G.	Number of Students who Earned the NYSSB in the Western Region by ELL Status (2016-2022) ...	58
Figure 34.	Total Eligible Students who Earned the NYSSB vs. Eligible Students Not Pursuing the NYSSB from Participating Schools by Region (2021-22)	60
Figure 35A.	Percentage of ELLs who Earned the NYSSB vs. Eligible ELLs Not Pursuing the NYSSB from Participating Schools (2021-22).....	61
Figure 35B.	Percentage of Ever ELLs who Earned the NYSSB vs. Eligible Ever ELLs Not Pursuing the NYSSB from Participating Schools (2021-22).....	61
Figure 35C.	Percentage of Never ELLs whose Home Language is English who Earned the NYSSB vs. Eligible Never ELLs whose Home Language is English Not Pursuing the NYSSB from Participating Schools (2021-22).....	62
Figure 35D.	Percentage of Never ELLs whose Home Language is Other Than English who Earned the NYSSB vs. Eligible Never ELLs whose Home Language is Other Than English Not Pursuing the NYSSB from Participating Schools (2021-22).....	62
Figure 36A.	ELLs who Earned the NYSSB vs. Eligible ELLs Not Pursuing the NYSSB by Region from Participating Schools (2021-22).....	63
Figure 36B.	Ever ELLs who Earned the NYSSB vs. Eligible Ever ELLs Not Pursuing the NYSSB by Region from Participating Schools (2021-22).....	63
Figure 36C.	Never ELLs whose Home Language is English who Earned the NYSSB vs. Eligible Never ELLs whose Home Language is English Not Pursuing the NYSSB from Participating Schools by Region (2021- 22)	64
Figure 36D.	Never ELLs whose Home Language is Other Than English who Earned the NYSSB vs. Eligible Never ELLs whose Home Language is Other Than English Not Pursuing the NYSSB from Participating Schools by Region (2021-22)	64

Figure 37.	Treemap of the Most Frequent Languages in which Students Were Awarded the NYSSB (2021-22).....	66
Figure 38.	Number of World Languages Other Than English in which Students Were Awarded the NYSSB (2016-2022).....	67
Figure 39.	Number of Schools that Awarded the NYSSB in Two World Languages in Addition to English by Region (2020-2022).....	71
Figure 40.	Number of Schools that Awarded the NYSSB in Three World Languages in Addition to English by Region (2020-2022)	72
Figure 41.	Number of Students that Used Various Points in English to Earn the Seal (2016-2022).....	73
Figure 42.	Points from Criteria Used to Satisfy the English Requirements of the NYSSB as a Percentage of All English Points (2021-22)	74
Figure 43.	Number of Students that Used Various Assessments as Points in English toward Criterion 1D to Earn the NYSSB (2021-22)	75
Figure 44A.	How ELLs Earned Points toward the NYSSB in English (2021-22)	76
Figure 44B.	How Ever ELLs Earned Points toward the NYSSB in English (2021-22)	76
Figure 44C.	How Never ELLs (HL = English) Earned Points toward the NYSSB in English (2021-22).....	76
Figure 44D.	How Never ELLs (HL ≠ English) Earned Points toward the NYSSB in English (2021-22).....	76
Figure 45.	Number of Students that Used Various Points in One or More World Languages to Earn the NYSSB (2016-2022).....	78
Figure 46.	Points from Criteria Used to Satisfy the World Language Requirements of the NYSSB as a Percentage of All World Language Points (2021-22)	79
Figure 47.	Number of Students that Used Various Assessments as Points in World Languages towards Criterion 2D to Earn the NYSSB (2021-22).....	80
Figure 48A.	How ELLs Earned Points Toward the NYSSB in World Languages (2021-22)	81
Figure 48B.	How Ever ELLs Earned Points Toward the NYSSB in World Languages (2021-22).....	81
Figure 48C.	How Never ELLs (HL = English) Earned Points Toward the NYSSB in World Languages (2021-22)..	81
Figure 48D.	How Never ELLs (HL ≠ English) Earned Points Toward the NYSSB in World Languages (2021-22)..	81
Figure 49.	Number of Students Awarded the NYSSB from BIG 5 School Districts (2021-22).....	84
Figure 50.	Number of Students Awarded the NYSSB from BIG 5 Districts by Year (2016-2022)	85
Figure 51.	Percentage of Students Awarded the NYSSB from BIG 5 School Districts by Gender (2021-22)	86
Figure 52.	Number of Students Awarded the NYSSB from BIG 5 School Districts by Gender (2020-2022)	86
Figure 53.	Number of Students Awarded the NYSSB by Gender by BIG 5 District (2021-22)	87
Figure 54A.	Gender Make-up of Seal Earners from Buffalo Schools (2021-22)	87
Figure 54B.	Gender Make-up of Seal Earners from New York City Schools (2021-22)	88
Figure 54C.	Gender Make-up of Seal Earners from Rochester Schools (2021-22).....	88

Figure 54D. Gender Make-up of Seal Earners from Syracuse Schools (2021-22).....	88
Figure 54E. Gender Make-up of Seal Earners from Yonkers Schools (2021-22)	88
Figure 55. Number of Students Awarded the NYSSB by Race/Ethnicity by BIG 5 District (2021-22)	89
Figure 56. Percentage of Students Awarded the NYSSB from BIG 5 School Districts by Race/Ethnicity (2021-22).....	90
Figure 57A. Percentage of Students Awarded the NYSSB by Race/Ethnicity from Buffalo Schools (2021-22) ..	90
Figure 57B. Percentage of Students Awarded the NYSSB by Race/Ethnicity from New York City Schools (2021-22).....	91
Figure 57C. Percentage of Students Awarded the NYSSB by Race/Ethnicity from Rochester Schools (2021-22).....	91
Figure 57D. Percentage of Students Awarded the NYSSB by Race/Ethnicity from Syracuse Schools (2021-22).....	91
Figure 57E. Percentage of Students Awarded the NYSSB by Race/Ethnicity from Yonkers Schools (2021-22) .	91
Figure 58. Number of Students Awarded the NYSSB by ELL Status by BIG 5 District (2021-22)	92
Figure 59. Evolution of the Number of Students Awarded the NYSSB by ELL Status by BIG 5 District (2016- 2022)	93
Figure 60. Percentage of Students Awarded the NYSSB from BIG 5 School Districts by ELL Status (2021-22).....	94
Figure 61A. Percentage of Students Awarded the NYSSB by ELL Status from Buffalo Schools (2021-22).....	94
Figure 61B. Percentage of Students Awarded the NYSSB by ELL Status from New York City Schools (2021-22).....	95
Figure 61C. Percentage of Students Awarded the NYSSB by ELL Status from Rochester Schools (2021-22)	95
Figure 61D. Percentage of Students Awarded the NYSSB by ELL Status from Syracuse Schools (2021-22)	95
Figure 61E. Percentage of Students Awarded the NYSSB by ELL Status from Yonkers Schools (2021-22)	95

Tables

Table 1.	Required Proficiency Levels, AP Scores, IB Scores, and Year of Adoption of the State Seals of Bilingualism	12
Table 2.	Number of High Schools Offering the NYSSB by Region and Percentage of Total NYSSB Schools Represented by Region (2021-22)	18
Table 3.	High Schools Offering the NYSSB as a Percentage of Total High Schools in Region (2021-22)	25
Table 4.	Seal Earners by Race/Ethnicity by Region (2020-2022)	43
Table 5.	Number of Students Awarded the NYSSB by ELL Status by Region (2016-2022)	51
Table 6.	World Languages in which Students were Awarded the NYSSB (2021-22)	65
Table 7.	Number of Students Awarded the NYSSB in One, Two, Three, or Four World Languages in Addition to English (2019-2022)	67
Table 8.	Number of Students Completing the NYSSB in Two World Languages in Addition to English by the Second Language (2021-22)	68
Table 9.	Number of Students Completing the NYSSB in Three World Languages in Addition to English by the Third Language (2021-22)	68
Table 10A.	Schools in the Capital Region with Students who Earned the NYSSB in Two World Languages in Addition to English (2021-22)	69
Table 10B.	Schools in the Hudson Valley Region with Students who Earned the NYSSB in Two World Languages in Addition to English (2021-22)	69
Table 10C.	Schools in the Long Island Region with Students who Earned the NYSSB in Two World Languages in Addition to English (2021-22)	70
Table 10D.	Schools in the Mid-State Region with Students who Earned the NYSSB in Two World Languages in Addition to English (2021-22)	70
Table 10E.	Schools in the Mid-West Region with Students who Earned the NYSSB in Two World Languages in Addition to English (2021-22)	70
Table 10F.	Schools in the New York City Region with Students who Earned the NYSSB in Two World Languages in Addition to English (2021-22)	71
Table 10G.	Schools in the Western Region with Students who Earned the NYSSB in Two World Languages in Addition to English (2021-22)	71
Table 11A.	Schools in the Hudson Valley Region with Students who Earned the NYSSB in Three World Languages in Addition to English (2021-22)	72

Table 11B. Schools in the Long Island Region with Students who Earned the NYSSB in Three World Languages in Addition to English (2021-22) 72

Table 11C. Schools in the Mid-State Region with Students who Earned the NYSSB in Three World Languages in Addition to English (2021-22) 72

Table 11D. Schools in the Mid-West Region with Students who Earned the NYSSB in Three World Languages in Addition to English (2021-22) 72

Table 12. 1D Assessments in English Used by Various Student Groups to Earn Points toward the NYSSB (2021-22) 77

Table 13. 2D Assessments in World Languages Used by Various Student Groups to Earn Points towards the NYSSB (2021-22) 82

Regional Infographics for the NYSSB

- [Capital Region](#)
- [Hudson Valley Region](#)
- [Long Island Region](#)
- [Mid-State Region](#)
- [Mid-West Region](#)
- [New York City Region](#)
- [Western Region](#)
- [NYCDOE District Schools](#)

Regional Reports for the NYSSB

- [Capital Region](#)
- [Hudson Valley Region](#)
- [Long Island Region](#)
- [Mid-State Region](#)
- [Mid-West Region](#)
- [New York City Region](#)
- [Western Region](#)

References

Black, Chou & Hancock (2020). *The 2018-19 National Seal of Biliteracy Report*.

Chou, Arthur. *The Seal of Biliteracy*, 28 Feb. 2023, 9:00, www.sealofbiliteracy.org/.

New York State Department of Education (NYSED) (2019). *The New York State Seal of Biliteracy 2018-19 Report*. By the Office of Bilingual Education and World Languages.

New York State Department of Education (NYSED) (2020). *The New York State Seal of Biliteracy 2019-20 Report*. By the Office of Bilingual Education and World Languages.

New York State Department of Education (NYSED) (2022). *The New York State Seal of Biliteracy 2020-21 Report*. By the Office of Bilingual Education and World Languages.

New York State Department of Education (NYSED) (2023). *The New York State Seal of Biliteracy 2021-22 Report*. By the Office of Bilingual Education and World Languages.

New York State Department of Education (NYSED) (2023). *The New York State Seal of Biliteracy in the Capital Region Report 2021-22*. By the Office of Bilingual Education and World Languages.

New York State Department of Education (NYSED) (2023). *The New York State Seal of Biliteracy in the Hudson Valley Region Report 2021-22*. By the Office of Bilingual Education and World Languages.

New York State Department of Education (NYSED) (2023). *The New York State Seal of Biliteracy in the Long Island Region Report 2021-22*. By the Office of Bilingual Education and World Languages.

New York State Department of Education (NYSED) (2023). *The New York State Seal of Biliteracy in the Mid-State Region Report 2021-22*. By the Office of Bilingual Education and World Languages.

New York State Department of Education (NYSED) (2023). *The New York State Seal of Biliteracy in the Mid-West Region Report 2021-22*. By the Office of Bilingual Education and World Languages.

New York State Department of Education (NYSED) (2023). *The New York State Seal of Biliteracy in the New York City Region Report 2021-22*. By the Office of Bilingual Education and World Languages.

New York State Department of Education (NYSED) (2023). *The New York State Seal of Biliteracy in the Western Region Report 2021-22*. By the Office of Bilingual Education and World Languages.