

NYS Grades 4-8 Teacher Growth Scores: From MGP to HEDI Ratings and Scores 2021-22

PREPARED FOR THE NEW YORK STATE EDUCATION DEPARTMENT BY EDUCATION ANALYTICS
LAST UPDATED: NOVEMBER 2022

How is MGP Classified into 3012-d Growth Rating for Teachers of Grades 4-8 in 2021-22?

To determine HEDI (i.e., Highly Effective, Effective, Developing, and Ineffective) ratings and scores, the MGPs for all teachers statewide are compared.

The HEDI rating is determined in two steps: 1. Determine where the teacher’s MGP lies compared to all other teacher MGPs in the State, and 2. Use the confidence interval of each teacher’s MGP to determine their overall growth rating. This two-step process is done because, as with all statistical calculations, there is some uncertainty associated with the SGP estimates. Although the reported MGP is the best estimate for any teacher, MGPs are also reported with an upper limit and a lower limit that represent the range of scores, or confidence interval, wherein an educator’s true MGP lies 95 percent of the time. The width of the confidence interval is affected by such factors as the number of students included in generating the score, the spread of student scores, and the characteristics of tests students take. **Figures 1 and 2** show how MGPs are assigned to HEDI ratings in this two-step process.

FIGURE 1. HEDI CLASSIFICATION FLOWCHART

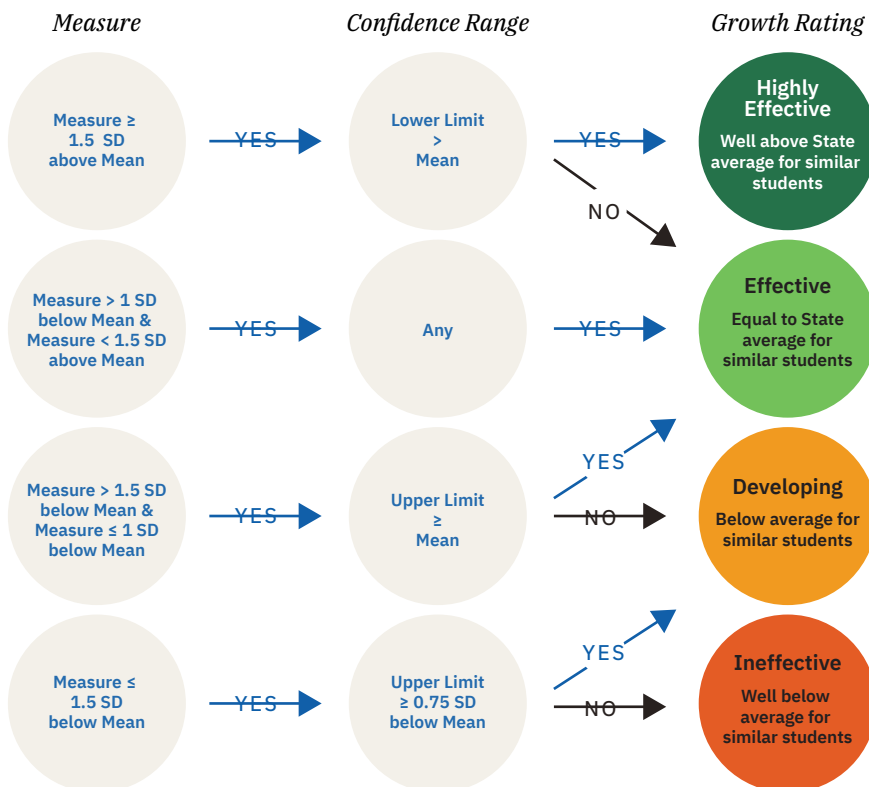
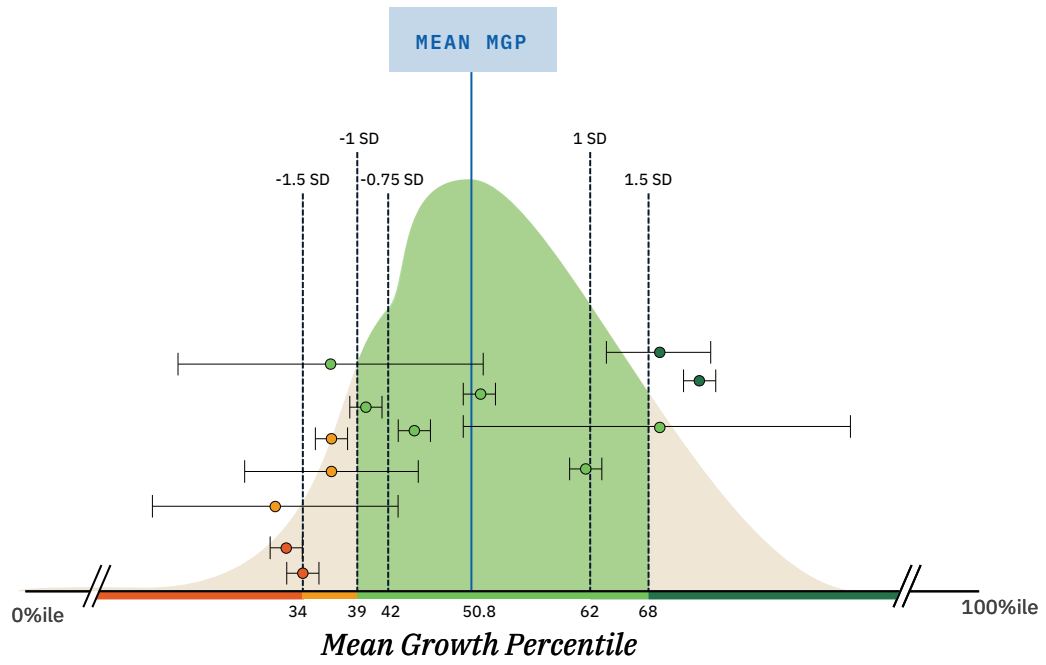


FIGURE 2. HEDI CLASSIFICATION DIAGRAM



= The confidence interval for a teachers's MGP SD = Standard Deviation


Ineffective



0-12 Points

Well below state average
for similar students

Developing



13-14 Points

Below state average
for similar students


Effective



15-17 Points

Equal to state average
for similar students

Highly Effective



18-20 Points

Well above state average
for similar students

How are 3012-d Growth Score Points for Teachers Assigned in 2021-22?

FIGURE 3. 2021-22 HEDI POINT CLASSIFICATION

	HEDI Points	Min MGP	Max MGP
Ineffective Well Below Average For Similar Students (0-12 Points)	0	9	20
	1	21	22
	2	23	23
	3	24	24
	4	25	25
	5	26	26
	6	27	27
	7	28	28
	8	29	29
	9	30	30
	10	31	31
	11	32	32
	12	33	34
Developing Below Average For Similar Students (13-14 Points)	13	26	35
	14	36	39
Effective Equal To State Average For Similar Students (15-17 Points)	15	35	47
	16	48	55
	17	56	67
Highly Effective Well Above State Average For Similar Students (18-20 Points)	18	68	69
	19	70	72
	20	73	92

Point value of 13 includes teachers with MGPs in the Ineffective category but confidence ranges of 42 or above

Point value of 15 includes teachers with MGPs in the Developing category but confidence ranges above state average

Point value of 17 includes teachers with MGPs in the Highly Effective category but confidence ranges below state average

Disclaimer

If there are any discrepancies between the language in these materials and the Statute, Regulations, or APPR Guidance, the Statute, Regulations, or APPR Guidance prevail.