

# NYS Grades 4-8 School Growth Scores: From MGP to HEDI Ratings and Scores 2021-22

PREPARED FOR THE NEW YORK STATE EDUCATION DEPARTMENT BY EDUCATION ANALYTICS  
LAST UPDATED: NOVEMBER 2022

## How is MGP Classified into 3012-d Growth Rating for Schools with Grades 4-8 in 2021-22?

A school’s State-provided growth rating (the HEDI rating) and growth score (0-20) is based on the “mean growth percentile” or MGP, the aggregate measure of student growth in the school. An MGP is calculated by finding the average of all the SGPs for students attributed to a school across grades and subjects. That MGP is then reported with an upper limit and a lower limit representing a 95-percent confidence range (because all statistical calculations contain some uncertainty). We use the overall adjusted MGP (the MGP that combines information across all applicable grade levels and subjects) and upper- and lower-limit MGPs to determine growth ratings, as shown in **Figures 1 and 2**.

A growth score of 0-20 points is then assigned within each growth rating category (HEDI) using the scoring bands prescribed in Subpart 30-3 of the Rules of the Board of Regents.

**FIGURE 1. HEDI CLASSIFICATION FLOWCHART**

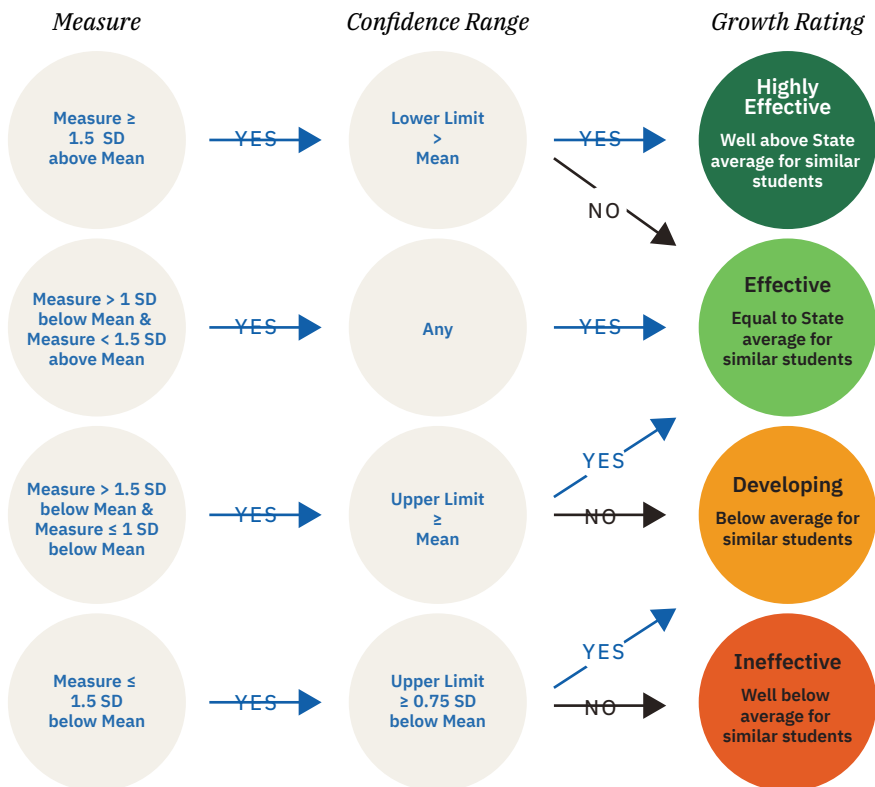
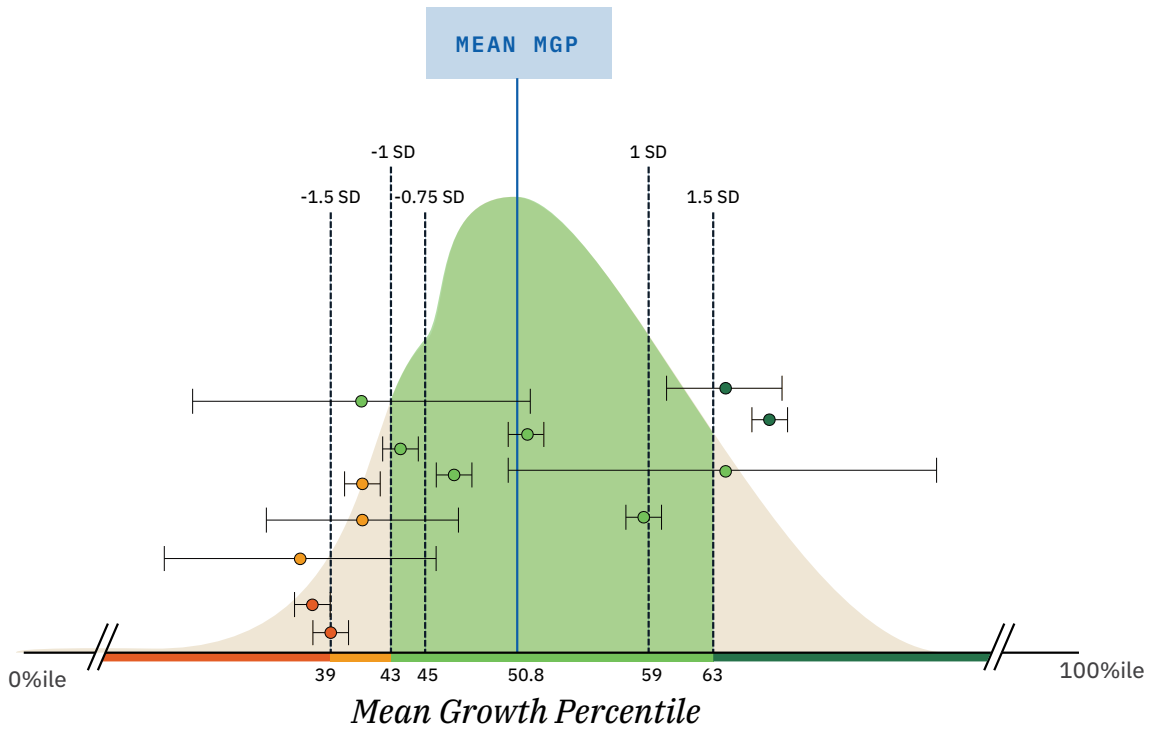
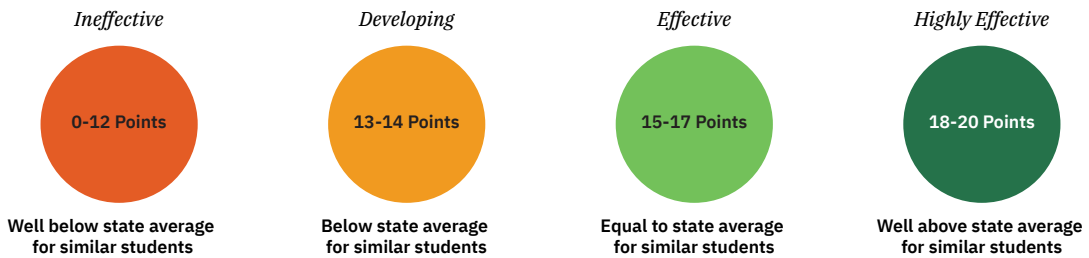


FIGURE 2. HEDI CLASSIFICATION DIAGRAM



= The confidence interval for a school's MGP      SD = Standard Deviation



# How are 3012-d Growth Score Points for Schools with Grades 4-8 Assigned in 2021-22?

FIGURE 3. 2021-22 HEDI POINT CLASSIFICATION

	HEDI Points	Min MGP	Max MGP	
<b>Ineffective</b> Well Below Average For Similar Students (0-12 Points)	0	11.0	28.0	
	1	28.5	31.5	
	2	32.0	33.0	
	3	33.5	34.0	
	4	34.5	35.0	
	5	35.5	35.5	
	6	36.0	36.0	
	7	36.5	36.5	
	8	37.0	37.0	
	9	37.5	37.5	
	10	38.0	38.0	
	11	38.5	38.5	
	12	39.0	39.0	
<b>Developing</b> Below Average For Similar Students (13-14 Points)	13	33.0	40.5	← Point value of 13 includes schools with MGPs in the Ineffective category but confidence ranges of 45 or above
	14	41.0	43.0	
<b>Effective</b> Equal To State Average For Similar Students (15-17 Points)	15	39.5	48.5	← Point value of 15 includes principals with MGPs in the Developing category but confidence ranges above state average
	16	49.0	53.5	
	17	54.0	64.5	← Point value of 17 includes principals with MGPs in the Highly Effective category but confidence ranges below state average
<b>Highly Effective</b> Well Above State Average For Similar Students (18-20 Points)	18	63.0	64.0	
	19	64.5	67.0	
	20	67.5	84.0	

Note: Values are rounded to the nearest 0.5

## Disclaimer

If there are any discrepancies between the language in these materials and the Statute, Regulations, or APPR Guidance, the Statute, Regulations, or APPR Guidance prevail.