

NYS Grades 4-8 Principal Growth Scores: From MGP to HEDI Ratings and Scores 2021-22

PREPARED FOR THE NEW YORK STATE EDUCATION DEPARTMENT BY EDUCATION ANALYTICS
LAST UPDATED: NOVEMBER 2022

How is MGP Classified into 3012-d Growth Rating for Principals with Grades 4-8 in 2021-22?

A principal’s State-provided growth rating (the HEDI rating) and growth score (0-20) are based on the “mean growth percentile” or MGP, the aggregate measure of student growth in the principal’s school. An MGP is calculated by finding the average of all the SGPs for students attributed to a principal across grades and subjects. That MGP is then reported with an upper limit and a lower limit representing a 95-percent confidence range (because all statistical calculations contain some uncertainty). We use the overall adjusted MGP (the MGP that combines information across all applicable grade levels and subjects) and upper- and lower-limit MGPs to determine growth ratings, as shown in **Figures 1 and 2**.

A growth score of 0-20 points is then assigned within each growth rating category (HEDI) using the scoring bands prescribed in Subpart 30-3 of the Rules of the Board of Regents.

FIGURE 1. HEDI CLASSIFICATION FLOWCHART

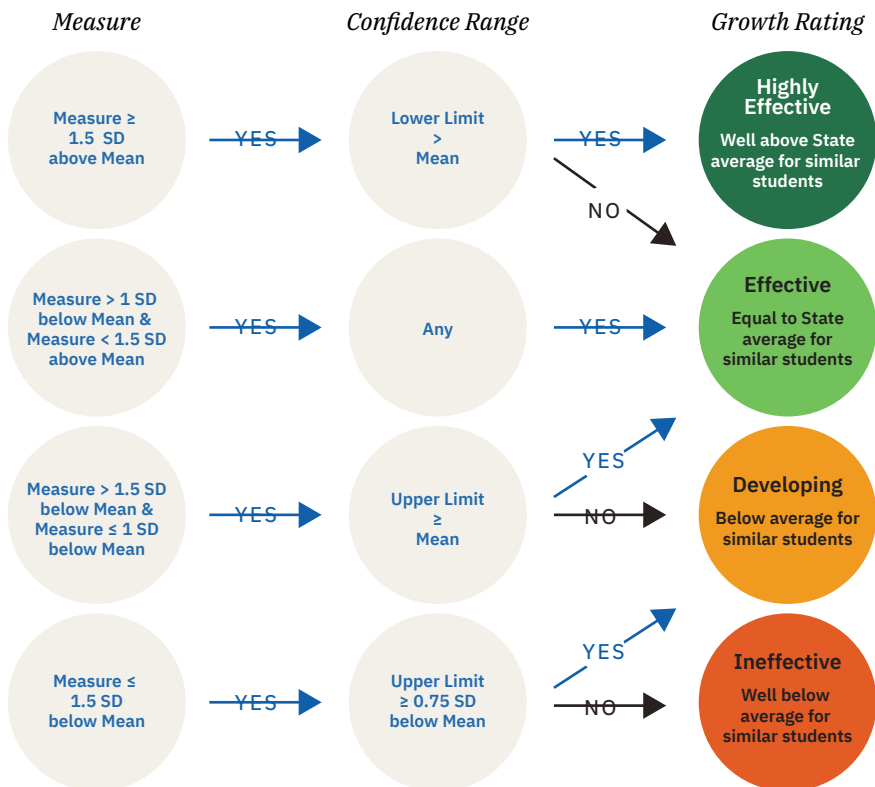
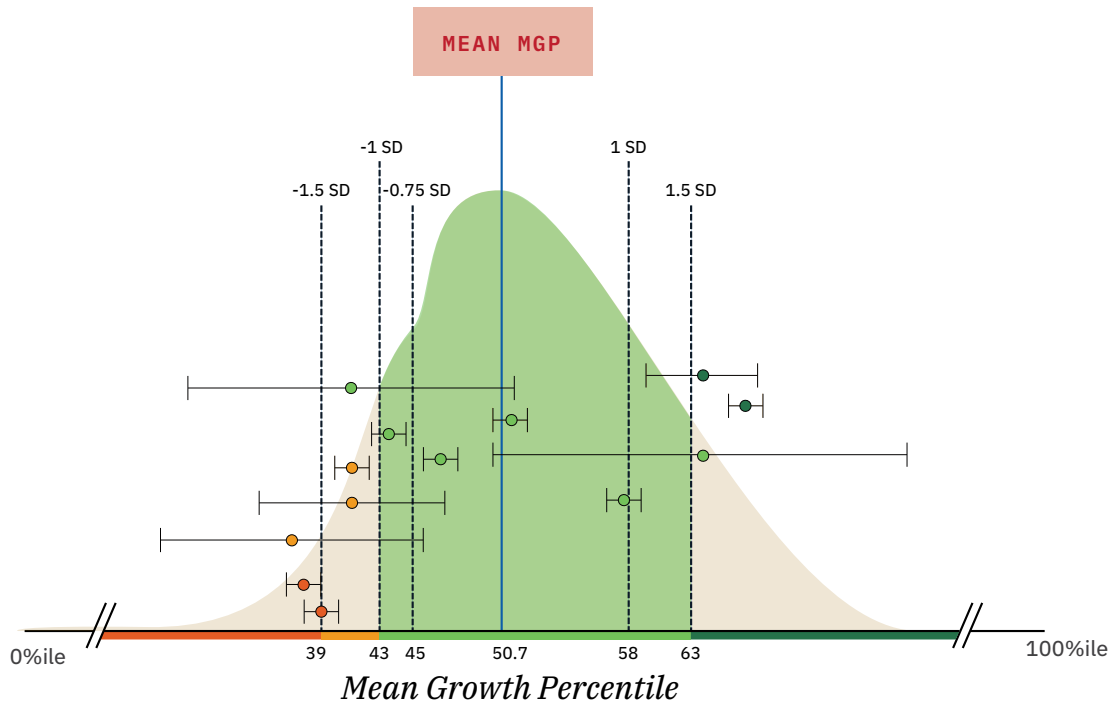
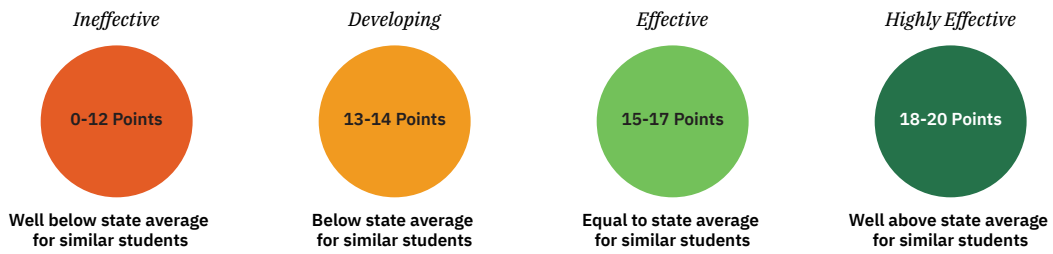


FIGURE 2. HEDI CLASSIFICATION DIAGRAM



= The confidence interval for a principal's MGP SD = Standard Deviation



How are 3012-d Growth Score Points for Principals with Grades 4-8 Assigned in 2021-22?

FIGURE 3. 2021-22 HEDI POINT CLASSIFICATION

	HEDI Points	Min MGP	Max MGP	
Ineffective Well Below Average For Similar Students (0-12 Points)	0	11.0	28.5	
	1	29.5	31.5	
	2	32.0	33.0	
	3	33.5	34.0	
	4	34.5	35.0	
	5	35.5	35.5	
	6	36.0	36.0	
	7	36.5	36.5	
	8	37.0	37.0	
	9	37.5	37.5	
	10	38.0	38.0	
	11	38.5	38.5	
	12	39.0	39.0	
Developing Below Average For Similar Students (13-14 Points)	13	34.0	41.0	Point value of 13 includes principals with MGPs in the Ineffective category but confidence ranges of 45 or above
	14	41.5	43.0	
Effective Equal To State Average For Similar Students (15-17 Points)	15	40.0	48.0	Point value of 15 includes principals with MGPs in the Developing category but confidence ranges above state average
	16	48.5	53.5	
	17	54.0	63.5	Point value of 17 includes principals with MGPs in the Highly Effective category but confidence ranges below state average
Highly Effective Well Above State Average For Similar Students (18-20 Points)	18	63.0	64.0	
	19	64.5	67.0	
	20	67.5	84.0	

Note: Values are rounded to the nearest 0.5

Disclaimer

If there are any discrepancies between the language in these materials and the Statute, Regulations, or APPR Guidance, the Statute, Regulations, or APPR Guidance prevail.