

**New York State English As A  
Second Language Achievement Test**

# **NYSESLAT**

Name: \_\_\_\_\_

Grade 1

**SPEAKING**

---

**LISTENING**  
**READING**  
**WRITING**

Test Booklet

**TEST SAMPLER**



## Directions

I am going to ask you some questions. Listen and then answer. Be sure to answer in English using your own words.

We see wheels on many different things.

1.



2.



3.



4.



1 Tell me where you can see wheels.

Go On



## ***SPEAKING***

**Wheels can help people in different ways.**

**1.**



**2.**



**3.**



**2**

**Tell me about other ways wheels can help people.**

**On a snowy day, Ana and her friends wear coats and hats.**

**On a warm day, Ana and her friends wear clothes that keep them cool.**

**1.**



**2.**



**3**

**Do you wear different clothes when it is cold and when it is warm?**

*Go On*



## ***SPEAKING***

In New York, it is cold in the winter. There is often snow. When it snows, children can do outside activities like making snowballs. In the summer it is warm. There is no snow. Children can do outside activities like playing soccer.

**1.**



**2.**



**4**

**What activities do you like to do outside?**

## Directions

Now let's talk about Ferris wheels.



A Ferris wheel is the name of a ride. It has a big wheel that spins slowly. There are seats attached to the wheel. People can sit on the seats to go for a ride! Today there are many Ferris wheel rides all over the world. They can be large or small. Some can carry a lot of people.

**5** Tell me about Ferris wheels.

Go On



## ***SPEAKING***

**You just learned about Ferris wheels.**



**A Ferris wheel is the name of a ride. It has a big wheel that spins slowly. There are seats attached to the wheel. People can sit on the seats to go for a ride! Today there are many Ferris wheel rides all over the world. They can be large or small. Some can carry a lot of people.**

**6 Do you think it would be fun to go on a Ferris wheel?**

**STOP**

**LISTENING**  
**READING**  
**WRITING**

**Page intentionally  
left blank**

***Directions***

Listen, then answer Questions 1 through 6. Fill in the correct circle in your test booklet for each question.

**Riding Bikes***Go On*

## LISTENING

**1** What does Dad put on before they ride bikes?

- Ⓐ Need
- Ⓑ Helmet
- Ⓒ Now

**2** Which word tells where the story takes place?

- Ⓐ Jon
- Ⓑ Bike
- Ⓒ Park

**3** Which sentence tells what the story is mostly about?

- Ⓐ Now they can all ride bikes.
- Ⓑ Dad puts on his helmet.
- Ⓒ Next, hold on to the handlebars.

**4** Which words help tell the meaning of handlebars?


- Ⓐ Ride his bike in the park
- Ⓑ Put on the helmet
- Ⓒ Hold on to

**5** Which words help tell what Jon does first?

- Ⓐ Ride his bike
- Ⓑ Put on the helmet
- Ⓒ Hold on to the handlebars

**6** Which sentence tells why Dad asks Jon and Malinda to wait?

- Ⓐ Next, hold on to the handlebars.
- Ⓑ I need to put on my helmet too.
- Ⓒ Now they can all ride bikes.

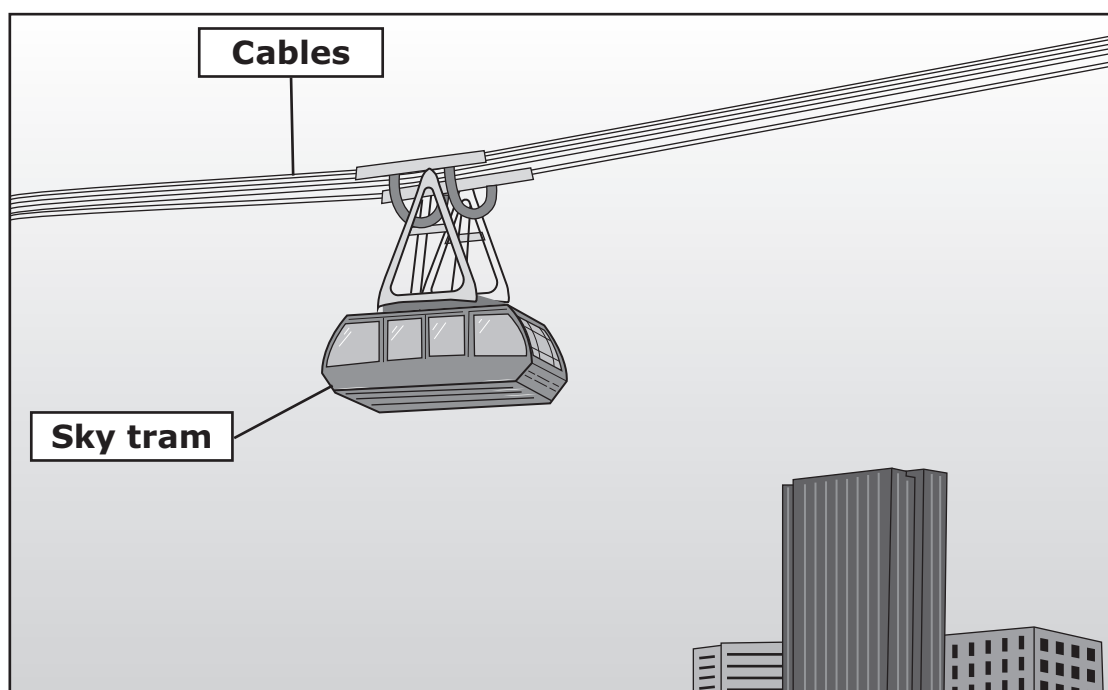


**Page intentionally  
left blank**

## Directions

Read, then answer Questions 7 through 12. Fill in the correct circle in your test booklet for each question.

### Sky Trams



A sky tram is a special way for people to travel. It can take people up a mountain or a hill. It can also take people down from a high place. A sky tram has strong, steel cables that look like long ropes. The cables hold the tram cars. The cables help the sky tram move. Many people can sit in each tram car to go for a ride.

People can ride sky trams for fun. They can ride sky trams to go somewhere. Some people ride them to go to work. There are sky trams in many places around the world. There is a sky tram in New York City.

Go On



**7** Read these sentences again.

“A sky tram has strong, steel cables that look like long ropes. The cables hold the tram cars.”

Which word helps tell what the cables do?

- Ⓐ Look
- Ⓑ Hold
- Ⓒ Cars

**8** Read these sentences again.

“A sky tram is a special way for people to travel. It can take people up a mountain or a hill.”

Which words help tell the meaning of it?

- Ⓐ Sky tram
- Ⓑ For people
- Ⓒ A mountain

**9** Read these sentences again.

**“People can ride sky trams for fun. They can ride sky trams to go somewhere. Some people ride them to go to work. There are sky trams in many places around the world.”**

**Which words tell where sky trams are?**

- Ⓐ Ride sky trams for fun
- Ⓑ Ride them to go to work
- Ⓒ Many places around the world

**10** Read these sentences again.

**“People can ride sky trams for fun. They can ride sky trams to go somewhere. Some people ride them to go to work.”**

**What do these sentences tell about sky trams?**

- Ⓐ Sky trams can take people to places far away.
- Ⓑ People ride sky trams for many reasons.
- Ⓒ A lot of people can ride the sky tram at the same time.

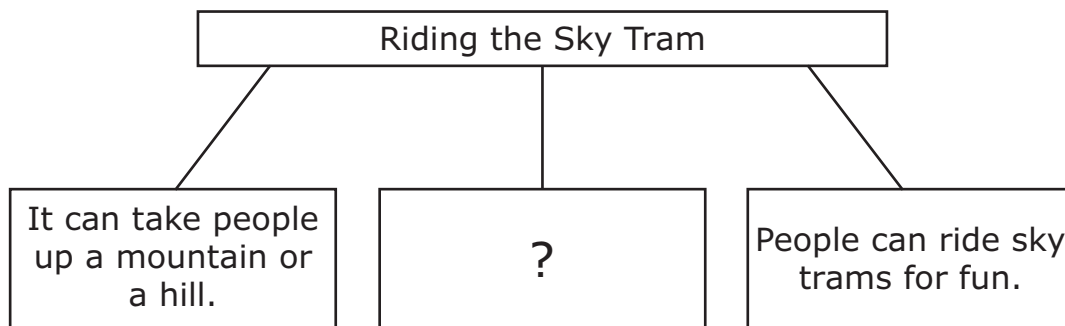
Go On



**11** What is the passage mostly about?

- Ⓐ “A sky tram is a special way for people to travel.”
- Ⓑ “A sky tram has strong, steel cables that look like long ropes.”
- Ⓒ “There are sky trams in many places around the world.”

**12** Look at the chart.



Which sentence shows another detail about why people ride sky trams?

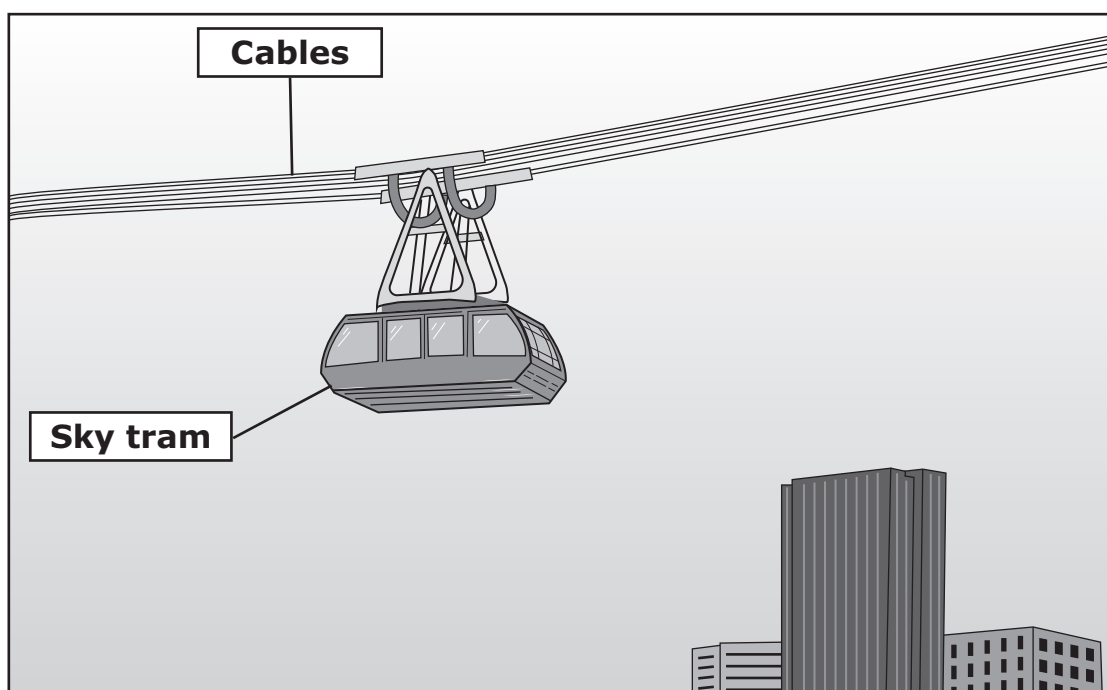
- Ⓐ The cables help the sky tram move.
- Ⓑ Some people ride them to go to work.
- Ⓒ There is a sky tram in New York City.



## ***Directions***

Read this again. Then you will be asked to write.

### **Sky Trams**



A sky tram is a special way for people to travel. It can take people up a mountain or a hill. It can also take people down from a high place. A sky tram has strong, steel cables that look like long ropes. The cables hold the tram cars. The cables help the sky tram move. Many people can sit in each tram car to go for a ride.

People can ride sky trams for fun. They can ride sky trams to go somewhere. Some people ride them to go to work. There are sky trams in many places around the world. There is a sky tram in New York City.

*Go On*




**13** Now read the directions below.

In the passage, you learned about sky trams. Think about how you travel from place to place.

Write as much as you can about what you think is the best way to travel. Tell why you think that is the best way.

You may plan your writing for Question 13 here. Use the space below to organize your ideas about what to write. You can draw or write about your ideas.

Use this box to plan your writing.



Checklist ☒

- ☐ Did you write about the topic?
- ☐ Did you check for capital letters and punctuation?
- ☐ Did you re-read your writing and fix any mistakes?

**On the lines below, write about the best way to travel and why.**

Handwriting practice area with 10 sets of lines. Each set consists of a solid top line, a dashed middle line, and a solid bottom line.

*Go On* 

## WRITING

### Writing, continued


<hr/> <hr/> <hr/> <hr/> <hr/> <hr/> <hr/> <hr/> <hr/> <hr/>
---



## ***Directions***

Read this passage. Then you will be asked to write.

### **Trains in New York**



There are many trains in New York. People can ride a train to different places. Some trains go to big cities. Other trains go to small towns. People can take a train from New York to many other states. There are trains that go all the way across the United States.

*Go On*



**14** Now read the directions below.

In the passage, you learned that trains are one way to travel to different places. Think about a place you would like to go and how you would like to get there.

Write as much as you can about where you would go and how you would get there.

## Checklist ☒

- ☐ Did you write about the topic?
- ☐ Did you check for capital letters and punctuation?
- ☐ Did you re-read your writing and fix any mistakes?

**On the lines below, write about where you would go and how you would get there.**

This image shows a blank sheet of handwriting practice paper. It features five identical sets of horizontal lines arranged vertically. Each set includes three lines: a solid top line, a dashed middle line, and a solid bottom line, providing a guide for letter height and placement. The paper is otherwise empty, with no text or other markings.

## WRITING

### Writing, continued

<hr/> <hr/> <hr/> <hr/> <hr/> <hr/> <hr/> <hr/> <hr/> <hr/>
---

