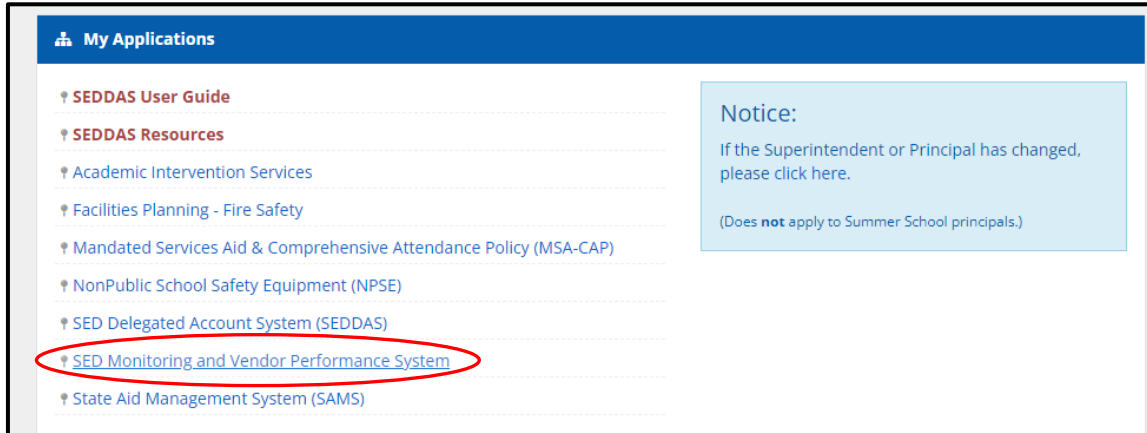
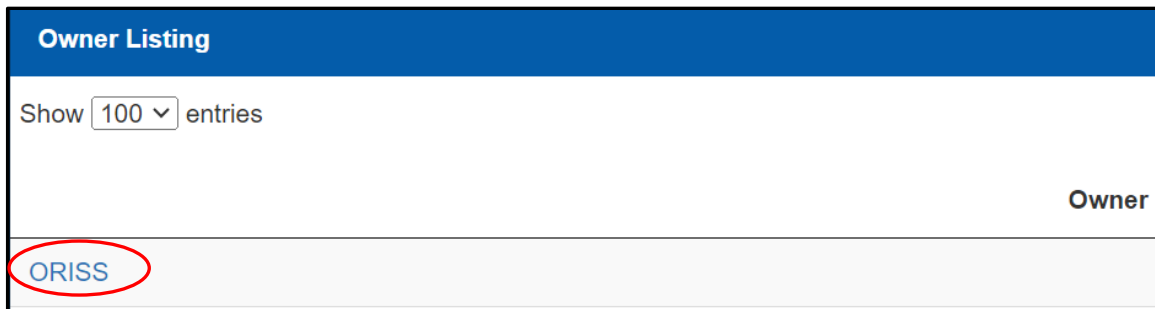


Directions for Accessing the HS Registration Application via the NYSED Business Portal

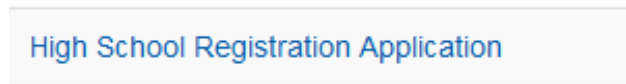
1. Go to the [Business Portal](#) website.
2. Under “My Applications,” select “SED Monitoring and Vendor Performance System.”



3. Select “ORISS.”



4. A list of surveys that the user has access to will be displayed. Select “High School Registration Application” from that list.



5. To view the instructions and complete the application, click “Preview Survey.”
Helpful tip: Please save your work as you go or you may lose information.

