

Application: Zeta Charter Schools - New York City

Jessie Ferguson - jessie.ferguson@zetaschools.org
2022-2023 Annual Report

Summary

ID: 0000000366

Last submitted: Nov 1 2023 02:34 AM (EDT)

Labels: SUNY Trustees

Entry 1 School Info and Cover Page

Completed - Aug 1 2023

Instructions

Required of ALL Charter Schools

Each Annual Report begins with a completed School Information and Cover Page. The information is collected in a survey format within the [Annual Report Portal](#). When entering information in the portal, some of the following items may not appear, depending on your authorizer and/or your responses to related items.

Entry 1 School Information and Cover Page

(New schools that were not open for instruction for the 2022-2023 school year are not required to complete or submit an annual report this year).

Please be advised that you will need to complete this cover page (including signatures) before all of the other tasks assigned to you by your school's authorizer are visible on your task page. While completing this cover page task, please ensure that you select the correct authorizer (**as of June 30, 2023**) or you may not be assigned the correct tasks.

BASIC INFORMATION

a. SCHOOL NAME

(Select name from the drop down menu)

ZETA CHARTER SCHOOL - TREMONT PARK 800000091170

a1. Popular School Name

(No response)

b. CHARTER AUTHORIZER (As of June 30th, 2023)

Please select the correct authorizer as of June 30, 2023 or you may not be assigned the correct tasks.

SUNY BOARD OF TRUSTEES

c. School Unionized

Is your charter school unionized?

No

d. DISTRICT / CSD OF LOCATION

CSD #12 - BRONX

e. Date of Approved Initial Charter

Mar 1 2019

f. Date School First Opened for Instruction

Aug 25 2020

g. Approved School Mission and Key Design Elements

(Regents, NYCDOE and Buffalo BOE authorized schools only)

N/a

h. School Website Address

www.zetaschools.org

i. Total Approved Charter Enrollment for 2022-2023 School Year

300

j. Total Enrollment on June 30, 2023 - excluding Pre-K program enrollment

333

k. Grades Served

Grades served during the 2022-2023 school year (exclude Pre-K program students):

Use the CTRL button to select multiple grades to accurately capture every grade level served.

Responses Selected:

k

1

2

I. Charter Management Organization

Do you have a [Charter Management Organization](#)?

Yes

I1. Charter Management Organization Name

Zeta Charter Schools

I2. Charter Management Organization Email Address

info@zetaschools.org

I3. Charter Management Organization Email Phone Number

929-506-6591

FACILITIES INFORMATION

m. FACILITIES

Will the school maintain or operate multiple sites in 2023-2024?

No, just one site.

School Site 1 (Primary)

m1. SCHOOL SITES

Please provide information on Site 1 for the upcoming school year.

	Physical Address	Phone Number	District/CSD	Grades to be Served at Site for previous year (K-5, 6-9, etc.)	Grades to be Served at Site for coming year (K-5, 6-9, etc.)	Receives Rental Assistance for Which Grades (If yes, enter the appropriate grades. If no, enter No).
Site 1	1910 Arthur Ave Bronx, NY 10457	929-506-6591	NYC CSD 12	PreK-2	PreK-3	K-3

m1a. Please provide the contact information for Site 1.

	Name	Title	Work Phone	Alternate Phone	Email Address
School Leader					
Operational Leader					
Compliance Contact					
Complaint Contact					
DASA Coordinator					
Phone Contact for After Hours Emergencies	Chris D'Amato	Managing Director of Operational Excellence	908-358-2281		christopher.damato@zetaschools.org

m1b. Is site 1 in public (co-located) space or in private space?

Private Space

IF LOCATED IN PRIVATE SPACE IN NYC OR IN DISTRICTS OUTSIDE NYC

m1d. Upload a current Certificate of Occupancy (COO) and the annual Fire Inspection Report for school site 1 if located in private space in NYC or located outside of NYC .

Certificate of Occupancy and Fire Inspection. Provide a copy of a current and non-expired certificate of occupancy (if outside NYC or in private space in NYC). For schools that are not in district space (NYC co-locations), provide a copy of a current and non-expired certificate of occupancy, and a copy of the current annual fire inspection results, which should be dated on or after July 1, 2023.

- Fire inspection certificates must be updated annually. For the upcoming school year 2023-2024, submit a current fire inspection certificate.
- If the fire inspection certificate is dated after the August 1, 2022 submission of the Annual Report, please submit the new certificate with the Annual Report entries due on November 1, 2023.

Site 1 Certificate of Occupancy (COO)

[Arthur Avenue TCO 7_EXP. 10-3-23 \(2\).pdf](#)

Filename: Arthur Avenue TCO 7_EXP. 10-3-23 (2).pdf **Size:** 73.3 kB

Site 1 Fire Inspection Report

This is required, marked optional for administrative purposes.

n. List of owned, rented, leased facilities not used to educate students

Separate by semi-colon (;)

N/a

CHARTER REVISIONS DURING THE 2022-2023 SCHOOL YEAR

o. Were there any revisions to the school's charter during the 2022-2023 school year? (Please include approved or pending material and non-material charter revisions).

Please note, listing the revisions here does not constitute a request. Schools are advised to seek revision requests through their authorizer directly.

Yes

o2. Summary of Charter Revisions

	Category (Select Best Description)	Specific Revision (150 word limit)	Date Approved by BOT (if applicable)	Date Approved by Authorizer (if applicable)
1	Change in Maximum Approved Enrollment	On July 7, 2023, the Board of Trustees of the State University of New York approved an increase to the enrollment totals, for Zeta Bronx Mount Eden and Zeta Bronx Tremont Park, due to increased family need and demand for the schools in the areas we serve.		07/07/2023
2				
3				
4				
5				

More revisions to add?

No

ATTESTATIONS

p. Individual Primarily Responsible for Submitting the Annual Report. (To write type in a phone number with an extension, please use this format: 123-456-7890-3. The dash and number 3 at the end of the phone number refers to the individual's phone extension. Do not type in the work extension or the abbreviation for it - just the dash and the extension number after the phone number).

Name	Peter Kauffman
Position	General Counsel
Phone/Extension	929-220-2208
Email	peter.kauffman@zetaschools.org

q. Our signatures (Executive Director/School Leader/Head of School and Board President) below attest that all of the information contained herein is truthful and accurate and that this charter school is in compliance with all aspects of its charter, and with all pertinent Federal, State, and local laws, regulations, and rules. We understand that if any information in any part of this report is found to have been deliberately misrepresented, that will constitute grounds for the revocation of our charter. Click **YES** to agree and then use the mouse on your PC or the stylus on your mobile device to sign your name).

Responses Selected:

Yes


As outlined in ENTRY 10:

Our signatures (Executive Director/School Leader/Head of School and Board President) below attest that our school has reviewed, understands and will comply with the employee clearance and fingerprint requirements as outlined in Entry 10 and found in the [NYSED CSO Fingerprint Clearance Oct 2019 Memo](#). Click **YES** to agree.


Responses Selected:

Yes

Signature, Head of Charter School



Signature, President of the Board of Trustees



Date

Aug 1 2023

Thank you.



Entry 2 Links to Critical Documents on School Website

Instructions

Required of ALL Charter Schools noting that SUNY-authorized charter schools are not required to submit item 5: Authorizer-approved DASA policy and NYSED-Approved School Discipline Policy

By law, each charter school is required to maintain certain notices and policies listed on its website. Please insert the link from the school's website for each of the items:

1. Current Annual Report (i.e., 2021-2022 Annual Report);[\[1\]](#)
2. Board meeting notices, agendas and documents;
3. New York State School Report Card;
4. Authorizer-approved DASA Policy and NYSED-Approved School Discipline Policy **(For Regents, NYCDOE, and Buffalo BOE-Authorized Charter Schools ONLY)**;
5. District-wide safety plan, not a building level safety plan (as per the September 2021 [Emergency Response Plan Memo](#));
6. Authorizer-approved FOIL Policy; and
7. Subject matter list of FOIL records. (Example: See [NYSED Subject Matter List](#))

[\[1\]](#) Each charter school is required to make the Annual Report publicly available by August 1 and to post on their respective charter school website. Each school should post an updated and complete version to include accountability data and financial statements that are not or may not be available until after the August deadline (i.e., Report when financials have been submitted in November.)

Form for Entry 2 Links to Critical Documents on School Website

School Name: Zeta Charter Schools - New York City

Required of ALL Charter Schools noting that SUNY-authorized charter schools are not required to submit item

4: Authorizer-approved DASA policy and NYSED-Approved School Discipline Policy

By law, each charter school is required to maintain certain notices and policies listed on its website. Please insert the **link** from the school's website for each of the items:

[New York State Report Card](#)

[Emergency Response Plan Memo](#)

[NYSED Subject Matter List](#)

	Link to Documents
1. Current Annual Report (i.e., 2022-2023 Annual Report)	https://www.nysed.gov/sites/default/files/programs/charter-schools/zeta-tremont-park-ar2122.pdf
2. Board meeting notices, agendas and documents	https://zetaschools.org/public-notices/
3. New York State School Report Card	https://data.nysed.gov/profile.php?instid=800000091170
4. Authorizer-approved DASA Policy and NYSED-Approved School Discipline Policy (For Regents, NYCDOE, and Buffalo BOE-Authorized Charter Schools ONLY)	
5. District-wide safety plan, not a building level safety plan (as per the September 2021 Emergency Response Plan Memo	https://data.nysed.gov/profile.php?instid=800000091170
6. Authorizer-approved FOIL Policy	https://data.nysed.gov/profile.php?instid=800000091170
7. Subject matter list of FOIL records. (Example: See NYSED Subject Matter List)	https://data.nysed.gov/profile.php?instid=800000091170

Thank you.



Entry 3 Progress Toward Goals

Incomplete - Hidden from applicant

Instructions

Regents, NYCDOE, and Buffalo BOE-Authorized Charter Schools ONLY

The following tables reflect formatting in the online portal required for Board of Regents, NYCDOE, and Buffalo BOE authorized charter schools only. These charter schools should report all Progress Toward Charter Goals as per their currently approved charters no later than **November 1, 2023**.

PLEASE NOTE: This is a required task, and it is marked optional for administrative purposes only.

Entry 3 Progress Toward Goals

PROGRESS TOWARD CHARTER GOALS

Regents, NYCDOE, and Buffalo BOE-Authorized Charter Schools ONLY

Complete the tables provided. List each goal and measure as contained in the school's currently approved charter, and indicate whether the school has met or not met the goal. Please provide information for all goals no later than November 1, 2023.

1. ACADEMIC STUDENT PERFORMANCE GOALS

Regents, NYCDOE, and Buffalo BOE-Authorized Charter Schools ONLY

The following tables reflect formatting in the online portal required for Board of Regents, NYCDOE, and Buffalo BOE authorized charter schools only. These charter schools should report all Progress Toward Charter Goals as per their currently approved charters no later than **November 1, 2023**.

2022-2023 Progress Toward Attainment of Academic Goals

	Academic Student Performance Goal	Measure Used to Evaluate Progress Toward Attainment of Goal	Goal - Met, Not Met or Unable to Assess	If not met, describe efforts the school will take to meet goal. If unable to assess goal, type N/A for Not Applicable
Academic Goal 1				
Academic Goal 2				
Academic Goal 3				
Academic Goal 4				
Academic Goal 5				
Academic Goal 6				
Academic Goal 7				
Academic Goal 8				
Academic Goal 9				
Academic Goal 10				

2. Do have more academic goals to add?

(No response)

2022-2023 Progress Toward Attainment of Academic Goals

	Academic Student Performance Goal	Measure Used to Evaluate Progress Toward Attainment of Goal	Goal - Met, Not Met or Unable to Meet	If not met, describe efforts the school will take to meet goal. If unable to assess goal, type N/A for Not Applicable
Academic Goal 21				
Academic Goal 22				
Academic Goal 23				
Academic Goal 24				
Academic Goal 25				
Academic Goal 26				
Academic Goal 27				
Academic Goal 28				
Academic Goal 29				
Academic Goal 30				
Academic Goal 31				
Academic Goal 32				
Academic Goal 33				
Academic Goal 34				
Academic Goal 35				
Academic Goal 36				
Academic Goal 37				
Academic Goal 38				
Academic Goal 39				
Academic Goal 40				
Academic Goal 41				

Academic Goal 42				
Academic Goal 43				
Academic Goal 44				
Academic Goal 45				
Academic Goal 46				
Academic Goal 47				
Academic Goal 48				
Academic Goal 49				
Academic Goal 50				
Academic Goal 51				
Academic Goal 52				
Academic Goal 53				
Academic Goal 54				
Academic Goal 55				
Academic Goal 56				
Academic Goal 57				
Academic Goal 58				
Academic Goal 59				
Academic Goal 60				
Academic Goal 61				
Academic Goal 62				
Academic Goal 63				
Academic Goal 64				
Academic Goal 65				
Academic Goal 66				
Academic Goal 67				
Academic Goal 59				

Academic Goal 60				
Academic Goal 61				
Academic Goal 62				

4. ORGANIZATION GOALS

For the 2022-2023 school year, any organization goals that cannot be evaluated due to school closure resulting in a lack of data and changes in testing, surveying, and other usual practices should be reported as “N/A”.

2022-2023 Progress Toward Attainment of Organization Goals

	Organizational Goal	Measure Used to Evaluate Progress	Goal - Met, Not Met, or Unable to Assess	If not met, describe efforts the school will take to meet goal. If unable to assess goal, type N/A for Not Applicable
Org Goal 1				
Org Goal 2				
Org Goal 3				
Org Goal 4				
Org Goal 5				
Org Goal 6				
Org Goal 7				
Org Goal 8				
Org Goal 9				
Org Goal 10				
Org Goal 11				
Org Goal 12				
Org Goal 13				
Org Goal 14				
Org Goal 15				
Org Goal 16				
Org Goal 17				
Org Goal 18				
Org Goal 19				
Org Goal 20				

5. Do have more organizational goals to add?

(No response)

6. FINANCIAL GOALS

2022-2023 Progress Toward Attainment of Financial Goals

	Financial Goals	Measure Used to Evaluate Progress	Goal - Met, Not Met, or Partially Met	If not met, describe efforts the school will take to meet goal.
Financial Goal 1				
Financial Goal 2				
Financial Goal 3				
Financial Goal 4				
Financial Goal 5				

7. Do have more financial goals to add?

(No response)

2021-2022 Progress Toward Attainment of Financial Goals

	Financial Goals	Measure Used to Evaluate Progress	Goal - Met, Not Met, or Partially Met	If not met, describe efforts the school will take to meet goal.
Financial Goal 6				
Financial Goal 7				
Financial Goal 8				
Financial Goal 9				
Financial Goal 10				

Thank you.

Entry 3 Accountability Plan Progress Reports

Completed - Nov 2 2023

Instructions

SUNY-Authorized Charter Schools ONLY- Complete Template and Upload to Epicenter

SUNY-authorized charter schools must download an Accountability Plan Progress Report template at [Accountability Plan Progress Report](#). After completing, SUNY-authorized charter schools must upload the document into the Annual Report Portal, **and** into the SUNY Epicenter document management system by September 15, 2023.

PLEASE NOTE: This is a required task, and it is marked optional for administrative purposes only.

Zeta Charter Schools - Tremont Park - 2022-23 APPR

Filename: Zeta_Charter_Schools_-_Tremont_Pa_8fuT9NP.docx Size: 191.0 kB

Entry 4 - Audited Financial Statements

Completed - Nov 3 2023

Required of ALL Charter Schools

ALL SUNY-authorized charter schools must upload the financial statements and related documents in PDF format into the [Annual Report Portal](#) and into the SUNY Epicenter document management system no later than **November 1, 2023**. **SUNY-authorized charter schools** are asked to ensure that security features such as password protection are turned off.

ALL Regents, NYCDOE, and Buffalo BOE-authorized charter schools must upload final, audited financial statements to the [Annual Report Portal](#) no later than **November 1, 2023**. Upload the independent auditor's report, any advisory and/or management letter, and the internal controls report as one submission, combined into a PDF file, ensuring that security features such as password protections are removed from all school uploaded documents.

PLEASE NOTE: This task appears as visible and optional task in the online portal until August 1 2023 but will be identified as a required task thereafter and due on November 1, 2023. This is a required task, and it is marked optional for administrative purposes only.

Zeta Charter Schools - New York City FST

Filename: Zeta_Charter_Schools_-_New_York_Ci_6nXWYZP.pdf Size: 416.1 kB

Entry 4a – Audited Financial Report Template (SUNY)

Completed - Nov 3 2023

Instructions - SUNY-Authorized Charter Schools ONLY

SUNY-authorized schools must download the Excel spreadsheet entitled “Audited Financial Statement Template” at <http://www.newyorkcharters.org/fiscal/>. After completing, schools must upload the document into the [Annual Report Portal](#) and into the SUNY Epicenter document management system no later than **November 1, 2023**.

PLEASE NOTE: This is a required task, and it is marked optional for administrative purposes only.

2022-23-Audited-Financial-Statement-ZCS - Tremont Park

Filename: 2022-23-Audited-Financial-Stateme_fxLzqG6.xlsx Size: 182.2 kB

Entry 4b – Audited Financial Report Template (BOR/NYC/BOE)

Incomplete - Hidden from applicant

Instructions - Regents-Authorized Charter Schools ONLY

Regents-authorized schools must download and complete the Excel spreadsheet entitled "Audited Financial Report Template" from the online portal or the [2022-2023 Annual Reports](#) webpage. Upload the completed file in Excel format and submit by **November 1, 2023**.

Please complete one spreadsheet at the Education Corporation level and submit the same spreadsheet for each of the schools.

EDUCATION CORPORATIONS WITH MORE THAN ONE SCHOOL SHOULD COMPLETE THE EXCEL SPREADSHEET FOR THE EDUCATION CORPORATION AS A WHOLE, NOT FOR THE INDIVIDUAL SCHOOLS. PLEASE SUBMIT THE SAME EXCEL SPREADSHEET FOR EACH OF THE SCHOOLS.

PLEASE NOTE: This is a required task, and it is marked optional for administrative purposes only.

Entry 4c – Additional Financial Documents

Incomplete - Hidden from applicant

Regents, NYCDOE and Buffalo BOE authorized schools must upload financial documents and submit by **November 1, 2023**. The items listed below should be uploaded, with an explanation if not applicable or available. For example, a "federal Single Audit was not required because the school did not expend federal funds of more than the \$750,000 Threshold."

1. Advisory and/or Management letter
2. Federal Single Audit
3. Agreed-Upon Procedure Report
4. Evidence of Required Escrow Account for each school^[1]
5. Corrective Action Plan for Audit Findings and Management Letter Recommendations

^[1] Note: For BOR schools chartered or renewed after the 2017-2018 school year, the escrow account per school is \$100,000.

PLEASE NOTE: This is a required task, and it is marked optional for administrative purposes only.

Entry 4d - Financial Contact Information

Incomplete - Hidden from applicant

Regents, NYCDOE, and Buffalo BOE authorized schools should enter financial contact information directly into the form within the portal by **November 1, 2023**.

Form for "Financial Contact Information"

1. School Based Fiscal Contact Information

	School Based Fiscal Contact Name	School Based Fiscal Contact Email	School Based Fiscal Contact Phone

2. Audit Firm Contact Information

	School Audit Contact Name	School Audit Contact Email	School Audit Contact Phone	Years Working With This Audit Firm
--	------------------------------	-------------------------------	-------------------------------	---------------------------------------

--	--	--	--	--

3. If applicable, please provide contact information for the school's outsourced financial services firm.

	Firm Name	Contact Person	Mailing Address	Email	Phone	Years With Firm

Entry 5 – Fiscal Year 2023-2024 Budget

Completed - Nov 1 2023

SUNY-authorized charter schools should download the [2023-2024 Budget and Quarterly Report Template and the 2023-2024 Budget Narrative Questionnaire](#) from the SUNY website and upload the completed templates into the Annual Report Portal and into the Epicenter document management system. **Due November 1, 2023.**

Regents, NYCDOE, and Buffalo BOE authorized charter schools should upload a copy of the school's FY22 Budget using the [2023-2024 Budget Template](#) into the Annual Report Portal or from the Annual Report website. **Due November 1, 2023.**

The Assumptions column should be completed for all revenue and expense items unless the item is self-explanatory. Where applicable, reference the page number or section in the application narrative that indicates the assumption being made. For instance, student enrollment would reference the applicable page number in Section I, C of the application narrative.

PLEASE NOTE: This is a required task, and it is marked optional for administrative purposes only.

[2023-2024 Annual Budget Tremont Park](#)

Filename: 2023-2024_Annual_Budget_Tremont_P_s9qVqzb.xlsx Size: 531.8 kB

Entry 6 – Board of Trustees Disclosure of Financial Interest Form

Completed - Aug 1 2023

Required of ALL Charter Schools

Each member of the charter school's Board of Trustees who served on a charter school education corporation governing one or more charter schools for any period during the 2022-2023 school year must complete and sign a Trustee [Disclosure of Financial Interest Form](#) is due on August 1, 2023. Acceptable signature formats include:

- Digitally certified PDF signature (i.e., DocuSign)
- Manual signature (1. download to print, 2. manually sign, 3. scan signed document to PDF, and 4. upload into portal)

All completed forms must be collected and uploaded in .PDF format for each individual member. **The education corporation is responsible for ensuring that each member who served on the board during the 2022-2023 school year completes the form.**

Charter schools **must** submit the latest version of the form. Forms completed from past years will not be accepted.

Trustees serving on an education corporation that governs more than one school are not required to complete a separate disclosure for each school governed by the education corporation. In the Trustee Disclosure of Financial Interest Form, trustees must disclose information relevant to any of the schools served by the governing education corporation.

[FY24 Disclosure of Financial Interest Form - Samara Penn Savary \(1\)](#)

Filename: FY24_Disclosure_of_Financial_Inter_24s3hAP.pdf Size: 609.4 kB

[FY24 Disclosure of Financial Interest Form - Ken McClure \(1\)](#)

Filename: FY24_Disclosure_of_Financial_Inter_8wqhUg0.pdf Size: 457.9 kB

[FY24 Disclosure of Financial Interest Form - Nicole Brisbane \(1\)](#)

Filename: FY24_Disclosure_of_Financial_Inter_kvsunc0.pdf Size: 606.4 kB

[FY24 Disclosure of Financial Interest Form - Shannon Kete \(1\)](#)

Filename: FY24_Disclosure_of_Financial_Inter_mP3eggJ.pdf Size: 460.6 kB

[FY24 Disclosure of Financial Interest Form - Michele Caracappa \(1\)](#)

Filename: FY24_Disclosure_of_Financial_Inter_5ro0RP2.pdf Size: 456.4 kB

[FY24 Disclosure of Financial Interest Form - Keri Hoyt \(1\)](#)

Filename: FY24_Disclosure_of_Financial_Inter_bkAxZ9N.pdf Size: 456.4 kB

Entry 7 BOT Membership Table

Completed - Aug 1 2023

Instructions

Required of ALL charter schools

ALL charter schools or education corporations governing multiple schools must complete the Board of Trustees Membership Table within the online portal. Please be sure to include and identify parents who are members of the Board of Trustees and indicate whether parents are voting or non-voting members.

Entry 7 BOT Table

1. SUNY-AUTHORIZED charter schools are required to provide information for VOTING Trustees only.
2. REGENTS, NYCDOE, and BUFFALO BOE-AUTHORIZED charter schools are required to provide information for all --VOTING and NON-VOTING-- trustees.

Authorizer:

Who is the authorizer of your charter school?

SUNY

1. 2022-2023 Board Member Information (Enter info for each BOT member)

	Trustee Name	Trustee Email Address	Position on the Board	Committee Affiliations	Voting Member Per By-Laws (Y/N)	Number of Completed Terms Served	Start Date of Current Term (MM/DD/YYYY)	End Date of Current Term (MM/DD/YYYY)	Board Meetings Attended During 2022-2023
1	Keri Hoyt	[REDACTED]	Chair	N/a	Yes	1	12/1/2017	6/30/2024	10
2	Shannon Kete	[REDACTED]	Vice Chair	N/a	Yes	1	12/1/2017	6/30/2024	7
3	Nicole Brisbane	[REDACTED]	Secretary	N/a	Yes	1	12/1/2017	6/30/2024	8
4	Samara Penn Savary	[REDACTED]	Trustee/Member	N/a	Yes	1	2/15/2018	8/18/2022	5 or less
5	Michele Caracappa	[REDACTED]	Trustee/Member	N/a	Yes	1	8/27/2019	6/30/2025	9
6	Ken McClure	[REDACTED] [REDACTED].c	Trustee/Member	N/a	Yes		08/18/2022	6/30/2025	10
7									
8									
9									

1a. Are there more than 9 members of the Board of Trustees?

No

2. INFORMATION ABOUT MEMBERS OF THE BOARD OF TRUSTEES

1. SUNY-AUTHORIZED charter schools provide response relative to VOTING Trustees only.
2. REGENTS, NYCDOE, and BUFFALO BOE-AUTHORIZED charter schools provide a response relative to all trustees.

a. Total Number of BOT Members on June 30, 2023	5
b.Total Number of Members Added During 2022-2023	1
c. Total Number of Members who Departed during 2022-2023	1
d.Total Number of members, as set in Bylaws, Resolution or Minutes	25

3. Number of Board meetings held during 2022-2023

12

4. Number of Board meetings scheduled for 2023-2024

12

Total number of Voting Members on June 30, 2023:

5

Total number of Voting Members added during the 2022-2023 school year:

1

Total number of Voting Members who departed during the 2022-2023 school year:

1

Total Maximum Number of Voting members in 2022-2023, as set by the board in bylaws, resolution, or minutes:

25

Thank you.

Entry 8 Board Meeting Minutes

Incomplete - Hidden from applicant

Instructions - Required of Regents, NYCDOE, and Buffalo BOE Authorized Schools ONLY

Schools must upload a complete set of monthly board meeting minutes (July 2022-June 2023), which should match the number of meetings held during the 2022-2023 school year, as indicated in the above table. The minutes provided must be the final version approved by the school's Board of Trustees and may be uploaded individually or as one single combined file. Board meeting minutes must be submitted by **August 1, 2023**.

Entry 9 Enrollment & Retention

Completed - Aug 1 2023

Instructions for submitting Enrollment and Retention Efforts

Required of ALL Charter Schools

Describe the good faith efforts the charter school has made in 2022-2023 toward meeting targets to attract and retain the enrollment of Students with Disabilities (SWDs), English Language Learners (ELLs), and students who are economically disadvantaged. In addition, describe the school's plans for meeting or making progress toward meeting its enrollment and retention targets in 2023-2024.

***SUNY-authorized charter schools**

The education corporation must include a plan for the charter to meet or exceed enrollment and retention targets established by the SUNY Trustees for students with disabilities, ELLs, and students who are eligible to participate in the FRPL program. See the [enrollment and retention target calculator](#) to find specific targets.

Entry 9 Enrollment and Retention of Special Populations

Good Faith Efforts to Meet Recruitment Targets (Attract)

	Describe Recruitment Efforts in 2022-2023	Describe Recruitment Plans in 2023-2024
Economically Disadvantaged	<p>Zeta Charter Schools are open to all eligible students under New York State law, and Zeta's recruitment efforts are designed to attract a student body that reflects the diversity of the surrounding community, including those targeted by recruitment and retention targets. Zeta traditionally uses a wide array of recruitment efforts to recruit applicants. Our recruitment methods include:</p> <ul style="list-style-type: none"> • Mailings and distributions to residents of the local Community School District ("CSD") ("in-district" residents); • Advertisements, flyers, and/or marketing materials posted in local newspapers, apartment complexes, public housing complexes, supermarkets, preschools, community centers, and/or community-based organizations that serve in-district residents; <p>A social media campaign including targeted facebook and instagram posts and advertisements, and live virtual events for families</p> <ul style="list-style-type: none"> • Targeted distribution of foreign-language materials, including mailings, advertisements, and/or flyers to foreign-language-speaking individuals and communities within the CSD, as determined by each school; and • Virtual and in-person tours and information sessions for families at the school and preschools and other convenient locations within the CSD. 	<p>Zeta Charter Schools are open to all eligible students under New York State law, and Zeta's recruitment efforts are designed to attract a student body that reflects the diversity of the surrounding community, including those targeted by recruitment and retention targets. Zeta traditionally uses a wide array of recruitment efforts to recruit applicants. Our recruitment methods include:</p> <ul style="list-style-type: none"> • Mailings and distributions to residents of the local Community School District ("CSD") ("in-district" residents); • Advertisements, flyers, and/or marketing materials posted in local newspapers, apartment complexes, public housing complexes, supermarkets, preschools, community centers, and/or community-based organizations that serve in-district residents; <p>A social media campaign including targeted facebook and instagram posts and advertisements, and live virtual events for families</p> <ul style="list-style-type: none"> • Targeted distribution of foreign-language materials, including mailings, advertisements, and/or flyers to foreign-language-speaking individuals and communities within the CSD, as determined by each school; and • Virtual and in-person tours and information sessions for families at the school and preschools and other convenient locations within the CSD.

	<p>Zeta's outreach process ensures enrollment of students who qualify for the federal Free and Reduced Price Lunch program ("FRPL"). Outreach to families who likely have FRPL-eligible children includes flyers and applications delivered to public housing apartment complexes, information sessions in preschools and/or community centers, and other strategies listed above.</p> <p>The school offers a healthy breakfast, snack (one or more times per day), and lunch program to all of its students free of charge. The school's leadership and staff also work hard to help ensure that challenges in the home do not impact student learning or prevent students from receiving a top-notch education. These efforts go a long way toward ensuring that students who are economically disadvantaged have an opportunity to access the educational programs offered at the school.</p>	<p>Zeta's outreach process ensures enrollment of students who qualify for the federal Free and Reduced Price Lunch program ("FRPL"). Outreach to families who likely have FRPL-eligible children includes flyers and applications delivered to public housing apartment complexes, information sessions in preschools and/or community centers, and other strategies listed above.</p> <p>The school offers a healthy breakfast, snack (one or more times per day), and lunch program to all of its students free of charge. The school's leadership and staff also work hard to help ensure that challenges in the home do not impact student learning or prevent students from receiving a top-notch education. These efforts go a long way toward ensuring that students who are economically disadvantaged have an opportunity to access the educational programs offered at the school.</p>
English Language Learners	<p>See above. Zeta specifically recruits English Language Learners through bilingual outreach, including foreign-language mailings, flyers, and posters, and advertisements in foreign-language or bilingual publications. Zeta's application is available in the foreign language predominantly spoken in the community in which the school is located. Zeta's highly successful programs for enrolled ELL students</p>	<p>See above. Zeta specifically recruits English Language Learners through bilingual outreach, including foreign-language mailings, flyers, and posters, and advertisements in foreign-language or bilingual publications. Zeta's application is available in the foreign language predominantly spoken in the community in which the school is located. Zeta's highly successful programs for enrolled ELL students</p>

	also serve to attract and retain ELL students.	also serve to attract and retain ELL students.
Students with Disabilities	<p>See above. In addition, Zeta is committed to attracting and serving students with disabilities. The school seeks to attract all students, including special education students, by engaging in outreach, advertising, and other recruitment efforts at a broad range of neighborhoods, preschool programs, and community centers that serve both special education and non-special education students. The school offers an academic program that supports students with disabilities, including through special education classes and programs. The school works with families throughout the enrollment process and once enrolled to ensure that the special education needs of each student are met.</p>	<p>See above. In addition, Zeta is committed to attracting and serving students with disabilities. The school seeks to attract all students, including special education students, by engaging in outreach, advertising, and other recruitment efforts at a broad range of neighborhoods, preschool programs, and community centers that serve both special education and non-special education students. The school offers an academic program that supports students with disabilities, including through special education classes and programs. The school works with families throughout the enrollment process and once enrolled to ensure that the special education needs of each student are met.</p>

Good Faith Efforts To Meet Enrollment Retention Targets

	Describe Retention Efforts in 2022-2023	Describe Retention Plans in 2023-2024
Economically Disadvantaged	<p>Zeta works to retain all students through the strength of its programs, its strong student and family culture, its efforts to meet students' individual needs, and its commitment to serving the whole child. The school offers a breakfast, snack (one or more times per day), and lunch program to all of its students free of charge. The school's leadership and staff also work hard to ensure that challenges in the home do not impact student learning or prevent students from receiving a world class education. Zeta provides intensive, individualized academic supports as needed and appropriate to students who need extra support, including 1:1 tutoring and small-group instruction. These efforts go a long way toward ensuring that students who are economically disadvantaged have the opportunity to access the educational programs offered at the school.</p>	<p>Zeta works to retain all students through the strength of its programs, its strong student and family culture, its efforts to meet students' individual needs, and its commitment to serving the whole child. The school offers a breakfast, snack (one or more times per day), and lunch program to all of its students free of charge. The school's leadership and staff also work hard to ensure that challenges in the home do not impact student learning or prevent students from receiving a world class education. Zeta provides intensive, individualized academic supports as needed and appropriate to students who need extra support, including 1:1 tutoring and small-group instruction. These efforts go a long way toward ensuring that students who are economically disadvantaged have the opportunity to access the educational programs offered at the school.</p>
English Language Learners	<p>Zeta works to retain all students through the strength of its programs, its strong student and family culture, its efforts to meet students' individual needs, and its commitment to serving the whole child. Zeta provides intensive, individualized academic supports as needed and appropriate ELL students who need extra support, including 1:1 tutoring and small-group instruction. The school maintains highly successful</p>	<p>Zeta works to retain all students through the strength of its programs, its strong student and family culture, its efforts to meet students' individual needs, and its commitment to serving the whole child. Zeta provides intensive, individualized academic supports as needed and appropriate ELL students who need extra support, including 1:1 tutoring and small-group instruction. The school maintains highly successful</p>

	programs for enrolled ELL students, which serves to retain ELL students once enrolled.	programs for enrolled ELL students, which serves to retain ELL students once enrolled.
Students with Disabilities	Zeta works to retain all students through the strength of its programs, its strong student and family culture, its efforts to meet students' individual needs, and its commitment to serving the whole child. Zeta schools work closely with families to serve students with special education needs once enrolled. Zeta offers an array of special education services and partners with the Committee on Special Education ("CSE") to ensure that the special education needs of each child are met.	Zeta works to retain all students through the strength of its programs, its strong student and family culture, its efforts to meet students' individual needs, and its commitment to serving the whole child. Zeta schools work closely with families to serve students with special education needs once enrolled. Zeta offers an array of special education services and partners with the Committee on Special Education ("CSE") to ensure that the special education needs of each child are met.

Entry 10 – Teacher and Administrator Attrition

Completed - Aug 1 2023

Form for "Entry 10 – Teacher and Administrator Attrition" Revised to Employee Fingerprint Requirements Attestation

A. TEACH System – Employee Clearance

Required of ALL Charter Schools

Charter schools must ensure that all prospective employees^[1] receive clearance through [the NYSED Office of School Personnel Review and Accountability](#) (OSPRA) prior to employment. **This includes paraprofessionals and other school personnel who are provided or assigned by the district of location, or related/contracted service providers.** After an employee has been cleared, schools are required to maintain proof of such clearance in the file of each employee. For the safety of all students, charter schools must take immediate steps to terminate the employment of individuals who have been denied clearance. Once the employees have been terminated, the school must terminate the request for clearance in the TEACH system.

In the Annual Report, charter schools are asked to confirm that all employees have been cleared through the NYSED TEACH system; and, if denied clearance, confirm that the individual or employee has been removed from the TEACH system, and is not employed by the school.

1. Emergency Conditional Clearances

Charter schools are **strongly discouraged** from using the emergency conditional clearance provisions for prospective employees. This is because the school must request clearance through NYSED TEACH, and the school's emergency conditional clearance of the employee terminates automatically once the school receives notification from NYSED regarding the clearance request. Status notification is provided for all prospective employees through the NYSED TEACH portal within 48 hours after the clearance request is submitted. Therefore, at most, a school's emergency conditional clearance will be valid for only 48 hours after approval by the board.

Schools are not permitted to renew or in any way re-establish a prospective employee's emergency conditional clearance after status notification is sent by NYSED through the TEACH portal.

Schools are asked to attest that they have reviewed and understand these requirements. More information can be found in the memo at [NYSED CSO Employee Clearance and Fingerprint Memo 10-2019](#).

^[1] Employees who must be cleared include, but are not limited to, teachers, administrative staff, janitors, security personnel and cafeteria workers, and other staff who are present when children are in the school building. **This includes paraprofessionals and other school personnel that are provided or assigned by the district of location, as well as related/contracted service providers.** See NYSED memorandum dated October 1, 2019 at <http://www.nysed.gov/common/nysed/files/programs/charter-schools/employee-fingerprint-oct19.pdf> or visit the NYSED website at: <http://www.highered.nysed.gov/tsei/ospra/fingerprintingcharts.html> for more information regarding who must be fingerprinted. Also see, 8 NYCRR §87.2.

B. Emergency Conditional Clearances

Emergency Conditional Clearances

Charter schools are **strongly discouraged** from using the emergency conditional clearance provisions for prospective employees. This is because the school must request clearance through NYSED TEACH, and the school's emergency conditional clearance of the employee terminates automatically once the school receives notification from NYSED regarding the clearance request. Status notification is provided for all prospective employees through the NYSED TEACH portal within 48 hours after the clearance request is submitted. Therefore, at most, a school's emergency conditional clearance will be valid for only 48 hours after approval by the board.

Schools are not permitted to renew or in any way re-establish a prospective employee's emergency conditional clearance after status notification is sent by NYSED through the TEACH portal.

Schools are asked to attest that they have reviewed and understand these requirements. More information can be found in the memo at [NYSED CSO Employee Clearance and Fingerprint Memo 10-2019](#).

Attestation

Responses Selected:

I hereby attest that the school has reviewed, understands, and will comply with these requirements.

Entry 11 Percent of Uncertified Teachers

Incomplete - Hidden from applicant

Instructions

Required of Regents, NYCDOE, and Buffalo BOE Authorized Charter Schools ONLY

The table below reflects the information collected through the online portal for compliance with New York State Education Law 2854(3)(a-1) for teaching staff qualifications. Uncertified teachers are those not certified pursuant to the State Certification Requirements established by the NYSED Commissioner of Education.

Enter the relevant full-time equivalent (FTE) count of teachers in each column. For example, a school with 20 full-time teachers and 5 half-time teachers would have an FTE count of 22.5.

Entry 11 Uncertified Teachers

School Name:

Instructions for Reporting Percent of Uncertified Teachers

Required of Regents, NYCDOE, and Buffalo BOE Authorized Charter Schools ONLY

The table below reflects the information collected through the online portal for compliance with New York State Education Law 2854(3)(a-1) for teaching staff qualifications. Uncertified teachers are those not certified pursuant to the State Certification Requirements established by the NYSED Commissioner of Education.

Enter the relevant full-time equivalent (FTE) count of teachers in each column. For example, a school with 20 full-time teachers and 5 half-time teachers would have an FTE count of 22.5.

If more than one line applies to a teacher, please include in only one FTE uncertified category. Please do not include paraprofessionals, such as teacher aides.

CATEGORY A. 30% OR 5 UNCERTIFIED TEACHERS WHICHEVER IS LESS

	FTE Count
i. FTE count of uncertified teacher with at least three years of elementary, middle or secondary classroom teaching experience (as of June 30, 2023)	
ii. FTE count of uncertified teachers who are tenured or tenure track college faculty (as of June 30, 2023)	
iii. FTE count of uncertified teachers with two years of Teach for America experience (as of June 30, 2023)	
iv. FTE count of uncertified teachers with exceptional business, professional, artistic, athletic, or military experience (as June 30, 2023)	
Total Category A: 5 or 30% whichever is less	0

CATEGORY B. PLUS FIVE UNCERTIFIED TEACHERS IN MATHEMATICS, SCIENCE, COMPUTER SCIENCE, TECHNOLOGY OR CAREER AND TECHNICAL EDUCATION.

	FTE Count
i. Mathematics	
ii. Science	
iii. Computer Science	
iv. Technology	
v. Career and Technical Education	
Total Category B: not to exceed 5	0

CATEGORY C: PLUS 5 ADDITIONAL UNCERTIFIED TEACHERS

	FTE Count
i. FTE count of uncertified teacher with at least three years of elementary, middle or secondary classroom teaching experience (as of June 30, 2023)	
ii. FTE count of uncertified teachers who are tenured or tenure track college faculty (as of June 30, 2023)	
iii. FTE count of uncertified teachers with two years of Teach for America experience (as of June 30, 2023)	
iv. FTE count of uncertified teachers with exceptional business, professional, artistic, athletic, or military experience (as June 30, 2023)	
Total Category C: not to exceed 5	0

TOTAL FTE COUNT OF UNCERTIFIED TEACHERS (Sum of Categories A, B AND C)

(Include teachers who do not fit in one of these categories or if did fit would exceed the numerical limits for that category)

	FTE Count
Total	

CATEGORY D: TOTAL FTE COUNT OF UNCATEGORIZED, UNCERTIFIED TEACHERS

(Include teachers who do not fit in one of these categories or if did fit would exceed the numerical limits for that category)

	FTE Count
Total Category D	

CATEGORY E: TOTAL FTE COUNT OF CERTIFIED TEACHERS

	FTE Count
Total Category E	

CATEGORY F: TOTAL FTE COUNT OF ALL TEACHERS

Please do not include paraprofessionals, such as teacher aides.

	FTE Count
Total Category F	



Thank you.

Entry 12 Organization Chart

Incomplete - Hidden from applicant

[Instructions](#)

Required of Regents, NYCDOE, and Buffalo BOE Authorized Charter Schools ONLY

Upload the 2022-2023 **Organization Chart**. The organization chart should be a graphic representation (A list will not be accepted.) and should include position titles and reporting (hierarchical) relationships. Employee names should **not** appear on the chart.

Entry 13 School Calendar

Completed - Aug 1 2023

[Instructions for submitting School Calendar](#)

Required of ALL Charter Schools

If the charter school has a tentative calendar based on available information and guidance at the time, please submit with the August 1, 2023 submission. Charter schools must upload a final school calendar into the portal and may do so at any time but no later than **September 15, 2023**.

School calendars must meet the [minimum instructional requirements](#) as required of other public schools "... *unless the school's charter requires more instructional time than is required under the regulations.*"

Board of Regents-authorized charter schools also are required to submit school calendars that clearly indicate the start and end date of the instructional year AND the number of instructional hours and/or instructional days for each month (also used to align to schools with extended days/years referenced in their mission statements/key design elements). See an example of a calendar showing the requested information. Schools **must** use a calendar format and ensure there is a monthly tally of instructional days.

PLEASE NOTE: This is a required task, and it is marked optional for administrative purposes only.

[2023-2024 Academic Cal - Final \(English\)_\(2\)](#)

Filename: 2023-2024_Academic_Cal_-_Final_English_2.pdf Size: 48.9 kB

Entry 14 Staff Roster

Incomplete - Hidden from applicant

[INSTRUCTIONS](#)

Required of Regents and NYCDOE-authorized Charter Schools ONLY

Please click on the MS Excel [Faculty/Staff Roster Template](#) and provide the following information for **ANY and ALL** instructional and non-instructional employees (all faculty and staff employed by the school during the 2022-2023 school year).

Use of the 2022-2023 Annual Report Faculty/Staff Roster Template is required. Each of the data elements, with the exception of the Notes, are required, and use of the drop-down options, when provided, is also required.

Reminders: Please use the Notes section provided to add any additional information as deemed necessary. Failure to adhere to the guidelines and validations in the Faculty/Staff Roster Template will result in a resubmission of a fully corrected roster.

Here is the complete list of data elements in the roster template and an explanation of what information is required to correctly complete this task.

Roster Data Elements	Explanations
Authorizer	Select your school's authorizer from the drop-down list first , before completing the roster.
NOTE: MUST BE DONE FIRST	
School Name and Institution ID	Select your school's name from the drop-down list .
Faculty/Staff First Name	Enter the first name of the Faculty/Staff person.
Faculty/Staff Last Name	Enter the last name of the Faculty/Staff person.
TEACH ID	Enter the 7 digit TEACH ID for the Faculty/Staff person.
Role in School	Select the best choice of role of the Faculty/Staff person from the drop-down list .

CPR/AED Certification Status	Select the appropriate choice from the drop-down list .
Hire Date	Enter the date that the Faculty/Staff person was hired.
Start Date	Enter the date that the Faculty/Staff person actually began employment in this school.
Total Years' Experience in this Role	Enter Total Years of Experience that the Faculty/Staff person has in their current role.
Total Years at this School	Enter the Total Years that the Faculty/Staff person has been employed in this school.
Out-of-Certification Justification	Select the appropriate choice from the drop-down list .
Subject Taught	Select the appropriate choice from the drop-down list .
Notes	Optional

Optional Additional Documents to Upload (BOR)

Incomplete



Transmittal Form
Annual Financial Statement Audit Report
for SUNY Authorized Charter Schools

Charter School Name:	Zeta Charter School - Mount Eden
Audit Period:	2022-23
Prior Period:	2021-22
Report Due Date:	Wednesday, November 1, 2023
School Fiscal Contact Name:	Brian Zied
School Fiscal Contact Email:	brian.zied@zetaschools.org
School Fiscal Contact Phone:	917-584-7350
School Audit Firm Name:	PKF O'Connor Davies, LLP
School Audit Contact Name:	Daniel Smolan
School Audit Contact Email:	dsmolan@pkfod.com
School Audit Contact Phone:	+1 (201) 712-9800

SUNY CHARTER SCHOOLS INSTITUTE - Reporting Requirements:

Online Portal: <https://my.epicenternow.org/>

Required 8 Items:

- 1) The independent auditor's report on financial statements and notes;
- 2) Excel template file with appropriate sheets completed: Financial Position, Statement of Activities, Cash Flow and Functional Expenses worksheets; and
- 3) Reports on internal controls over financial reporting and on compliance.

And, if applicable:

The additional items listed below should be included if applicable. Please explain the reason(s) if the items are not included. Examples might include: a written management letter was not issued; the school did not expend federal funds in excess of the Single Audit Threshold of \$750,000; the management letter response will be submitted by the following date (should be no later than 30 days from the submission of the report); etc. If not applicable enter "N/A."

	<i>If not included, state the reason(s) below. Or, if not applicable fill in "N/A"):</i>
4) Management Letter	
5) Management Letter Response	
6) Form 990; or Extension Form 8868	
7) Federal Single Audit/ Uniform Guidance in 2 CFR Part 200, Subpart F	
8) Corrective Action Plan	N/A

ZETA CHARTER SCHOOL - MOUNT EDEN
Statement of Financial Position
as of June 30, 2023

<u>ASSETS</u>	<u>2022-23</u>	<u>2021-22</u>
<u>CURRENT ASSETS</u>		
Cash and cash equivalents		
Grants and contracts receivable		
Accounts receivables		
Prepaid expenses		
Contributions and other receivables		
TOTAL CURRENT ASSETS	-	-
<u>PROPERTY, BUILDING AND EQUIPMENT, net</u>		
<u>OTHER ASSETS</u>		
TOTAL ASSETS	-	-
<u>LIABILITIES AND NET ASSETS</u>		
<u>CURRENT LIABILITIES</u>		
Accounts payable and accrued expenses		
Accrued payroll and benefits		
Deferred Revenue		
Current maturities of long-term debt		
Short Term Debt - Bonds, Notes Payable		
Other		
TOTAL CURRENT LIABILITIES	-	-
<u>LONG-TERM LIABILITIES</u>		
Deferred Rent		
All other long-term debt and notes payable, net current maturities		
TOTAL LONG-TERM LIABILITIES	-	-
TOTAL LIABILITIES	-	-
<u>NET ASSETS</u>		
Without Donor Restrictions		
With Donor Restrictions		
TOTAL NET ASSETS	-	-
TOTAL LIABILITIES AND NET ASSETS	-	-

CK - Should be zero

-

-

ZETA CHARTER SCHOOL - MOUNT EDEN

Statement of Activities

as of June 30, 2023

	2022-23			2021-22	
	Without Donor Restrictions	With Donor Restrictions	Total	Total	
REVENUE, GAINS AND OTHER SUPPORT					
Public School District					
Resident Student Enrollment	\$ 5,964,034		\$ 5,964,034	\$	3,165,388
Students with disabilities	563,892	-	563,892		348,882
Grants and Contracts					
State and local	1,667,832	-	1,667,832		1,427,845
Federal - Title and IDEA	264,952	-	264,952		143,991
Federal - Other	287,344	-	287,344		1,708,222
Other	-	-	-		-
NYC DoE Rental Assistance	1,770,884	-	1,770,884		966,627
Food Service/Child Nutrition Program	316,303	-	316,303		96,443
TOTAL REVENUE, GAINS AND OTHER SUPPORT	10,835,241	-	10,835,241		7,857,398
EXPENSES					
Program Services					
Regular Education	\$ 8,805,090	\$ -	\$ 8,805,090	\$	5,891,897
Special Education	922,724	-	922,724		825,852
Other Programs	-	-	-		-
Total Program Services	9,727,814	-	9,727,814		6,717,749
Management and general	692,326	-	692,326		618,384
Fundraising	-	-	-		-
TOTAL OPERATING EXPENSES	10,420,140	-	10,420,140		7,336,133
SURPLUS / (DEFICIT) FROM SCHOOL OPERATIONS	415,101	-	415,101		521,265
SUPPORT AND OTHER REVENUE					
Contributions					
Foundations	\$ -	\$ -	\$ -	\$	-
Individuals	-	-	-		-
Corporations	11,694	-	11,694		-
Fundraising	-	-	-		-
Interest income	-	-	-		-
Miscellaneous income	46,710	-	46,710		22,355
Net assets released from restriction	-	-	-		-
TOTAL SUPPORT AND OTHER REVENUE	58,404	-	58,404		22,355
CHANGE IN NET ASSETS	473,505	-	473,505		543,620
NET ASSETS BEGINNING OF YEAR	833,761	-	833,761		290,141
PRIOR YEAR/PERIOD ADJUSTMENTS	-	-	-		-
NET ASSETS END OF YEAR	\$ 1,307,266	\$ -	\$ 1,307,266	\$	833,761

ZETA CHARTER SCHOOL - MOUNT EDEN**Statement of Cash Flows****as of June 30, 2023**

	2022-23	2021-22
CASH FLOWS - OPERATING ACTIVITIES		
Increase (decrease) in net assets		
Revenues from School Districts		
Accounts Receivable		
Due from School Districts		
Depreciation		
Grants Receivable		
Due from NYS		
Grant revenues		
Prepaid Expenses		
Accounts Payable		
Accrued Expenses		
Accrued Liabilities		
Contributions and fund-raising activities		
Miscellaneous sources		
Deferred Revenue		
Interest payments		
Other		
Other		
NET CASH PROVIDED FROM OPERATING ACTIVITIES	\$ -	\$ -
CASH FLOWS - INVESTING ACTIVITIES		
Purchase of equipment		
Other		
NET CASH PROVIDED FROM INVESTING ACTIVITIES	\$ -	\$ -
CASH FLOWS - FINANCING ACTIVITIES		
Principal payments on long-term debt		
Other		
NET CASH PROVIDED FROM FINANCING ACTIVITIES	\$ -	\$ -
NET (DECREASE) INCREASE IN CASH AND CASH EQUIVALENTS	\$ -	\$ -
Cash at beginning of year		
CASH AND CASH EQUIVALENTS AT END OF YEAR	\$ -	\$ -

ZETA CHARTER SCHOOL - MOUNT EDEN

Statement of Functional Expenses

as of June 30, 2023

		2022-23							2021-22	
		Program Services				Supporting Services				
No. of Positions		Regular	Special Education	Other Education	Total	Management		Total	Total	
		Education				Fund-raising	and General			
		\$	\$	\$	\$	\$	\$	\$	\$	\$
Personnel Services Costs										
Administrative Staff Personnel	9.00	441,522	45,124	-	486,646	-	162,216	162,216	648,862	501,620
Instructional Personnel	38.00	2,365,039	241,711	-	2,606,750	-	-	-	2,606,750	1,796,809
Non-Instructional Personnel	1.00	-	-	-	-	-	21,110	21,110	21,110	3,952
Total Salaries and Staff	48.00	2,806,561	286,835	-	3,093,396	-	183,326	183,326	3,276,722	2,302,381
Fringe Benefits & Payroll Taxes		528,206	53,983	-	582,189	-	30,456	30,456	612,645	438,606
Retirement		57,588	5,886	-	63,474	-	3,320	3,320	66,794	64,843
Management Company Fees		1,101,996	112,626	-	1,214,622	-	63,541	63,541	1,278,163	989,245
Legal Service		-	-	-	-	-	11,694	11,694	11,694	-
Accounting / Audit Services		-	-	-	-	-	75,695	75,695	75,695	79,526
Other Purchased / Professional / Consulting Services		74,289	10,151	-	84,440	-	6,576	6,576	91,016	103,937
Building and Land Rent / Lease / Facility Finance Interest		1,645,226	168,145	-	1,813,371	-	94,863	94,863	1,908,234	1,500,000
Repairs & Maintenance		-	-	-	-	-	47,332	47,332	47,332	4,755
Insurance		81,296	8,309	-	89,605	-	-	-	89,605	23,555
Utilities		-	-	-	-	-	54,687	54,687	54,687	65,375
Supplies / Materials		318,145	52,786	-	370,931	-	-	-	370,931	588,782
Equipment / Furnishings		27,277	2,788	-	30,065	-	1,573	1,573	31,638	37,563
Staff Development		143,128	14,628	-	157,756	-	8,253	8,253	166,009	104,357
Marketing / Recruitment		290,723	29,712	-	320,435	-	4,410	4,410	324,845	270,227
Technology		214,148	21,886	-	236,034	-	8,627	8,627	244,661	182,125
Food Service		266,525	27,239	-	293,764	-	-	-	293,764	205,906
Student Services		108,392	11,078	-	119,470	-	-	-	119,470	43,580
Office Expense		73,220	7,483	-	80,703	-	35,130	35,130	115,833	137,108
Depreciation		1,012,824	103,512	-	1,116,336	-	58,399	58,399	1,174,735	161,048
OTHER		55,546	5,677	-	61,223	-	4,444	4,444	65,667	33,214
Total Expenses		\$ 8,805,090	\$ 922,724	\$ -	\$ 9,727,814	\$ -	\$ 692,326	\$ 692,326	\$ 10,420,140	\$ 7,336,133



Zeta 2023-2024 Academic Calendar

DATE	EVENT	GRADE	NOTES
August 2023			
Tuesday, August 15	New Student Orientation & Meet Your Principal	PreK, K, 6, New Zeta Students	
Monday, August 21	First Day of School	K, 3-6	
Tuesday, August 22	First Day of School	Pre-K	
Wednesday, August 23	First Day of School	1-2	Wednesday - half day for all
September 2023			
Monday, September 4	No School - Labor Day	All Grades	
October 2023			
Monday, October 9	No School: Indigenous Peoples' Day	All Grades	
Tuesday, October 10	No School - Leader & School Support Professional Learning	All Grades	
Wednesday, October 11	No School - All School Staff Professional Learning	All Grades	
Monday, October 23	Half Day at Tremont Park - School Staff Professional Learning	All Grades	Tremont Park only - dismissal at 12:30pm (includes Pre-K)
Tuesday, October 24	Half Day at South Bronx - School Staff Professional Learning	All Grades	South Bronx only - dismissal at 12:30pm (includes Pre-K)
Thursday, October 26	Half Day at Inwood - School Staff Professional Learning	All Grades	Inwood only - dismissal at 12:30pm (includes Pre-K)
Friday, October 27	Half Day at Mount Eden - School Staff Professional Learning	All Grades	Mount Eden only - dismissal at 12:30pm (includes Pre-K)
November 2023			
Thursday, November 2 - Friday, November, 3	5th Grade Overnight Field Trip	5th	
Tuesday, November 7	Half Day - School Staff Professional Learning	All Grades	Dismissal at 12:30pm (includes Pre-K)
Wednesday, November 8	Full School Day (not half day)	All Grades	
Monday, November 20 - Friday, November 24	No School - Thanksgiving Recess	All Grades	
December 2023			
Wednesday, December 20 - Friday, December 29	No School - Winter Recess	All Grades	
January 2024			
Monday, January 1	No School - New Year's	All Grades	
Tuesday, January 2	No School - Leader & School Support Professional Learning	All Grades	
Wednesday, January 3	No School - All School Staff Professional Learning	All Grades	
Monday, January 15	No School - MLK Day	All Grades	
Monday, January 29	Half Day at Tremont Park - School Staff Professional Learning	All Grades	Tremont Park only - dismissal at 12:30pm (includes Pre-K)
Tuesday, January 30	Half Day at South Bronx - School Staff Professional Learning	All Grades	South Bronx only - dismissal at 12:30pm (includes Pre-K)
February 2024			
Thursday, February 1	Half Day at Inwood - School Staff Professional Learning	All Grades	Inwood only - dismissal at 12:30pm (includes Pre-K)
Friday, February 2	Half Day at Mount Eden - School Staff Professional Learning	All Grades	Mount Eden only - dismissal at 12:30pm (includes Pre-K)
Monday, February 19	No School - President's Day	All Grades	
March 2024			
Monday, March 11 - Friday, March 15	No School - Spring Recess	All Grades	
April 2024			
Wednesday, April 10	Full School Day (not half day)	All Grades	ELA State Test Day 1
Wednesday, April 10 - Friday, April 12	New York State Assessment: English Language Arts	3-6	
Friday, April 12	Half Day	All Grades	Dismissal at 12:30pm (includes Pre-K)
Monday, April 15	No School	All Grades	
May 2024			
Tuesday, May 7 - Thursday, May 9	New York State Assessment: Mathematics	3-6	
Wednesday, May 8	Full School Day (not half day)	All Grades	Math State Test Day 2
Thursday, May 9	Half Day	All Grades	Dismissal at 12:30pm (includes Pre-K)
Monday, May 13 - Friday, May 17	New York State Assessment: Science	5	
Monday, May 27	No School - Memorial Day	All Grades	
June 2024			
Wednesday, June 12	Half Day - Last Day of School	All Grades	
Thursday, June 13	No School - All Staff Pack Up	All Grades	
Friday, June 14	No School - Leader & School Support Professional Learning	All Grades	



GENERAL INSTRUCTIONS FOR ANNUAL BUDGET/QUARTERLY REPORT

TEMPLATE TABS




1- GRAY tab contains the Instructions

Instructions	Provides description of tabs and input requirements.
Funding by District	Charter School Tuition Rates

2- BLUE tabs require input of information

1.) Name of School	>Select school name from list. >Enter contact information.
2.) Enrollment	Enter enrollment information for Annual Budget (& Revisions) and Quarterly Actuals. Includes: >Enrollment by Grade >Enrollment by District
3.) Staffing Plan	Enter staffing plan information for Annual Budget (& Revisions) and Quarterly Actuals. Includes: >Full Time Equivalent (FTE), by Position Category, By Quarter >"Prior Year" column may <i>initially</i> be completed based upon preliminary data, and <i>subsequently</i> adjusted with Annual Audited data when the Quarter 2 Actuals are being submitted.
4.) Yearly Budget	Enter Yearly Budget information. Includes: >"Prior Year" column may <i>initially</i> be completed based upon preliminary data, and <i>subsequently</i> adjusted with Annual Audited data when the Quarter 2 Actuals are being submitted. (Note: Quarterly Revenue allocation may be set) >Budgeted Enrollment data and Per Pupil Revenue for the current year are populated based upon input on tab "2.) Enrollment." >Budgeted FTE for current year is populated based upon input on tab "3.) Staffing Plan." >All other sources of revenue >All expenses >Budget Revisions, as necessary and <i>approved</i> by the school's Board of Directors, should be submitted when submitting Quarterly Actuals.
5.) Balance Sheet	Enter Balance Sheet information for EdCorps. Separate schools merged into a primary EdCorp should NOT use this tab. >"Prior Year" column may be <i>initially</i> completed based upon preliminary data, and <i>subsequently</i> adjusted with Annual Audited data when the Quarter 2 Actuals are being submitted.
6.) Quarterly Report	Enter Actual Quarterly Report information. Includes: >Actual Enrollment data and Per Pupil Revenue for the current year are populated based upon input on tab "2.) Enrollment." >Actual FTE for current year is populated based upon input on tab "3.) Staffing Plan." >All other sources of revenue >All expenses
7.) Annual Report Requirement	Complete when submitting Actual Quarter 4.

CELL COLORS & GUIDANCE COMMENTS

-  = Enter information into the light BLUE shaded cells.
-  = Cells labeled in ORANGE contain guidance regarding the input of information.
-  = Cells containing RED triangles in the upper right corner contain "guidance comments" on that particular line item. Please "mouse-over" the triangle to reveal each comment.

Charter Funding Alphabetical By NYS School District
*** (Sum of Charter School Basic Tuition and Supplemental Basic Tuition)**



ANNUAL BUDGET & QUARTERLY REPORT TEMPLATE

Zeta Charter School - Tremont Park

SCHOOL

Name:	Zeta Charter School - Tremont Park
--------------	------------------------------------

CONTACT INFORMATION

Contact Name:	Samreen Khan
Contact Title:	Managing Director of Operational & Financial Strategy
Contact Email:	samreen.khan@zetaschools.org
Contact Phone:	404.862.8928

REPORT PERIOD

Current Academic Year:	2023-24
Prior Academic Year:	2022-23

ZETA CHARTER SCHOOL - TREMONT PARK
2023-24

ENROLLMENT BY GRADES												
GRADES	K	1	2	3	4	5	6	7	8	9	10	11
INITIAL BUDGETED ENROLLMENT	174	145	112	58								
TOTAL ENROLLMENT = 489												

ENROLLMENT BY DISTRICT														
			PRIOR YEAR ACTUAL	ANNUAL BUDGET TOTAL DISTRICTS/ENROLLMENT BY QUARTER								ACTUAL QUARTERLY TOTAL DISTRICTS/ENROLLMEN		
				QUARTER 1		QUARTER 2		QUARTER 3		QUARTER 4		QUARTER 1	QUARTER 2	QUARTER 3
				Original	Revised	Original	Revised	Original	Revised	Original	Revised	Actual	Actual	Actual
NUMBER OF SCHOOL DISTRICTS ENROLLED:			3	3	0	3	0	3	0	3	0	0	0	0
NUMBER OF STUDENTS ENROLLED:			336.9	489	0	489	0	489	0	489	0	0	0	0
				*NOTE: If there are NO budget revisions at the time of quarterly submittal leave the 'REVISED' Column(s) COMPLETELY BLANK. If budget revisions ARE made, the entire "REVISED" budget columns for the affected quarter(s) must be completed on tabs 2, 3 and 4.										
			PRIOR YEAR 2022-23	ANNUAL BUDGET ENROLLMENT BY QUARTER								ACTUAL ENROLLMENT BY QUAR		
				QUARTER 1		QUARTER 2		QUARTER 3		QUARTER 4		QUARTER 1	QUARTER 2	QUARTER 3
PRIMARY/OTHER	DISTRICT NAME(S)	Actual Enrollment	Original Budgeted Enrollment	Revised Budgeted Enrollment	Original Budgeted Enrollment	Revised Budgeted Enrollment	Original Budgeted Enrollment	Revised Budgeted Enrollment	Original Budgeted Enrollment	Revised Budgeted Enrollment	Actual Enrollment	Actual Enrollment	Actual Enrollment	
1	PRIMARY District New York City Department of Education	334.9	487		487		487		487					
2	SECONDARY District Yonkers City School District	1	1		1		1		1					
3	Other District 3 New Rochelle City School District	1	1		1		1		1					
4	Other District 4													

			ANNUAL BUDGET ENROLLMENT BY QUARTER								ACTUAL ENROLLMENT BY QUAR		
		PRIOR YEAR 2022-23	QUARTER 1		QUARTER 2		QUARTER 3		QUARTER 4		QUARTER 1	QUARTER 2	QUARTER 3
PRIMARY/OTHER	DISTRICT NAME(S)	Actual Enrollment	Original Budgeted Enrollment	Revised Budgeted Enrollment	Original Budgeted Enrollment	Revised Budgeted Enrollment	Original Budgeted Enrollment	Revised Budgeted Enrollment	Original Budgeted Enrollment	Revised Budgeted Enrollment	Actual Enrollment	Actual Enrollment	Actual Enrollment

12

IT
QUARTER 4
Actual
0
0
TER
QUARTER 4
Actual Enrollment

TER
QUARTER 4
Actual Enrollment

ZETA CHARTER SCHOOL - TREMONT PARK
2023-24

STAFFING PLAN - FULL TIME EQUIVALENT ("FTE")																
*NOTE: Enter the number of FTE positions in the "blue" cells.			*NOTE: If there are NO budget revisions at the time of quarterly submittal leave the 'REVISED' Column(s) COMPLETELY BLANK. If budget revisions ARE made, the entire "REVISED" budget columns for the affected quarter(s) must be completed on tabs 2, 3 and 4.								*NOTE: Each quarter, the actual FTE should be input.			*NOTE: State the assumptions that are being made for personnel FTE levels.		
ADMINISTRATIVE PERSONNEL FTE		PRIOR YEAR	ANNUAL BUDGETED FTE								ACTUAL QUARTERLY FTE				Description of Assumptions	
		2022-23	Q1		Q2		Q3		Q4		Q1	Q2	Q3	Q4		
		ACTUAL	Original	Revised	Original	Revised	Original	Revised	Original	Revised	Actual	Actual	Actual	Actual		
Executive Management		0.0	0.0		0.0		0.0		0.0						Principal, Assistant Principals, and Resident Assistant Principals Student Achievement Manager / Associate	
Instructional Management		2.5	4.0		4.0		4.0		4.0							
Deans, Directors & Coordinators		1.0	1.0		1.0		1.0		1.0							
CFO / Director of Finance		0.0	0.0		0.0		0.0		0.0						Operations Director, Operations Manager / Associate, Special Projects Manager / Associate, Community Alliance Associate	
Operation / Business Manager		3.9	6.3		6.3		6.3		6.3							
Administrative Staff		0.0	0.0		0.0		0.0		0.0							
TOTAL ADMINISTRATIVE STAFF		7.4	11.3	0.0	11.3	0.0	11.3	0.0	11.3	0.0	0.0	0.0	0.0	0.0		
INSTRUCTIONAL PERSONNEL FTE		PRIOR YEAR	ANNUAL BUDGETED FTE								ACTUAL QUARTERLY FTE				Description of Assumptions	
		2022-23	Q1		Q2		Q3		Q4		Q1	Q2	Q3	Q4		
		ACTUAL	Original	Revised	Original	Revised	Original	Revised	Original	Revised	Actual	Actual	Actual	Actual		
Teachers - Regular		13.0	26.0		26.0		26.0		26.0						Head teachers ICT and SETTS teachers	
Teachers - SPED		6.6	11.0		11.0		11.0		11.0							
Substitute Teachers		0.0	0.0		0.0		0.0		0.0						Resident teachers Art / Chess / Dance / Music / Soccer / Taekwondo	
Teaching Assistants		17.1	13.3		13.3		13.3		13.3							
Specialty Teachers		3.0	5.0		5.0		5.0		5.0						School Psychologist	
Aides		0.0	0.0		0.0		0.0		0.0							
Therapists & Counselors		0.5	2.0		2.0		2.0		2.0							
Other		0.0	0.0		0.0		0.0		0.0							
TOTAL INSTRUCTIONAL		40.2	57.3	0.0	57.3	0.0	57.3	0.0	57.3	0.0	0.0	0.0	0.0	0.0		
NON-INSTRUCTIONAL PERSONNEL FTE		PRIOR YEAR	ANNUAL BUDGETED FTE								ACTUAL QUARTERLY FTE				Description of Assumptions	
		2022-23	Q1		Q2		Q3		Q4		Q1	Q2	Q3	Q4		
		ACTUAL	Original	Revised	Original	Revised	Original	Revised	Original	Revised	Actual	Actual	Actual	Actual		
Nurse		0.0	0.0		0.0		0.0		0.0						Food service aide	
Librarian		0.0	0.0		0.0		0.0		0.0							
Custodian		0.0	0.0		0.0		0.0		0.0							
Security		0.0	0.0		0.0		0.0		0.0							
Other		0.0	1.0		1.0		1.0		1.0							
TOTAL NON-INSTRUCTIONAL		0.0	1.0	0.0	1.0	0.0	1.0	0.0	1.0	0.0	0.0	0.0	0.0	0.0		
TOTAL PERSONNEL SERVICE FTE		47.6	69.5	0.0	69.5	0.0	69.5	0.0	69.5	0.0	0.0	0.0	0.0	0.0		

		ZETA CHARTER SCHOOL - TREMONT PARK Budget / Operating Plan 2023-24													
Total Revenue		-	3,807,780	-	-	3,807,782	-	-	3,807,782	-	-	3,807,782	-	-	
Total Expenses		-	4,150,088	-	-	4,150,094	-	-	4,150,094	-	-	4,150,094	-	-	
Net Income			(342,308)	-	-	(342,313)	-	-	(342,313)	-	-	(342,313)	-	-	
Actual Student Enrollment		337	489	-	-	489	-	-	489	-	-	489	-	-	
		Prior Year Actual 2022-23 Revenue Per Pupil	1st Quarter - 7/1 - 9/30			2nd Quarter - 10/1 - 12/31			3rd Quarter - 1/1 - 3/31			4th Quarter - 4/1 - 6/30			
			Original Budget	Revised Budget	Variance	Original Budget	Revised Budget	Variance	Original Budget	Revised Budget	Variance	Original Budget	Revised Budget	Variance	
REVENUE		Allocate Per Pupil Revenue by Quarter	*NOTE: If there are NO budget revisions at the time of quarterly submittal leave the 'REVISED' Column(s) COMPLETELY BLANK. If budget revisions ARE made, the entire "REVISED" budget columns for the affected quarter(s) must be completed on tabs 2, 3 and 4.												
REVENUES FROM STATE SOURCES		2023-24	PPR %/Qtr->	25.0%	25.0%	25.0%	25.0%	25.0%	25.0%	25.0%	25.0%	25.0%	25.0%	25.0%	
Per Pupil Revenue	Per Pupil Rate														
New York City Department of Education	18,340		2,232,895	-	-	2,232,895	-	-	2,232,895	-	-	2,232,895	-	-	
Yonkers City School District	17,635		4,409	-	-	4,409	-	-	4,409	-	-	4,409	-	-	
New Rochelle City School District	18,595		4,649	-	-	4,649	-	-	4,649	-	-	4,649	-	-	
-	-		-	-	-	-	-	-	-	-	-	-	-	-	
-	-		-	-	-	-	-	-	-	-	-	-	-	-	
-	-		-	-	-	-	-	-	-	-	-	-	-	-	
-	-		-	-	-	-	-	-	-	-	-	-	-	-	
-	-		-	-	-	-	-	-	-	-	-	-	-	-	
-	-		-	-	-	-	-	-	-	-	-	-	-	-	
-	-		-	-	-	-	-	-	-	-	-	-	-	-	
-	-		-	-	-	-	-	-	-	-	-	-	-	-	
-	-		-	-	-	-	-	-	-	-	-	-	-	-	
-	-		-	-	-	-	-	-	-	-	-	-	-	-	
-	-		-	-	-	-	-	-	-	-	-	-	-	-	
-	-		-	-	-	-	-	-	-	-	-	-	-	-	
-	-		-	-	-	-	-	-	-	-	-	-	-	-	
ALL OTHER School Districts: (Weighted Avg)	-		-	-	-	-	-	-	-	-	-	-	-	-	
TOTAL Per Pupil Revenue (Weighted Average Per Pupil Funding)	18,339		-	2,241,953	-	-	2,241,953	-	-	2,241,953	-	-	2,241,953	-	-
Special Education Revenue			210,645		-	210,645		-	210,645		-	210,645		-	-
Grants															
Stimulus			-		-	-		-	-		-	-		-	-
DYCD (Department of Youth and Community Development)			-		-	-		-	-		-	-		-	-
Other			8,515		-	8,515		-	8,515		-	8,515		-	-
NYC DoE Rental Assistance			669,868			669,868			669,868			669,868			-
Other			401,128		-	401,129		-	401,129		-	401,129		-	-
TOTAL REVENUE FROM STATE SOURCES			-	3,532,109	-	-	3,532,110	-	-	3,532,110	-	-	3,532,110	-	-
REVENUE FROM FEDERAL FUNDING															
IDEA Special Needs			13,533		-	13,533		-	13,533		-	13,533		-	-
Title I			51,956		-	51,956		-	51,956		-	51,956		-	-
Title Funding - Other			7,794		-	7,794		-	7,794		-	7,794		-	-
School Food Service (Free Lunch)			98,562		-	98,562		-	98,562		-	98,562		-	-
Grants															
Charter School Program (CSP) Planning & Implementation			72,444		-	72,444		-	72,444		-	72,444		-	-
Other			-		-	-		-	-		-	-		-	-
Other			-		-	-		-	-		-	-		-	-
TOTAL REVENUE FROM FEDERAL SOURCES			-	244,289	-	-	244,289	-	-	244,289	-	-	244,289	-	-
LOCAL and OTHER REVENUE															
Contributions and Donations			-		-	-		-	-		-	-		-	-
Fundraising			-		-	-		-	-		-	-		-	-
Erate Reimbursement			10,766		-	10,766		-	10,766		-	10,766		-	-
Earnings on Investments			-		-	-		-	-		-	-		-	-
Interest Income			-		-	-		-	-		-	-		-	-
Food Service (Income from meals)			-		-	-		-	-		-	-		-	-
Text Book			-		-	-		-	-		-	-		-	-
OTHER			20,617		-	20,617		-	20,617		-	20,617		-	-
TOTAL REVENUE FROM LOCAL and OTHER SOURCES			-	31,383	-	-	31,383	-	-	31,383	-	-	31,383	-	-
TOTAL REVENUE			-	3,807,780	-	-	3,807,782	-	-	3,807,782	-	-	3,807,782	-	-

		ZETA CHARTER SCHOOL - TREMONT PARK													
		Budget / Operating Plan													
		2023-24													
Total Revenue		-	3,807,780	-	-	3,807,782	-	-	3,807,782	-	-	3,807,782	-	-	
Total Expenses		-	4,150,088	-	-	4,150,094	-	-	4,150,094	-	-	4,150,094	-	-	
Net Income		-	(342,308)	-	-	(342,313)	-	-	(342,313)	-	-	(342,313)	-	-	
Actual Student Enrollment		337	489	-	-	489	-	-	489	-	-	489	-	-	
		Prior Year Actual 2022-23 Revenue Per Pupil	1st Quarter - 7/1 - 9/30			2nd Quarter - 10/1 - 12/31			3rd Quarter - 1/1 - 3/31			4th Quarter - 4/1 - 6/30			
			Original Budget	Revised Budget	Variance	Original Budget	Revised Budget	Variance	Original Budget	Revised Budget	Variance	Original Budget	Revised Budget	Variance	
EXPENSES															
ADMINISTRATIVE STAFF PERSONNEL COSTS		Avg. No. of Positions													
Executive Management	-		-		-	-		-	-		-	-		-	
Instructional Management	4.00		121,640		-	121,640		-	121,640		-	121,640		-	
Deans, Directors & Coordinators	1.00		19,500		-	19,500		-	19,500		-	19,500		-	
CFO / Director of Finance	-		-		-	-		-	-		-	-		-	
Operation / Business Manager	6.25		125,356		-	125,356		-	125,356		-	125,356		-	
Administrative Staff	-		-		-	-		-	-		-	-		-	
TOTAL ADMINISTRATIVE STAFF	11.25		-	266,496	-	-	266,496	-	-	266,496	-	-	266,496	-	
INSTRUCTIONAL PERSONNEL COSTS															
Teachers - Regular	26.00		481,409		-	481,409		-	481,409		-	481,409		-	
Teachers - SPED	11.00		202,391		-	202,391		-	202,391		-	202,391		-	
Substitute Teachers	-		-		-	-		-	-		-	-		-	
Teaching Assistants	13.25		190,156		-	190,156		-	190,156		-	190,156		-	
Specialty Teachers	5.00		87,750		-	87,750		-	87,750		-	87,750		-	
Aides	-		-		-	-		-	-		-	-		-	
Therapists & Counselors	2.00		40,938		-	40,938		-	40,938		-	40,938		-	
Other	-		-		-	-		-	-		-	-		-	
TOTAL INSTRUCTIONAL	57.25		-	1,002,644	-	-	1,002,644	-	-	1,002,644	-	-	1,002,644	-	
NON-INSTRUCTIONAL PERSONNEL COSTS															
Nurse	-		-		-	-		-	-		-	-		-	
Librarian	-		-		-	-		-	-		-	-		-	
Custodian	-		-		-	-		-	-		-	-		-	
Security	-		-		-	-		-	-		-	-		-	
Other	1.00		13,050		-	13,050		-	13,050		-	13,050		-	
TOTAL NON-INSTRUCTIONAL	1.00		-	13,050	-	-	13,050	-	-	13,050	-	-	13,050	-	
SUBTOTAL PERSONNEL SERVICE COSTS		69.50		-	1,282,190	-	-	1,282,190	-	-	1,282,190	-	-	1,282,190	
PAYROLL TAXES AND BENEFITS															
Payroll Taxes			101,129		-	101,130		-	101,130		-	101,130		-	
Fringe / Employee Benefits			164,702		-	164,703		-	164,703		-	164,703		-	
Retirement / Pension			32,063		-	32,067		-	32,067		-	32,067		-	
TOTAL PAYROLL TAXES AND BENEFITS			-	297,894	-	-	297,900	-	-	297,900	-	-	297,900	-	
TOTAL PERSONNEL SERVICE COSTS		69.50		-	1,580,084	-	-	1,580,090	-	-	1,580,090	-	-	1,580,090	
CONTRACTED SERVICES															
Accounting / Audit			5,350		-	5,350		-	5,350		-	5,350		-	
Legal			500		-	500		-	500		-	500		-	
Management Company Fee			458,525		-	458,525		-	458,525		-	458,525		-	
Nurse Services			-		-	-		-	-		-	-		-	
Food Service / School Lunch			2,250		-	2,250		-	2,250		-	2,250		-	
Payroll Services			4,623		-	4,623		-	4,623		-	4,623		-	
Special Ed Services			4,875		-	4,875		-	4,875		-	4,875		-	
Titlement Services (i.e. Title I)			500		-	500		-	500		-	500		-	
Other Purchased / Professional / Consulting			22,351		-	22,351		-	22,351		-	22,351		-	
TOTAL CONTRACTED SERVICES			-	498,974	-	-	498,974	-	-	498,974	-	-	498,974	-	

	ZETA CHARTER SCHOOL - TREMONT PARK Budget / Operating Plan 2023-24												
Total Revenue	-	3,807,780	-	-	3,807,782	-	-	3,807,782	-	-	3,807,782	-	-
Total Expenses	-	4,150,088	-	-	4,150,094	-	-	4,150,094	-	-	4,150,094	-	-
Net Income	-	(342,308)	-	-	(342,313)	-	-	(342,313)	-	-	(342,313)	-	-
Actual Student Enrollment	337	489	-	-	489	-	-	489	-	-	489	-	-
	Prior Year Actual 2022-23 Revenue Per Pupil	1st Quarter - 7/1 - 9/30			2nd Quarter - 10/1 - 12/31			3rd Quarter - 1/1 - 3/31			4th Quarter - 4/1 - 6/30		
		Original Budget	Revised Budget	Variance	Original Budget	Revised Budget	Variance	Original Budget	Revised Budget	Variance	Original Budget	Revised Budget	Variance
SCHOOL OPERATIONS													
Board Expenses		356		-	356		-	356		-	356		-
Classroom / Teaching Supplies & Materials		82,111		-	82,111		-	82,111		-	82,111		-
Special Ed Supplies & Materials		10,527		-	10,527		-	10,527		-	10,527		-
Textbooks / Workbooks		58,906		-	58,906		-	58,906		-	58,906		-
Supplies & Materials other		-		-	-		-	-		-	-		-
Equipment / Furniture		3,900		-	3,900		-	3,900		-	3,900		-
Telephone		5,250		-	5,250		-	5,250		-	5,250		-
Technology		60,352		-	60,352		-	60,352		-	60,352		-
Student Testing & Assessment		1,985		-	1,985		-	1,985		-	1,985		-
Field Trips		15,759		-	15,759		-	15,759		-	15,759		-
Transportation (student)		-		-	-		-	-		-	-		-
Student Services - other		44,060		-	44,060		-	44,060		-	44,060		-
Office Expense		17,733		-	17,733		-	17,733		-	17,733		-
Staff Development		95,236		-	95,236		-	95,236		-	95,236		-
Staff Recruitment		23,058		-	23,058		-	23,058		-	23,058		-
Student Recruitment / Marketing		133,193		-	133,193		-	133,193		-	133,193		-
School Meals / Lunch		104,300		-	104,300		-	104,300		-	104,300		-
Travel (Staff)		21,625		-	21,625		-	21,625		-	21,625		-
Fundraising		-		-	-		-	-		-	-		-
Other		3,046		-	3,046		-	3,046		-	3,046		-
TOTAL SCHOOL OPERATIONS	-	681,397	-	-	681,397	-	-	681,397	-	-	681,397	-	-
FACILITY OPERATION & MAINTENANCE													
Insurance		19,839		-	19,839		-	19,839		-	19,839		-
Janitorial		7,813		-	7,813		-	7,813		-	7,813		-
Building and Land Rent / Lease / Facility Finance Interest		748,254.05		-	748,254		-	748,254		-	748,254		-
Repairs & Maintenance		46,875		-	46,875		-	46,875		-	46,875		-
Equipment / Furniture		3,984		-	3,984		-	3,984		-	3,984		-
Security		-		-	-		-	-		-	-		-
Utilities		-		-	-		-	-		-	-		-
TOTAL FACILITY OPERATION & MAINTENANCE	-	826,765	-	-	826,765	-	-	826,765	-	-	826,765	-	-
DEPRECIATION & AMORTIZATION		406,619		-	406,619		-	406,619		-	406,619		-
COVID-19 / CONTINGENCY		156,250		-	156,250		-	156,250		-	156,250		-
DEFERRED RENT		-		-	-		-	-		-	-		-
TOTAL EXPENSES	-	4,150,088	-	-	4,150,094	-	-	4,150,094	-	-	4,150,094	-	-
NET INCOME	-	(342,308)	-	-	(342,313)	-	-	(342,313)	-	-	(342,313)	-	-

	ZETA CHARTER SCHOOL - TREMONT PARK Budget / Operating Plan 2023-24												
Total Revenue	-	3,807,780	-	-	3,807,782	-	-	3,807,782	-	-	3,807,782	-	-
Total Expenses	-	4,150,088	-	-	4,150,094	-	-	4,150,094	-	-	4,150,094	-	-
Net Income	-	(342,308)	-	-	(342,313)	-	-	(342,313)	-	-	(342,313)	-	-
Actual Student Enrollment	337	489	-	-	489	-	-	489	-	-	489	-	-
	Prior Year Actual 2022-23 Revenue Per Pupil	1st Quarter - 7/1 - 9/30			2nd Quarter - 10/1 - 12/31			3rd Quarter - 1/1 - 3/31			4th Quarter - 4/1 - 6/30		
		Original Budget	Revised Budget	Variance	Original Budget	Revised Budget	Variance	Original Budget	Revised Budget	Variance	Original Budget	Revised Budget	Variance
ENROLLMENT - *School Districts Are Linked To Above Entries* Number of Districts: New York City Department of Education Yonkers City School District New Rochelle City School District - - - - - - - - - - - - - - - - - ALL OTHER School Districts: (Weighted Avg)	3	3	-	-	3	-	-	3	-	-	3	-	-
	335	487	-	-	487	-	-	487	-	-	487	-	-
	1	1	-	-	1	-	-	1	-	-	1	-	-
	1	1	-	-	1	-	-	1	-	-	1	-	-
	-	-	-	-	-	-	-	-	-	-	-	-	-
	-	-	-	-	-	-	-	-	-	-	-	-	-
	-	-	-	-	-	-	-	-	-	-	-	-	-
	-	-	-	-	-	-	-	-	-	-	-	-	-
	-	-	-	-	-	-	-	-	-	-	-	-	-
	-	-	-	-	-	-	-	-	-	-	-	-	-
	-	-	-	-	-	-	-	-	-	-	-	-	-
	-	-	-	-	-	-	-	-	-	-	-	-	-
	-	-	-	-	-	-	-	-	-	-	-	-	-
	-	-	-	-	-	-	-	-	-	-	-	-	-
	-	-	-	-	-	-	-	-	-	-	-	-	-
	-	-	-	-	-	-	-	-	-	-	-	-	-
	-	-	-	-	-	-	-	-	-	-	-	-	-
	-	-	-	-	-	-	-	-	-	-	-	-	-
	-	-	-	-	-	-	-	-	-	-	-	-	-
	-	-	-	-	-	-	-	-	-	-	-	-	-
	TOTAL ENROLLMENT	337	489	-	-	489	-	-	489	-	-	489	-
REVENUE PER PUPIL	-	7,787	-	-	7,787	-	-	7,787	-	-	7,787	-	-
EXPENSES PER PUPIL	-	8,487	-	-	8,487	-	-	8,487	-	-	8,487	-	-

		ZETA CHARTER SCHOOL - TREMONT PARK					DESCRIPTION OF ASSUMPTIONS
		Budget / Operating Plan					
		2023-24					
Total Revenue		15,231,125	15,231,125	-	15,231,125	15,231,125	
Total Expenses		16,600,371	16,600,371	-	(16,600,371)	(16,600,371)	
Net Income		(1,369,246)	(1,369,246)	-	(1,369,246)	(1,369,246)	
Actual Student Enrollment							
		Total Year			VARIANCE		
		Original Budget	Revised Budget	Variance	Original Budget vs. PY Budget	Revised Budget vs. PY Budget	
REVENUE							
REVENUES FROM STATE SOURCES							
2023-24							
Per Pupil Revenue	Per Pupil Rate						
New York City Department of Education	18,340	8,931,580	8,931,580	-	8,931,580	8,931,580	
Yonkers City School District	17,635	17,635	17,635	-	17,635	17,635	
New Rochelle City School District	18,595	18,595	18,595	-	18,595	18,595	
-	-	-	-	-	-	-	
-	-	-	-	-	-	-	
-	-	-	-	-	-	-	
-	-	-	-	-	-	-	
-	-	-	-	-	-	-	
-	-	-	-	-	-	-	
-	-	-	-	-	-	-	
-	-	-	-	-	-	-	
-	-	-	-	-	-	-	
-	-	-	-	-	-	-	
-	-	-	-	-	-	-	
-	-	-	-	-	-	-	
-	-	-	-	-	-	-	
-	-	-	-	-	-	-	
ALL OTHER School Districts: (Weighted Avg)	-	-	-	-	-	-	
TOTAL Per Pupil Revenue (Weighted Average Per Pupil Funding)	18,339	8,967,810	8,967,810	-	8,967,810	8,967,810	
Special Education Revenue		842,579	842,579	-	842,579	842,579	
Grants							
Stimulus		-	-	-	-	-	
DYCD (Department of Youth and Community Development)		-	-	-	-	-	
Other		34,059	34,059	-	34,059	34,059	
NYC DoE Rental Assistance		2,679,474	2,679,474	-	2,679,474	2,679,474	
Other		1,604,516	1,604,516	-	1,604,516	1,604,516	
TOTAL REVENUE FROM STATE SOURCES		14,128,438	14,128,438	-	14,128,438	14,128,438	
REVENUE FROM FEDERAL FUNDING							
IDEA Special Needs		54,132	54,132	-	54,132	54,132	
Title I		207,825	207,825	-	207,825	207,825	
Title Funding - Other		31,174	31,174	-	31,174	31,174	
School Food Service (Free Lunch)		394,249	394,249	-	394,249	394,249	
Grants							
Charter School Program (CSP) Planning & Implementation		289,775	289,775	-	289,775	289,775	
Other		-	-	-	-	-	
Other		-	-	-	-	-	
TOTAL REVENUE FROM FEDERAL SOURCES		977,155	977,155	-	977,155	977,155	
LOCAL and OTHER REVENUE							
Contributions and Donations		-	-	-	-	-	
Fundraising		-	-	-	-	-	
Erate Reimbursement		43,063	43,063	-	43,063	43,063	
Earnings on Investments		-	-	-	-	-	
Interest Income		-	-	-	-	-	
Food Service (Income from meals)		-	-	-	-	-	
Text Book		-	-	-	-	-	
OTHER		82,469	82,469	-	82,469	82,469	
TOTAL REVENUE FROM LOCAL and OTHER SOURCES		125,532	125,532	-	125,532	125,532	
TOTAL REVENUE		15,231,125	15,231,125	-	15,231,125	15,231,125	

		ZETA CHARTER SCHOOL - TREMONT PARK					DESCRIPTION OF ASSUMPTIONS
		Budget / Operating Plan					
		2023-24					
Total Revenue		15,231,125	15,231,125	-	15,231,125	15,231,125	
Total Expenses		16,600,371	16,600,371	-	(16,600,371)	(16,600,371)	
Net Income		(1,369,246)	(1,369,246)	-	(1,369,246)	(1,369,246)	
Actual Student Enrollment							
		Total Year			VARIANCE		DESCRIPTION OF ASSUMPTIONS
		Original Budget	Revised Budget	Variance	Original Budget vs. PY Budget	Revised Budget vs. PY Budget	
EXPENSES							
ADMINISTRATIVE STAFF PERSONNEL COSTS		Avg. No. of Positions					
Executive Management		-	-	-	-	-	
Instructional Management		4.00	486,560	486,560	-	(486,560)	(486,560)
Deans, Directors & Coordinators		1.00	78,000	78,000	-	(78,000)	(78,000)
CFO / Director of Finance		-	-	-	-	-	
Operation / Business Manager		6.25	501,425	501,425	-	(501,425)	(501,425)
Administrative Staff		-	-	-	-	-	
TOTAL ADMINISTRATIVE STAFF		11.25	1,065,985	1,065,985	-	(1,065,985)	(1,065,985)
INSTRUCTIONAL PERSONNEL COSTS							
Teachers - Regular		26.00	1,925,637	1,925,637	-	(1,925,637)	(1,925,637)
Teachers - SPED		11.00	809,564	809,564	-	(809,564)	(809,564)
Substitute Teachers		-	-	-	-	-	
Teaching Assistants		13.25	760,625	760,625	-	(760,625)	(760,625)
Specialty Teachers		5.00	351,000	351,000	-	(351,000)	(351,000)
Aides		-	-	-	-	-	
Therapists & Counselors		2.00	163,750	163,750	-	(163,750)	(163,750)
Other		-	-	-	-	-	
TOTAL INSTRUCTIONAL		57.25	4,010,576	4,010,576	-	(4,010,576)	(4,010,576)
NON-INSTRUCTIONAL PERSONNEL COSTS							
Nurse		-	-	-	-	-	
Librarian		-	-	-	-	-	
Custodian		-	-	-	-	-	
Security		-	-	-	-	-	
Other		1.00	52,200	52,200	-	(52,200)	(52,200)
TOTAL NON-INSTRUCTIONAL		1.00	52,200	52,200	-	(52,200)	(52,200)
SUBTOTAL PERSONNEL SERVICE COSTS		69.50	5,128,761	5,128,761	-	(5,128,761)	(5,128,761)
PAYROLL TAXES AND BENEFITS							
Payroll Taxes			404,519	404,519	-	(404,519)	(404,519)
Fringe / Employee Benefits			658,811	658,811	-	(658,811)	(658,811)
Retirement / Pension			128,264	128,264	-	(128,264)	(128,264)
TOTAL PAYROLL TAXES AND BENEFITS			1,191,594	1,191,594	-	(1,191,594)	(1,191,594)
TOTAL PERSONNEL SERVICE COSTS		69.50	6,320,355	6,320,355	-	(6,320,355)	(6,320,355)
CONTRACTED SERVICES							
Accounting / Audit			21,400	21,400	-	(21,400)	(21,400)
Legal			2,000	2,000	-	(2,000)	(2,000)
Management Company Fee			1,834,100	1,834,100	-	(1,834,100)	(1,834,100)
Nurse Services			-	-	-	-	-
Food Service / School Lunch			9,000	9,000	-	(9,000)	(9,000)
Payroll Services			18,493	18,493	-	(18,493)	(18,493)
Special Ed Services			19,500	19,500	-	(19,500)	(19,500)
Titlement Services (i.e. Title I)			2,000	2,000	-	(2,000)	(2,000)
Other Purchased / Professional / Consulting			89,403	89,403	-	(89,403)	(89,403)
TOTAL CONTRACTED SERVICES			1,995,897	1,995,897	-	(1,995,897)	(1,995,897)

ZETA CHARTER SCHOOL - TREMONT PARK					
Budget / Operating Plan					
2023-24					
Total Revenue	15,231,125	15,231,125	-	15,231,125	15,231,125
Total Expenses	16,600,371	16,600,371	-	(16,600,371)	(16,600,371)
Net Income	(1,369,246)	(1,369,246)	-	(1,369,246)	(1,369,246)
Actual Student Enrollment					
	Total Year			VARIANCE	
	Original Budget	Revised Budget	Variance	Original Budget vs. PY Budget	Revised Budget vs. PY Budget
SCHOOL OPERATIONS					
Board Expenses	1,426	1,426	-	(1,426)	(1,426)
Classroom / Teaching Supplies & Materials	328,446	328,446	-	(328,446)	(328,446)
Special Ed Supplies & Materials	42,108	42,108	-	(42,108)	(42,108)
Textbooks / Workbooks	235,625	235,625	-	(235,625)	(235,625)
Supplies & Materials other	-	-	-	-	-
Equipment / Furniture	15,600	15,600	-	(15,600)	(15,600)
Telephone	21,000	21,000	-	(21,000)	(21,000)
Technology	241,407	241,407	-	(241,407)	(241,407)
Student Testing & Assessment	7,940	7,940	-	(7,940)	(7,940)
Field Trips	63,035	63,035	-	(63,035)	(63,035)
Transportation (student)	-	-	-	-	-
Student Services - other	176,241	176,241	-	(176,241)	(176,241)
Office Expense	70,930	70,930	-	(70,930)	(70,930)
Staff Development	380,943	380,943	-	(380,943)	(380,943)
Staff Recruitment	92,232	92,232	-	(92,232)	(92,232)
Student Recruitment / Marketing	532,771	532,771	-	(532,771)	(532,771)
School Meals / Lunch	417,200	417,200	-	(417,200)	(417,200)
Travel (Staff)	86,500	86,500	-	(86,500)	(86,500)
Fundraising	-	-	-	-	-
Other	12,182	12,182	-	(12,182)	(12,182)
TOTAL SCHOOL OPERATIONS	2,725,587	2,725,587	-	(2,725,587)	(2,725,587)
FACILITY OPERATION & MAINTENANCE					
Insurance	79,357	79,357	-	(79,357)	(79,357)
Janitorial	31,250	31,250	-	(31,250)	(31,250)
Building and Land Rent / Lease / Facility Finance Interest	2,993,016	2,993,016	-	(2,993,016)	(2,993,016)
Repairs & Maintenance	187,500	187,500	-	(187,500)	(187,500)
Equipment / Furniture	15,935	15,935	-	(15,935)	(15,935)
Security	-	-	-	-	-
Utilities	-	-	-	-	-
TOTAL FACILITY OPERATION & MAINTENANCE	3,307,058	3,307,058	-	(3,307,058)	(3,307,058)
DEPRECIATION & AMORTIZATION	1,626,474	1,626,474	-	(1,626,474)	(1,626,474)
COVID-19 / CONTINGENCY	625,000	625,000	-	(625,000)	(625,000)
DEFERRED RENT	-	-	-	-	-
TOTAL EXPENSES	16,600,371	16,600,371	-	(16,600,371)	(16,600,371)
NET INCOME	(1,369,246)	(1,369,246)	-	(1,369,246)	(1,369,246)

DESCRIPTION OF ASSUMPTIONS

		ZETA CHARTER SCHOOL - TREMONT PARK					DESCRIPTION OF ASSUMPTIONS
		Budget / Operating Plan			2023-24		
Total Revenue		15,231,125	15,231,125	-	15,231,125	15,231,125	
Total Expenses		16,600,371	16,600,371	-	(16,600,371)	(16,600,371)	
Net Income		(1,369,246)	(1,369,246)	-	(1,369,246)	(1,369,246)	
Actual Student Enrollment							
		Total Year			VARIANCE		
		Original Budget	Revised Budget	Variance	Original Budget vs. PY Budget	Revised Budget vs. PY Budget	
ENROLLMENT - *School Districts Are Linked To Above Entries*							
Number of Districts:							
New York City Department of Education							
Yonkers City School District							
New Rochelle City School District							
-							
-							
-							
-							
-							
-							
-							
-							
-							
ALL OTHER School Districts: (Weighted Avg)							
TOTAL ENROLLMENT							
REVENUE PER PUPIL							
EXPENSES PER PUPIL							

	ZETA CHARTER SCHOOL - TREMONT PARK Budget / Operating Plan 2023-24												
Total Revenue	-	3,807,780	-	-	3,807,782	-	-	3,807,782	-	-	3,807,782	-	-
Total Expenses	-	4,150,088	-	-	4,150,094	-	-	4,150,094	-	-	4,150,094	-	-
Net Income	-	(342,308)	-	-	(342,313)	-	-	(342,313)	-	-	(342,313)	-	-
Actual Student Enrollment	337	489	-	-	489	-	-	489	-	-	489	-	-
	Prior Year Actual 2022-23 Revenue Per Pupil	1st Quarter - 7/1 - 9/30			2nd Quarter - 10/1 - 12/31			3rd Quarter - 1/1 - 3/31			4th Quarter - 4/1 - 6/30		
		Original Budget	Revised Budget	Variance	Original Budget	Revised Budget	Variance	Original Budget	Revised Budget	Variance	Original Budget	Revised Budget	Variance
CASH FLOW ADJUSTMENTS													
OPERATING ACTIVITIES <i>{enter descriptions below }</i>													
Example - Add Back Depreciation	-	-	-	-	-	-	-	-	-	-	-	-	-
Other	-	-	-	-	-	-	-	-	-	-	-	-	-
Total Operating Activities	-	-	-	-	-	-	-	-	-	-	-	-	-
INVESTMENT ACTIVITIES <i>{enter descriptions below }</i>													
Example - Subtract Property and Equipment Expenditures	-	-	-	-	-	-	-	-	-	-	-	-	-
Other	-	-	-	-	-	-	-	-	-	-	-	-	-
Total Investment Activities	-	-	-	-	-	-	-	-	-	-	-	-	-
FINANCING ACTIVITIES <i>{enter descriptions below }</i>													
Example - Add Expected Proceeds from a Loan or Line of Credit	-	-	-	-	-	-	-	-	-	-	-	-	-
Other	-	-	-	-	-	-	-	-	-	-	-	-	-
Total Financing Activities	-	-	-	-	-	-	-	-	-	-	-	-	-
Total Cash Flow Adjustments	-	-	-	-	-	-	-	-	-	-	-	-	-
NET INCOME	-	(342,308)	-	-	(342,313)	-	-	(342,313)	-	-	(342,313)	-	-
Beginning Cash Balance	-	-	-	-	(342,308)	-	-	(684,621)	-	-	(1,026,933)	-	-
ENDING CASH BALANCE	-	(342,308)	-	-	(684,621)	-	-	(1,026,933)	-	-	(1,369,246)	-	-

ZETA CHARTER SCHOOL - TREMONT PARK					
Budget / Operating Plan					
2023-24					
Total Revenue	15,231,125	15,231,125	-	15,231,125	15,231,125
Total Expenses	16,600,371	16,600,371	-	(16,600,371)	(16,600,371)
Net Income	(1,369,246)	(1,369,246)	-	(1,369,246)	(1,369,246)
Actual Student Enrollment					
	Total Year			VARIANCE	
	Original Budget	Revised Budget	Variance	Original Budget vs. PY Budget	Revised Budget vs. PY Budget
DESCRIPTION OF ASSUMPTIONS					
CASH FLOW ADJUSTMENTS					
OPERATING ACTIVITIES <i>{enter descriptions below}</i>					
Example - Add Back Depreciation	-	-	-	-	-
Other	-	-	-	-	-
Total Operating Activities	-	-	-	-	-
INVESTMENT ACTIVITIES <i>{enter descriptions below}</i>					
Example - Subtract Property and Equipment Expenditures	-	-	-	-	-
Other	-	-	-	-	-
Total Investment Activities	-	-	-	-	-
FINANCING ACTIVITIES <i>{enter descriptions below}</i>					
Example - Add Expected Proceeds from a Loan or Line of Credit	-	-	-	-	-
Other	-	-	-	-	-
Total Financing Activities	-	-	-	-	-
Total Cash Flow Adjustments	-	-	-	-	-
NET INCOME	(1,369,246)	(1,369,246)	-	(1,369,246)	(1,369,246)
Beginning Cash Balance	-	-	-	-	-
ENDING CASH BALANCE	(1,369,246)	(1,369,246)	-	(1,369,246)	(1,369,246)

ZETA CHARTER SCHOOL - TREMONT PARK

BALANCE SHEET

2023-24

DO NOT ENTER BALANCE SHEET DATA ON THIS TEMPLATE

**Balance sheet data for the Ed Corp:
Zeta Charter Schools - New York City (Combined)
should be entered on the template for
Zeta Charter School - Inwood 1.**

	Prior Year	Q1	Q2	Q3	Q4
	2022-23	As of 9/30	As of 12/31	As of 3/31	As of 6/30
<u>ASSETS</u>					
<u>CURRENT ASSETS</u>					
Cash and cash equivalents	-	-	-	-	-
Grants and contracts receivable	-	-	-	-	-
Accounts receivables	-	-	-	-	-
Prepaid Expenses	-	-	-	-	-
Contributions and other receivables	-	-	-	-	-
TOTAL CURRENT ASSETS	-	-	-	-	-
<u>PROPERTY, BUILDING AND EQUIPMENT, net</u>					
	-	-	-	-	-
<u>OTHER ASSETS</u>					
Right of Use Asset	-	-	-	-	-
Other	-	-	-	-	-
TOTAL ASSETS	-	-	-	-	-
<u>LIABILITIES AND NET ASSETS</u>					
<u>CURRENT LIABILITIES</u>					
Accounts payable and accrued expenses	-	-	-	-	-
Accrued payroll and benefits	-	-	-	-	-
Deferred Revenue	-	-	-	-	-
Current maturities of long-term debt	-	-	-	-	-
Short Term Debt - Bonds, Notes Payable	-	-	-	-	-
Lease Liability	-	-	-	-	-
Other	-	-	-	-	-
TOTAL CURRENT LIABILITIES	-	-	-	-	-
<u>LONG-TERM DEBT and NOTES PAYABLE, net current maturities</u>					
	-	-	-	-	-
LEASE LIABILITY, less current portion	-	-	-	-	-
TOTAL LIABILITIES	-	-	-	-	-
<u>NET ASSETS</u>					
Unrestricted	-	-	-	-	-
Temporarily restricted	-	-	-	-	-
TOTAL NET ASSETS	-	-	-	-	-
TOTAL LIABILITIES AND NET ASSETS	-	-	-	-	-

ZETA CHARTER SCHOOL - TREMONT PARK

Budget / Operating Plan

2023-24												
Total Revenue	-	3,807,780	-	-	3,807,782	-	-	3,807,782	-	-	3,807,782	-
Total Expenses	-	4,150,088	-	-	4,150,094	-	-	4,150,094	-	-	4,150,094	-
Net Income	-	(342,308)	-	-	(342,313)	-	-	(342,313)	-	-	(342,313)	-
Actual Student Enrollment	-	489	-	-	489	-	-	489	-	-	489	-
*NOTE: Enrollment, Revenue and Expenditure Data IN the 'Total and Variance Analysis' Section is Based on LAST ACTUAL Quarter Completed												
1st Quarter - 7/1 - 9/30			2nd Quarter - 10/1 - 12/31			3rd Quarter - 1/1 - 3/31			4th Quarter - 4/1 - 6/30			
Actual	Current Budget	Variance	Actual	Current Budget	Variance	Actual	Current Budget	Variance	Actual	Current Budget	Variance	
REVENUE												
REVENUES FROM STATE SOURCES												
Per Pupil Revenue	2023-24 Per Pupil Rate											
New York City Department of Education	18,340			2,232,895	-		2,232,895	-		2,232,895	-	
Yonkers City School District	17,635			4,409	-		4,409	-		4,409	-	
New Rochelle City School District	18,595			4,649	-		4,649	-		4,649	-	
-	-			-	-		-	-		-	-	
-	-			-	-		-	-		-	-	
-	-			-	-		-	-		-	-	
-	-			-	-		-	-		-	-	
-	-			-	-		-	-		-	-	
-	-			-	-		-	-		-	-	
-	-			-	-		-	-		-	-	
-	-			-	-		-	-		-	-	
-	-			-	-		-	-		-	-	
-	-			-	-		-	-		-	-	
-	-			-	-		-	-		-	-	
-	-			-	-		-	-		-	-	
-	-			-	-		-	-		-	-	
-	-			-	-		-	-		-	-	
-	-			-	-		-	-		-	-	
ALL OTHER School Districts: (Count = 0)	-			-	-		-	-		-	-	
TOTAL Per Pupil Revenue (Weighted Average Per Pupil Funding)	18,339			2,241,953	-		2,241,953	-		2,241,953	-	
Special Education Revenue				210,645	-		210,645	-		210,645	-	
Grants												
Stimulus				-	-		-	-		-	-	
DYCD (Department of Youth and Community Development)				-	-		-	-		-	-	
Other				8,515	-		8,515	-		8,515	-	
NYC DoE Rental Assistance				669,868	-		669,868	-		669,868	-	
Other				401,128	-		401,129	-		401,129	-	
TOTAL REVENUE FROM STATE SOURCES	-	3,532,109	-	-	3,532,110	-	-	3,532,110	-	-	3,532,110	-
REVENUE FROM FEDERAL FUNDING												
IDEA Special Needs				13,533	-		13,533	-		13,533	-	
Title I				51,956	-		51,956	-		51,956	-	
Title Funding - Other				7,794	-		7,794	-		7,794	-	
School Food Service (Free Lunch)				98,562	-		98,562	-		98,562	-	
Grants												
Charter School Program (CSP) Planning & Implementation				72,444	-		72,444	-		72,444	-	
Other				-	-		-	-		-	-	
Other				-	-		-	-		-	-	
TOTAL REVENUE FROM FEDERAL SOURCES	-	244,289	-	-	244,289	-	-	244,289	-	-	244,289	-
LOCAL and OTHER REVENUE												
Contributions and Donations				-	-		-	-		-	-	
Fundraising				-	-		-	-		-	-	
Erate Reimbursement				10,766	-		10,766	-		10,766	-	
Earnings on Investments				-	-		-	-		-	-	
Interest Income				-	-		-	-		-	-	
Food Service (Income from meals)				-	-		-	-		-	-	
Text Book				-	-		-	-		-	-	
OTHER				20,617	-		20,617	-		20,617	-	
TOTAL REVENUE FROM LOCAL and OTHER SOURCES	-	31,383	-	-	31,383	-	-	31,383	-	-	31,383	-
TOTAL REVENUE	-	3,807,780	-	-	3,807,782	-	-	3,807,782	-	-	3,807,782	-

ZETA CHARTER SCHOOL - TREMONT PARK

Budget / Operating Plan

2023-24

Total Revenue	-	3,807,780	-	-	3,807,782	-	-	3,807,782	-	-	3,807,782	-
Total Expenses	-	4,150,088	-	-	4,150,094	-	-	4,150,094	-	-	4,150,094	-
Net Income	-	(342,308)	-	-	(342,313)	-	-	(342,313)	-	-	(342,313)	-
Actual Student Enrollment	-	489	-	-	489	-	-	489	-	-	489	-

*NOTE: Enrollment, Revenue and Expenditure Data IN the 'Total and Variance Analysis' Section is Based on LAST ACTUAL Quarter Completed	1st Quarter - 7/1 - 9/30			2nd Quarter - 10/1 - 12/31			3rd Quarter - 1/1 - 3/31			4th Quarter - 4/1 - 6/30		
	Actual	Current Budget	Variance	Actual	Current Budget	Variance	Actual	Current Budget	Variance	Actual	Current Budget	Variance

EXPENSES

Quarter 0
No. of Positions

ADMINISTRATIVE STAFF PERSONNEL COSTS

Executive Management	-		-	-		-		-	-		-	-
Instructional Management	-	121,640	-	-	121,640	-	-	121,640	-	-	121,640	-
Deans, Directors & Coordinators	-	19,500	-	-	19,500	-	-	19,500	-	-	19,500	-
CFO / Director of Finance	-		-	-		-	-		-	-		-
Operation / Business Manager	-	125,356	-	-	125,356	-	-	125,356	-	-	125,356	-
Administrative Staff	-		-	-		-	-		-	-		-
TOTAL ADMINISTRATIVE STAFF	-	266,496	-	-	266,496	-	-	266,496	-	-	266,496	-

INSTRUCTIONAL PERSONNEL COSTS

Teachers - Regular	-	481,409	-	-	481,409	-	-	481,409	-	-	481,409	-
Teachers - SPED	-	202,391	-	-	202,391	-	-	202,391	-	-	202,391	-
Substitute Teachers	-		-	-		-	-		-	-		-
Teaching Assistants	-	190,156	-	-	190,156	-	-	190,156	-	-	190,156	-
Specialty Teachers	-	87,750	-	-	87,750	-	-	87,750	-	-	87,750	-
Aides	-		-	-		-	-		-	-		-
Therapists & Counselors	-	40,938	-	-	40,938	-	-	40,938	-	-	40,938	-
Other	-		-	-		-	-		-	-		-
TOTAL INSTRUCTIONAL	-	1,002,644	-	-	1,002,644	-	-	1,002,644	-	-	1,002,644	-

NON-INSTRUCTIONAL PERSONNEL COSTS

Nurse	-		-	-		-	-		-	-		-
Librarian	-		-	-		-	-		-	-		-
Custodian	-		-	-		-	-		-	-		-
Security	-		-	-		-	-		-	-		-
Other	-	13,050	-	-	13,050	-	-	13,050	-	-	13,050	-
TOTAL NON-INSTRUCTIONAL	-	13,050	-	-	13,050	-	-	13,050	-	-	13,050	-

SUBTOTAL PERSONNEL SERVICE COSTS

	-	1,282,190	-	-	1,282,190	-	-	1,282,190	-	-	1,282,190	-
--	---	-----------	---	---	-----------	---	---	-----------	---	---	-----------	---

PAYROLL TAXES AND BENEFITS												
Payroll Taxes		101,129	-		101,130	-		101,130	-		101,130	-
Fringe / Employee Benefits		164,702	-		164,703	-		164,703	-		164,703	-
Retirement / Pension		32,063	-		32,067	-		32,067	-		32,067	-
TOTAL PAYROLL TAXES AND BENEFITS	-	297,894	-	-	297,900	-	-	297,900	-	-	297,900	-

TOTAL PERSONNEL SERVICE COSTS

	-	1,580,084	-	-	1,580,090	-	-	1,580,090	-	-	1,580,090	-
--	---	-----------	---	---	-----------	---	---	-----------	---	---	-----------	---

CONTRACTED SERVICES

Accounting / Audit		5,350	-		5,350	-		5,350	-		5,350	-
Legal		500	-		500	-		500	-		500	-
Management Company Fee		458,525	-		458,525	-		458,525	-		458,525	-
Nurse Services			-			-			-			-
Food Service / School Lunch		2,250	-		2,250	-		2,250	-		2,250	-
Payroll Services		4,623	-		4,623	-		4,623	-		4,623	-
Special Ed Services		4,875	-		4,875	-		4,875	-		4,875	-
Titlement Services (i.e. Title I)		500	-		500	-		500	-		500	-
Other Purchased / Professional / Consulting		22,351	-		22,351	-		22,351	-		22,351	-
TOTAL CONTRACTED SERVICES	-	498,974	-	-	498,974	-	-	498,974	-	-	498,974	-

ZETA CHARTER SCHOOL - TREMONT PARK

Budget / Operating Plan

2023-24

Total Revenue	-	3,807,780	-	-	3,807,782	-	-	3,807,782	-	-	3,807,782	-
Total Expenses	-	4,150,088	-	-	4,150,094	-	-	4,150,094	-	-	4,150,094	-
Net Income	-	(342,308)	-	-	(342,313)	-	-	(342,313)	-	-	(342,313)	-
Actual Student Enrollment	-	489	-	-	489	-	-	489	-	-	489	-

*NOTE: Enrollment, Revenue and Expenditure Data IN the 'Total and Variance Analysis' Section is Based on LAST ACTUAL Quarter Completed	1st Quarter - 7/1 - 9/30			2nd Quarter - 10/1 - 12/31			3rd Quarter - 1/1 - 3/31			4th Quarter - 4/1 - 6/30		
	Actual	Current Budget	Variance	Actual	Current Budget	Variance	Actual	Current Budget	Variance	Actual	Current Budget	Variance
SCHOOL OPERATIONS												
Board Expenses		356	-		356	-		356	-		356	-
Classroom / Teaching Supplies & Materials		82,111	-		82,111	-		82,111	-		82,111	-
Special Ed Supplies & Materials		10,527	-		10,527	-		10,527	-		10,527	-
Textbooks / Workbooks		58,906	-		58,906	-		58,906	-		58,906	-
Supplies & Materials other		-	-		-	-		-	-		-	-
Equipment / Furniture		3,900	-		3,900	-		3,900	-		3,900	-
Telephone		5,250	-		5,250	-		5,250	-		5,250	-
Technology		60,352	-		60,352	-		60,352	-		60,352	-
Student Testing & Assessment		1,985	-		1,985	-		1,985	-		1,985	-
Field Trips		15,759	-		15,759	-		15,759	-		15,759	-
Transportation (student)		-	-		-	-		-	-		-	-
Student Services - other		44,060	-		44,060	-		44,060	-		44,060	-
Office Expense		17,733	-		17,733	-		17,733	-		17,733	-
Staff Development		95,236	-		95,236	-		95,236	-		95,236	-
Staff Recruitment		23,058	-		23,058	-		23,058	-		23,058	-
Student Recruitment / Marketing		133,193	-		133,193	-		133,193	-		133,193	-
School Meals / Lunch		104,300	-		104,300	-		104,300	-		104,300	-
Travel (Staff)		21,625	-		21,625	-		21,625	-		21,625	-
Fundraising		-	-		-	-		-	-		-	-
Other		3,046	-		3,046	-		3,046	-		3,046	-
TOTAL SCHOOL OPERATIONS	-	681,397	-	-	681,397	-	-	681,397	-	-	681,397	-
FACILITY OPERATION & MAINTENANCE												
Insurance		19,839	-		19,839	-		19,839	-		19,839	-
Janitorial		7,813	-		7,813	-		7,813	-		7,813	-
Building and Land Rent / Lease / Facility Finance Interest		748,254	-		748,254	-		748,254	-		748,254	-
Repairs & Maintenance		46,875	-		46,875	-		46,875	-		46,875	-
Equipment / Furniture		3,984	-		3,984	-		3,984	-		3,984	-
Security		-	-		-	-		-	-		-	-
Utilities		-	-		-	-		-	-		-	-
TOTAL FACILITY OPERATION & MAINTENANCE	-	826,765	-	-	826,765	-	-	826,765	-	-	826,765	-
DEPRECIATION & AMORTIZATION		406,619	-		406,619	-		406,619	-		406,619	-
COVID-19 / CONTINGENCY		156,250	-		156,250	-		156,250	-		156,250	-
DEFERRED RENT		-	-		-	-		-	-		-	-
TOTAL EXPENSES	-	4,150,088	-	-	4,150,094	-	-	4,150,094	-	-	4,150,094	-
NET INCOME	-	(342,308)	-	-	(342,313)	-	-	(342,313)	-	-	(342,313)	-

ZETA CHARTER SCHOOL - TREMONT PARK

Budget / Operating Plan

2023-24

Total Revenue	-	3,807,780	-	-	3,807,782	-	-	3,807,782	-	-	3,807,782	-
Total Expenses	-	4,150,088	-	-	4,150,094	-	-	4,150,094	-	-	4,150,094	-
Net Income	-	(342,308)	-	-	(342,313)	-	-	(342,313)	-	-	(342,313)	-
Actual Student Enrollment	-	489	-	-	489	-	-	489	-	-	489	-

*NOTE: Enrollment, Revenue and Expenditure Data IN the 'Total and Variance Analysis' Section is Based on LAST ACTUAL Quarter Completed	1st Quarter - 7/1 - 9/30			2nd Quarter - 10/1 - 12/31			3rd Quarter - 1/1 - 3/31			4th Quarter - 4/1 - 6/30		
	Current			Current			Current			Current		
	Actual	Budget	Variance	Actual	Budget	Variance	Actual	Budget	Variance	Actual	Budget	Variance

ENROLLMENT - *School Districts Are Linked To Above Entries*

New York City Department of Education	-	487	-	-	487	-	-	487	-	-	487	-
Yonkers City School District	-	1	-	-	1	-	-	1	-	-	1	-
New Rochelle City School District	-	1	-	-	1	-	-	1	-	-	1	-
-	-	-	-	-	-	-	-	-	-	-	-	-
-	-	-	-	-	-	-	-	-	-	-	-	-
-	-	-	-	-	-	-	-	-	-	-	-	-
-	-	-	-	-	-	-	-	-	-	-	-	-
-	-	-	-	-	-	-	-	-	-	-	-	-
-	-	-	-	-	-	-	-	-	-	-	-	-
-	-	-	-	-	-	-	-	-	-	-	-	-
-	-	-	-	-	-	-	-	-	-	-	-	-
-	-	-	-	-	-	-	-	-	-	-	-	-
-	-	-	-	-	-	-	-	-	-	-	-	-
-	-	-	-	-	-	-	-	-	-	-	-	-
-	-	-	-	-	-	-	-	-	-	-	-	-
-	-	-	-	-	-	-	-	-	-	-	-	-
-	-	-	-	-	-	-	-	-	-	-	-	-
-	-	-	-	-	-	-	-	-	-	-	-	-
ALL OTHER School Districts: (Count = 0)	-	-	-	-	-	-	-	-	-	-	-	-
TOTAL ENROLLMENT	-	489	-	-	489	-	-	489	-	-	489	-
REVENUE PER PUPIL	-	7,787	-	-	7,787	-	-	7,787	-	-	7,787	-
EXPENSES PER PUPIL	-	8,487	-	-	8,487	-	-	8,487	-	-	8,487	-

			ZETA CHARTER SCHOOL - TREMONT PARK									
			Budget / Operating Plan									
			2023-24									
Total Revenue	-	-	-	15,231,125	(15,231,125)	-	-	15,231,125	(15,231,125)	-	-	
Total Expenses	-	-	-	16,600,371	16,600,371	-	-	16,600,371	16,600,371	-	-	
Net Income	-	-	-	(1,369,246)	1,369,246	-	-	(1,369,246)	1,369,246	-	-	
Actual Student Enrollment	-	-	-			-	-			-	-	
*NOTE: Enrollment, Revenue and Expenditure Data IN the 'Total and Variance Analysis' Section is Based on LAST ACTUAL Quarter Completed			TOTALS AND VARIANCE ANALYSIS									
			Actual	Current Budget (Current Quarter)	Actual vs. Current Budget	Current Budget - TY	Actual vs. Current Budget TY	Original Budget (Current Quarter)	Actual vs. Original Budget	Original Budget - TY	Actual vs. Original Budget TY	PY Actual (PY TY / No. of COMPLETED Actual CY Quarters)
REVENUE												
REVENUES FROM STATE SOURCES												
Per Pupil Revenue	2023-24 Per Pupil Rate											
New York City Department of Education	18,340		-	8,931,580	(8,931,580)	-	-	8,931,580	(8,931,580)	-	-	
Yonkers City School District	17,635		-	17,635	(17,635)	-	-	17,635	(17,635)	-	-	
New Rochelle City School District	18,595		-	18,595	(18,595)	-	-	18,595	(18,595)	-	-	
-	-		-	-	-	-	-	-	-	-	-	
-	-		-	-	-	-	-	-	-	-	-	
-	-		-	-	-	-	-	-	-	-	-	
-	-		-	-	-	-	-	-	-	-	-	
-	-		-	-	-	-	-	-	-	-	-	
-	-		-	-	-	-	-	-	-	-	-	
-	-		-	-	-	-	-	-	-	-	-	
-	-		-	-	-	-	-	-	-	-	-	
-	-		-	-	-	-	-	-	-	-	-	
-	-		-	-	-	-	-	-	-	-	-	
-	-		-	-	-	-	-	-	-	-	-	
-	-		-	-	-	-	-	-	-	-	-	
-	-		-	-	-	-	-	-	-	-	-	
-	-		-	-	-	-	-	-	-	-	-	
ALL OTHER School Districts: (Count = 0)	-		-	-	-	-	-	-	-	-	-	
TOTAL Per Pupil Revenue (Weighted Average Per Pupil Funding)	18,339		-	8,967,810	(8,967,810)	-	-	8,967,810	(8,967,810)	-	-	
Special Education Revenue			-	842,579	(842,579)	-	-	842,579	(842,579)	-	-	
Grants			-	-	-	-	-	-	-	-	-	
Stimulus			-	-	-	-	-	-	-	-	-	
DYCD (Department of Youth and Community Development)			-	-	-	-	-	-	-	-	-	
Other			-	34,059	(34,059)	-	-	34,059	(34,059)	-	-	
NYC DoE Rental Assistance			-	2,679,474	(2,679,474)	-	-	2,679,474	(2,679,474)	-	-	
Other			-	1,604,516	(1,604,516)	-	-	1,604,516	(1,604,516)	-	-	
TOTAL REVENUE FROM STATE SOURCES			-	14,128,438	(14,128,438)	-	-	14,128,438	(14,128,438)	-	-	
REVENUE FROM FEDERAL FUNDING												
IDEA Special Needs			-	54,132	(54,132)	-	-	54,132	(54,132)	-	-	
Title I			-	207,825	(207,825)	-	-	207,825	(207,825)	-	-	
Title Funding - Other			-	31,174	(31,174)	-	-	31,174	(31,174)	-	-	
School Food Service (Free Lunch)			-	394,249	(394,249)	-	-	394,249	(394,249)	-	-	
Grants			-	-	-	-	-	-	-	-	-	
Charter School Program (CSP) Planning & Implementation			-	289,775	(289,775)	-	-	289,775	(289,775)	-	-	
Other			-	-	-	-	-	-	-	-	-	
Other			-	-	-	-	-	-	-	-	-	
TOTAL REVENUE FROM FEDERAL SOURCES			-	977,155	(977,155)	-	-	977,155	(977,155)	-	-	
LOCAL and OTHER REVENUE												
Contributions and Donations			-	-	-	-	-	-	-	-	-	
Fundraising			-	-	-	-	-	-	-	-	-	
Erate Reimbursement			-	43,063	(43,063)	-	-	43,063	(43,063)	-	-	
Earnings on Investments			-	-	-	-	-	-	-	-	-	
Interest Income			-	-	-	-	-	-	-	-	-	
Food Service (Income from meals)			-	-	-	-	-	-	-	-	-	
Text Book			-	-	-	-	-	-	-	-	-	
OTHER			-	82,469	(82,469)	-	-	82,469	(82,469)	-	-	
TOTAL REVENUE FROM LOCAL and OTHER SOURCES			-	125,532	(125,532)	-	-	125,532	(125,532)	-	-	
TOTAL REVENUE			-	15,231,125	(15,231,125)	-	-	15,231,125	(15,231,125)	-	-	

			ZETA CHARTER SCHOOL - TREMONT PARK									
			Budget / Operating Plan									
			2023-24									
Total Revenue	-	-	-	15,231,125	(15,231,125)	-	-	15,231,125	(15,231,125)	-	-	-
Total Expenses	-	-	-	16,600,371	16,600,371	-	-	16,600,371	16,600,371	-	-	-
Net Income	-	-	-	(1,369,246)	1,369,246	-	-	(1,369,246)	1,369,246	-	-	-
Actual Student Enrollment	-	-	-			-	-			-	-	-
*NOTE: Enrollment, Revenue and Expenditure Data IN the 'Total and Variance Analysis' Section is Based on LAST ACTUAL Quarter Completed			TOTALS AND VARIANCE ANALYSIS									
			Current Budget (Current Quarter)	Actual vs. Current Budget	Current Budget - TY	Actual vs. Current Budget TY	Original Budget (Current Quarter)	Actual vs. Original Budget	Original Budget - TY	Actual vs. Original Budget TY	PY Actual (PY TY / No. of COMPLETED Actual CY Quarters)	Actual CY vs. Actual PY
			Actual									
EXPENSES	Quarter 0											
ADMINISTRATIVE STAFF PERSONNEL COSTS	No. of Positions											
Executive Management	-	-	-	-	-	-	-	-	-	-	-	-
Instructional Management	-	-	-	486,560	486,560	-	-	486,560	486,560	-	-	-
Deans, Directors & Coordinators	-	-	-	78,000	78,000	-	-	78,000	78,000	-	-	-
CFO / Director of Finance	-	-	-	-	-	-	-	-	-	-	-	-
Operation / Business Manager	-	-	-	501,425	501,425	-	-	501,425	501,425	-	-	-
Administrative Staff	-	-	-	-	-	-	-	-	-	-	-	-
TOTAL ADMINISTRATIVE STAFF	-	-	-	1,065,985	1,065,985	-	-	1,065,985	1,065,985	-	-	-
INSTRUCTIONAL PERSONNEL COSTS												
Teachers - Regular	-	-	-	1,925,637	1,925,637	-	-	1,925,637	1,925,637	-	-	-
Teachers - SPED	-	-	-	809,564	809,564	-	-	809,564	809,564	-	-	-
Substitute Teachers	-	-	-	-	-	-	-	-	-	-	-	-
Teaching Assistants	-	-	-	760,625	760,625	-	-	760,625	760,625	-	-	-
Specialty Teachers	-	-	-	351,000	351,000	-	-	351,000	351,000	-	-	-
Aides	-	-	-	-	-	-	-	-	-	-	-	-
Therapists & Counselors	-	-	-	163,750	163,750	-	-	163,750	163,750	-	-	-
Other	-	-	-	-	-	-	-	-	-	-	-	-
TOTAL INSTRUCTIONAL	-	-	-	4,010,576	4,010,576	-	-	4,010,576	4,010,576	-	-	-
NON-INSTRUCTIONAL PERSONNEL COSTS												
Nurse	-	-	-	-	-	-	-	-	-	-	-	-
Librarian	-	-	-	-	-	-	-	-	-	-	-	-
Custodian	-	-	-	-	-	-	-	-	-	-	-	-
Security	-	-	-	-	-	-	-	-	-	-	-	-
Other	-	-	-	52,200	52,200	-	-	52,200	52,200	-	-	-
TOTAL NON-INSTRUCTIONAL	-	-	-	52,200	52,200	-	-	52,200	52,200	-	-	-
SUBTOTAL PERSONNEL SERVICE COSTS	-	-	-	5,128,761	5,128,761	-	-	5,128,761	5,128,761	-	-	-
PAYROLL TAXES AND BENEFITS												
Payroll Taxes	-	-	-	404,519	404,519	-	-	404,519	404,519	-	-	-
Fringe / Employee Benefits	-	-	-	658,811	658,811	-	-	658,811	658,811	-	-	-
Retirement / Pension	-	-	-	128,264	128,264	-	-	128,264	128,264	-	-	-
TOTAL PAYROLL TAXES AND BENEFITS	-	-	-	1,191,594	1,191,594	-	-	1,191,594	1,191,594	-	-	-
TOTAL PERSONNEL SERVICE COSTS	-	-	-	6,320,355	6,320,355	-	-	6,320,355	6,320,355	-	-	-
CONTRACTED SERVICES												
Accounting / Audit	-	-	-	21,400	21,400	-	-	21,400	21,400	-	-	-
Legal	-	-	-	2,000	2,000	-	-	2,000	2,000	-	-	-
Management Company Fee	-	-	-	1,834,100	1,834,100	-	-	1,834,100	1,834,100	-	-	-
Nurse Services	-	-	-	-	-	-	-	-	-	-	-	-
Food Service / School Lunch	-	-	-	9,000	9,000	-	-	9,000	9,000	-	-	-
Payroll Services	-	-	-	18,493	18,493	-	-	18,493	18,493	-	-	-
Special Ed Services	-	-	-	19,500	19,500	-	-	19,500	19,500	-	-	-
Titlement Services (i.e. Title I)	-	-	-	2,000	2,000	-	-	2,000	2,000	-	-	-
Other Purchased / Professional / Consulting	-	-	-	89,403	89,403	-	-	89,403	89,403	-	-	-
TOTAL CONTRACTED SERVICES	-	-	-	1,995,897	1,995,897	-	-	1,995,897	1,995,897	-	-	-

ZETA CHARTER SCHOOL - TREMONT PARK											
Budget / Operating Plan											
2023-24											
Total Revenue	-	-	-	15,231,125	(15,231,125)	-	-	15,231,125	(15,231,125)	-	-
Total Expenses	-	-	-	16,600,371	16,600,371	-	-	16,600,371	16,600,371	-	-
Net Income	-	-	-	(1,369,246)	1,369,246	-	-	(1,369,246)	1,369,246	-	-
Actual Student Enrollment	-	-	-	-	-	-	-	-	-	-	-
TOTALS AND VARIANCE ANALYSIS											
*NOTE: Enrollment, Revenue and Expenditure Data IN the 'Total and Variance Analysis' Section is Based on LAST ACTUAL Quarter Completed	Current Budget vs. Current			Actual vs. Current			Original Budget vs. Original			PY Actual (PY TY / No. of COMPLETED Actual CY Quarters)	
	Actual	(Current Quarter)	Budget	Budget - TY	Budget TY	Quarter)	Budget	Budget - TY	Budget TY	Actual CY	Actual PY
SCHOOL OPERATIONS											
Board Expenses	-	-	-	1,426	1,426	-	-	1,426	1,426	-	-
Classroom / Teaching Supplies & Materials	-	-	-	328,446	328,446	-	-	328,446	328,446	-	-
Special Ed Supplies & Materials	-	-	-	42,108	42,108	-	-	42,108	42,108	-	-
Textbooks / Workbooks	-	-	-	235,625	235,625	-	-	235,625	235,625	-	-
Supplies & Materials other	-	-	-	-	-	-	-	-	-	-	-
Equipment / Furniture	-	-	-	15,600	15,600	-	-	15,600	15,600	-	-
Telephone	-	-	-	21,000	21,000	-	-	21,000	21,000	-	-
Technology	-	-	-	241,407	241,407	-	-	241,407	241,407	-	-
Student Testing & Assessment	-	-	-	7,940	7,940	-	-	7,940	7,940	-	-
Field Trips	-	-	-	63,035	63,035	-	-	63,035	63,035	-	-
Transportation (student)	-	-	-	-	-	-	-	-	-	-	-
Student Services - other	-	-	-	176,241	176,241	-	-	176,241	176,241	-	-
Office Expense	-	-	-	70,930	70,930	-	-	70,930	70,930	-	-
Staff Development	-	-	-	380,943	380,943	-	-	380,943	380,943	-	-
Staff Recruitment	-	-	-	92,232	92,232	-	-	92,232	92,232	-	-
Student Recruitment / Marketing	-	-	-	532,771	532,771	-	-	532,771	532,771	-	-
School Meals / Lunch	-	-	-	417,200	417,200	-	-	417,200	417,200	-	-
Travel (Staff)	-	-	-	86,500	86,500	-	-	86,500	86,500	-	-
Fundraising	-	-	-	-	-	-	-	-	-	-	-
Other	-	-	-	12,182	12,182	-	-	12,182	12,182	-	-
TOTAL SCHOOL OPERATIONS	-	-	-	2,725,587	2,725,587	-	-	2,725,587	2,725,587	-	-
FACILITY OPERATION & MAINTENANCE											
Insurance	-	-	-	79,357	79,357	-	-	79,357	79,357	-	-
Janitorial	-	-	-	31,250	31,250	-	-	31,250	31,250	-	-
Building and Land Rent / Lease / Facility Finance Interest	-	-	-	2,993,016	2,993,016	-	-	2,993,016	2,993,016	-	-
Repairs & Maintenance	-	-	-	187,500	187,500	-	-	187,500	187,500	-	-
Equipment / Furniture	-	-	-	15,935	15,935	-	-	15,935	15,935	-	-
Security	-	-	-	-	-	-	-	-	-	-	-
Utilities	-	-	-	-	-	-	-	-	-	-	-
TOTAL FACILITY OPERATION & MAINTENANCE	-	-	-	3,307,058	3,307,058	-	-	3,307,058	3,307,058	-	-
DEPRECIATION & AMORTIZATION											
COVID-19 / CONTINGENCY	-	-	-	1,626,474	1,626,474	-	-	1,626,474	1,626,474	-	-
DEFERRED RENT	-	-	-	625,000	625,000	-	-	625,000	625,000	-	-
TOTAL EXPENSES	-	-	-	16,600,371	16,600,371	-	-	16,600,371	16,600,371	-	-
NET INCOME	-	-	-	(1,369,246)	1,369,246	-	-	(1,369,246)	1,369,246	-	-

ZETA CHARTER SCHOOL - TREMONT PARK											
Budget / Operating Plan											
2023-24											
Total Revenue	-	-	-	15,231,125	(15,231,125)	-	-	15,231,125	(15,231,125)	-	-
Total Expenses	-	-	-	16,600,371	16,600,371	-	-	16,600,371	16,600,371	-	-
Net Income	-	-	-	(1,369,246)	1,369,246	-	-	(1,369,246)	1,369,246	-	-
Actual Student Enrollment	-	-	-			-	-			-	-
*NOTE: Enrollment, Revenue and Expenditure Data IN the 'Total and Variance Analysis' Section is Based on LAST ACTUAL Quarter Completed	TOTALS AND VARIANCE ANALYSIS										
	Current Budget	Actual vs.	Actual vs.	Original Budget	Actual vs.	Actual vs.	Original Budget	Actual vs.	PY Actual (PY TY /	Actual CY	
	(Current Quarter)	Current Budget	Current Budget - TY	Current Budget TY	(Current Quarter)	Original Budget	Original Budget - TY	Original Budget TY	No. of COMPLETED Actual CY Quarters)	vs. Actual PY	
* Enrollment Data Based on Last Actual Quarter Completed											
ENROLLMENT - *School Districts Are Linked To Above Entries*											
New York City Department of Education	-	-	-		-	-		-	-	-	-
Yonkers City School District	-	-	-		-	-		-	-	-	-
New Rochelle City School District	-	-	-		-	-		-	-	-	-
-	-	-	-		-	-		-	-	-	-
-	-	-	-		-	-		-	-	-	-
-	-	-	-		-	-		-	-	-	-
-	-	-	-		-	-		-	-	-	-
-	-	-	-		-	-		-	-	-	-
-	-	-	-		-	-		-	-	-	-
-	-	-	-		-	-		-	-	-	-
-	-	-	-		-	-		-	-	-	-
-	-	-	-		-	-		-	-	-	-
-	-	-	-		-	-		-	-	-	-
-	-	-	-		-	-		-	-	-	-
-	-	-	-		-	-		-	-	-	-
-	-	-	-		-	-		-	-	-	-
-	-	-	-		-	-		-	-	-	-
-	-	-	-		-	-		-	-	-	-
ALL OTHER School Districts: (Count = 0)	-	-	-		-	-		-	-	-	-
TOTAL ENROLLMENT	-	-	-		-	-		-	-	-	-
REVENUE PER PUPIL	-	-	-		-	-		-	-	-	-
EXPENSES PER PUPIL	-	-	-		-	-		-	-	-	-



Certificate of Occupancy

CO Number: 2009910-0000008

This certifies that the premises described herein conforms substantially to the approved plans and specifications and to the requirements of all applicable laws, rules and regulations for the uses and occupancies specified. No change of use or occupancy shall be made unless a new Certificate of Occupancy is issued. *This document or a copy shall be available for inspection at the building at all reasonable times.*

A.	Borough: BRONX Address: 1910 ARTHUR AVENUE Building Identification Number(BIN): 2009910	Block Number: 2947 Lot Number(s): 7501 Additional Lot Number(s): Application Type: A1 - ALTERATION TYPE 1	Full Building Certificate Type: Temporary Date Issued: 07/05/2023
This building is subject to this Building Code: 2014			
This Certificate of Occupancy is associated with job# 210180141-01			
B.	Construction Classification: I-B: 3 HOUR PROTECTED Building Occupancy Group classification: E - EDUCATIONAL Multiple Dwelling Law Classification: Not Available		
	No. of stories: 9	Height in feet: 101	No. of dwelling units: Not Available
C.	Fire Protection Equipment: Fire Alarm System, Sprinkler System, Standpipe System		
D.	Parking Spaces and Loading Berths: Open Parking Spaces: 0 Enclosed Parking Spaces: 0 Total Loading Berths: Not available		
E.	This Certificate is issued with the following legal limitations: Restrictive Declaration: None Zoning Exhibit: None BSA Calendar Number(s): None CPC Calendar Number(s): None		
Borough Comments: Maximum Occupancy in the East Gym and West Gym is 74 Persons without a signed-off Public Assembly Application. No occupancy allowed under Roof playground per const s/o comments. 60 Day TCO only No Occupancy for the Roof playground with this TCO.			

Borough Commissioner

Commissioner



Permissible Use and Occupancy

FLOOR	Occ Group	Max. Persons Permitted	Live Loads (lbs per sq ft)	Zoning Use Group	Dwelling or Rooming Units	Job Reference	Certificate of Occupancy Type	CO Expiration Date
Cellar	S-2	16	OG	3B		210180141	Temporary	10/03/2023
Description of Use: Storage of non combustible Materials MECHANICAL ROOM, STORAGE, BOILER ROOM, ELECTRICAL ROOM, WATER ROOM, PUMP ROOM, BIKE ROOM FOR 6 BIKES, REFUSE ROOM, GENERATOR ROOM						Exceptions:		
Cellar	E	N/A	OG	3A		210180141	Temporary	10/03/2023
Description of Use: Academies and schools MOTHERS ROOMS						Exceptions:		
Open Space	F-2	N/A	OG	3B		210180141	Temporary	10/03/2023
Description of Use: Mechanical and/or electrical equipment rooms MECHANICAL ROOM						Exceptions:		
Floor 1	E	11	120	3B		210180141	Temporary	10/03/2023
Description of Use: Academies and schools WARMING KITCHEN, LOBBY, RECEPTION AREA, OFFICES						Exceptions:		
Floor 1	A-2	186	75	3B		210180141	Temporary	10/03/2023
Description of Use: Cafeteria ACCESSORY CAFETERIA						Exceptions:		
Floor 2	E	193	75	3A		210180141	Temporary	10/03/2023
Description of Use: Academies and schools CLASSROOMS						Exceptions:		



Permissible Use and Occupancy

FLOOR	Occ Group	Max. Persons Permitted	Live Loads (lbs per sq ft)	Zoning Use Group	Dwelling or Rooming Units	Job Reference	Certificate of Occupancy Type	CO Expiration Date
Floor 3	E	172	75	3A		210180141	Temporary	10/03/2023
Description of Use: Academies and schools CLASSROOM, OFFICES						Exceptions:		
Floor 4	E	213	75	3A		210180141	Temporary	10/03/2023
Description of Use: Academies and schools CLASSROOM, OFFICES						Exceptions:		
Floor 5	E	200	75	3A		210180141	Temporary	10/03/2023
Description of Use: Academies and schools CLASSROOM, OFFICES						Exceptions:		
Floor 6	E	208	75	3A		210180141	Temporary	10/03/2023
Description of Use: Academies and schools CLASSROOM, OFFICES						Exceptions:		
Floor 7	E	191	75	3A		210180141	Temporary	10/03/2023
Description of Use: Academies and schools CLASSROOM, OFFICES						Exceptions:		
Floor 8	S-2	0	75	3b		210180141	Temporary	10/03/2023
Description of Use: Storage of non combustibile Materials STORAGE ROOMS						Exceptions:		



Permissible Use and Occupancy

FLOOR	Occ Group	Max. Persons Permitted	Live Loads (lbs per sq ft)	Zoning Use Group	Dwelling or Rooming Units	Job Reference	Certificate of Occupancy Type	CO Expiration Date
Floor 8	A-3	111	75	3B		210180141	Temporary	10/03/2023
Description of Use: Health Club/ Gym/ Fitness Center WEST GYMNASIUM						Exceptions:		
Floor 8	A-3	152	75	3A		210180141	Temporary	10/03/2023
Description of Use: Health Club/ Gym/ Fitness Center EAST GYMNASIUM						Exceptions:		
Floor 9	E	36	75	3A		210180141	Temporary	10/03/2023
Description of Use: Academies and schools NETWORK ROOM, OFFICE,						Exceptions:		
Penthouse - 1	E	0	75	3B		210180141	Temporary	10/03/2023
Description of Use: Academies and schools STAIRS BULKHEAD, BOYS AND GIRLS BATHROOM						Exceptions:		
Penthouse - 1	A-3	180	75	3b		210180141	Temporary	10/03/2023
Description of Use: Recreation ROOF PLAYGROUND,						Exceptions:		
Penthouse - 1	S-2	0	75	3B		210180141	Temporary	10/03/2023
Description of Use: Storage of non combustible Materials STORAGE						Exceptions:		




Permissible Use and Occupancy

FLOOR	Occ Group	Max. Persons Permitted	Live Loads (lbs per sq ft)	Zoning Use Group	Dwelling or Rooming Units	Job Reference	Certificate of Occupancy Type	CO Expiration Date
Roof	E	0	100	3B		210180141	Temporary	10/03/2023
Description of Use: Academies and schools WATER TANK, STAIR BULKHEAD, ELEVATOR MACHINE ROOM						Exceptions:		

CofO Comments:

Borough Commissioner



Commissioner



**Zeta Charter Schools - Tremont
Park**

**2022-23 ACCOUNTABILITY
PLAN
PROGRESS REPORT**

Submitted to the SUNY Charter Schools Institute
on:

November 3, 2023

By: Joey Evans (contact: Peter Kauffman)

1910 Arthur Ave, Bronx, NY 10457

(414) 630-5822



ZETA CHARTER SCHOOLS - TREMONT PARK - 2022-23 ACCOUNTABILITY PLAN PROGRESS REPORT

Joey Evans (contact: Peter Kauffman), prepared this 2022-23 Accountability Plan Progress Report on behalf of the school's board of trustees:

Trustee's Name	Board Position
Keri Hoyt	Board Chairperson
Shannon Kete	Board Vice Chairperson
Nicole Brisbane	Board Secretary
Michele Caracappa	Board Member
Kenneth McClure	Board Member

Noreen Cooke-Coleman is the school leader of Zeta Tremont Park.

SCHOOL OVERVIEW

The mission of Zeta Charter Schools - Tremont Park (“Zeta Tremont Park”) is to ensure that every child has access to the highest-quality free education from pre-kindergarten through twelfth grade. Zeta Tremont Park is a public charter school located in the Tremont Park and is operated by Zeta Charter Schools, a charter management organization. Zeta Tremont Park launched in 2018 with kindergarten and first grade, and adds one grade every year until it will eventually serve pre-kindergarten through twelfth grade. Currently, Zeta Tremont Park offers pre-kindergarten through sixth grade.

Zeta Tremont Park implements a next-generation, rigorous academic model combined with whole-child education. Zeta Tremont Park deploys progressive and effective instructional practices, cutting-edge technology, hands-on learning opportunities, and innovative programming to equip students with the critical thinking skills, habits, and practice they need to achieve their highest potential.

ZETA CHARTER SCHOOLS - TREMONT PARK - 2022-23 ACCOUNTABILITY PLAN PROGRESS REPORT

ENROLLMENT SUMMARY

School Enrollment by Grade Level and School Year

School Year	K	1	2	3	4	5	6	7	8	9	10	11	12	Total
2016-17														
2017-18														
2018-19														
2019-20														
2020-21	55													55
2021-22	137	66												203
2022-23	151	144	56											351

GOAL 1: ENGLISH LANGUAGE ARTS

ELEMENTARY ENGLISH LANGUAGE ARTS

Goal 1: English Language Arts

Students will demonstrate proficiency in reading, writing, comprehending, and speaking the English language.

BACKGROUND

Zeta Tremont Park uses the Insight Humanities curriculum to promote strong literacy growth with our target population, which include general education students, students with special needs, students from low-income and mixed-income families, and English language learners (“ELLs”). Insight Humanities teaches students to become avid readers, elegant writers, and critical thinkers. It was selected for three reasons: it is aligned with the New York State Next Generation Learning Standards, contains high-quality and engaging curriculum content, and has yielded highly successful results across diverse populations of students. Rigorous English Language Arts (“ELA”) instruction is crucial to ensuring that Zeta’s schools close the vast opportunity gap affecting Zeta Tremont Park’s target population.

Zeta draws on the Insight Humanities framework, using it as a basis to build out a comprehensive scope and sequence and lesson plans for ELA instruction. The Zeta humanities approach is designed to deepen students’ love of literature while building critical thinking skills and independence as skilled readers and writers. Our program also teaches students to apply

ZETA CHARTER SCHOOLS - TREMONT PARK - 2022-23 ACCOUNTABILITY PLAN PROGRESS REPORT

knowledge to real-life situations and across content areas. Zeta stands firmly on the premise that all students can learn to read and write, love to read and write, and do so extremely well. At the heart of our Zeta humanities program is a deep belief that students become voracious readers and writers by reading and writing voluminously, and develop the ability to express their ideas clearly and articulately through many daily opportunities to think and discuss literature, their own experiences, and the world around them. Every day at Zeta, students experience reading immersion through deeply studying excellent published text models of reading and writing. Students also have the opportunity to read and write with teacher coaching, experiment with language and craft to discover their own identities as readers and writers, and put the pieces together during extended blocks of independent reading and writing.

As Insight Humanities does not specifically address phonemic awareness, Zeta uses the Success For All (“SFA”) phonics curriculum, a research-based program that has proven effective in providing students with a strong literacy foundation, particularly in kindergarten and first grade, for which Zeta schools use SFA. Notably, SFA content has proven highly effective with low-resourced students, ELLs, and students with special needs.

In kindergarten, SFA focuses on developing strong oral language skills, a love of reading, phonemic awareness, phonics, listening comprehension, and writing. These elements, in conjunction with a strong comprehension program through Insight Humanities, create a solid foundation for reading and learning, with each component of SFA supporting key early literacy developments. SFA’s Stepping Stones exposes children to phonics through letter-sound connections, blending, and segmenting. SFA KinderRoots Shared Stories provide a meaningful context to practice beginning reading skills. The KinderRoots literacy strand includes 19 colorful stories with decodable texts. The Reading Between the Lions Online Platform linked to the SFA reading program creates memorable images of vocabulary, sound/letter correspondences, sound blending, and reading.

Zeta Tremont Park believes that accurate data about student mastery and growth is essential to creating a school program that meets the academic needs of our students. We are committed to leading with data and using data to drive decisions about curriculum and instruction. All of our students participate in the nationally recognized Fountas & Pinnell (“F&P”) reading assessment. For our older grades, Zeta Tremont Park measures student growth and achievement over the course of the year through a portfolio of rigorous in-house English Language Arts Interim Assessments (“ELA IAs”) aligned to Common Core standards, which the New York State Next Generation Learning Standards are based on. We primarily focus on these assessments when holistically reviewing the growth students make over the year.

Additionally, in order to achieve excellent outcomes for students, Zeta Tremont Park believes that adults must be focused on their own continuous improvement. Zeta Tremont Park’s professional learning program is designed to hone skills, provide content area knowledge, and improve pedagogical techniques so that the school team is prepared to mine the potential of every student and deliver excellent academic outcomes.

ZETA CHARTER SCHOOLS - TREMONT PARK - 2022-23 ACCOUNTABILITY PLAN PROGRESS REPORT

Goal 1: Absolute Measure

Each year, 75 percent of all tested students enrolled in at least their second year will perform at or above proficiency on the New York State English Language Arts examination for grades 3-8.

METHOD: NYSELA ASSESSMENT

This school did not serve testing grades for the New York State English language arts examination in 2021-22.

RESULTS

Not applicable.

EVALUATION

Not applicable.

Goal 1: Absolute Measure

Each year, the school's aggregate Performance Level Index ("PLI") on the State English Language Arts exam will meet the Annual Measurable Objective ("AMO") set forth in the state's ESSA accountability system.

METHOD

This school did not serve testing grades for the New York State English language arts examination in 2021-22.

RESULTS

Not applicable.

EVALUATION

Not applicable.

ZETA CHARTER SCHOOLS - TREMONT PARK - 2022-23 ACCOUNTABILITY PLAN PROGRESS REPORT

Goal 1: Comparative Measure

Each year, the percent of all tested students who are enrolled in at least their second year and performing at proficiency on the state English Language Arts exam will be greater than that of all students in the same tested grades in the school district of comparison.

METHOD

This school did not serve testing grades for the New York State English language arts examination in 2021-22.

RESULTS

Not applicable.

EVALUATION

Not applicable.

Goal 1: Comparative Measure

Each year, the school will exceed its predicted level of performance on the state English Language Arts exam by an Effect Size of 0.3 or above (performing higher than expected to a meaningful degree) according to a regression analysis controlling for economically disadvantaged students among all public schools in New York State.

METHOD

This school did not serve testing grades for the New York State English language arts examination in 2021-22.

RESULTS

Not applicable.

EVALUATION

Not applicable.

Goal 1: Growth Measure

Each year, under the state's Growth Model, the school's mean unadjusted growth percentile in English Language Arts for all tested students in grades 3-8 will be above the state's unadjusted median growth percentile.

ZETA CHARTER SCHOOLS - TREMONT PARK - 2022-23 ACCOUNTABILITY PLAN PROGRESS REPORT

METHOD

This school did not serve testing grades for the New York State English language arts examination in 2021-22.

RESULTS

Not applicable.

EVALUATION

Not applicable.

SUMMARY OF THE ENGLISH LANGUAGE ARTS GOAL

Type	Measure	Outcome
Absolute	Each year, 75 percent of all tested students who are enrolled in at least their second year will perform at proficiency on the New York State English language arts exam for grades-8.	N/A
Absolute	Each year, the school's aggregate PLI on the State English Language Arts exam will meet the AMO set forth in the state's ESSA accountability system.	N/A
Comparative	Each year, the percent of all tested students who are enrolled in at least their second year and performing at proficiency on the state English Language Arts exam will be greater than that of students in the same tested grades in the school district of comparison.	N/A
Comparative	Each year, the school will exceed its predicted level of performance on the state English Language Arts exam by an Effect Size of 0.3 or above (performing higher than expected to a small degree) according to a regression analysis controlling for economically disadvantaged students among all public schools in New York State. (Using 2020-21 results.)	N/A
Growth	Each year, under the state's Growth Model, the school's mean unadjusted growth percentile in English Language Arts for all tested students in grades 4-8 will be above the state's unadjusted median growth percentile. (Using 2020-21 results.)	N/A

ACTION PLAN

While progress cannot yet be measured quantitatively, the school remains confident that the program and curriculum described here and in the charter will lead to academic achievement that meets the goals outlined in the Accountability Plan.

BACKGROUND: MATHEMATICS INTERNAL ASSESSMENT

Zeta Tremont Park's foundation of math learning stems from the belief that students conceptually learn math most effectively through inquiry and problem-solving opportunities. Zeta Tremont Park's mathematics curriculum is internally curated and based on a combination of the following curricula, and additionally supplemented with internally created materials:

- **TERC Investigations in Number, Data, and Space** is a Kindergarten to fifth grade mathematics curriculum aligned to New York State Next Generation Learning Standards that is designed to support children as they make sense of mathematical ideas. TERC Investigations employs a hands-on approach that guides students to develop their own mathematical understandings through a series of investigations, games, and activities. This conceptual approach allows students to understand math through collaborative learning. Investigations materials are drawn upon in Zeta Tremont Park's curricular design to teach both number sense as well as mathematical content such as geometry and data analysis.
- **Contexts for Learning ("CFL") Units** is used by Zeta Tremont Park to complement the Investigations materials. Like TERC, CFL units are conceptually based on and aligned with the New York State Next Generation Learning Standards. These units foster deep understanding of mathematics by creating contexts familiar to students' lives. Like Investigations, CFL units expose students to a series of mathematical inquiries that are collaboratively solved. The teacher training mirrors the work done in preparing to launch Investigations.
- **Cognitively Guided Instruction ("CGI")** is another foundational aspect of Zeta Tremont Park's math content, building students' ability to solve mathematical problems and deepen their understanding of number sense and operations. Students are presented with daily problems that allow them to solve with both invented algorithms or by working with concrete representations of numbers, such as manipulatives and drawings, as well as more traditional number sentences. In this approach, younger students first use concrete materials to solve problems and look for patterns and generalizations. As students need to record their work, they do so first by sketching pictures (representations) of the manipulative models and then finally move to using abstract (and more formal) mathematical notations for their work. This mathematical approach gives teachers an understanding of the importance of student-led problem solving, as it requires students to solve problems using their own mathematical understandings and strategies. Student strategies are then shared with the entire class in order to advance all students' mathematical understanding. Zeta Tremont Park uses CGI in part because of its successful use at other high-performing charter school networks, where the use of CGI teacher and leader training as well as student instruction have led to excellent outcomes in populations similar to that of Zeta Tremont Park's student population.

The above three curricular components were chosen for their alignment to Zeta Tremont Park's deeply held belief that students should learn math conceptually and collaboratively. Zeta Tremont Park's professional learning for teachers in math focuses on the following: (a) the development of students' mathematical thinking; (b) instruction that influences that development; (c) teachers' knowledge and beliefs that influence their instructional practices; and (d) the way that teachers' knowledge, beliefs, and practices are influenced by their understanding of students' mathematical thinking.

Zeta Tremont Park believes that accurate data about student mastery and growth is essential to creating a school program that meets the academic needs of our students. Zeta Tremont Park is

ZETA CHARTER SCHOOLS - TREMONT PARK - 2022-23 ACCOUNTABILITY PLAN PROGRESS REPORT

committed to leading with data, using data to drive decisions about curriculum and instruction. To that end, we regularly assess students on all areas of the mathematics curriculum, gaining an accurate view into where students are strong and where they need additional support to master content.

METHOD: NYSMATH ASSESSMENT

Goal 2: Absolute Measure

Each year, 75 percent of all tested students enrolled in at least their second year will perform at proficiency on the New York State Mathematics examination for grades 3-8.

This school did not serve testing grades for the New York State English language arts examination in 2021-22.

RESULTS

Not applicable.

EVALUATION

Not applicable.

Goal 2: Absolute Measure

Each year, the school's aggregate Performance Level Index ("PLI") on the State Mathematics exam will meet the Annual Measurable Objective ("AMO") set forth in the state's ESSA accountability system.

METHOD

This school did not serve testing grades for the New York State English language arts examination in 2021-22.

RESULTS

Not applicable.

ZETA CHARTER SCHOOLS - TREMONT PARK - 2022-23 ACCOUNTABILITY PLAN PROGRESS REPORT

EVALUATION

Not applicable.

Goal 2: Comparative Measure

Each year, the percent of all tested students who are enrolled in at least their second year and performing at proficiency on the state Mathematics exam will be greater than that of all students in the same tested grades in the school district of comparison.

METHOD

This school did not serve testing grades for the New York State English language arts examination in 2021-22.

RESULTS

Not applicable.

EVALUATION

Not applicable.

Goal 2: Comparative Measure

Each year, the school will exceed its predicted level of performance on the state Mathematics exam by an Effect Size of 0.3 or above (performing higher than expected to a meaningful degree) according to a regression analysis controlling for economically disadvantaged students among all public schools in New York State.

METHOD

This school did not serve testing grades for the New York State English language arts examination in 2021-22.

RESULTS

Not applicable.

EVALUATION

Not applicable.

ZETA CHARTER SCHOOLS - TREMONT PARK - 2022-23 ACCOUNTABILITY PLAN PROGRESS REPORT

Goal 2: Growth Measure

Each year, under the state's Growth Model, the school's mean unadjusted growth percentile in Mathematics for all tested students in grades 4-8 will be above the state's unadjusted median growth percentile.

METHOD

This school did not serve testing grades for the New York State English language arts examination in 2021-22.

RESULTS

Not applicable.

EVALUATION

Not applicable.

SUMMARY OF THE MATHEMATICS GOAL

Type	Measure	Outcome
Absolute	Each year, 75 percent of all tested students who are enrolled in at least their second year will perform at proficiency on the New York State Mathematics exam for grades 3-8.	N/A
Absolute	Each year, the school's aggregate PLI on the state Mathematics exam will meet that year's AMO set forth in the state's ESSA accountability system.	N/A
Comparative	Each year, the percent of all tested students who are enrolled in at least their second year and performing at proficiency on the state Mathematics exam will be greater than that of students in the same tested grades in the school district of comparison.	N/A
Comparative	Each year, the school will exceed its predicted level of performance on the state Mathematics exam by an Effect Size of 0.3 or above (performing higher than expected to a small degree) according to a regression analysis controlling for economically disadvantaged students among all public schools in New York State. (Using 2020-21 school district results.)	N/A
Growth	Each year, under the state's Growth Model the school's mean unadjusted growth percentile in Mathematics for all tested students in grades 4-8 will be above the state's unadjusted median growth percentile.	N/A

ACTION PLAN

While progress cannot yet be measured quantitatively, the school remains confident that the

ZETA CHARTER SCHOOLS - TREMONT PARK - 2022-23 ACCOUNTABILITY PLAN PROGRESS REPORT

program and curriculum described here and in the charter will lead to academic achievement that meets the goals outlined in the Accountability Plan.

GOAL 3: SCIENCE

Goal 3: Science

Students will understand and apply scientific principles at a proficient level.

BACKGROUND

At Zeta Tremont Park, we are constantly thinking about how to move Science, Technology, and Engineering to the next level. Zeta Tremont Park students have Science class five days per week beginning in kindergarten, allowing them to engage in a variety of hands-on, inquiry-based experiments and projects, leading to the discovery of deep observations about the world around them. By the end of kindergarten alone, Zeta Tremont Park students will have conducted dozens of experiments. Our Science program taps into and drives student curiosity and focuses on the process of doing science. Students engage in purposeful reading, writing, researching, and hands-on investigative activities. Through these learning tasks, students develop and utilize practices commonplace in science and engineering to aid in the acquisition of content knowledge, development of scientific ideas, and the application of their scientific understandings.

Throughout their science experience, students are repeatedly exposed to the domains of physical science, life science, chemistry, earth science, computer science and engineering. Students build content and process knowledge over time as the ideas they grapple with in each discipline become more complex. As a result, our students become acquainted with the plethora of scientific disciplines and career prospects that pertain to each.

Zeta Tremont Park's curriculum is internally adapted from Amplify Science. Resources are aligned with the New York State P-12 Science Learning Standards, and focus heavily on student investigations that build critical thinking skills and teach students to apply knowledge in a variety of contexts. Zeta's head of Science has created a Science scope and sequence and units of study aligned with the New York State P-12 Science Learning Standards, which provide a structure and framework for what students will know and be able to do in Science.

Goal 3: Absolute Measure

Each year, 75 percent of all tested students enrolled in at least their second year will perform at proficiency on the New York State Science examination.

METHOD

This school did not serve testing grades for the New York State English language arts examination in 2021-22.

ZETA CHARTER SCHOOLS - TREMONT PARK - 2022-23 ACCOUNTABILITY PLAN PROGRESS REPORT

RESULTS

Not applicable.

EVALUATION

Not applicable.

Goal 3: Comparative Measure

Each year, the percent of all tested students enrolled in at least their second year and performing at proficiency on the state Science exam will be greater than that of all students in the same tested grades in the school district of comparison.

METHOD

This school did not serve testing grades for the New York State English language arts examination in 2021-22.

RESULTS

Not applicable.

EVALUATION

Not applicable.

SUMMARY OF THE SCIENCE GOAL

Type	Measure	Outcome
Absolute	Each year, 75 percent of all tested students enrolled in at least their second year will perform at proficiency on the New York State Science examination.	N/A
Comparative	Each year, the percent of all tested students enrolled in at least their second year and performing at proficiency on the state Science exam will be greater than that of all students in the same tested grades in the school district of comparison.	N/A

ZETA CHARTER SCHOOLS - TREMONT PARK - 2022-23 ACCOUNTABILITY PLAN PROGRESS REPORT

ACTION PLAN

While progress cannot yet be measured quantitatively, the school remains confident that the program and curriculum described here and in the charter will lead to academic achievement that meets the goals outlined in the Accountability Plan.

GOAL4: ESSA

Goal 7: Absolute Measure

Under the state's ESSA accountability system, the school is in good standing: the state has not identified the school for comprehensive or targeted improvement.

METHOD

Because all students are expected to meet the state's performance standards, the federal statute stipulates that various sub-populations and demographic categories of students among all tested students must meet the state standard in and of themselves and from the overall school results. As New York State, like all states, is required to establish a specific system for making these determinations for its public schools, charter schools do not have latitude in establishing their own performance levels or criteria of success for meeting the ESSA accountability requirements. Each year, the state issues School Report Cards that indicate a school's status under the state accountability system.

RESULTS AND EVALUATION

Zeta Tremont Park has not yet received an ESSA rating.