

# Application: Success Academy - Union Square

Laura Asserfea - laura.asserfea@successacademies.org  
2021-2022 Annual Report

## Summary

**ID:** 0000000154

**Labels:** SUNY Trustees

## Entry 1 School Info and Cover Page

**Completed** Aug 1 2022

### Instructions

#### Required of ALL Charter Schools

Each Annual Report begins with a completed School Information and Cover Page. The information is collected in a survey format within Annual Report portal. When entering information in the portal, some of the following items may not appear, depending on your authorizer and/or your responses to related items.

## Entry 1 School Information and Cover Page

**(New schools that were not open for instruction for the 2021-2022 school year are not required to complete or submit an annual report this year).**

Please be advised that you will need to complete this cover page (including signatures) before all of the other tasks assigned to you by your school's authorizer are visible on your task page. While completing this cover page task, please ensure that you select the correct authorizer **(as of June 30, 2022)** or you may not be assigned the correct tasks.

## BASIC INFORMATION

---

**a. SCHOOL NAME**

(Select name from the drop down menu)

SUCCESS ACADEMY CHARTER SCHOOL-UNION SQUARE 800000075836

**a1. Popular School Name**

(No response)

**b. CHARTER AUTHORIZER (As of June 30th, 2021)**

Please select the correct authorizer as of June 30, 2022 or you may not be assigned the correct tasks.

SUNY BOARD OF TRUSTEES

**d. DISTRICT / CSD OF LOCATION**

CSD # 2 - MANHATTAN

**e. DATE OF INITIAL CHARTER**

6/2012

**f. DATE FIRST OPENED FOR INSTRUCTION**

8/2013

**c. School Unionized**

Is your charter school unionized?

No

**h. SCHOOL WEB ADDRESS (URL)**

<https://www.successacademies.org/>

**i. Total Approved Charter Enrollment for 2021-2022 School Year (exclude Pre-K program enrollment)**

1230

**j. Total Enrollment on June 30, 2022 (exclude Pre-K program enrollment)**

1006

**k. Grades Served during the 2021-2022 School Year (exclude Pre-K program students)**

Check all that apply

Grades Served

K, 1, 2, 3, 4, 5, 6, 7, 8

## I1. DOES THE SCHOOL CONTRACT WITH A CHARTER OR EDUCATIONAL MANAGEMENT ORGANIZATION?

Yes

## I2. NAME OF CMO/EMO AND ADDRESS

|                         |  |
|-------------------------|--|
| NAME OF CMO/EMO         | Success Academy Charter Schools  |
| PHYSICAL STREET ADDRESS | 95 Pine Street, Floor 6  |
| CITY                    | New York   |
| STATE                   | NY   |
| ZIP CODE                | 10005  |
| EMAIL ADDRESS           | <a href="mailto:info@successacademies.org">info@successacademies.org</a> |
| CONTACT PERSON NAME     | (No response)  |

## FACILITIES INFORMATION

### m. FACILITIES

Will the school maintain or operate multiple sites in 2022-2023?

|  |              |
|--|--------------|
|  | Yes, 2 sites |
|--|--------------|

**SUCCESS ACADEMY CHARTER SCHOOL-UNION SQUARE 800000075836**

### School Site 1 (Primary)

**m1. SCHOOL SITES**

Please provide information on Site 1 for the upcoming school year.

|        | Physical Address                                  | Phone Number | District/CSD | Grades to be Served at Site for coming year (K-5, 6-9, etc.) | Receives Rental Assistance for Which Grades (If yes, enter the appropriate grades. If no, enter No). |
|--------|---|--------------|--------------|--|--|
| Site 1 | 40 Irving Place,<br>2nd Floor, New York, NY 10003 | 646-790-2161 | NYC CSD 2    |  | No   |

**m1a. Please provide the contact information for Site 1.**

|   | Name            | Title | Work Phone   | Alternate Phone | Email Address  |
|---|-----------------|-------|--------------|-----------------|--|
| School Leader                             | Caitlin Marcoux |       | 646-790-2161 |                 | <a href="mailto:SAUS.MainOffice@saschools.org">SAUS.MainOffice@saschools.org</a> |
| Operational Leader                        |                 |       |              |                 |  |
| Compliance Contact                        |                 |       |              |                 |  |
| Complaint Contact                         |                 |       |              |                 |  |
| DASA Coordinator                          |                 |       |              |                 |  |
| Phone Contact for After Hours Emergencies |                 |       |              |                 |  |

**m1b. Is site 1 in public (co-located) space or in private space?**

Co-located Space

**m1c. Please list the terms of your current co-location.**

|        | Date school will leave current co-location | Is school working with NYCDOE to expand into current space? | If so, list year expansion will occur. | Is school working with NYCDOE to move to separate space? | If so, list the proposed space and year planned for move | School at Full Capacity at Site |
|--------|--|---|--|--|--|---------------------------------|
| Site 1 |  |   |  |  |  |                                 |

**IF LOCATED IN PRIVATE SPACE IN NYC OR IN DISTRICTS OUTSIDE NYC**

**m1d. Upload a current Certificate of Occupancy (COO) and the annual Fire Inspection Report for school site 1 if located in private space in NYC or located outside of NYC .**

**Certificate of Occupancy and Fire Inspection. Provide a copy of a current and non-expired certificate of occupancy (if outside NYC or in private space in NYC). For schools that are not in district space (NYC co-locations), provide a copy of a current and non-expired certificate of occupancy, and a copy of the current annual fire inspection results, which should be dated on or after July 1, 2021.**

- **Fire inspection certificates must be updated annually. For the upcoming school year 2022-2023, the fire inspection certificate must be dated after July 1, 2021.**
- **If the fire inspection certificate is dated after the August 1, 2022 submission of the Annual Report, please submit the new certificate with the Annual Report entries due on November 1, 2022.**

**Site 1 Certificate of Occupancy (COO)**

**Site 1 Fire Inspection Report**

---

**School Site 2**

---

**m2. SCHOOL SITES**

Please provide information on Site 2 for the upcoming school year.

|        | Physical Address                         | Phone Number | District/CSD | Grades to be Served at Site for coming year (K-5, 6-9, etc.) | Receives Rental Assistance for Which Grades (If yes, enter the appropriate grades. If no, enter No). |
|--------|--|--------------|--------------|--|--|
| Site 2 | 500 West 41st Street, New York, NY 10018 | 212-845-9683 | NYC CSD 2    |  | 5-8  |

---

**m2a. Please provide the contact information for Site 2.**

|   | Name           | Title | Work Phone   | Alternate Phone | Email Address  |
|---|----------------|-------|--------------|-----------------|--|
| School Leader                             | Kaleigh Maines |       | 212-845-9683 |                 | <a href="mailto:SAHYMS.mainoffice@saschools.org">SAHYMS.mainoffice@saschools.org</a> |
| Operational Leader                        |                |       |              |                 |  |
| Compliance Contact                        |                |       |              |                 |  |
| Complaint Contact                         |                |       |              |                 |  |
| DASA Coordinator                          |                |       |              |                 |  |
| Phone Contact for After Hours Emergencies |                |       |              |                 |  |

**m2b. Is site 2 in public (co-located) space or in private space?**

Private Space



## **IF LOCATED IN PRIVATE SPACE IN NYC OR IN DISTRICTS OUTSIDE NYC**

**m1d. Upload a current Certificate of Occupancy (COO) and the annual Fire Inspection Report for school site 1 if located in private space in NYC or located outside of NYC .**

**Certificate of Occupancy and Fire Inspection. Provide a copy of a current and non-expired certificate of occupancy (if outside NYC or in private space in NYC). For schools that are not in district space (NYC co-locations), provide a copy of a current and non-expired certificate of occupancy, and a copy of the current annual fire inspection results, which should be dated on or after July 1, 2022.**

- **Fire inspection certificates must be updated annually. For the upcoming school year 2022-2023, the fire inspection certificate must be dated after July 1, 2022.**
- **If the fire inspection certificate expires after the August 1, 2022 submission of the Annual Report, please submit the new certificate with the Annual Report entries due on November 1, 2022. Please note in the portal that this is the case**

### **Site 1 Certificate of Occupancy (COO)**

---

### **Site 2 Fire Inspection Report**

## **CHARTER REVISIONS DURING THE 2021-2022 SCHOOL YEAR**

---

**n1. Were there any revisions to the school's charter during the 2021-2022 school year? (Please include approved or pending material and non-material charter revisions).**

(No response)

## n2. Summary of Charter Revisions

|   | Category (Select Best Description) | Specific Revision (150 word limit) | Date Approved by BOT (if applicable) | Date Approved by Authorizer (if applicable) |
|---|------------------------------------|------------------------------------|--------------------------------------|---|
| 1 |                                    |                                    |                                      |   |
| 2 |                                    |                                    |                                      |   |
| 3 |                                    |                                    |                                      |   |
| 4 |                                    |                                    |                                      |   |
| 5 |                                    |                                    |                                      |   |

### More revisions to add?

(No response)

### o. Has your school's Board of Trustee's approved a budget for the 2021-2022 FY?

Yes

### ATTESTATIONS

**p. Individual Primarily Responsible for Submitting the Annual Report.** (To write type in a phone number with an extension, please use this format: 123-456-7890-3. The dash and number 3 at the end of the phone number refers to the individual's phone extension. Do not type in the work extension or the abbreviation for it - just the dash and the extension number after the phone number).

|                 |  |
|-----------------|--|
| Name            | Laura Asserfea   |
| Position        | Associate General Counsel  |
| Phone/Extension | 917-373-7516   |
| Email           | <a href="mailto:laura.asserfea@successacademies.org">laura.asserfea@successacademies.org</a> |

**p. Our signatures (Executive Director/School Leader/Head of School and Board President)** below attest that our school has reviewed, understands and will comply with the employee clearance and fingerprint requirements as outlined in Entry 10 and found in the [NYSED CSO Fingerprint Clearance Oct 2019 Memo](#). Click **YES** to agree.

**Responses Selected:**


Yes

**q. Our signatures (Executive Director/School Leader/Head of School and Board President)** below attest that all of the information contained herein is truthful and accurate and that this charter school is in compliance with all aspects of its charter, and with all pertinent Federal, State, and local laws, regulations, and rules. We understand that if any information in any part of this report is found to have been deliberately misrepresented, that will constitute grounds for the revocation of our charter. Click **YES** to agree and then use the mouse on your PC or the stylus on your mobile device to sign your name).

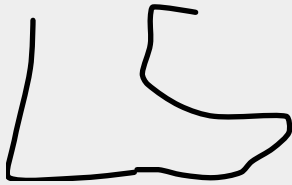
**Responses Selected:**

Yes

**Signature, Head of Charter School**



**Signature, President of the Board of Trustees**



**Date**

Aug 1 2022

**Thank you.**



## **Entry 3 Accountability Plan Progress Reports**

**Incomplete**

### **Instructions**

#### **SUNY-Authorized Charter Schools ONLY- Complete Template and Upload to Epicenter**

SUNY-authorized charter schools must download an Accountability Plan Progress Report template at [Accountability Plan Progress Report](#). After completing, SUNY-authorized charter schools must upload the document into the SUNY Epicenter system by **September 15, 2022**. SUNY CSI will forward to NYSED CSO.

**PLEASE NOTE: This is a required task, and it is marked optional for administrative purposes only.**

## **Entry 4 - Audited Financial Statements**

Incomplete

### **Required of ALL Charter Schools**

**ALL SUNY-authorized charter schools** must upload the financial statements and related documents in PDF format into the SUNY Epicenter system no later than **November 1, 2022**. SUNY CSI will forward to NYSED CSO. **SUNY-authorized charter schools** are asked to ensure that security features such as password protection are turned off.

**ALL Regents, NYCDOE, and Buffalo BOE-authorized charter schools** must upload final, audited financial statements to the [Annual Report Portal](#) no later than **November 1, 2022**. Upload the independent auditor's report, any advisory and/or management letter, and the internal controls report as one submission, combined into a PDF file, ensuring that security features such as password protections are removed from all school uploaded documents.

**PLEASE NOTE: This task appears as visible and optional task in the online portal until August 1 2022 but will be identified as a required task thereafter and due on November 1, 2022. This is a required task, and it is marked optional for administrative purposes only.**

## **Entry 4a - Audited Financial Report Template (SUNY)**

Incomplete

### **Instructions - SUNY-Authorized Charter Schools ONLY**

SUNY-authorized schools must download the Excel spreadsheet entitled "Audited Financial Report Template" at <http://www.newyorkcharters.org/fiscal/>. After completing, schools must upload the document into the SUNY Epicenter system no later than **November 1, 2022**. SUNY CSI will forward to NYSED CSO.

**PLEASE NOTE: This is a required task, and it is marked optional for administrative purposes only.**

## **Entry 4c - Additional Financial Documents**

Incomplete Hidden from applicant

**Instructions - Regents, NYCDOE and Buffalo BOE authorized schools** must upload financial documents and submit by **November 1, 2022**. The items listed below should be uploaded, with an explanation if not applicable or available. For example, a "federal Single Audit was not required because the school did not expend federal funds of more than the \$750,000 Threshold."

1. Advisory and/or Management letter
2. Federal Single Audit
3. CSP Agreed-Upon Procedure Report
4. Evidence of Required Escrow Account for each school<sup>[1]</sup>
5. Corrective Action Plan for Audit Findings and Management Letter Recommendations

---

<sup>[1]</sup> Note: For BOR schools chartered or renewed after the 2017-2018 school year, the escrow account per school is \$100,000.

**PLEASE NOTE: This is a required task, and it is marked optional for administrative purposes only.**

## **Entry 4d - Financial Services Contact Information**

**Incomplete** Hidden from applicant

**Regents, NYCDOE, and Buffalo BOE authorized schools** should enter financial contact information directly into the form within the portal by **November 1, 2022**.

## Form for "Financial Services Contact Information"

### 1. School Based Fiscal Contact Information

|  | School Based Fiscal<br>Contact Name | School Based Fiscal<br>Contact Email | School Based Fiscal<br>Contact Phone |
|--|-------------------------------------|--------------------------------------|--------------------------------------|
|  |                                     |                                      |                                      |

### 2. Audit Firm Contact Information

|  | School Audit<br>Contact Name | School Audit<br>Contact Email | School Audit<br>Contact Phone | Years Working With<br>This Audit Firm |
|--|------------------------------|-------------------------------|-------------------------------|---------------------------------------|
|  |                              |                               |                               |                                       |

### 3. If applicable, please provide contact information for the school's outsourced financial services firm.

|  | Firm Name | Contact<br>Person | Mailing<br>Address | Email | Phone | Years With<br>Firm |
|--|-----------|-------------------|--------------------|-------|-------|--------------------|
|  |           |                   |                    |       |       |                    |

## Entry 5 - Fiscal Year 2022-2023 Budget

**Incomplete**

**SUNY-authorized charter schools** should download the [2022-23 Budget and Quarterly Report Template and the 2022-23 Budget Narrative Questionnaire](#) from the SUNY website and upload the completed template into Epicenter. SUNY CSI will forward to NYSED CSO. **Due November 1, 2022.**

**Regents, NYCDOE, and Buffalo BOE authorized charter schools** should upload a copy of the school's FY22 Budget using the [2022-2023 Budget Template](#) in the portal or from the Annual Report website. **Due November 1, 2022.**

The assumptions column should be completed for all revenue and expense items unless the item is self-explanatory. Where applicable, reference the page number or section in the application narrative that indicates the assumption being made. For instance, student enrollment would reference the applicable page number in Section I, C of the application narrative.

**PLEASE NOTE: This is a required task, and it is marked optional for administrative purposes only.**

## **Entry 6 - Board of Trustees Disclosure of Financial Interest Form**

**Completed** Aug 1 2022

Due on August 1, 2022, each member of the charter school's Board of Trustees who served on a charter school education corporation governing one or more charter schools for any period during the 2021-2022 school year must complete and sign a [Trustee Disclosure of Financial Interest Form](#). Acceptable signature formats include:

- Digitally certified PDF signature (i.e., DocuSign)
- Manual signature (1. download to print, 2. manually sign, 3. scan signed document to PDF, and 4. upload into portal)

All completed forms must be collected and uploaded in .PDF format for each individual member. **The education corporation is responsible for completing the form for trustees who left the board during the reporting year.**

Forms completed from past years will not be accepted. **Only the latest version of the form** (updated in April, 2022) is acceptable.).

Trustees serving on an education corporation that governs more than one school are not required to complete a separate disclosure for each school governed by the education corporation. In the Disclosure of Financial Interest Form, trustees must disclose information relevant to any of the schools served by the governing education corporation.

### **[Entry 6 - Board of Trustees Disclosure of Financial Interest Form \(2022\) \(watermark\)](#)**

**Filename:** Entry 6 Board of Trustees Disclo etISjc5.pdf **Size:** 10.8 MB

## **Entry 7 BOT Membership Table**

**Completed** Aug 1 2022

### **Instructions**

### **Required of ALL charter schools**

ALL charter schools or education corporations governing multiple schools must complete the Board of Trustees Membership Table within the online portal. Please be sure to include and identify parents who are members of the Board of Trustees and indicate whether parents are voting or non-voting members.

## **Entry 7 BOT Table**

1. SUNY-AUTHORIZED charter schools are required to provide information for VOTING Trustees only.
2. REGENTS, NYCDOE, and BUFFALO BOE-AUTHORIZED charter schools are required to provide information for all --VOTING and NON-VOTING-- trustees.

**Authorizer:**

Who is the authorizer of your charter school?

SUNY

**1. 2021-2022 Board Member Information (Enter info for each BOT member)**

|   | Trustee<br>Name   | Trustee<br>Email<br>Address | Position<br>on the<br>Board | Commit<br>tee<br>Affiliatio<br>ns | Voting<br>Member<br>Per By-<br>Laws<br>(Y/N) | Number<br>of Terms<br>Served | Start<br>Date of<br>Current<br>Term<br>(MM/DD<br>/YYYY) | End<br>Date of<br>Current<br>Term<br>(MM/DD<br>/YYYY) | Board<br>Meeting<br>s<br>Attende<br>d<br>During<br>2021-<br>2022 |
|---|-------------------|-----------------------------|-----------------------------|-----------------------------------|--|------------------------------|---|---|--|
| 1 | Aaron<br>Kinnari  |                             | Trustee/<br>Member          | None                              | Yes  | 2                            | 07/01/2<br>022  | 06/30/2<br>025  | 6  |
| 2 | Lorenzo<br>Smith  |                             | Chair                       | None                              | Yes  | 3                            | 07/01/2<br>021  | 06/30/2<br>024  | 6  |
| 3 | Sulema<br>n Lunat |                             | Secretar<br>y               | None                              | Yes  | 3                            | 07/01/2<br>020  | 06/30/2<br>023  | 6  |
|   | Robin             |                             | Trustee/                    |                                   |  |                              | 07/01/2   | 06/30/2   |  |



|   |                         |  |                |      |     |   |            |            |   |
|---|-------------------------|--|----------------|------|-----|---|------------|------------|---|
| 4 | Pzena                   |  | Member         | None | Yes | 2 | 020        | 023        | 6 |
| 5 | Edwin Cespedes          |  | Parent Rep     | None | No  | 2 | 07/01/2020 | 06/30/2023 | 6 |
| 6 | Derrell Bradford        |  | Trustee/Member | None | Yes | 4 | 07/01/2022 | 06/30/2025 | 6 |
| 7 | Sam Cole                |  | Trustee/Member | None | Yes | 4 | 07/01/2022 | 06/30/2025 | 6 |
| 8 | Scott Friedman          |  | Vice Chair     | None | Yes | 3 | 07/01/2022 | 06/30/2024 | 6 |
| 9 | Kamilah Mitchell-Thomas |  | Trustee/Member | None | Yes | 1 | 07/01/2021 | 06/30/2024 | 6 |

**1a. Are there more than 9 members of the Board of Trustees?**

Yes

**1b. Board Member Information**

|    | Trustee<br>Name           | Trustee<br>Email<br>Address | Position<br>on the<br>Board | Commit<br>tee<br>Affiliatio<br>ns | Voting<br>Member<br>Per By-<br>Laws<br>(Y/N) | Number<br>of Terms<br>Served | Start<br>Date of<br>Current<br>Term<br>(MM/DD<br>/YYYY) | End<br>Date of<br>Current<br>Term<br>(MM/DD<br>/YYYY) | Board<br>Meeting<br>s<br>Attende<br>d<br>During<br>2021-<br>2022 |
|----|---------------------------|-----------------------------|-----------------------------|-----------------------------------|--|------------------------------|---|---|--|
| 10 | Lizette<br>St.<br>Hilaire |                             | Trustee/<br>Member          | None                              | Yes  | 1                            | 07/01/2<br>021  | 06/30/2<br>024  | 6  |
| 11 |                           |                             |                             |                                   |  |                              |   |   |  |
| 12 |                           |                             |                             |                                   |  |                              |   |   |  |
| 13 |                           |                             |                             |                                   |  |                              |   |   |  |
| 14 |                           |                             |                             |                                   |  |                              |   |   |  |
| 15 |                           |                             |                             |                                   |  |                              |   |   |  |

**1c. Are there more than 15 members of the Board of Trustees?**

No

## 2. INFORMATION ABOUT MEMBERS OF THE BOARD OF TRUSTEES

1. SUNY-AUTHORIZED charter schools provide response relative to VOTING Trustees only.
2. REGENTS, NYCDOE, and BUFFALO BOE-AUTHORIZED charter schools provide a response relative to all trustees.

|  |               |
|--|---------------|
| a. Total Number of BOT Members on June 30, 2022                    | (No response) |
| b.Total Number of Members Added During 2021-2022                   | (No response) |
| c. Total Number of Members who Departed during 2021-2022           | (No response) |
| d.Total Number of members, as set in Bylaws, Resolution or Minutes | (No response) |

### 3. Number of Board meetings held during 2021-2022

6

### 4. Number of Board meetings scheduled for 2022-2023

6

### Total number of Voting Members on June 30, 2022:

9

### Total number of Voting Members added during the 2021-2022 school year:

0

Total number of Voting Members who departed during the 2021-2022 school year:

0

Total Maximum Number of Voting members in 2021-2022, as set by the board in bylaws, resolution, or minutes:

25

Thank you.

## Entry 8 Board Meeting Minutes

**Incomplete** Hidden from applicant

### **Instructions - Required of Regents, NYCDOE, and Buffalo BOE Authorized Schools ONLY**

Schools must upload a complete set of monthly board meeting minutes (July 2021-June 2022), which should match the number of meetings held during the 2021-2022 school year, as indicated in the above table. The minutes provided must be the final version approved by the school's Board of Trustees and may be uploaded individually or as one single combined file. Board meeting minutes must be submitted by **August 1, 2022**.

## Entry 9 Enrollment & Retention

**Completed** Aug 1 2022

### **Instructions for submitting Enrollment and Retention Efforts**

#### **Required of ALL Charter Schools**

Describe the good faith efforts the charter school has made in 2021-2022 toward meeting targets to attract and retain the enrollment of Students with Disabilities (SWDs), English Language Learners (ELLs), and students who are economically disadvantaged. In addition, describe the school's plans for meeting or making progress toward meeting its enrollment and retention targets in 2022-2023.

## Entry 9 Enrollment and Retention of Special Populations

Recruitment/Attraction Efforts Toward Meeting Targets

|                            | Describe Recruitment Efforts in 2021-2022  | Describe Recruitment Plans in 2022-2023  |
|----------------------------|--|--|
| Economically Disadvantaged | <p>"Success Academy Charter Schools use robust outreach efforts to educate families about the option of applying to Success Academy schools. Each School's outreach goal is that every family within the School's Community School District ("CSD" or "in-district") knows about the School and its world-class educational program, so that the family can choose to apply. This level of outreach is critical to reaching typically underserved families within the community, including those targeted by the enrollment and retention targets.</p> <p>All Success Academy schools undertake numerous outreach activities to recruit applicants. Some of the activities that promote the Schools and recruit applicants include:</p> <ul style="list-style-type: none"> <li>• Mailings and distributions to residents of the School's CSD,</li> <li>• Mailings and distributions to residents in low-income in-district communities,</li> <li>• Mailings and distributions to residents in mixed-income in-district communities,</li> <li>• Targeted distribution of foreign-language materials to foreign-language-speaking individuals and communities within the CSD, as determined by each School,</li> <li>• Advertisements, flyers, and/or marketing materials posted in local newspapers, supermarkets, community centers, and/or</li> </ul> | <p>"Success Academy Charter Schools use robust outreach efforts to educate families about the option of applying to Success Academy schools. Each School's outreach goal is that every family within the School's Community School District ("CSD" or "in-district") knows about the School and its world-class educational program, so that the family can choose to apply. This level of outreach is critical to reaching typically underserved families within the community, including those targeted by the enrollment and retention targets.</p> <p>All Success Academy schools undertake numerous outreach activities to recruit applicants. Some of the activities that promote the Schools and recruit applicants include:</p> <ul style="list-style-type: none"> <li>• Mailings and distributions to residents of the School's CSD,</li> <li>• Mailings and distributions to residents in low-income in-district communities,</li> <li>• Mailings and distributions to residents in mixed-income in-district communities,</li> <li>• Targeted distribution of foreign-language materials to foreign-language-speaking individuals and communities within the CSD, as determined by each School,</li> <li>• Advertisements, flyers, and/or marketing materials posted in local newspapers, supermarkets, community centers, and/or</li> </ul> |

|                           |   |   |
|---------------------------|---|---|
|                           | <p>apartment complexes, and/or</p> <ul style="list-style-type: none"> <li>• Open houses at the Schools and informational sessions hosted at public and private venues frequented by families of young children, including daycare and nursery schools.</li> </ul> <p>Success Academy's outreach process ensures enrollment of students who qualify for the federal Free and Reduced Price Lunch program ("FRPL"). Outreach to families who likely have FRPL-eligible children includes flyers and applications delivered to public housing apartment complexes, information sessions in community centers, and other strategies listed above.</p> <p>Each School offers a breakfast, snack (one or more times per day), and lunch program to all of its students free of charge. The Schools' leadership and staff also work hard to help ensure that challenges in the home do not impact student learning or prevent students from receiving a top-notch education. These efforts go a long way toward ensuring that students who are eligible for free and reduced price lunch have an opportunity to access the educational programs offered at the Schools."</p> | <p>apartment complexes, and/or</p> <ul style="list-style-type: none"> <li>• Open houses at the Schools and informational sessions hosted at public and private venues frequented by families of young children, including daycare and nursery schools.</li> </ul> <p>Success Academy's outreach process ensures enrollment of students who qualify for the federal Free and Reduced Price Lunch program ("FRPL"). Outreach to families who likely have FRPL-eligible children includes flyers and applications delivered to public housing apartment complexes, information sessions in community centers, and other strategies listed above.</p> <p>Each School offers a breakfast, snack (one or more times per day), and lunch program to all of its students free of charge. The Schools' leadership and staff also work hard to help ensure that challenges in the home do not impact student learning or prevent students from receiving a top-notch education. These efforts go a long way toward ensuring that students who are eligible for free and reduced price lunch have an opportunity to access the educational programs offered at the Schools."</p> |
| English Language Learners | <p>See above. In addition, Success Academy Charter Schools recently reinstated a lottery preference for ELL students in its admissions policy. Success Academy's focus on robust</p>  | <p>See above. In addition, Success Academy Charter Schools recently reinstated a lottery preference for ELL students in its admissions policy. Success Academy's focus on robust</p>  |

|                            |  |  |
|----------------------------|--|--|
|                            | <p>outreach and its highly successful programs for enrolled ELL students also serve to attract and retain ELL students.</p>  | <p>outreach and its highly successful programs for enrolled ELL students also serve to attract and retain ELL students.</p>  |
| Students with Disabilities | <p>See above. In addition, all Success Academy schools are committed to serving children with disabilities. The Schools seek to attract all students, including special education students, by directing advertising and other recruitment efforts at a broad range of neighborhoods, pre-school programs, and community centers that serve both special education and non-special education students. Also, all schools operated by Success Academy have detailed plans for serving students with special education needs once they are enrolled. Through these outreach and service efforts, each School seeks to ensure that enrollment and retention rates are comparable to those of schools within its respective CSD and/or the district.</p> | <p>See above. In addition, all Success Academy schools are committed to serving children with disabilities. The Schools seek to attract all students, including special education students, by directing advertising and other recruitment efforts at a broad range of neighborhoods, pre-school programs, and community centers that serve both special education and non-special education students. Also, all schools operated by Success Academy have detailed plans for serving students with special education needs once they are enrolled. Through these outreach and service efforts, each School seeks to ensure that enrollment and retention rates are comparable to those of schools within its respective CSD and/or the district.</p> |

## Retention Efforts Toward Meeting Targets

|  | Describe Retention Efforts in 2021-2022   | Describe Retention Plans in 2022-2023   |
|--|---|---|
|  | <p>The Schools work to retain all of their students through the strength of their programs, their inspiring school culture, their efforts to meet students' individual needs, and through open communication lines with parents. Also, each School offers a breakfast, snack (one or more</p> | <p>The Schools work to retain all of their students through the strength of their programs, their inspiring school culture, their efforts to meet students' individual needs, and through open communication lines with parents. Also, each School offers a breakfast, snack (one or more</p> |

|                            |  |  |
|----------------------------|--|--|
| Economically Disadvantaged | times per day), and lunch program to all of its students free of charge. The Schools' leadership and staff also work hard to help ensure that challenges in the home do not impact student learning or prevent students from receiving a top-notch education. These efforts go a long way toward ensuring that students who are eligible for free and reduced price lunch have an opportunity to access the educational programs offered at the Schools. | times per day), and lunch program to all of its students free of charge. The Schools' leadership and staff also work hard to help ensure that challenges in the home do not impact student learning or prevent students from receiving a top-notch education. These efforts go a long way toward ensuring that students who are eligible for free and reduced price lunch have an opportunity to access the educational programs offered at the Schools. |
| English Language Learners  | The Schools work to retain all of their students through the strength of their programs, their inspiring school culture, their efforts to meet students' individual needs, and through open communication lines with parents. Success Academy maintains highly successful programs for enrolled ELL students.  | The Schools work to retain all of their students through the strength of their programs, their inspiring school culture, their efforts to meet students' individual needs, and through open communication lines with parents. Success Academy maintains highly successful programs for enrolled ELL students.  |
| Students with Disabilities | The Schools work to retain all of their students through the strength of their programs, their inspiring school culture, their efforts to meet students' individual needs, and through open communication lines with parents. Also, all schools operated by Success Academy have detailed plans for serving students with special education needs once they are enrolled.  | The Schools work to retain all of their students through the strength of their programs, their inspiring school culture, their efforts to meet students' individual needs, and through open communication lines with parents. Also, all schools operated by Success Academy have detailed plans for serving students with special education needs once they are enrolled.  |

## Entry 10 - Teacher and Administrator Attrition

**Completed** Aug 1 2022



# Form for "Entry 10 - Teacher and Administrator Attrition" Revised to Employee Fingerprint Requirements Attestation

## A. TEACH System - Employee Clearance

Charter schools must ensure that all prospective employees<sup>[1]</sup> receive clearance through [the NYSED Office of School Personnel Review and Accountability](#) (OSPRA) prior to employment. **This includes paraprofessionals and other school personnel who are provided or assigned by the district of location, or related/contracted service providers.** After an employee has been cleared, schools are required to maintain proof of such clearance in the file of each employee. For the safety of all students, charter schools must take immediate steps to terminate the employment of individuals who have been denied clearance. Once the employees have been terminated, the school must terminate the request for clearance in the TEACH system.

In the Annual Report, charter schools are asked to confirm that all employees have been cleared through the NYSED TEACH system; and, if denied clearance, confirm that the individual or employee has been removed from the TEACH system, and is not employed by the school.

<sup>[1]</sup> Employees who must be cleared include, but are not limited to, teachers, administrative staff, janitors, security personnel and cafeteria workers, and other staff who are present when children are in the school building. **This includes paraprofessionals and other school personnel that are provided or assigned by the district of location, as well as related/contracted service providers.** See NYSED memorandum dated October 1, 2019 at <http://www.nysed.gov/common/nysed/files/programs/charter-schools/employee-fingerprint-oct19.pdf> or visit the NYSED website at: <http://www.highered.nysed.gov/tsei/ospa/fingerprintingcharts.html> for more information regarding who must be fingerprinted. Also see, 8 NYCRR §87.2.

---

## **B. Emergency Conditional Clearances**

### **Emergency Conditional Clearances**

Charter schools are **strongly discouraged** from using the emergency conditional clearance provisions for prospective employees. This is because the school must request clearance through NYSED TEACH, and the school's emergency conditional clearance of the employee terminates automatically once the school receives notification from NYSED regarding the clearance request. Status notification is provided for all prospective employees through the NYSED TEACH portal within 48 hours after the clearance request is submitted. Therefore, at most, a school's emergency conditional clearance will be valid for only 48 hours after approval by the board.

Schools are not permitted to renew or in any way re-establish a prospective employee's emergency conditional clearance after status notification is sent by NYSED through the TEACH portal.

Schools are asked to attest that they have reviewed and understand these requirements. More information can be found in the memo at [NYSED CSO Employee Clearance and Fingerprint Memo 10-2019](#).

---

### **Attestation**

#### **Responses Selected:**

I hereby attest that the school has reviewed, understands, and will comply with these requirements.

## **Entry 11 Percent of Uncertified Teachers**

**Incomplete** Hidden from applicant

### **Instructions**

#### **Required of Regents, NYCDOE, and Buffalo BOE Authorized Charter Schools ONLY**

The table below reflects the information collected through the online portal for compliance with New York State Education Law 2854(3)(a-1) for teaching staff qualifications. Uncertified teachers are those not certified pursuant to the State Certification Requirements established by the NYSED Commissioner of Education.

Enter the relevant full-time equivalent (FTE) count of teachers in each column. For example, a school with 20 full-time teachers and 5 half-time teachers would have an FTE count of 22.5.

## **Entry 11 Uncertified Teachers**

**School Name:**

# Instructions for Reporting Percent of Uncertified Teachers

## Required of Regents, NYCDOE, and Buffalo BOE Authorized Charter Schools

The table below reflects the information collected through the online portal for compliance with New York State Education Law 2854(3)(a-1) for teaching staff qualifications. Uncertified teachers are those not certified pursuant to the State Certification Requirements established by the NYSED Commissioner of Education. Enter the relevant full-time equivalent (FTE) count of teachers in each column. For example, a school with 20 full-time teachers and 5 half-time teachers would have an FTE count of 22.5.

If more than one line applies to a teacher, please include in only one FTE uncertified category. Please do not include paraprofessionals, such as teacher aides.

### CATEGORY A. 30% OR 5 UNCERTIFIED TEACHERS WHICHEVER IS LESS

|  | FTE Count |
|--|-----------|
| i. FTE count of uncertified teacher with at least three years of elementary, middle or secondary classroom teaching experience (as of June 30, 2022) |           |
| ii. FTE count of uncertified teachers who are tenured or tenure track college faculty (as of June 30, 2022)  |           |
| iii. FTE count of uncertified teachers with two years of Teach for America experience (as of June 30, 2022)  |           |
| iv. FTE count of uncertified teachers with exceptional business, professional, artistic, athletic, or military experience (as June 30, 2022)         |           |
| Total Category A: 5 or 30% whichever is less   | 0         |

**CATEGORY B. PLUS FIVE UNCERTIFIED TEACHERS IN MATHEMATICS, SCIENCE, COMPUTER SCIENCE, TECHNOLOGY OR CAREER AND TECHNICAL EDUCATION.**

|                                   | FTE Count |
|-----------------------------------|-----------|
| i. Mathematics                    |           |
| ii. Science                       |           |
| iii. Computer Science             |           |
| iv. Technology                    |           |
| v. Career and Technical Education |           |
| Total Category B: not to exceed 5 | 0         |

**CATEGORY C: PLUS 5 ADDITIONAL UNCERTIFIED TEACHERS**

|  | FTE Count |
|--|-----------|
| i. FTE count of uncertified teacher with at least three years of elementary, middle or secondary classroom teaching experience (as of June 30, 2022) |           |
| ii. FTE count of uncertified teachers who are tenured or tenure track college faculty (as of June 30, 2022)  |           |
| iii. FTE count of uncertified teachers with two years of Teach for America experience (as of June 30, 2022)  |           |
| iv. FTE count of uncertified teachers with exceptional business, professional, artistic, athletic, or military experience (as June 30, 2022)         |           |
| Total Category C: not to exceed 5  | 0         |

### TOTAL FTE COUNT OF UNCERTIFIED TEACHERS (Sum of Categories A, B AND C)

(Include teachers who do not fit in one of these categories or if did fit would exceed the numerical limits for that category)

|       | FTE Count |
|-------|-----------|
| Total |           |

### CATEGORY D: TOTAL FTE COUNT OF UNCATEGORIZED, UNCERTIFIED TEACHERS

(Include teachers who do not fit in one of these categories or if did fit would exceed the numerical limits for that category)

|                  | FTE Count |
|------------------|-----------|
| Total Category D |           |

### CATEGORY E: TOTAL FTE COUNT OF CERTIFIED TEACHERS

|                  | FTE Count |
|------------------|-----------|
| Total Category E |           |

### CATEGORY F: TOTAL FTE COUNT OF ALL TEACHERS

Please do not include paraprofessionals, such as teacher aides.

|                  | FTE Count |
|------------------|-----------|
| Total Category F |           |

Thank you.



## Entry 12 Organization Chart

**Incomplete** Hidden from applicant

## Instructions

### **Required of Regents, NYCDOE, and Buffalo BOE Authorized Charter Schools ONLY**

Upload the 2021-2022 **Organization Chart**. The organization chart should include position titles and reporting relationships. Employee names should **not** appear on the chart.

## Entry 13 School Calendar

Completed Aug 1 2022

### [Instructions for submitting School Calendar](#)

#### **Required of ALL Charter Schools**

If the charter school has a tentative calendar based on available information and guidance at the time, please submit with the August 1, 2022 submission. Charter schools must upload a final school calendar into the portal and may do so at any time but no later than **September 15, 2022**.

School calendars must meet the [minimum instructional requirements](#) as required of other public schools “... *unless the school’s charter requires more instructional time than is required under the regulations.*”

Board of Regents-authorized charter schools also are required to submit school calendars that clearly indicate the start and end date of the instructional year AND the number of instructional hours and/or instructional days for each month. See an example of a calendar showing the requested information. Schools are encouraged to use a calendar template and ensure there is a monthly tally of instructional days.

**PLEASE NOTE: This is a required task, and it is marked optional for administrative purposes only.**

### **[Entry 13 SA Academic-Calendar \(2022-2023\)](#)**

Filename: Entry 13 SA Academic Calendar 2022 t2xDYRv.pdf Size: 82.9 kB

## Entry 14 Links to Critical Documents on School Website

Completed Aug 1 2022

### Instructions

#### **Required of ALL Charter Schools noting that SUNY-authorized charter schools are not required to submit item 5: Authorizer-approved DASA policy and NYSED-Approved School Discipline Policy**

By law, each charter school is required to maintain certain notices and policies listed on its website. Please insert the [link](#) from the school’s website for each of the items:

1. Current Annual Report (i.e., 2021-2022 Annual Report);[\[1\]](#)
2. Board meeting notices, agendas and documents;
3. New York State School Report Card;
4. Authorizer-approved DASA Policy and NYSED-Approved School Discipline Policy **(For Regents, NYCDOE, and Buffalo BOE-Authorized Charter Schools ONLY)**;
5. District-wide safety plan, not a building level safety plan (as per the September 2021 [Emergency Response Plan Memo](#));
6. Authorizer-approved FOIL Policy; and
7. Subject matter list of FOIL records. (Example: See [NYSED Subject Matter List](#))

[1] Each charter school is required to make the Annual Report publicly available by August 1 and to post on their respective charter school website. Each school should post an updated and complete version to include accountability data and financial statements that are not or may not be available until after the August deadline (i.e., Repost when financials have been submitted in November.)

## Form for Entry 14 Links to Critical Documents on School Website

**School Name: Success Academy - Union Square**

**Required of ALL Charter Schools noting that SUNY-authorized charter schools are not required to submit item 4: Authorizer-approved DASA policy and NYSED-Approved School Discipline Policy**

**By law, each charter school is required to maintain certain notices and policies listed on its website. Please insert the link from the school's website for each of the items:**

|   | Link to Documents   |
|---|---|
| 1. Current Annual Report (i.e., 2021-2022 Annual Report)  | <a href="https://www.successacademies.org/notices/">https://www.successacademies.org/notices/</a>   |
| 2. Board meeting notices, agendas and documents   | <a href="https://www.successacademies.org/">https://www.successacademies.org/</a>   |
| 3. New York State School Report Card  | <a href="https://data.nysed.gov/">https://data.nysed.gov/</a>   |
| 4. Authorizer-approved DASA Policy and NYSED-Approved School Discipline Policy (For Regents, NYCDOE, and Buffalo BOE-Authorized Charter Schools ONLY) |   |
| 5. District-wide safety plan, not a building level safety plan (as per the September 2021 Emergency Response Plan Memo                                | <a href="https://www.successacademies.org/district-wide-safety-plan/">https://www.successacademies.org/district-wide-safety-plan/</a>   |
| 6. Authorizer-approved FOIL Policy  | <a href="https://drive.google.com/file/d/1b7acYZ1YTCK8z7qOhyvdTtAUxNKVqYMC/view">https://drive.google.com/file/d/1b7acYZ1YTCK8z7qOhyvdTtAUxNKVqYMC/view</a>                       |
| 7. Subject matter list of FOIL records. (Example: See NYSED Subject Matter List)  | <a href="https://drive.google.com/file/d/11PzighppUYXSCQseif7yQCTIq0dvVd_/view?usp=sharing">https://drive.google.com/file/d/11PzighppUYXSCQseif7yQCTIq0dvVd_/view?usp=sharing</a> |

**Thank you.**



# Entry 15 Staff Roster

**Incomplete** Hidden from applicant

## INSTRUCTIONS

### **Required of Regents and NYCDOE-authorized Charter Schools ONLY**

Please click on the MS Excel [Faculty/Staff Roster Template](#) and provide the following information for **ANY and ALL** instructional and non-instructional employees.

**Use of the 2021-2022 Annual Report Faculty/Staff roster template is required. Each of the data elements, with the exception of the Notes, are required, and use of the drop-down options, when provided, is also required. Reminders:** Please use the notes section provided to add any additional information as deemed necessary. Failure to adhere to the guidelines and validations in the Staff Roster Template will result in a resubmission of a fully corrected roster.

Please note the roster should include all staff employed any point from July 1, 2021 to June 30, 2022, including those employed on June 30th.



# **Success Academy Charter Schools - NYC**

**Audit of Financial Statements,  
Supplementary Information,  
and Supplemental Schedule  
of Expenditures of Federal Awards  
Year Ended June 30, 2022**

## **Success Academy Charter Schools - NYC**

---

Audit of Financial Statements, Supplementary Information,  
and Supplemental Schedule of Expenditures of Federal Awards  
Year Ended June 30, 2022

# Success Academy Charter Schools - NYC

## Contents

---

|  |       |
|--|-------|
| <b>Independent Auditor's Report</b>  | 3-5   |
| <b>Financial Statements</b>  |       |
| Statement of Financial Position<br>as of June 30, 2022   | 6     |
| Statement of Activities<br>for the Year Ended June 30, 2022  | 7     |
| Statement of Functional Expenses<br>for the Year Ended June 30, 2022   | 8     |
| Statement of Cash Flows<br>for the Year Ended June 30, 2022  | 9     |
| Notes to Financial Statements  | 10-21 |
| <b>Supplementary Information</b>   |       |
| Detailed Schedule of Activities by School<br>for the Year Ended June 30, 2022  | 23-26 |
| Detailed Schedule of Activities by School<br>for the Year Ended June 30, 2021  | 27-30 |
| <b>Schedule of Expenditures of Federal Awards</b><br>for the Year Ended June 30, 2022  | 31    |
| Notes to Schedule of Expenditures of Federal Awards  | 32    |
| <b>Independent Auditor's Report on Internal Control Over Financial Reporting and on<br/>Compliance and Other Matters Based on an Audit of Financial Statements<br/>Performed in Accordance with <i>Government Auditing Standards</i></b> | 33-34 |
| <b>Independent Auditor's Report on Compliance for Each Major Federal Program and<br/>Report on Internal Control Over Compliance Required by the Uniform Guidance</b>   | 35-37 |
| Schedule of Findings and Questioned Costs<br>for the Year Ended June 30, 2022  | 38    |



Tel: 212-371-4446  
Fax: 212-371-9374  
www.bdo.com

622 Third Ave, Suite 3100  
New York, NY 10017

## **Independent Auditor's Report**

The Board of Trustees  
Success Academy Charter Schools - NYC  
New York, New York

### **Report on the Audit of the Financial Statements**

#### ***Opinion***

We have audited the financial statements of Success Academy Charter Schools - NYC (SACS-NYC), which comprise the statement of financial position as of June 30, 2022, and the related statements of activities, functional expenses, and cash flows for the year then ended, and the related notes to the financial statements.

In our opinion, the accompanying financial statements present fairly, in all material respects, the financial position of SACS-NYC as of June 30, 2022, and the changes in its net assets and its cash flows for the year then ended in accordance with accounting principles generally accepted in the United States of America.

#### ***Basis for Opinion***

We conducted our audit in accordance with auditing standards generally accepted in the United States of America (GAAS) and the standards applicable to financial audits contained in *Government Auditing Standards*, issued by the Comptroller General of the United States. Our responsibilities under those standards are further described in the Auditor's Responsibilities for the Audit of the Financial Statements section of our report. We are required to be independent of SACS-NYC and to meet our other ethical responsibilities, in accordance with the relevant ethical requirements relating to our audit. We believe that the audit evidence we have obtained is sufficient and appropriate to provide a basis for our audit opinion.

#### ***Responsibilities of Management for the Financial Statements***

Management is responsible for the preparation and fair presentation of the financial statements in accordance with accounting principles generally accepted in the United States of America, and for the design, implementation, and maintenance of internal control relevant to the preparation and fair presentation of financial statements that are free from material misstatement, whether due to fraud or error.

In preparing the financial statements, management is required to evaluate whether there are conditions or events, considered in the aggregate, that raise substantial doubt about SACS-NYC's ability to continue as a going concern within one year after the date that the financial statements are issued or available to be issued.



### ***Auditor's Responsibilities for the Audit of the Financial Statements***

Our objectives are to obtain reasonable assurance about whether the financial statements as a whole are free from material misstatement, whether due to fraud or error, and to issue an auditor's report that includes our opinion. Reasonable assurance is a high level of assurance but is not absolute assurance and, therefore, is not a guarantee that an audit conducted in accordance with GAAS and *Government Auditing Standards* will always detect a material misstatement when it exists. The risk of not detecting a material misstatement resulting from fraud is higher than for one resulting from error, as fraud may involve collusion, forgery, intentional omissions, misrepresentations, or the override of internal control. Misstatements are considered material if there is a substantial likelihood that, individually or in the aggregate, they would influence the judgment made by a reasonable user based on the financial statements.

In performing an audit in accordance with GAAS and *Government Auditing Standards*, we:

- Exercise professional judgment and maintain professional skepticism throughout the audit.
- Identify and assess the risks of material misstatement of the financial statements, whether due to fraud or error, and design and perform audit procedures responsive to those risks. Such procedures include examining, on a test basis, evidence regarding the amounts and disclosures in the financial statements.
- Obtain an understanding of internal control relevant to the audit in order to design audit procedures that are appropriate in the circumstances, but not for the purpose of expressing an opinion on the effectiveness of SACS-NYC's internal control. Accordingly, no such opinion is expressed.
- Evaluate the appropriateness of accounting policies used and the reasonableness of significant accounting estimates made by management, as well as evaluate the overall presentation of the financial statements.
- Conclude whether, in our judgment, there are conditions or events, considered in the aggregate, that raise substantial doubt about SACS-NYC's ability to continue as a going concern for a reasonable period of time.

We are required to communicate with those charged with governance regarding, among other matters, the planned scope and timing of the audit, significant audit findings, and certain internal control-related matters that we identified during the audit.

### ***Report on Summarized Comparative Information***

We have previously audited the financial statements of SACS-NYC as of and for the year ended June 30, 2021, and our report, dated October 29, 2021, expressed an unmodified opinion on those audited financial statements. In our opinion, the summarized comparative information presented herein as of and for the year ended June 30, 2021 is consistent, in all material respects, with the audited financial statements from which it has been derived.



## ***Other Matters***

### ***Supplementary Information***

Our audit was conducted for the purpose of forming an opinion on the financial statements as a whole. The detailed schedule of activities by school for the year ended June 30, 2022 are presented for purposes of additional analysis and are not a required part of the financial statements. The accompanying schedule of expenditures of federal awards, as required by Title 2 U.S. Code of Federal Regulations (CFR) Part 200, *Uniform Administrative Requirements, Cost Principles, and Audit Requirements for Federal Awards*, is presented for purposes of additional analysis and is not a required part of the financial statements. The accompanying supplementary information is the responsibility of management and was derived from and relates directly to the underlying accounting and other records used to prepare the financial statements. Such information has been subjected to the auditing procedures applied in the audit of the financial statements and to certain additional procedures, including comparing and reconciling such information directly to the underlying accounting and other records used to prepare the financial statements or to the financial statements themselves, and to other additional procedures in accordance with auditing standards generally accepted in the United States of America. In our opinion, the information is fairly stated, in all material respects, in relation to the financial statements as a whole.

### ***Other Reporting Required by Government Auditing Standards***

In accordance with *Government Auditing Standards*, we have also issued our report dated October 4, 2022 on our consideration of SACS-NYC's internal control over financial reporting and on our tests of its compliance with certain provisions of laws, regulations, contracts, grant agreements, and other matters. The purpose of that report is solely to describe the scope of our testing of internal control over financial reporting and compliance and the results of that testing, and not to provide an opinion on the effectiveness of SACS-NYC's internal control over financial reporting or on compliance. That report is an integral part of an audit performed in accordance with *Government Auditing Standards* in considering SACS-NYC's internal control over financial reporting and compliance.

BDO USA, LLP

October 4, 2022

# Success Academy Charter Schools - NYC

## Statement of Financial Position (with comparative totals for 2021)

| <i>June 30,</i>  | <b>2022</b>           | <b>2021</b>           |
|--|-----------------------|-----------------------|
| <b>Assets</b>  |                       |                       |
| <b>Current Assets</b>  |                       |                       |
| Cash and cash equivalents (Note 2)                                     | \$ 45,232,596         | \$ 49,249,879         |
| Grants and contracts receivables, net (Notes 2 and 4)                  | 21,496,507            | 16,733,785            |
| Prepaid expenses and other assets                                      | 8,582,343             | 5,983,930             |
| Inventory (Note 2)   | 7,325,685             | -                     |
| <b>Total Current Assets</b>  | <b>82,637,131</b>     | <b>71,967,594</b>     |
| <b>Fixed Assets, Net (Notes 2 and 5)</b>                               | <b>29,770,184</b>     | <b>36,236,373</b>     |
| <b>Cash Funds, designated for community reinvestment (Note 2)</b>      | <b>100,000,000</b>    | <b>45,000,000</b>     |
| <b>Total Assets</b>  | <b>\$ 212,407,315</b> | <b>\$ 153,203,967</b> |
| <b>Liabilities and Net Assets</b>                                      |                       |                       |
| <b>Current Liabilities</b>   |                       |                       |
| Accounts payable and accrued expenses                                  | \$ 8,305,220          | \$ 2,422,187          |
| Accrued payroll and payroll taxes                                      | 14,131,618            | 11,014,031            |
| Due to affiliate, net (Note 6)   | 4,394,620             | 2,981,313             |
| Current portion loans payable to affiliated organization (Note 6)      | -                     | 3,500,000             |
| Current portion capital lease payable (Note 7)                         | 7,135,844             | 5,119,884             |
| <b>Total Current Liabilities</b>                                       | <b>33,967,302</b>     | <b>25,037,415</b>     |
| <b>Capital Lease Payable, less current portion (Note 7)</b>            | <b>4,563,111</b>      | <b>5,255,228</b>      |
| <b>Deferred Rent (Note 10)</b>   | <b>-</b>              | <b>1,670,519</b>      |
| <b>Total Liabilities</b>   | <b>38,530,413</b>     | <b>31,963,162</b>     |
| <b>Commitments and Contingencies (Notes 2, 3, 6, 7, 9, 10, and 11)</b> |                       |                       |
| <b>Net Assets (Note 2)</b>   |                       |                       |
| Without donor restrictions:  |                       |                       |
| Undesignated   | 73,876,902            | 76,240,805            |
| Board-designated cash funds for community reinvestment                 | 100,000,000           | 45,000,000            |
| <b>Total Without Donor Restrictions</b>                                | <b>173,876,902</b>    | <b>121,240,805</b>    |
| <b>Total Net Assets</b>  | <b>173,876,902</b>    | <b>121,240,805</b>    |
| <b>Total Liabilities and Net Assets</b>                                | <b>\$ 212,407,315</b> | <b>\$ 153,203,967</b> |

*See accompanying notes to financial statements.*

# Success Academy Charter Schools - NYC

## Statement of Activities (with comparative totals for 2021)

*Year ended June 30,*

|   | Without Donor<br>Restrictions | Total                 |                       |
|---|-------------------------------|-----------------------|-----------------------|
|   |                               | 2022                  | 2021                  |
| <b>Revenue, Support, and Gains (Losses),<br/>Net (Note 2)</b> |                               |                       |                       |
| State per-pupil operating revenue                             | \$ 364,068,038                | \$ 364,068,038        | \$ 365,240,140        |
| Government grants   | 35,044,682                    | 35,044,682            | 25,606,575            |
| Interest and other income                                     | 110,134                       | 110,134               | 177,057               |
| Loss on asset impairment (Note 2)                             | (4,324,303)                   | (4,324,303)           | (3,027,551)           |
| <b>Total Revenue, Support, and Gains<br/>(Losses), Net</b>    | <b>394,898,551</b>            | <b>394,898,551</b>    | <b>387,996,221</b>    |
| <b>Expenses</b>   |                               |                       |                       |
| Program services:   |                               |                       |                       |
| General education   | 221,008,619                   | 221,008,619           | 220,116,229           |
| Special education   | 86,705,909                    | 86,705,909            | 69,576,171            |
| <b>Total Program Services</b>                                 | <b>307,714,528</b>            | <b>307,714,528</b>    | <b>289,692,400</b>    |
| Supporting services:  |                               |                       |                       |
| General and administrative                                    | 34,547,926                    | 34,547,926            | 32,957,410            |
| <b>Total Expenses</b>   | <b>342,262,454</b>            | <b>342,262,454</b>    | <b>322,649,810</b>    |
| <b>Change in Net Assets</b>                                   | <b>52,636,097</b>             | <b>52,636,097</b>     | <b>65,346,411</b>     |
| <b>Net Assets, beginning of year</b>                          | <b>121,240,805</b>            | <b>121,240,805</b>    | <b>55,894,394</b>     |
| <b>Net Assets, end of year</b>                                | <b>\$ 173,876,902</b>         | <b>\$ 173,876,902</b> | <b>\$ 121,240,805</b> |

*See accompanying notes to financial statements.*



# Success Academy Charter Schools - NYC

## Statement of Functional Expenses (with comparative totals for 2021)

Year ended June 30,

|                                      | FTEs  | Program Services  |                   |                        | Supporting Services        | Total          |                |
|--------------------------------------|-------|-------------------|-------------------|------------------------|----------------------------|----------------|----------------|
|                                      |       | General Education | Special Education | Total Program Services | General and Administrative | 2022           | 2021           |
| <b>Salaries and Staff</b>            |       |                   |                   |                        |                            |                |                |
| Administrative staff personnel       | 412   | \$ 24,129,471     | \$ 9,466,453      | \$ 33,595,924          | \$ 2,921,385               | \$ 36,517,309  | \$ 36,018,215  |
| Instructional personnel              | 1,926 | 81,795,226        | 32,089,832        | 113,885,058            | 9,903,048                  | 123,788,106    | 126,100,921    |
| <b>Total Salaries and Staff</b>      |       | 105,924,697       | 41,556,285        | 147,480,982            | 12,824,433                 | 160,305,415    | 162,119,136    |
| Payroll taxes and benefits           |       | 21,286,351        | 8,351,042         | 29,637,393             | 2,577,165                  | 32,214,558     | 35,058,002     |
| Professional development             |       | 1,652,312         | 648,230           | 2,300,542              | -                          | 2,300,542      | 1,593,185      |
| Legal fees                           |       | -                 | -                 | -                      | 121,444                    | 121,444        | 760,017        |
| Audit and accounting fees            |       | -                 | -                 | -                      | 240,363                    | 240,363        | 72,793         |
| Professional and consulting fees     |       | 422,094           | 165,596           | 587,690                | 51,103                     | 638,793        | 2,993,489      |
| Transportation                       |       | 778,371           | 305,370           | 1,083,741              | 94,239                     | 1,177,980      | 20,389         |
| Scholar food service                 |       | 959,373           | 376,381           | 1,335,754              | -                          | 1,335,754      | 8,343          |
| Instructional supplies and textbooks |       | 6,208,784         | 2,435,825         | 8,644,609              | -                          | 8,644,609      | 5,766,590      |
| Management fee                       |       | 36,692,762        | 14,395,273        | 51,088,035             | 12,772,009                 | 63,860,044     | 54,642,885     |
| Interest expense                     |       | 497,687           | 195,252           | 692,939                | 60,255                     | 753,194        | 486,956        |
| Office expense                       |       | 3,204,531         | 1,257,199         | 4,461,730              | 387,977                    | 4,849,707      | 2,298,907      |
| Equipment lease                      |       | 1,773,125         | 695,632           | 2,468,757              | 214,674                    | 2,683,431      | 2,920,278      |
| Telecommunications and internet      |       | 2,655,860         | 1,041,945         | 3,697,805              | 321,548                    | 4,019,353      | 3,942,076      |
| Insurance                            |       | 1,471,090         | 577,137           | 2,048,227              | 178,106                    | 2,226,333      | 2,051,777      |
| Information technology               |       | 9,035,487         | 3,544,794         | 12,580,281             | 1,093,938                  | 13,674,219     | 13,591,029     |
| Marketing/Recruitment                |       | 4,097,898         | 1,607,684         | 5,705,582              | -                          | 5,705,582      | 3,328,049      |
| Student Services                     |       | 4,155,186         | 1,630,159         | 5,785,345              | 20,704                     | 5,806,049      | 2,294,451      |
| Facility                             |       | 6,289,953         | 2,467,669         | 8,757,622              | 761,532                    | 9,519,154      | 6,648,551      |
| Depreciation                         |       | 12,865,589        | 5,047,417         | 17,913,006             | 1,557,653                  | 19,470,659     | 18,756,749     |
| Bad debt expense                     |       | -                 | -                 | -                      | 1,145,176                  | 1,145,176      | 930,421        |
| Miscellaneous                        |       | 1,037,469         | 407,019           | 1,444,488              | 125,607                    | 1,570,095      | 2,365,737      |
| <b>Total Expenses</b>                |       | \$ 221,008,619    | \$ 86,705,909     | \$ 307,714,528         | \$ 34,547,926              | \$ 342,262,454 | \$ 322,649,810 |

See accompanying notes to financial statements.

# Success Academy Charter Schools - NYC

## Statement of Cash Flows (with comparative totals for 2021)

| <i>Year ended June 30,</i>  | <b>2022</b>           | <b>2021</b>          |
|---|-----------------------|----------------------|
| <b>Cash Flows from Operating Activities</b>   |                       |                      |
| Change in net assets  | \$ 52,636,097         | \$ 65,346,411        |
| Adjustments to reconcile change in net assets to net cash provided by operating activities: |                       |                      |
| Depreciation  | 19,470,659            | 18,756,749           |
| Bad debt expense, net   | 745,150               | 930,421              |
| Loss on asset impairment  | 4,324,303             | 3,027,551            |
| (Increase) decrease in assets:  |                       |                      |
| Grants and contracts receivables  | (5,507,872)           | (6,933,242)          |
| Prepaid expenses and other assets   | (2,598,413)           | (4,400,379)          |
| Inventory   | (7,325,685)           | -                    |
| Increase (decrease) in liabilities:   |                       |                      |
| Accounts payable and accrued expenses   | 5,883,033             | (5,008,436)          |
| Accrued payroll and payroll taxes   | 3,117,587             | 6,051,132            |
| Due to affiliate  | 1,413,307             | (2,340,200)          |
| Deferred rent   | (1,670,519)           | (1,443,977)          |
| <b>Net Cash Provided by Operating Activities</b>  | <b>70,487,647</b>     | <b>73,986,030</b>    |
| <b>Cash Flows from Investing Activities</b>   |                       |                      |
| Purchases of fixed assets   | (7,875,053)           | (8,196,946)          |
| <b>Net Cash Used in Investing Activities</b>  | <b>(7,875,053)</b>    | <b>(8,196,946)</b>   |
| <b>Cash Flows from Financing Activities</b>   |                       |                      |
| Repayment from loans payable  | (3,500,000)           | (129,663)            |
| Repayment of capital leases   | (8,129,877)           | (4,818,135)          |
| <b>Net Cash Used in Financing Activities</b>  | <b>(11,629,877)</b>   | <b>(4,947,798)</b>   |
| <b>Net Increase in Cash and Cash Equivalents</b>  | <b>50,982,717</b>     | <b>60,841,286</b>    |
| <b>Cash and Cash Equivalents, beginning of year</b>   | <b>94,249,879</b>     | <b>33,408,593</b>    |
| <b>Cash and Cash Equivalents, end of year</b>   | <b>\$ 145,232,596</b> | <b>\$ 94,249,879</b> |
| <b>Supplemental Disclosure of Cash Flow Information</b>                                     |                       |                      |
| Noncash transaction related to capital leases   | \$ 9,453,720          | \$ 7,943,287         |
| Cash paid during the year for interest  | 757,242               | 451,956              |
| <b>Supplemental Schedule of Cash</b>  |                       |                      |
| Cash and cash equivalents   | \$ 45,232,596         | \$ 49,249,879        |
| Cash funds - designated for community reinvestment  | 100,000,000           | 45,000,000           |
| <b>Total Cash and Cash Equivalents</b>  | <b>\$ 145,232,596</b> | <b>\$ 94,249,879</b> |

*See accompanying notes to financial statements.*

# Success Academy Charter Schools - NYC

## Notes to Financial Statements

---

### 1. Description of School

Success Academy Charter Schools - NYC (SACS-NYC) is a New York State, not-for-profit educational corporation that was incorporated on March 11, 2008 to operate a charter school pursuant to Article 56 of the Education Law of the State of New York. SACS-NYC schools are granted provisional charters valid for a term of five years and renewable upon expiration by the Board of Regents of the University of the State of New York. SAC-NYC is dedicated to providing a high-quality education to primarily disadvantaged students to narrow the achievement gap.

Success Academy Charter School - Harlem 1, Success Academy Charter School - Harlem 2, Success Academy Charter School - Harlem 3, Success Academy Charter School - Harlem 4, and Success Academy Charter School - Harlem 5 merged into a single legal entity under Success Academy Charter School - Harlem 3, which serves as the sole surviving education corporation. The plan of merger was approved by the Board of Trustees of the State University of New York and the New York State Education Department Board of Regents and became effective for financial purposes on October 1, 2012. Success Academy Charter School - Harlem 3 changed its name to Success Academy Charter Schools - NYC, and each school is authorized by The Charter Schools Institute of the State University of New York.

Success Academy Charter School - Bronx 1, Success Academy Charter School - Bronx 2, Success Academy Charter School - Upper West, Success Academy Charter School - Bed Stuy 1, Success Academy Charter School - Bed Stuy 2, Success Academy Charter School - Cobble Hill, and Success Academy Charter School - Williamsburg merged into SACS-NYC, which serves as the sole surviving education corporation. The plan of merger, dated September 20, 2013, was approved by SACS-NYC's Board of Trustees and is effective July 1, 2014. Pursuant to the effective date, all schools ceased to exist as legal entities and all schools' operations are under SACS-NYC. The merger was approved by the New York State Board of Regents and the Charter Schools Institute of the State University of New York on February 26, 2014.

*The remainder of this page intentionally left blank.*

# Success Academy Charter Schools - NYC

## Notes to Financial Statements

The financial statements of SACS-NYC include the following schools that all form a single legal entity:

|  |                                  |                     |
|--|----------------------------------|---------------------|
| 1. Success Academy CS - Harlem 1             | Harlem 1 (Elementary)            | Serving Grades K-4  |
| 2. Success Academy CS - Harlem 2             | Harlem 2 (Elementary)            | Serving Grades K-4  |
| 3. Success Academy CS - Harlem 3             | Harlem 3 (Elementary)            | Serving Grades K-4  |
| 4. Success Academy CS - Harlem 4             | Harlem 4 (Elementary)            | Serving Grades K-4  |
| 5. Success Academy CS - Harlem 5             | Harlem 5 (Elementary)            | Serving Grades K-4  |
| 6. Success Academy CS - Harlem 6             | Harlem 6 (Elementary)            | Serving Grades K-4  |
| 7. Success Academy CS - Bed Stuy 1           | Bed Stuy 1 (Elementary)          | Serving Grades K-4  |
| 8. Success Academy CS - Bed Stuy 2           | Bed Stuy 2 (Elementary)          | Serving Grades K-4  |
| 9. Success Academy CS - Cobble Hill          | Cobble Hill (Elementary)         | Serving Grades K-4  |
| 10. Success Academy CS - Williamsburg        | Williamsburg (Elementary)        | Serving Grades K-4  |
| 11. Success Academy CS - Crown Heights       | Crown Heights (Elementary)       | Serving Grades K-4  |
| 12. Success Academy CS - Fort Greene         | Fort Greene (Elementary)         | Serving Grades K-4  |
| 13. Success Academy CS - Prospect Heights    | Prospect Heights (Elementary)    | Serving Grades K-4  |
| 14. Success Academy CS - Bensonhurst         | Bensonhurst (Elementary)         | Serving Grades K-4  |
| 15. Success Academy CS - Bergen Beach        | Bergen Beach (Elementary)        | Serving Grades K-4  |
| 16. Success Academy CS - Bushwick            | Bushwick (Elementary)            | Serving Grades K-4  |
| 17. Success Academy CS - Flatbush            | Flatbush (Elementary)            | Serving Grades K-4  |
| 18. Success Academy CS - Upper West          | Upper West (Elementary)          | Serving Grades K-4  |
| 19. Success Academy CS - Hell's Kitchen      | Hell's Kitchen (Elementary)      | Serving Grades K-4  |
| 20. Success Academy CS - Union Square        | Union Square (Elementary)        | Serving Grades K-4  |
| 21. Success Academy CS - Washington Heights  | Washington Heights (Elementary)  | Serving Grades K-4  |
| 22. Success Academy CS - Hudson Yards        | Hudson Yards (Elementary)        | Serving Grades K-4  |
| 23. Success Academy CS - Rosedale            | Rosedale (Elementary)            | Serving Grades K-4  |
| 24. Success Academy CS - Springfield Gardens | Springfield Gardens (Elementary) | Serving Grades K-4  |
| 25. Success Academy CS - Far Rockaway        | Far Rockaway (Elementary)        | Serving Grades K-4  |
| 26. Success Academy CS - South Jamaica       | South Jamaica (Elementary)       | Serving Grades K-4  |
| 27. Success Academy CS - Bronx 1             | Bronx 1 (Elementary)             | Serving Grades K-4  |
| 28. Success Academy CS - Bronx 2             | Bronx 2 (Elementary)             | Serving Grades K-4  |
| 29. Success Academy CS - Bronx 3             | Bronx 3 (Elementary)             | Serving Grades K-4  |
| 30. Success Academy CS - Bronx 4             | Bronx 4 (Elementary)             | Serving Grades K-4  |
| 31. Success Academy CS - Harlem 1            | Harlem West (Middle)             | Serving Grades 5-8  |
| 32. Success Academy CS - Harlem 5            | Harlem North Central (Middle)    | Serving Grades 5-8  |
| 33. Success Academy CS - Harlem 3            | Harlem East (Middle)             | Serving Grades 5-8  |
| 34. Success Academy CS - Bed Stuy 1          | Bed Stuy 1 (Middle)              | Serving Grades 5-8  |
| 35. Success Academy CS - Prospect Heights    | Myrtle (Middle)                  | Serving Grades 5-8  |
| 36. Success Academy CS - Crown Heights       | Ditmas Park (Middle)             | Serving Grades 5-8  |
| 37. Success Academy CS - Bergen Beach        | East Flatbush (Middle)           | Serving Grades 5-8  |
| 38. Success Academy CS - Bed Stuy 3          | Lafayette (Middle)               | Serving Grades 5-8  |
| 39. Success Academy CS - Upper West          | Midtown West (Middle)            | Serving Grades 5-8  |
| 40. Success Academy CS - Union Square        | Hudson Yards (Middle)            | Serving Grades 5-8  |
| 41. Success Academy CS - Springfield Gardens | Springfield Gardens (Middle)     | Serving Grades 5-8  |
| 42. Success Academy CS - Bronx 2             | Bronx 2 (Middle)                 | Serving Grades 5-8  |
| 43. Success Academy CS - Bronx               | Bronx (Middle)                   | Serving Grades 5-8  |
| 44. Success Academy CS - Rosedale            | Ozone Park (Middle)              | Serving Grade 5-6   |
| 45. Success Academy CS - Far Rockaway        | Far Rockaway (Middle)            | Serving Grade 5-6   |
| 46. Success Academy CS - Harlem 1            | Liberal Arts (High)              | Serving Grades 9-12 |
| 47. Success Academy CS - Bronx 3             | Liberal Arts Harlem (High)       | Serving Grades 9    |

SACS-NYC provided education to 19,602 full-time equivalent (FTE) in grades kindergarten through high school during the 2021-2022 academic year.

# Success Academy Charter Schools - NYC

## Notes to Financial Statements

---

### 2. Summary of Significant Accounting Policies

#### *Basis of Presentation*

The financial statements of SACS-NYC have been prepared on the accrual basis of accounting in conformity with accounting principles generally accepted in the United States of America (U.S. GAAP).

#### *Financial Statement Presentation*

The classification of a not-for-profit organization's net assets and its support, revenue, and expenses is based on the existence or absence of donor-imposed restrictions. It requires that the amounts for each of two classes of net assets—with and without donor restrictions—be displayed in a statement of financial position and that the amounts of change in each of those classes of net assets be displayed in a statement of activities.

Income from investment gains and losses, including unrealized gains and losses, dividends, interest, and other investment income, net of direct internal and external investment expenses should be reported as increases (or decreases) in net assets without donor restrictions, unless the use of the income received is limited by donor-imposed restrictions.

These classes are defined as follows:

*Without Donor Restrictions* - This class consists of net assets that are not subject to donor-imposed restrictions and may be expended for any purpose in performing the primary objectives of SACS-NYC. These net assets may be used at the discretion of SACS-NYC's management and the Board of Trustees. Board-designated net assets for community reinvestment is for long-term community reinvestment in connection with SACS-NYC's educational mission, including but not limited to, its supervision and operation of schools and its real property needs (including, but not limited to, leases, acquisitions and/or furnishing, maintenance, and renovation of educational and/or administrative facilities) and all other matters in furtherance of SACS-NYC's mission to create and build high performing public charter schools.

*With Donor Restrictions* - This class consists of net assets subject to stipulations imposed by donors and grantors. Some donor restrictions are temporary in nature; those restrictions will be met by actions of SACS-NYC or by the passage of time. Other donor restrictions are perpetual in nature, whereby the donor has stipulated that the funds be maintained in perpetuity. Donor-restricted contributions are reported as increases in net assets with donor restrictions. When a restriction expires, net assets are reclassified from net assets with donor restrictions to net assets without donor restrictions in the statement of activities. As of June 30, 2022, the SACS-NYC had no assets with donor restrictions.

#### *Cash and Cash Equivalents*

SACS-NYC considers highly liquid investments with original maturities of 90 days or less to be cash and cash equivalents. SACS-NYC has not experienced any losses on these accounts. Under the provisions of its charter, SACS-NYC established an escrow account to pay for legal and audit expenses that would be associated with a dissolution should it occur. As of June 30, 2022, the escrow account amounted to \$353,169. In fiscal year 2021, SACS-NYC has set aside cash as board-designated net assets for long-term community reinvestment and are shown as non-current assets in the statement

# Success Academy Charter Schools - NYC

## Notes to Financial Statements

---

of financial position. At June 30, 2022, Board-designated cash funds for community reinvestment was \$100,000,000.

### ***Receivables***

Receivables are recorded at their net realizable values, based upon an estimated allowance for doubtful accounts. All of SACS-NYC's grant, contract, and other receivables are expected to be collected within one year.

### ***Provision for Doubtful Accounts***

SACS-NYC maintains an allowance for doubtful accounts for the receivables that are specifically identified by management as to their uncertainty in regard to collectability after the initial recording of revenue at the net realizable value. At June 30, 2022, management determined to reserve an amount of \$1,675,571 to cover any potential risk around collectability.

### ***Inventory***

Inventory consists of scholar laptops for use in the Charter School's everyday operations. The inventory is stated at the lower of cost (on a first-in, first-out basis) or net realizable value.

### ***Fixed Assets***

Fixed assets are recorded at cost. Additions and improvements or betterments in excess of \$2,500 with an estimated useful life of three or more years are capitalized. Depreciation and amortization is computed using the straight-line method over the estimated useful lives of the assets. Fixed assets acquired with certain government contract funds are recorded as expenses pursuant to the terms of the contract. The estimated useful lives of the assets are as follows:

| Asset Category               | Useful Life (Years)                             |
|------------------------------|---|
| Equipment                    | 3   |
| Furniture and fixtures       | 3   |
| Software                     | 3   |
| Renovations and improvements | Useful life or lease term, whichever is shorter |

### ***Asset Impairment***

SACS-NYC reviews long-lived assets, including equipment, for impairment whenever events or changes in business circumstances indicate that the carrying amount of an asset may not be fully recoverable. An impairment loss would be recognized when the estimated future cash flows from the use of the asset are less than the carrying amount of that asset. As of June 30, 2022, management concluded that technology equipment, leasehold improvements, furniture, and academic equipment with a net book value of \$4,324,303 are impaired and therefore have been written off.

# Success Academy Charter Schools - NYC

## Notes to Financial Statements

---

### *Revenue Recognition*

#### *Per-Pupil Revenue*

SACS-NYC recognizes revenues from per-pupil funding in the fiscal year in which the academic programs are provided. Per-pupil revenue is billed and received based on the total number of FTE students and the basic charter school tuition rate for the school district of residence of the students attending SACS-NYC in any given fiscal year for general education and special education. The FTE is formula-driven and based on the number of days the student has been with SACS-NYC as a proportion of the number of days in the entire school year (the calculation is done by using the New York State calculator online). SACS-NYC's total student population includes general education and special education students. SACS-NYC has determined that revenue from its students has the same performance obligations, types of contract, and services rendered. As a result, the student body is viewed as one customer base for revenue recognition purposes. SACS-NYC uses a portfolio approach to account for per-pupil contracts as a collective group rather than recognizing revenue on an individual-contract basis. SACS-NYC believes that revenue recognized by utilizing the portfolio approach approximates the revenue that would have been recognized if an individual-contract approach was used.

Per-pupil invoicing is managed on a bi-monthly basis to the funding source (local school district). Billing is a function of student enrollment for the upcoming fiscal year, which is the basis for the first two invoices per-pupil due June 1<sup>st</sup> and July 31<sup>st</sup>, which is a projection. Subsequent invoices are due bi-monthly. With the implementation of an automated invoicing process through a dedicated website, the submission of each invoice is done online. After the year is complete, SACS-NYC submits the FTE per-pupil reconciliation, listing every student who attended any part of the year, and the FTE each represents. Based on this final count, as amounts are trued up to actual, the reconciliation calculates how much should have been paid to SACS-NYC or any amounts payable to the funding source. Any amounts due from the funding source are included in accounts receivable at year-end and any amounts due to the funding source are included in accounts payable at year-end.

Additional funding is also provided to support special education services. All students who are identified to need special education services or settings have an Individualized Education Program (IEP), formalized for his or her unique needs. Based on this IEP, the student is categorized into one of three levels of service: 0 - 20% service, 20 - 60% service, or 60% or more service required and provided by SACS-NYC. For a student receiving less than 20% in services, no additional funding is received. For a student receiving services between 20% and 60% and 60% or more services of the school day, additional funding per FTE is received. Billing for this support is incorporated into the per-pupil invoices and is also settled in the same FTE per-pupil reconciliation process.

As the students receive the benefit of these services simultaneously as SACS-NYC is providing them, SACS-NYC recognizes per-pupil revenue from these services over time. SACS-NYC believes that this method provides a reasonable depiction of the transfer of services over the term of the performance obligation based on the services needed to satisfy the obligation. Generally, performance obligations satisfied over time relate to students receiving academic or school services. SACS-NYC measures the performance obligation from admission or enrollment into the school to the point when the student is discharged or the end of the school year where it is no longer required to provide services to the student, which is generally at the time of discharge or the completion of the school year. All these services are bundled and considered a single-performance obligation; as such, SACS-NYC accounts for these bundled-performance obligations under state and local per-pupil operating revenue in the statement of activities and recognizes the per-pupil revenue over time.

# Success Academy Charter Schools - NYC

## Notes to Financial Statements

---

### *Government Grants*

Revenue from federal, state, and local government grants and contracts is recognized by SACS-NYC when qualifying expenditures are incurred and billable to the government, or when required services have been provided.

### *Contract Assets and Contract Liabilities*

In accordance with Financial Accounting Standards Board (FASB) Accounting Standards Codification (ASC) 606, contract assets are to be recognized when an entity has the right to receive consideration in exchange for goods or services that have been transferred to a customer when that right is conditional on something other than the passage of time. SACS-NYC does not recognize contract assets, as the right to receive consideration is unconditional in accordance with the passage of time criteria. Also, in accordance with ASC 606, contract liabilities are to be recognized when an entity is obligated to transfer goods or services for which consideration has already been received. SACS-NYC does not receive consideration prior to the transfer of goods or services and, therefore, does not recognize contract liabilities.

### *Contributions of Nonfinancial Assets*

SACS-NYC may receive contributed services that are an integral part of its operations. Such services are only recorded as contributions of nonfinancial assets, at their fair value, provided the services create or enhance nonfinancial assets, require specified skills provided by individuals possessing those skills, and typically need to be purchased if not provided by donation.

SACS-NYC receives donated space from the New York City Department of Education (NYCDOE) that it shares with a New York City public school (Note 9). The donated space will be used for operating, general, and administrative activities. In valuing the donated space, which is located in the Bronx, Brooklyn, Queens, and Manhattan, SACS-NYC estimated the fair value on the basis of recent comparable market rates in the Bronx, Brooklyn, Queens, and Manhattan's real estate market, taking into account the restriction on use of the space.

### *Functional Allocation of Expenses*

The costs of providing programs and other activities have been summarized on a functional basis in the accompanying statement of activities. Accordingly, certain costs have been allocated among the respective programs and activities according to the functional categories, as follows:

*Program Services* - This category represents expenses related to general education and special education for certain students requiring additional attention and guidance. These costs are allocated based on the FTE allocation method.

*Management and General* - This category represents expenses related to the overall administration and operation of SACS-NYC that are not specific to any program services or development. These costs are allocated based on the FTE allocation method.

### *Income Taxes*

SACS-NYC is exempt from federal, state, and local income taxes under Section 501(c)(3) of the Internal Revenue Code (the IRC) and, therefore, has made no provision for income taxes in the



# Success Academy Charter Schools - NYC

## Notes to Financial Statements

---

accompanying financial statements. In addition, SACS-NYC has been determined by the Internal Revenue Service (IRS) not to be a “private foundation” within the meaning of Section 509(a) of the IRC. There was no unrelated business income for the year ended June 30, 2022.

Under U.S. GAAP, an organization must recognize the tax benefit associated with tax positions taken for tax return purposes when it is more likely than not that the position will not be sustained upon examination by a taxing authority. SACS-NYC does not believe it has taken any material uncertain tax positions and, accordingly, it has not recorded any liability for unrecognized tax benefits. SACS-NYC is subject to routine audits by a taxing authority. As of June 30, 2022, SACS-NYC was not subject to any examination by a taxing authority.

### ***Use of Estimates***

The preparation of the financial statements in conformity with U.S. GAAP requires management to make estimates and assumptions that affect the reported amounts of assets, liabilities, revenues, and expenses, as well as the disclosure of contingent assets and liabilities. Actual results could differ from those estimates.

### ***Concentration of Credit Risk***

SACS-NYC maintains cash and cash equivalent balances in bank deposit accounts, which may exceed federally insured limits. SACS-NYC has not experienced any losses in such accounts and does not believe that it is exposed to any significant credit risk on its cash and cash equivalent accounts.

### ***Comparative Financial Information***

The financial statements include certain prior-year summarized comparative information. With respect to the statement of activities, the prior-year information is presented in total, not by net asset information. With respect to the statement of functional expenses, the prior-year expenses are presented by expense classification in total rather than functional category. Such information does not include sufficient detail to constitute a presentation in conformity with U.S. GAAP. Accordingly, such information should be read in conjunction with the SACS-NYC’s financial statements for the year ended June 30, 2021, from which the summarized information was derived.

### ***Recently Adopted Accounting Pronouncements***

#### ***Presentation and Disclosures by Not-for-Profit Entities for Contributed Nonfinancial Assets***

In September 2020, the FASB issued Accounting Standards Update (ASU) 2020-07, *Presentation and Disclosures by Not-for-Profit Entities for Contributed Nonfinancial Assets (Topic 958)*. The update requires not-for-profits to present contributed nonfinancial assets as a separate line item on the statement of activities, and to disclose information regarding each type of contributed nonfinancial assets. The update is effective for financial statements issued for fiscal years beginning after June 15, 2021. SACS-NYC adopted this ASU as of July 1, 2021. The adoption of this ASU did not have a material impact on the financial statements.

# Success Academy Charter Schools - NYC

## Notes to Financial Statements

---

### *Recent Accounting Pronouncements Issued but Not Yet Adopted*

#### *Leases*

On February 25, 2016, the FASB issued ASU 2016-02, *Leases*, which will require lessees to recognize a lease liability, which is a lessee's obligation to make lease payments arising from a lease, measured on a discounted basis; and a right-of-use asset, which is an asset that represents the lessee's right to use, or control the use of, a specified asset for the lease term. The FASB also issued ASU 2020-05, which deferred the effective date for SACS-NYC until annual periods beginning after December 15, 2021. SACS-NYC is currently evaluating the impact of the adoption of ASU 2016-02.

#### *Financial Instruments - Credit Losses*

In June 2016, the FASB issued ASU 2016-13, *Financial Instruments - Credit Losses (Topic 326): Measurement of Credit Losses on Financial Instruments*. The new credit losses standard changes impairment model for most financial assets and certain other instruments. For trade and other receivables, contract assets recognized as a result of applying ASC 606, loans and certain other instruments, entities will be required to use new forward looking "expected loss" model that generally will result in earlier recognition of credit losses than under today's incurred loss model. ASU 2016-13 is effective for annual periods beginning after December 31, 2022. Management is currently evaluating the impact of this ASU on its financial Statements.

### **3. Liquidity and Availability of Resources**

The SACS-NYC's financial assets available within one year of the statement of financial position date for general expenditures are as follows:

#### *June 30, 2022*

|   |                      |
|---|----------------------|
| Cash and cash equivalents   | \$ 45,232,596        |
| Grants and contracts receivables, net   | 21,496,507           |
|   | 66,729,103           |
| Less: amounts unavailable for general expenditures within one year due to:                    |                      |
| Cash escrow (Note 2)  | (353,169)            |
| <b>Financial Assets Available to Meet Cash Needs for General Expenditures Within One Year</b> | <b>\$ 66,375,934</b> |

#### *Liquidity Management*

SACS-NYC regularly monitors liquidity required to meet its operating needs and other contractual commitments, while also striving to maximize the investment of available funds. In addition to financial assets available to meet general expenditures over the next 12 months, SACS-NYC seeks to operate with a balanced budget and anticipates collecting sufficient revenue to cover general expenditures not covered by donor-restricted resources.

# Success Academy Charter Schools - NYC

## Notes to Financial Statements

### 4. Grants and Contracts Receivable, Net

The net present value of grants and contracts receivable is \$21,496,507 as of June 30, 2022, and SACS-NYC expects collection within the next 12 months.

### 5. Fixed Assets, Net

SACS-NYC's fixed assets, net, consist of the following:

*June 30, 2022*

|                                    |                      |
|------------------------------------|----------------------|
| Renovations and improvements       | \$ 58,971,362        |
| Equipment                          | 13,863,473           |
| Fixed assets not placed in service | 2,589,015            |
| <b>Fixed Assets</b>                | <b>75,423,850</b>    |
| Less: accumulated depreciation     | (45,653,666)         |
| <b>Fixed Assets, Net</b>           | <b>\$ 29,770,184</b> |

For the year ended June 30, 2022, depreciation expense was \$19,470,659.

### 6. Related Party Transactions

#### *Due to Affiliate*

Success Academy Charter Schools, Inc. (the Network), a not-for-profit organization dedicated to helping start and manage charter schools, provides curriculum development, teacher leader training, and school operations management to SACS-NYC. Pursuant to the terms of the Academic and Business Service Agreement, with an effective date of July 1, 2020, SACS-NYC pays the Network an annual fee of equal to the total full-time equivalent enrollment of students in SACS-NYC multiplied by the "per-pupil fee." The per-pupil fee shall be equal to \$3,275 per full time equivalent (FTE) student in the 2021-22 school year for charter schools in the New York City school district, as per the terms of the Academic and Business Service Agreement. For operational efficiency and purchasing power, SACS-NYC also shares common expenses with the Network.

For the year ended June 30, 2022, SACS-NYC incurred \$63,860,044 in management fees with a balance due to the Network for \$4,394,620. This balance represents expenses paid by the Network on behalf of SACS-NYC.

Amounts due to or from the Network, which included expenses paid on behalf of SACS-NYC that are included in due to affiliates, net, are as follows:

*June 30, 2022*

|                   |                     |
|-------------------|---------------------|
| Employee benefits | \$ 942,185          |
| School purchases  | 3,713,105           |
| Medical insurance | (260,670)           |
|                   | <b>\$ 4,394,620</b> |

# Success Academy Charter Schools - NYC

## Notes to Financial Statements

---

### ***Loans Payable to Affiliated Organization***

At various dates from July 2012 through June 2015, SACS-NYC entered into borrowing arrangements with the Network totaling \$8,500,000 with annual interest equal to prevailing interest rate available to the Network as of the date of each advance, which was 1%. The loans and any accrued unpaid interest are due in full within various dates of the borrowing arrangements. The loans may be prepaid by SACS-NYC at any time, in whole or in part, without penalty. The proceeds were used to finance SACS-NYC's operations. Additionally, SACS-NYC agreed to meet certain milestones within a specific time schedule with the intent that certain of the amounts due under this loan be forgiven. During the year ended June 30, 2022, SACS-NYC paid back the remaining \$3,500,000 that was outstanding at June 30, 2021. No further amounts were due at June 30, 2022.

### ***Loan Guarantee***

On January 29, 2020, SACS-NYC entered and signed a loan guarantee for the Network's revolving line of credit in the amount of \$30,000,000 with a financial institution, whereby SACS-NYC, identified as a guarantor, guarantees the obligation of the Network under the respective financing arrangement. The line of credit has a sub-limit of \$4,935,886 for purposes of issuing letters of credit. At June 30, 2022, the outstanding balance for the line of credit was \$0. A letter of credit has been allocated in the amount of \$1,640,326 against the sub-limit to secure the construction of leasehold improvements and security to the lease property of office space at 95 Pine Street. The letter of credit expires on January 1, 2023.

Additionally, SACS-NYC is named a guarantor and guarantees the obligation of the Network for the full payment when due on the capital lease for the Hudson Yards site.

## **7. Capital Lease Payable**

SACS-NYC leases equipment under multiple capital leases that expire on various dates through May 2024. The leases are secured by the equipment and require monthly payments of principal and interest, with rates ranging from 4.46% to 6.18% per annum.

The following is a schedule of future minimum lease payments, including interest under the terms of the lease, together with the present value of the net minimum lease payments, as of June 30, 2022.

### ***Year ending June 30,***

|  |           |                    |
|--|-----------|--------------------|
| 2023   | \$        | 7,527,174          |
| 2024   |           | 4,673,730          |
| <b>Total Minimum Lease Payments</b>                |           | <b>12,200,904</b>  |
| <b>Less: amount representing interest</b>          |           | <b>(501,949)</b>   |
| <b>Present Value of Net Minimum Lease Payments</b> |           | <b>11,698,955</b>  |
| <b>Less: current portion</b>                       |           | <b>(7,135,844)</b> |
| <b>Long-Term</b>                                   | <b>\$</b> | <b>4,563,111</b>   |

# Success Academy Charter Schools - NYC

## Notes to Financial Statements

---

### 8. Revenue Concentrations

SACS-NYC receives substantially all of its support and revenue from the New York City Department of Education. If the funding from the Department of Education were to be reduced or eliminated, SACS-NYC's finances could be materially adversely affected.

### 9. Agreement for School Facilities

SACS-NYC shares space with various New York City public schools in the Bronx, Brooklyn, Queens, and Manhattan. Under New York State's Charter Schools Act, the NYCDOE has provided this space to the School at no charge. The services provided by the NYCDOE to SACS-NYC, such as rent, utilities, custodial services, maintenance, and school safety services, are provided at no cost.

SACS-NYC is using a relative valuation model to measure the fair value of the donated space. The NYCDOE has not provided a fair value for the space and there is no lease agreement in place. In applying the fair valuation model, significant inputs include the total square footage allocated to SACS-NYC, the average cost per square foot based on comparable market rates in the Bronx, Brooklyn, Queens and Manhattan, and the estimated discount factor applied to the cost per square foot to account for the restricted use of the space. Based on such assumptions, SACS-NYC applies a relative cost per square foot calculated using all available market information in the Bronx, Brooklyn, Queens, and Manhattan.

The average square footage of the space provided by the NYCDOE to forty-five SACS-NYC schools is approximately twenty thousand square feet. The value of the space and related utilities and services calculated by applying the relative fair valuation model is not significant and, therefore, is not recorded in the financial statements.

### 10. Commitments and Contingencies

#### *Commitments*

On November 2, 2017, SACS-NYC entered into an operating sub-lease agreement with a related party to sub-lease the community facility unit at 555 10<sup>th</sup> Avenue. On July 1, 2022, the parties extended the operating sub-lease agreement, expiring on June 30, 2027. On June 2, 2022, SACS-NYC entered into an operating sub-lease agreement with a related party to sub-lease the school buildings located at 604 and 606 East 139<sup>th</sup> Street, Bronx, New York. The lease commenced on February 22, 2022 and it expires on June 30, 2027. SACS-NYC leases equipment under multiple operating leases that expire on various dates through August 2024.

Future minimum lease payments for operating lease agreements are as follows:

#### *Year ending June 30,*

|      |    |            |
|------|----|------------|
| 2023 | \$ | 10,095,569 |
| 2024 |    | 10,242,617 |
| 2025 |    | 10,586,319 |
| 2026 |    | 11,004,372 |
| 2027 |    | 11,444,547 |
|      | \$ | 53,373,424 |

---

# Success Academy Charter Schools - NYC

## Notes to Financial Statements

---

The aggregate rental expense is recognized on a straight-line basis over the lease term. The difference between the expenses charged to operations in any year and the amount payable under the lease during the year is recorded as deferred rent on the SACS-NYC's statement of financial position, which will reverse over the lease terms. Deferred rent payable amounted to \$0 as of June 30, 2022.

Rent expense under the occupancy operating leases for the year ended June 30, 2022 amounted to \$4,451,827 included in total facility expense in the statement of functional expenses.

### ***Contingencies***

Certain grants and contracts may be subject to audit by the funding sources. Such audits might result in disallowances of costs submitted for reimbursements. Management is of the opinion that such cost disallowances, if any, will not have a material effect on SACS-NYC's financial statements. Accordingly, no amounts have been provided in the accompanying financial statements for such potential claims. Additionally, SACS-NYC signed a loan guarantee for the Network's non-revolving line of credit as indicated in Note 6.

From time to time, SACS-NYC is involved in claims, lawsuits, and proceedings that arise in the ordinary course of business. Such matters include, but are not limited to, claims involving particular students, employment law, and personal injury. Management believes that SACS-NYC has strong defenses with respect to these matters, and SACS-NYC intends to vigorously defend its positions. SACS-NYC evaluates estimated contingencies or losses related to these matters on an on-going basis, in conjunction with internal and external counsel. Should any matter, based on applicable accounting standards, be determined to likely result in adverse financial impact, SACS-NYC accrues a contingency accordingly. As of June 30, 2022, there are no matters for which SACS-NYC believes the ultimate outcome would have a material adverse effect on SACS-NYC's financial position.

### **11. Employee Benefit Plan**

SACS-NYC maintains a deferred compensation plan qualified under Section 403(b) of the IRC. SACS-NYC matches up to 3% of eligible employee's annual compensation not to exceed the employee's annual salary deferral amount. SACS-NYC made contributions totaling \$3,732,084 for the year ended June 30, 2022.

### **12. Subsequent Events**

The SACS-NYC's management has performed subsequent event procedures through October 4, 2022, which is the date the financial statements were available to be issued, and there were no subsequent events requiring adjustment to the financial statements or disclosures as stated herein.

## Supplementary Information

---

Success Academy Charter Schools - NYC

Detailed Schedule of Activities by School  
(with comparative schedule for 2021)

Year ended June 30, 2022

|   | Ed Corp         | Harlem 1      | Harlem 2      | Harlem 3     | Harlem 4     | Harlem 5     | Harlem 6     | Bed Stuy 1   | Bed Stuy 2   | Cobble Hill  | Williamsburg | Crown Heights |
|---|-----------------|---------------|---------------|--------------|--------------|--------------|--------------|--------------|--------------|--------------|--------------|---------------|
| Revenue, Support, and Gains (Losses), Net       |                 |               |               |              |              |              |              |              |              |              |              |               |
| State per-pupil operating revenue               | \$ -            | \$ 8,464,731  | \$ 7,859,011  | \$ 5,802,500 | \$ 5,371,656 | \$ 7,242,791 | \$ 5,886,710 | \$ 5,722,205 | \$ 4,943,155 | \$ 6,934,117 | \$ 7,201,996 | \$ 7,476,934  |
| Government grants                               | 202,600         | 708,574       | 1,031,578     | 567,513      | 697,532      | 600,556      | 939,609      | 515,866      | 568,057      | 508,846      | 587,404      | 666,520       |
| Interest and other income                       | 73,059          | 827           | 844           | 608          | 708          | 670          | 686          | 640          | 632          | 766          | 667          | 783           |
| Loss on asset impairment                        | (13,019)        | (46,792)      | (43,935)      | (149,644)    | (37,164)     | (31,740)     | (35,667)     | (89,126)     | (28,855)     | (37,043)     | (32,797)     | (41,392)      |
| Total Revenue, Support, and Gains (Losses), Net | 262,640         | 9,127,340     | 8,847,498     | 6,220,977    | 6,032,732    | 7,812,277    | 6,791,338    | 6,149,585    | 5,482,989    | 7,406,686    | 7,757,270    | 8,102,845     |
| Expenses  |                 |               |               |              |              |              |              |              |              |              |              |               |
| Program services:                               |                 |               |               |              |              |              |              |              |              |              |              |               |
| General education                               | 1,064,164       | 4,624,191     | 4,915,412     | 3,593,479    | 3,897,254    | 4,155,002    | 4,157,793    | 3,818,418    | 3,549,220    | 4,421,575    | 3,977,196    | 4,593,281     |
| Special education                               | 417,492         | 1,814,158     | 1,928,410     | 1,409,791    | 1,528,967    | 1,630,087    | 1,631,182    | 1,498,039    | 1,392,427    | 1,734,668    | 1,560,330    | 1,802,032     |
| Total Program Services                          | 1,481,656       | 6,438,349     | 6,843,822     | 5,003,270    | 5,426,221    | 5,785,089    | 5,788,975    | 5,316,457    | 4,941,647    | 6,156,243    | 5,537,526    | 6,395,313     |
| Supporting services:                            |                 |               |               |              |              |              |              |              |              |              |              |               |
| General and administrative                      | (1,002,913)     | 797,207       | 754,534       | 577,217      | 601,224      | 708,752      | 634,775      | 594,761      | 531,614      | 686,851      | 639,435      | 719,421       |
| Total Expenses                                  | 478,743         | 7,235,556     | 7,598,356     | 5,580,487    | 6,027,445    | 6,493,841    | 6,423,750    | 5,911,218    | 5,473,261    | 6,843,094    | 6,176,961    | 7,114,734     |
| Change in Net Assets                            | (216,103)       | 1,891,784     | 1,249,142     | 640,490      | 5,287        | 1,318,436    | 367,588      | 238,367      | 9,728        | 563,592      | 1,580,309    | 988,111       |
| Net Assets (Deficit), beginning of year         | (30,397,326)    | 12,064,240    | 12,316,016    | 8,120,603    | 7,413,013    | 8,309,286    | 1,723,539    | 638,391      | (702,051)    | 700,661      | 4,181,753    | 6,271,162     |
| Net Assets (Deficit), end of year               | \$ (30,613,429) | \$ 13,956,024 | \$ 13,565,158 | \$ 8,761,093 | \$ 7,418,300 | \$ 9,627,722 | \$ 2,091,127 | \$ 876,758   | \$ (692,323) | \$ 1,264,253 | \$ 5,762,062 | \$ 7,259,273  |

See accompanying notes to financial statements.



## Success Academy Charter Schools - NYC

### Detailed Schedule of Activities by School (Continued) (with comparative schedule for 2021)

*Year ended June 30, 2022*

|  | Fort Greene           | Prospect Heights    | Bensonhurst          | Bergen Beach        | Bushwick            | Flatbush            | Upper West          | Hell's Kitchen      | Union Square        | Washington Heights  | Hudson Yards        | Rosedale             | Springfield Gardens  |
|--|-----------------------|---------------------|----------------------|---------------------|---------------------|---------------------|---------------------|---------------------|---------------------|---------------------|---------------------|----------------------|----------------------|
| <b>Revenue, Support, and Gains (Losses), Net</b>       |                       |                     |                      |                     |                     |                     |                     |                     |                     |                     |                     |                      |                      |
| State per-pupil operating revenue                      | \$ 3,339,580          | \$ 5,815,017        | \$ 10,685,356        | \$ 9,641,848        | \$ 8,006,255        | \$ 10,262,341       | \$ 6,886,999        | \$ 7,387,700        | \$ 9,803,322        | \$ 8,928,344        | \$ 6,671,633        | \$ 11,696,834        | \$ 8,570,809         |
| Government grants                                      | 426,384               | 527,046             | 686,486              | 769,859             | 701,175             | 773,925             | 263,448             | 534,069             | 271,115             | 808,035             | 2,074,243           | 172,450              | 198,906              |
| Interest and other income                              | 491                   | 692                 | 963                  | 864                 | 658                 | 875                 | 740                 | 706                 | 841                 | 860                 | 772                 | 934                  | 811                  |
| Loss on asset impairment                               | (25,977)              | (34,923)            | (67,982)             | (45,383)            | (36,722)            | (66,415)            | (66,429)            | (59,046)            | (73,033)            | (363,788)           | (153,234)           | (93,821)             | (59,316)             |
| <b>Total Revenue, Support, and Gains (Losses), Net</b> | <b>3,740,478</b>      | <b>6,307,832</b>    | <b>11,304,823</b>    | <b>10,367,188</b>   | <b>8,671,366</b>    | <b>10,970,726</b>   | <b>7,084,758</b>    | <b>7,863,429</b>    | <b>10,002,245</b>   | <b>9,373,451</b>    | <b>8,593,414</b>    | <b>11,776,397</b>    | <b>8,711,210</b>     |
| <b>Expenses</b>  |                       |                     |                      |                     |                     |                     |                     |                     |                     |                     |                     |                      |                      |
| Program services:                                      |                       |                     |                      |                     |                     |                     |                     |                     |                     |                     |                     |                      |                      |
| General education                                      | 2,961,789             | 3,769,469           | 5,585,001            | 5,175,185           | 4,090,714           | 5,140,544           | 4,151,771           | 4,202,020           | 4,968,800           | 5,542,349           | 5,888,645           | 5,506,523            | 4,728,108            |
| Special education                                      | 1,161,967             | 1,478,835           | 2,191,103            | 2,030,324           | 1,604,865           | 2,016,734           | 1,628,819           | 1,648,533           | 1,949,355           | 2,174,369           | 2,310,228           | 2,160,314            | 1,854,927            |
| <b>Total Program Services</b>                          | <b>4,123,756</b>      | <b>5,248,304</b>    | <b>7,776,104</b>     | <b>7,205,509</b>    | <b>5,695,579</b>    | <b>7,157,278</b>    | <b>5,780,590</b>    | <b>5,850,553</b>    | <b>6,918,155</b>    | <b>7,716,718</b>    | <b>8,198,873</b>    | <b>7,666,837</b>     | <b>6,583,035</b>     |
| Supporting services:                                   |                       |                     |                      |                     |                     |                     |                     |                     |                     |                     |                     |                      |                      |
| General and administrative                             | 420,108               | 584,437             | 929,123              | 858,527             | 671,934             | 857,972             | 770,747             | 732,046             | 932,564             | 939,155             | 871,299             | 1,086,787            | 823,310              |
| <b>Total Expenses</b>                                  | <b>4,543,864</b>      | <b>5,832,741</b>    | <b>8,705,227</b>     | <b>8,064,036</b>    | <b>6,367,513</b>    | <b>8,015,250</b>    | <b>6,551,337</b>    | <b>6,582,599</b>    | <b>7,850,719</b>    | <b>8,655,873</b>    | <b>9,070,172</b>    | <b>8,753,624</b>     | <b>7,406,345</b>     |
| <b>Change in Net Assets</b>                            | <b>(803,386)</b>      | <b>475,091</b>      | <b>2,599,596</b>     | <b>2,303,152</b>    | <b>2,303,853</b>    | <b>2,955,476</b>    | <b>533,421</b>      | <b>1,280,830</b>    | <b>2,151,526</b>    | <b>717,578</b>      | <b>(476,758)</b>    | <b>3,022,773</b>     | <b>1,304,865</b>     |
| <b>Net Assets (Deficit), beginning of year</b>         | <b>(3,130,727)</b>    | <b>3,656,856</b>    | <b>10,935,585</b>    | <b>7,456,370</b>    | <b>6,132,439</b>    | <b>3,423,754</b>    | <b>7,996,288</b>    | <b>6,607,904</b>    | <b>5,656,320</b>    | <b>7,451,661</b>    | <b>(452,956)</b>    | <b>9,913,770</b>     | <b>9,236,888</b>     |
| <b>Net Assets (Deficit), end of year</b>               | <b>\$ (3,934,113)</b> | <b>\$ 4,131,947</b> | <b>\$ 13,535,181</b> | <b>\$ 9,759,522</b> | <b>\$ 8,436,292</b> | <b>\$ 6,379,230</b> | <b>\$ 8,529,709</b> | <b>\$ 7,888,734</b> | <b>\$ 7,807,846</b> | <b>\$ 8,169,239</b> | <b>\$ (929,714)</b> | <b>\$ 12,936,543</b> | <b>\$ 10,541,753</b> |

*See accompanying notes to financial statements.*

## Success Academy Charter Schools - NYC

### Detailed Schedule of Activities by School (Continued) (with comparative schedule for 2021)

*Year ended June 30, 2022*

|  | Far Rockaway        | South Jamaica       | Bronx 1              | Bronx 2              | Bronx 3              | Bronx 4              | MS Harlem West        | MS Harlem North Central | MS Harlem East    | MS Bed Stuy 1         | MS Myrtle             | MS Ditmas Park      |
|--|---------------------|---------------------|----------------------|----------------------|----------------------|----------------------|-----------------------|-------------------------|-------------------|-----------------------|-----------------------|---------------------|
| <b>Revenue, Support, and Gains (Losses), Net</b>       |                     |                     |                      |                      |                      |                      |                       |                         |                   |                       |                       |                     |
| State per-pupil operating revenue                      | \$ 8,729,599        | \$ 8,640,879        | \$ 8,967,171         | \$ 11,133,553        | \$ 10,882,359        | \$ 10,712,926        | \$ 6,697,920          | \$ 8,810,386            | \$ 9,476,428      | \$ 7,491,387          | \$ 4,040,762          | \$ 8,230,911        |
| Government grants                                      | 586,664             | 228,074             | 1,642,470            | 1,161,860            | 1,982,135            | 1,136,772            | 570,712               | 720,226                 | 930,876           | 676,017               | 402,333               | 698,453             |
| Interest and other income                              | 862                 | 1,269               | 847                  | 839                  | 882                  | 884                  | 851                   | 823                     | 988               | 772                   | 584                   | 889                 |
| Loss on asset impairment                               | (76,842)            | (70,495)            | (82,545)             | (87,534)             | (69,011)             | (67,541)             | (83,225)              | (94,993)                | (121,956)         | (99,540)              | (62,127)              | (114,885)           |
| <b>Total Revenue, Support, and Gains (Losses), Net</b> | <b>9,240,283</b>    | <b>8,799,727</b>    | <b>10,527,943</b>    | <b>12,208,718</b>    | <b>12,796,365</b>    | <b>11,783,041</b>    | <b>7,186,258</b>      | <b>9,436,442</b>        | <b>10,286,336</b> | <b>8,068,636</b>      | <b>4,381,552</b>      | <b>8,815,368</b>    |
| <b>Expenses</b>  |                     |                     |                      |                      |                      |                      |                       |                         |                   |                       |                       |                     |
| Program services:                                      |                     |                     |                      |                      |                      |                      |                       |                         |                   |                       |                       |                     |
| General education                                      | 4,744,064           | 4,175,895           | 4,963,710            | 5,244,989            | 5,490,269            | 5,369,529            | 4,574,990             | 5,485,403               | 6,088,867         | 4,943,389             | 3,575,718             | 5,492,792           |
| Special education                                      | 1,861,187           | 1,638,284           | 1,947,358            | 2,057,710            | 2,153,937            | 2,106,569            | 1,794,856             | 2,152,029               | 2,388,779         | 1,939,386             | 1,402,822             | 2,154,928           |
| <b>Total Program Services</b>                          | <b>6,605,251</b>    | <b>5,814,179</b>    | <b>6,911,068</b>     | <b>7,302,699</b>     | <b>7,644,206</b>     | <b>7,476,098</b>     | <b>6,369,846</b>      | <b>7,637,432</b>        | <b>8,477,646</b>  | <b>6,882,775</b>      | <b>4,978,540</b>      | <b>7,647,720</b>    |
| Supporting services:                                   |                     |                     |                      |                      |                      |                      |                       |                         |                   |                       |                       |                     |
| General and administrative                             | 788,935             | 743,062             | 901,517              | 859,182              | 894,658              | 913,973              | 654,553               | 963,614                 | 917,480           | 723,702               | 499,172               | 818,558             |
| <b>Total Expenses</b>                                  | <b>7,394,186</b>    | <b>6,557,241</b>    | <b>7,812,585</b>     | <b>8,161,881</b>     | <b>8,538,864</b>     | <b>8,390,071</b>     | <b>7,024,399</b>      | <b>8,601,046</b>        | <b>9,395,126</b>  | <b>7,606,477</b>      | <b>5,477,712</b>      | <b>8,466,278</b>    |
| <b>Change in Net Assets</b>                            | <b>1,846,097</b>    | <b>2,242,486</b>    | <b>2,715,358</b>     | <b>4,046,837</b>     | <b>4,257,501</b>     | <b>3,392,970</b>     | <b>161,859</b>        | <b>835,396</b>          | <b>891,210</b>    | <b>462,159</b>        | <b>(1,096,160)</b>    | <b>349,090</b>      |
| <b>Net Assets (Deficit), beginning of year</b>         | <b>6,666,797</b>    | <b>3,277,490</b>    | <b>10,876,600</b>    | <b>15,840,001</b>    | <b>9,088,786</b>     | <b>11,212,586</b>    | <b>(2,797,874)</b>    | <b>(4,490,286)</b>      | <b>(30,259)</b>   | <b>(2,863,869)</b>    | <b>(5,602,066)</b>    | <b>(1,226,431)</b>  |
| <b>Net Assets (Deficit), end of year</b>               | <b>\$ 8,512,894</b> | <b>\$ 5,519,976</b> | <b>\$ 13,591,958</b> | <b>\$ 19,886,838</b> | <b>\$ 13,346,287</b> | <b>\$ 14,605,556</b> | <b>\$ (2,636,015)</b> | <b>\$ (3,654,890)</b>   | <b>\$ 860,951</b> | <b>\$ (2,401,710)</b> | <b>\$ (6,698,226)</b> | <b>\$ (877,341)</b> |

*See accompanying notes to financial statements.*

## Success Academy Charter Schools - NYC

### Detailed Schedule of Activities by School (Continued) (with comparative schedule for 2021)

Year ended June 30, 2022

|  | MS East<br>Flatbush | MS LaFayette          | MS Midtown<br>West | MS Hudson<br>Yards  | MS Springfield<br>Gardens | MS Bronx 2          | MS Bronx           | MS Ozone Park       | MS Far<br>Rockaway  | HS Liberal Arts        | HS Liberal Arts<br>Harlem | Success Academy<br>Charter Schools-<br>NYC |
|--|---------------------|-----------------------|--------------------|---------------------|---------------------------|---------------------|--------------------|---------------------|---------------------|------------------------|---------------------------|--|
| <b>Revenue, Support, and Gains (Losses), Net</b>       |                     |                       |                    |                     |                           |                     |                    |                     |                     |                        |                           |  |
| State per-pupil operating revenue                      | \$ 8,197,849        | \$ 3,935,308          | \$ 10,065,151      | \$ 8,574,957        | \$ 7,569,826              | \$ 9,105,050        | \$ 10,284,843      | \$ 4,446,300        | \$ 2,434,504        | \$ 12,846,381          | \$ 2,191,744              | \$364,068,038                              |
| Government grants                                      | 729,616             | 328,854               | 337,732            | 2,459,742           | 234,286                   | 930,108             | 1,278,579          | 147,773             | 354,000             | 1,136,025              | 569,579                   | 35,044,682                                 |
| Interest and other income                              | 726                 | 588                   | 965                | 883                 | 896                       | 827                 | 1,015              | 525                 | 361                 | 1,362                  | 399                       | 110,134                                    |
| Loss on asset impairment                               | (101,455)           | (83,771)              | (114,436)          | (89,709)            | (139,438)                 | (89,845)            | (106,974)          | (103,179)           | (39,261)            | (595,456)              | (96,842)                  | (4,324,303)                                |
| <b>Total Revenue, Support, and Gains (Losses), Net</b> | <b>8,826,736</b>    | <b>4,180,979</b>      | <b>10,289,412</b>  | <b>10,945,873</b>   | <b>7,665,570</b>          | <b>9,946,140</b>    | <b>11,457,463</b>  | <b>4,491,419</b>    | <b>2,749,604</b>    | <b>13,388,312</b>      | <b>2,664,880</b>          | <b>394,898,551</b>                         |
| <b>Expenses</b>  |                     |                       |                    |                     |                           |                     |                    |                     |                     |                        |                           |  |
| Program services:                                      |                     |                       |                    |                     |                           |                     |                    |                     |                     |                        |                           |  |
| General education                                      | 4,993,957           | 3,118,510             | 5,663,476          | 6,033,095           | 4,866,299                 | 4,789,967           | 6,079,520          | 2,994,313           | 1,835,686           | 9,196,256              | 2,810,022                 | 221,008,619                                |
| Special education                                      | 1,959,225           | 1,223,451             | 2,221,890          | 2,366,898           | 1,909,142                 | 1,879,196           | 2,385,112          | 1,174,726           | 720,175             | 3,607,868              | 1,102,425                 | 86,705,909                                 |
| <b>Total Program Services</b>                          | <b>6,953,182</b>    | <b>4,341,961</b>      | <b>7,885,366</b>   | <b>8,399,993</b>    | <b>6,775,441</b>          | <b>6,669,163</b>    | <b>8,464,632</b>   | <b>4,169,039</b>    | <b>2,555,861</b>    | <b>12,804,124</b>      | <b>3,912,447</b>          | <b>307,714,528</b>                         |
| Supporting services:                                   |                     |                       |                    |                     |                           |                     |                    |                     |                     |                        |                           |  |
| General and administrative                             | 773,142             | 462,691               | 950,169            | 935,034             | 818,706                   | 732,666             | 918,327            | 477,962             | 282,540             | 1,349,971              | 447,425                   | 34,547,926                                 |
| <b>Total Expenses</b>                                  | <b>7,726,324</b>    | <b>4,804,652</b>      | <b>8,835,535</b>   | <b>9,335,027</b>    | <b>7,594,147</b>          | <b>7,401,829</b>    | <b>9,382,959</b>   | <b>4,647,001</b>    | <b>2,838,401</b>    | <b>14,154,095</b>      | <b>4,359,872</b>          | <b>342,262,454</b>                         |
| <b>Change in Net Assets</b>                            | <b>1,100,412</b>    | <b>(623,673)</b>      | <b>1,453,877</b>   | <b>1,610,846</b>    | <b>71,423</b>             | <b>2,544,311</b>    | <b>2,074,504</b>   | <b>(155,582)</b>    | <b>(88,797)</b>     | <b>(765,783)</b>       | <b>(1,694,992)</b>        | <b>52,636,097</b>                          |
| <b>Net Assets (Deficit), beginning of year</b>         | <b>(1,405,034)</b>  | <b>(1,867,354)</b>    | <b>(1,266,036)</b> | <b>(510,235)</b>    | <b>755,076</b>            | <b>(1,147,905)</b>  | <b>(1,702,842)</b> | <b>(275,891)</b>    | <b>(338,051)</b>    | <b>(16,475,837)</b>    | <b>-</b>                  | <b>121,240,805</b>                         |
| <b>Net Assets (Deficit), end of year</b>               | <b>\$ (304,622)</b> | <b>\$ (2,491,027)</b> | <b>\$ 187,841</b>  | <b>\$ 1,100,611</b> | <b>\$ 826,499</b>         | <b>\$ 1,396,406</b> | <b>\$ 371,662</b>  | <b>\$ (431,473)</b> | <b>\$ (426,848)</b> | <b>\$ (17,241,620)</b> | <b>\$ (1,694,992)</b>     | <b>\$173,876,902</b>                       |

\* MS Harlem North West was closed and rolled into Ed Corp.

See accompanying notes to financial statements.

Success Academy Charter Schools - NYC

Detailed Schedule of Activities by School

Year ended June 30, 2021

|  | Ed Corp                | Harlem 1             | Harlem 2             | Harlem 3            | Harlem 4            | Harlem 5            | Harlem 6            | Bed Stuy 1        | Bed Stuy 2          | Cobble Hill       | Williamsburg        | Crown Heights       |
|--|------------------------|----------------------|----------------------|---------------------|---------------------|---------------------|---------------------|-------------------|---------------------|-------------------|---------------------|---------------------|
| <b>Revenue, Support, and Gains, Net</b>        |                        |                      |                      |                     |                     |                     |                     |                   |                     |                   |                     |                     |
| State per-pupil operating revenue              | \$ 689,203             | \$ 9,489,743         | \$ 8,855,124         | \$ 6,861,382        | \$ 6,892,290        | \$ 7,625,705        | \$ 6,600,492        | \$ 6,711,261      | \$ 5,142,179        | \$ 7,750,274      | \$ 7,422,082        | \$ 7,836,014        |
| Government grants                              | 33,239                 | 570,883              | 565,766              | 389,107             | 441,116             | 488,174             | 627,227             | 380,623           | 306,358             | 344,576           | 396,620             | 410,420             |
| Interest and other income                      | 148,754                | 883                  | 579                  | 509                 | 523                 | 602                 | 558                 | 492               | 388                 | 508               | 487                 | 600                 |
| Loss on asset impairment                       | -                      | (100,817)            | (97,845)             | (74,761)            | (75,195)            | (85,529)            | (66,474)            | (73,483)          | (59,299)            | (86,038)          | (81,233)            | (88,092)            |
| <b>Total Revenue, Support, and Gains, Net</b>  | <b>871,196</b>         | <b>9,960,692</b>     | <b>9,323,624</b>     | <b>7,176,237</b>    | <b>7,258,734</b>    | <b>8,028,952</b>    | <b>7,161,803</b>    | <b>7,018,893</b>  | <b>5,389,626</b>    | <b>8,009,320</b>  | <b>7,737,956</b>    | <b>8,158,942</b>    |
| <b>Expenses</b>                                |                        |                      |                      |                     |                     |                     |                     |                   |                     |                   |                     |                     |
| Program services:                              |                        |                      |                      |                     |                     |                     |                     |                   |                     |                   |                     |                     |
| General education                              | 142,113                | 5,430,235            | 4,947,354            | 3,803,267           | 4,277,238           | 4,486,381           | 4,284,195           | 4,289,688         | 3,664,820           | 4,761,939         | 4,444,604           | 4,566,781           |
| Special education                              | 44,920                 | 1,716,434            | 1,563,801            | 1,202,168           | 1,351,985           | 1,418,093           | 1,354,184           | 1,355,920         | 1,158,407           | 1,505,193         | 1,404,888           | 1,443,506           |
| <b>Total Program Services</b>                  | <b>187,033</b>         | <b>7,146,669</b>     | <b>6,511,155</b>     | <b>5,005,435</b>    | <b>5,629,223</b>    | <b>5,904,474</b>    | <b>5,638,379</b>    | <b>5,645,608</b>  | <b>4,823,227</b>    | <b>6,267,132</b>  | <b>5,849,492</b>    | <b>6,010,287</b>    |
| Supporting services:                           |                        |                      |                      |                     |                     |                     |                     |                   |                     |                   |                     |                     |
| General and administrative                     | 13,310                 | 823,421              | 756,697              | 584,048             | 660,658             | 677,045             | 652,638             | 634,985           | 536,888             | 726,117           | 669,623             | 714,034             |
| <b>Total Expenses</b>                          | <b>200,343</b>         | <b>7,970,090</b>     | <b>7,267,852</b>     | <b>5,589,483</b>    | <b>6,289,881</b>    | <b>6,581,519</b>    | <b>6,291,017</b>    | <b>6,280,593</b>  | <b>5,360,115</b>    | <b>6,993,249</b>  | <b>6,519,115</b>    | <b>6,724,321</b>    |
| <b>Change in Net Assets</b>                    | <b>670,853</b>         | <b>1,990,602</b>     | <b>2,055,772</b>     | <b>1,586,754</b>    | <b>968,853</b>      | <b>1,447,433</b>    | <b>870,786</b>      | <b>738,300</b>    | <b>29,511</b>       | <b>1,016,071</b>  | <b>1,218,841</b>    | <b>1,434,621</b>    |
| <b>Net Assets (Deficit), beginning of year</b> | <b>(22,366,664)</b>    | <b>10,073,638</b>    | <b>10,260,244</b>    | <b>6,533,849</b>    | <b>6,444,160</b>    | <b>6,861,853</b>    | <b>852,753</b>      | <b>(99,909)</b>   | <b>(731,562)</b>    | <b>(315,410)</b>  | <b>2,962,912</b>    | <b>4,836,541</b>    |
| <b>Net Assets (Deficit), end of year</b>       | <b>\$ (21,695,811)</b> | <b>\$ 12,064,240</b> | <b>\$ 12,316,016</b> | <b>\$ 8,120,603</b> | <b>\$ 7,413,013</b> | <b>\$ 8,309,286</b> | <b>\$ 1,723,539</b> | <b>\$ 638,391</b> | <b>\$ (702,051)</b> | <b>\$ 700,661</b> | <b>\$ 4,181,753</b> | <b>\$ 6,271,162</b> |

See accompanying notes to financial statements.

**Success Academy Charter Schools - NYC**  
**Detailed Schedule of Activities by School (Continued)**

*Year ended June 30, 2021*

|  | Fort Greene           | Prospect Heights    | Bensonhurst          | Bergen Beach        | Bushwick            | Flatbush            | Upper West          | Hell's Kitchen      | Union Square        | Washington Heights  | Hudson Yards        | Rosedale            | Springfield Gardens |
|--|-----------------------|---------------------|----------------------|---------------------|---------------------|---------------------|---------------------|---------------------|---------------------|---------------------|---------------------|---------------------|---------------------|
| <b>Revenue, Support, and Gains, Net</b>        |                       |                     |                      |                     |                     |                     |                     |                     |                     |                     |                     |                     |                     |
| State per-pupil operating revenue              | \$ 4,241,750          | \$ 6,798,422        | \$ 11,130,344        | \$ 10,158,952       | \$ 9,190,072        | \$ 10,218,581       | \$ 7,604,985        | \$ 8,036,334        | \$ 10,103,765       | \$ 10,276,699       | \$ 7,429,885        | \$ 11,135,956       | \$ 9,633,089        |
| Government grants                              | 258,609               | 343,635             | 479,649              | 511,556             | 580,004             | 572,854             | 272,847             | 405,042             | 363,132             | 500,437             | 2,426,955           | 389,465             | 346,657             |
| Interest and other income                      | 294                   | 645                 | 837                  | 831                 | 797                 | 756                 | 607                 | 732                 | 715                 | 745                 | 620                 | 874                 | 849                 |
| Loss on asset impairment                       | (50,671)              | (76,932)            | (113,587)            | (111,536)           | (97,732)            | (100,340)           | (91,074)            | (90,176)            | (99,705)            | (112,190)           | (67,073)            | (114,680)           | (101,069)           |
| <b>Total Revenue, Support, and Gains, Net</b>  | <b>4,449,982</b>      | <b>7,065,770</b>    | <b>11,497,243</b>    | <b>10,559,803</b>   | <b>9,673,141</b>    | <b>10,691,851</b>   | <b>7,787,365</b>    | <b>8,351,932</b>    | <b>10,367,907</b>   | <b>10,665,691</b>   | <b>9,790,387</b>    | <b>11,411,615</b>   | <b>9,879,526</b>    |
| <b>Expenses</b>                                |                       |                     |                      |                     |                     |                     |                     |                     |                     |                     |                     |                     |                     |
| Program services:                              |                       |                     |                      |                     |                     |                     |                     |                     |                     |                     |                     |                     |                     |
| General education                              | 3,084,093             | 3,966,882           | 5,492,074            | 5,176,139           | 4,822,817           | 5,468,044           | 4,665,021           | 4,459,043           | 5,288,713           | 5,560,812           | 5,677,354           | 5,748,103           | 4,831,310           |
| Special education                              | 974,846               | 1,253,885           | 1,735,980            | 1,636,117           | 1,524,436           | 1,728,385           | 1,474,559           | 1,409,451           | 1,671,700           | 1,757,708           | 1,794,545           | 1,816,908           | 1,527,121           |
| <b>Total Program Services</b>                  | <b>4,058,939</b>      | <b>5,220,767</b>    | <b>7,228,054</b>     | <b>6,812,256</b>    | <b>6,347,253</b>    | <b>7,196,429</b>    | <b>6,139,580</b>    | <b>5,868,494</b>    | <b>6,960,413</b>    | <b>7,318,520</b>    | <b>7,471,899</b>    | <b>7,565,011</b>    | <b>6,358,431</b>    |
| Supporting services:                           |                       |                     |                      |                     |                     |                     |                     |                     |                     |                     |                     |                     |                     |
| General and administrative                     | 474,501               | 608,568             | 863,765              | 808,831             | 748,473             | 840,995             | 695,033             | 685,149             | 810,519             | 852,503             | 808,321             | 886,158             | 753,182             |
| <b>Total Expenses</b>                          | <b>4,533,440</b>      | <b>5,829,335</b>    | <b>8,091,819</b>     | <b>7,621,087</b>    | <b>7,095,726</b>    | <b>8,037,424</b>    | <b>6,834,613</b>    | <b>6,553,643</b>    | <b>7,770,932</b>    | <b>8,171,023</b>    | <b>8,280,220</b>    | <b>8,451,169</b>    | <b>7,111,613</b>    |
| <b>Change in Net Assets</b>                    | <b>(83,458)</b>       | <b>1,236,435</b>    | <b>3,405,424</b>     | <b>2,938,716</b>    | <b>2,577,415</b>    | <b>2,654,427</b>    | <b>952,752</b>      | <b>1,798,289</b>    | <b>2,596,975</b>    | <b>2,494,668</b>    | <b>1,510,167</b>    | <b>2,960,446</b>    | <b>2,767,913</b>    |
| <b>Net Assets (Deficit), beginning of year</b> | <b>(3,047,269)</b>    | <b>2,420,421</b>    | <b>7,530,161</b>     | <b>4,517,654</b>    | <b>3,555,024</b>    | <b>769,327</b>      | <b>7,043,536</b>    | <b>4,809,615</b>    | <b>3,059,345</b>    | <b>4,956,993</b>    | <b>(1,963,123)</b>  | <b>6,953,324</b>    | <b>6,468,975</b>    |
| <b>Net Assets (Deficit), end of year</b>       | <b>\$ (3,130,727)</b> | <b>\$ 3,656,856</b> | <b>\$ 10,935,585</b> | <b>\$ 7,456,370</b> | <b>\$ 6,132,439</b> | <b>\$ 3,423,754</b> | <b>\$ 7,996,288</b> | <b>\$ 6,607,904</b> | <b>\$ 5,656,320</b> | <b>\$ 7,451,661</b> | <b>\$ (452,956)</b> | <b>\$ 9,913,770</b> | <b>\$ 9,236,888</b> |

*See accompanying notes to financial statements.*

**Success Academy Charter Schools - NYC**  
**Detailed Schedule of Activities by School (Continued)**

*Year ended June 30, 2021*

|  | Far Rockaway        | South Jamaica       | Bronx 1              | Bronx 2              | Bronx 3             | Bronx 4              | MS Harlem West        | MS Harlem North Central | MS Harlem East     | MS Harlem North West  | MS Bed Stuy 1         | MS Myrtle             |
|--|---------------------|---------------------|----------------------|----------------------|---------------------|----------------------|-----------------------|-------------------------|--------------------|-----------------------|-----------------------|-----------------------|
| <b>Revenue, Support, and Gains, Net</b>        |                     |                     |                      |                      |                     |                      |                       |                         |                    |                       |                       |                       |
| State per-pupil operating revenue              | \$ 9,272,303        | \$ 7,710,684        | \$ 10,909,976        | \$ 10,783,359        | \$ 11,278,658       | \$ 10,594,328        | \$ 6,402,477          | \$ 6,516,850            | \$ 8,303,977       | \$ 2,863,348          | \$ 6,787,768          | \$ 4,044,987          |
| Government grants                              | 549,724             | 297,230             | 1,143,510            | 680,177              | 769,459             | 403,353              | 402,849               | 420,052                 | 471,489            | 192,287               | 393,589               | 215,952               |
| Interest and other income                      | 710                 | 563                 | 837                  | 853                  | 928                 | 897                  | 487                   | 524                     | 580                | 214                   | 516                   | 292                   |
| Loss on asset impairment                       | (100,761)           | (79,272)            | (109,927)            | (111,596)            | (113,793)           | (113,696)            | (16,745)              | (18,347)                | (20,552)           | (17,218)              | (17,895)              | (11,008)              |
| <b>Total Revenue, Support, and Gains, Net</b>  | <b>9,721,976</b>    | <b>7,929,205</b>    | <b>11,944,396</b>    | <b>11,352,793</b>    | <b>11,935,252</b>   | <b>10,884,882</b>    | <b>6,789,068</b>      | <b>6,919,079</b>        | <b>8,755,494</b>   | <b>3,038,631</b>      | <b>7,163,978</b>      | <b>4,250,223</b>      |
| <b>Expenses</b>                                |                     |                     |                      |                      |                     |                      |                       |                         |                    |                       |                       |                       |
| Program services:                              |                     |                     |                      |                      |                     |                      |                       |                         |                    |                       |                       |                       |
| General education                              | 5,200,822           | 4,292,076           | 5,679,166            | 5,009,864            | 5,305,974           | 5,542,005            | 3,845,909             | 4,605,052               | 5,767,644          | 2,736,370             | 4,609,595             | 3,615,383             |
| Special education                              | 1,643,919           | 1,356,675           | 1,795,118            | 1,583,560            | 1,677,156           | 1,751,763            | 1,215,647             | 1,455,603               | 1,823,085          | 864,934               | 1,457,039             | 1,142,780             |
| <b>Total Program Services</b>                  | <b>6,844,741</b>    | <b>5,648,751</b>    | <b>7,474,284</b>     | <b>6,593,424</b>     | <b>6,983,130</b>    | <b>7,293,768</b>     | <b>5,061,556</b>      | <b>6,060,655</b>        | <b>7,590,729</b>   | <b>3,601,304</b>      | <b>6,066,634</b>      | <b>4,758,163</b>      |
| Supporting services:                           |                     |                     |                      |                      |                     |                      |                       |                         |                    |                       |                       |                       |
| General and administrative                     | 789,150             | 654,818             | 893,678              | 807,981              | 853,384             | 864,687              | 571,036               | 656,321                 | 836,095            | 382,589               | 666,901               | 499,169               |
| <b>Total Expenses</b>                          | <b>7,633,891</b>    | <b>6,303,569</b>    | <b>8,367,962</b>     | <b>7,401,405</b>     | <b>7,836,514</b>    | <b>8,158,455</b>     | <b>5,632,592</b>      | <b>6,716,976</b>        | <b>8,426,824</b>   | <b>3,983,893</b>      | <b>6,733,535</b>      | <b>5,257,332</b>      |
| <b>Change in Net Assets</b>                    | <b>2,088,085</b>    | <b>1,625,636</b>    | <b>3,576,434</b>     | <b>3,951,388</b>     | <b>4,098,738</b>    | <b>2,726,427</b>     | <b>1,156,476</b>      | <b>202,103</b>          | <b>328,670</b>     | <b>(945,262)</b>      | <b>430,443</b>        | <b>(1,007,109)</b>    |
| <b>Net Assets (Deficit), beginning of year</b> | <b>4,578,712</b>    | <b>1,651,854</b>    | <b>7,300,166</b>     | <b>11,888,613</b>    | <b>4,990,048</b>    | <b>8,486,159</b>     | <b>(3,954,350)</b>    | <b>(4,692,389)</b>      | <b>(358,929)</b>   | <b>(7,756,253)</b>    | <b>(3,294,312)</b>    | <b>(4,594,957)</b>    |
| <b>Net Assets (Deficit), end of year</b>       | <b>\$ 6,666,797</b> | <b>\$ 3,277,490</b> | <b>\$ 10,876,600</b> | <b>\$ 15,840,001</b> | <b>\$ 9,088,786</b> | <b>\$ 11,212,586</b> | <b>\$ (2,797,874)</b> | <b>\$ (4,490,286)</b>   | <b>\$ (30,259)</b> | <b>\$ (8,701,515)</b> | <b>\$ (2,863,869)</b> | <b>\$ (5,602,066)</b> |

*See accompanying notes to financial statements.*

Success Academy Charter Schools - NYC

Detailed Schedule of Activities by School (Continued)

Year ended June 30, 2021

|  | MS Ditmas<br>Park     | MS East<br>Flatbush   | MS LaFayette          | MS Midtown<br>West    | MS Hudson<br>Yards  | MS Springfield<br>Gardens | MS Bronx 2            | MS Bronx              | MS Hollis           | MS Far<br>Rockaway  | HS Liberal Arts        | HS Liberal Arts<br>Bronx | Success<br>Academy<br>Charter<br>Schools-NYC |
|--|-----------------------|-----------------------|-----------------------|-----------------------|---------------------|---------------------------|-----------------------|-----------------------|---------------------|---------------------|------------------------|--------------------------|--|
| <b>Revenue, Support, and Gains, Net</b>        |                       |                       |                       |                       |                     |                           |                       |                       |                     |                     |                        |                          |  |
| State per-pupil operating revenue              | \$ 7,116,044          | \$ 5,875,288          | \$ 2,813,443          | \$ 8,431,770          | \$ 7,599,034        | \$ 5,919,318              | \$ 6,856,781          | \$ 10,136,243         | \$ 1,707,902        | \$ 1,036,616        | \$ 7,589,879           | \$ 6,854,524             | \$365,240,140                                |
| Government grants                              | 534,508               | 444,412               | 289,805               | 337,245               | 2,256,923           | 410,627                   | 480,284               | 858,076               | 351,341             | 225,248             | 661,831                | 411,653                  | 25,606,575                                   |
| Interest and other income                      | 526                   | 448                   | 187                   | 591                   | 567                 | 485                       | 535                   | 737                   | 119                 | 72                  | 1,204                  | -                        | 177,057                                      |
| Loss on asset impairment                       | (18,400)              | (15,754)              | (7,544)               | (21,031)              | (19,495)            | (17,146)                  | (9,763)               | (25,603)              | (13,583)            | (3,415)             | (29,476)               |                          | (3,027,551)                                  |
| <b>Total Revenue, Support, and Gains, Net</b>  | <b>7,632,678</b>      | <b>6,304,394</b>      | <b>3,095,891</b>      | <b>8,748,575</b>      | <b>9,837,029</b>    | <b>6,313,284</b>          | <b>7,327,837</b>      | <b>10,969,453</b>     | <b>2,045,779</b>    | <b>1,258,521</b>    | <b>8,223,438</b>       | <b>7,266,177</b>         | <b>387,996,221</b>                           |
| <b>Expenses</b>                                |                       |                       |                       |                       |                     |                           |                       |                       |                     |                     |                        |                          | -  |
| Program services:                              |                       |                       |                       |                       |                     |                           |                       |                       |                     |                     |                        |                          | -  |
| General education                              | 4,583,445             | 4,257,362             | 2,658,729             | 5,461,848             | 5,552,444           | 4,149,145                 | 4,336,884             | 6,147,240             | 1,596,890           | 1,095,763           | 9,566,492              | 1,161,107                | 220,116,229                                  |
| Special education                              | 1,448,774             | 1,345,703             | 840,394               | 1,726,426             | 1,755,063           | 1,311,496                 | 1,370,839             | 1,943,071             | 504,759             | 346,359             | 3,023,856              | 367,012                  | 69,576,171                                   |
| <b>Total Program Services</b>                  | <b>6,032,219</b>      | <b>5,603,065</b>      | <b>3,499,123</b>      | <b>7,188,274</b>      | <b>7,307,507</b>    | <b>5,460,641</b>          | <b>5,707,723</b>      | <b>8,090,311</b>      | <b>2,101,649</b>    | <b>1,442,122</b>    | <b>12,590,348</b>      | <b>1,528,119</b>         | <b>289,692,400</b>                           |
| Supporting services:                           |                       |                       |                       |                       |                     |                           |                       |                       |                     |                     |                        |                          | -  |
| General and administrative                     | 668,446               | 604,962               | 365,216               | 793,412               | 783,160             | 589,884                   | 645,825               | 924,749               | 220,021             | 154,450             | 1,172,771              | 273,243                  | 32,957,410                                   |
| <b>Total Expenses</b>                          | <b>6,700,665</b>      | <b>6,208,027</b>      | <b>3,864,339</b>      | <b>7,981,686</b>      | <b>8,090,667</b>    | <b>6,050,525</b>          | <b>6,353,548</b>      | <b>9,015,060</b>      | <b>2,321,670</b>    | <b>1,596,572</b>    | <b>13,763,119</b>      | <b>1,801,362</b>         | <b>322,649,810</b>                           |
| <b>Change in Net Assets</b>                    | <b>932,013</b>        | <b>96,367</b>         | <b>(768,448)</b>      | <b>766,889</b>        | <b>1,746,362</b>    | <b>262,759</b>            | <b>974,289</b>        | <b>1,954,393</b>      | <b>(275,891)</b>    | <b>(338,051)</b>    | <b>(5,539,681)</b>     | <b>5,464,815</b>         | <b>65,346,411</b>                            |
| <b>Net Assets (Deficit), beginning of year</b> | <b>(2,158,444)</b>    | <b>(1,501,401)</b>    | <b>(1,098,906)</b>    | <b>(2,032,925)</b>    | <b>(2,256,597)</b>  | <b>492,317</b>            | <b>(2,122,194)</b>    | <b>(3,657,235)</b>    | <b>-</b>            | <b>-</b>            | <b>(20,306,169)</b>    | <b>3,905,198</b>         | <b>55,894,394</b>                            |
| <b>Net Assets (Deficit), end of year</b>       | <b>\$ (1,226,431)</b> | <b>\$ (1,405,034)</b> | <b>\$ (1,867,354)</b> | <b>\$ (1,266,036)</b> | <b>\$ (510,235)</b> | <b>\$ 755,076</b>         | <b>\$ (1,147,905)</b> | <b>\$ (1,702,842)</b> | <b>\$ (275,891)</b> | <b>\$ (338,051)</b> | <b>\$ (25,845,850)</b> | <b>\$ 9,370,013</b>      | <b>\$121,240,805</b>                         |

See accompanying notes to financial statements.

\* Bed Stuy 3, MS Harlem Central, MS Cobble Hill and MS Williamsburg were closed and net asset balance was rolled into Ed Corp. Bronx 1 and MS Bronx 3 were closed and net asset balance was rolled into MS Bronx.

# Success Academy Charter Schools - NYC

## Schedule of Expenditures of Federal Awards

Year ended June 30, 2022

| Federal Grantor/Pass-Through Grantor/<br>Program or Cluster Title   | Federal<br>Assistance<br>Listing Number | Pass-Through<br>Entity<br>Identifying<br>Number | Provided to<br>Subrecipients | Total Federal<br>Expenditures |
|---|---|---|------------------------------|-------------------------------|
| <b>U.S. Department of Education</b>   |   |   |                              |                               |
| Passed through the New York State<br>Education Department:  |   |   |                              |                               |
| Title I Grants to Local Educational<br>Agencies (Title I Part A of the<br>ESEA)                               | 84.010                                  | Not Applicable                                  | \$ -                         | \$ 6,223,946                  |
| Supporting Effective Instruction<br>State Grants  | 84.367                                  | Not Applicable                                  | -                            | 778,664                       |
| Student Support and Academic<br>Enrichment Program  | 84.424                                  | Not Applicable                                  | -                            | 496,714                       |
| Elementary and Secondary School<br>Emergency Relief Fund  | 84.425D                                 | Not Applicable                                  | -                            | 6,409,417                     |
| American Rescue Plan -<br>Elementary and Secondary School<br>Emergency Relief                                 | 84.425U                                 | Not Applicable                                  | -                            | 14,384,573                    |
| Passed through the New York City<br>Department of Education:  |   |   |                              |                               |
| Special Education Cluster (IDEA):<br>Special Education - Grants to<br>States (IDEA, Part B)                   | 84.027                                  | Not Applicable                                  | -                            | 1,976,197                     |
| Passed through Success Academy<br>Charter Schools, Inc.:  |   |   |                              |                               |
| Charter Schools - Grants for<br>Replication and Expansion of<br>High-Quality Charter Schools<br>Program - CSP | 84.282M                                 | Not Applicable                                  | -                            | 592,028                       |
| <b>Total U.S. Department of Education</b>   |   |   | -                            | <b>30,861,539</b>             |
| <b>Total Expenditures of Federal Awards</b>   |   |   | \$ -                         | <b>\$ 30,861,539</b>          |

The accompanying notes are an integral part of this schedule.



# Success Academy Charter Schools - NYC

## Notes to Schedule of Expenditures of Federal Awards Year Ended June 30, 2022

---

### 1. Basis of Presentation

The accompanying Schedule of Expenditures of Federal Awards (the Schedule) includes the federal award activity of Success Academy Charter Schools - NYC (SACS-NYC) under programs of the federal government for the year ended June 30, 2022. The information in this Schedule is presented in accordance with the requirements of Title 2 U.S. *Code of Federal Regulations* Part 200, *Uniform Administrative Requirements, Cost Principles, and Audit Requirements for Federal Awards* (Uniform Guidance). Because the Schedule presents only a selected portion of the operations of SACS-NYC, it is not intended to and does not present the financial position, changes in net assets, or cash flows of SACS-NYC.

### 2. Summary of Significant Accounting Policies

Expenditures reported on the Schedule are reported on the accrual basis of accounting. Such expenditures are recognized following the cost principles contained in the Uniform Guidance, wherein certain types of expenditures are not allowable or limited as to reimbursement.

### 3. Indirect Cost Rate

SACS-NYC has elected not to use the 10% de minimis indirect cost rate allowed under the Uniform Guidance.



Tel: 212-371-4446  
Fax: 212-371-9374  
www.bdo.com

622 Third Ave, Suite 3100  
New York, NY 10017

## **Independent Auditor's Report on Internal Control Over Financial Reporting and on Compliance and Other Matters Based on an Audit of Financial Statements Performed in Accordance with *Government Auditing Standards***

The Board of Trustees  
Success Academy Charter Schools - NYC  
New York, New York

We have audited, in accordance with the auditing standards generally accepted in the United States of America and the standards applicable to financial audits contained in *Government Auditing Standards* issued by the Comptroller General of the United States, the financial statements of Success Academy Charter Schools - NYC (SACS-NYC), which comprise the statement of financial position as of June 30, 2022, the related statements of activities, functional expenses, and cash flows for the year then ended, and the related notes to the financial statements, and have issued our report thereon dated October 4, 2022.

### **Report on Internal Control Over Financial Reporting**

In planning and performing our audit of the financial statements, we considered SACS-NYC's internal control over financial reporting (internal control) as a basis for designing audit procedures that are appropriate in the circumstances for the purpose of expressing our opinion on the financial statements, but not for the purpose of expressing an opinion on the effectiveness of SACS-NYC's internal control. Accordingly, we do not express an opinion on the effectiveness of SACS-NYC's internal control.

*A deficiency in internal control* exists when the design or operation of a control does not allow management or employees, in the normal course of performing their assigned functions, to prevent, or detect and correct, misstatements on a timely basis. A *material weakness* is a deficiency, or a combination of deficiencies, in internal control, such that there is a reasonable possibility that a material misstatement of the entity's financial statements will not be prevented, or detected and corrected, on a timely basis. A *significant deficiency* is a deficiency, or a combination of deficiencies, in internal control that is less severe than a material weakness, yet important enough to merit attention by those charged with governance.

Our consideration of internal control was for the limited purpose described in the first paragraph of this section and was not designed to identify all deficiencies in internal control that might be material weaknesses or significant deficiencies. Given these limitations, during our audit we did not identify any deficiencies in internal control that we consider to be material weaknesses. However, material weaknesses or significant deficiencies may exist that have not been identified.



## Report on Compliance and Other Matters

As part of obtaining reasonable assurance about whether SACS-NYC's financial statements are free from material misstatement, we performed tests of its compliance with certain provisions of laws, regulations, contracts, and grant agreements, noncompliance with which could have a direct and material effect on the financial statements. However, providing an opinion on compliance with those provisions was not an objective of our audit, and accordingly, we do not express such an opinion. The results of our tests disclosed no instances of noncompliance or other matters that are required to be reported under *Government Auditing Standards*.

## Purpose of This Report

The purpose of this report is solely to describe the scope of our testing of internal control and compliance and the results of that testing, and not to provide an opinion on the effectiveness of SACS-NYC's internal control or on compliance. This report is an integral part of an audit performed in accordance with *Government Auditing Standards* in considering SACS-NYC's internal control and compliance. Accordingly, this communication is not suitable for any other purpose.

BDO USA, LLP

October 4, 2022



Tel: 212-371-4446  
Fax: 212-371-9374  
www.bdo.com

622 Third Ave, Suite 3100  
New York, NY 10017

## **Independent Auditor's Report on Compliance for Each Major Federal Program and Report on Internal Control Over Compliance Required by the Uniform Guidance**

The Board of Trustees  
Success Academy Charter Schools - NYC  
New York, New York

### **Report on Compliance for Each Major Federal Program**

#### ***Opinion on Each Major Federal Program***

We have audited Success Academy Charter Schools - NYC's (SACS-NYC) compliance with the types of compliance requirements identified as subject to audit in the *OMB Compliance Supplement* that could have a direct and material effect on each of SACS-NYC's major federal programs for the year ended June 30, 2022. SACS-NYC's major federal programs are identified in the summary of auditor's results section of the accompanying schedule of findings and questioned costs.

In our opinion, SACS-NYC complied, in all material respects, with the compliance requirements referred to above that could have a direct and material effect on each of its major federal programs for the year ended June 30, 2022.

#### ***Basis for Opinion on Each Major Federal Program***

We conducted our audit of compliance in accordance with auditing standards generally accepted in the United States of America (GAAS); the standards applicable to financial audits contained in *Government Auditing Standards* issued by the Comptroller General of the United States; and the audit requirements of Title 2 U.S. *Code of Federal Regulations* Part 200, *Uniform Administrative Requirements, Cost Principles, and Audit Requirements for Federal Awards* (Uniform Guidance). Our responsibilities under those standards and the Uniform Guidance are further described in the Auditor's Responsibilities for the Audit of Compliance section of our report.

We are required to be independent of SACS-NYC and to meet our other ethical responsibilities, in accordance with relevant ethical requirements relating to our audit. We believe the audit evidence we have obtained is sufficient and appropriate to provide a basis for our opinion on compliance for each major federal program. Our audit does not provide a legal determination of SACS-NYC's compliance with the compliance requirements referred to above.

#### ***Responsibilities of Management for Compliance***

Management is responsible for compliance with the requirements referred to above and for the design, implementation, and maintenance of effective internal control over compliance with the requirements of laws, statutes, regulations, rules, and provisions of contracts or grant agreements applicable to SACS-NYC's federal programs.



### ***Auditor's Responsibilities for the Audit of Compliance***

Our objectives are to obtain reasonable assurance about whether material noncompliance with the compliance requirements referred to above occurred, whether due to fraud or error, and express an opinion on SACS-NYC's compliance based on our audit. Reasonable assurance is a high level of assurance but is not absolute assurance and, therefore, is not a guarantee that an audit conducted in accordance with GAAS, *Government Auditing Standards*, and the Uniform Guidance will always detect material noncompliance when it exists. The risk of not detecting material noncompliance resulting from fraud is higher than for that resulting from error, as fraud may involve collusion, forgery, intentional omissions, misrepresentations, or the override of internal control. Noncompliance with the compliance requirements referred to above is considered material if there is a substantial likelihood that, individually or in the aggregate, it would influence the judgment made by a reasonable user of the report on compliance about SACS-NYC's compliance with the requirements of each major federal program as a whole.

In performing an audit in accordance with GAAS, *Government Auditing Standards*, and the Uniform Guidance, we:

- Exercise professional judgment and maintain professional skepticism throughout the audit.
- Identify and assess the risks of material noncompliance, whether due to fraud or error, and design and perform audit procedures responsive to those risks. Such procedures include examining, on a test basis, evidence regarding SACS-NYC's compliance with the compliance requirements referred to above and performing such other procedures as we considered necessary in the circumstances.
- Obtain an understanding of SACS-NYC's internal control over compliance relevant to the audit in order to design audit procedures that are appropriate in the circumstances and to test and report on internal control over compliance in accordance with the Uniform Guidance, but not for the purpose of expressing an opinion on the effectiveness of SACS-NYC's internal control over compliance. Accordingly, no such opinion is expressed.

We are required to communicate with those charged with governance regarding, among other matters, the planned scope and timing of the audit and any significant deficiencies and material weaknesses in internal control over compliance that we identified during the audit.



## Report on Internal Control Over Compliance

A *deficiency in internal control over compliance* exists when the design or operation of a control over compliance does not allow management or employees, in the normal course of performing their assigned functions, to prevent, or detect and correct, noncompliance with a type of compliance requirement of a federal program on a timely basis. A *material weakness in internal control over compliance* is a deficiency, or a combination of deficiencies, in internal control over compliance, such that there is a reasonable possibility that material noncompliance with a type of compliance requirement of a federal program will not be prevented, or detected and corrected, on a timely basis. A *significant deficiency in internal control over compliance* is a deficiency, or a combination of deficiencies, in internal control over compliance with a type of compliance requirement of a federal program that is less severe than a material weakness in internal control over compliance, yet important enough to merit attention by those charged with governance.

Our consideration of internal control over compliance was for the limited purpose described in the Auditor's Responsibilities for the Audit of Compliance section above and was not designed to identify all deficiencies in internal control over compliance that might be material weaknesses or significant deficiencies in internal control over compliance. Given these limitations, during our audit we did not identify any deficiencies in internal control over compliance that we consider to be material weaknesses, as defined above. However, material weaknesses or significant deficiencies in internal control over compliance may exist that have not been identified.

Our audit was not designed for the purpose of expressing an opinion on the effectiveness of internal control over compliance. Accordingly, no such opinion is expressed.

The purpose of this report on internal control over compliance is solely to describe the scope of our testing of internal control over compliance and the results of that testing based on the requirements of the Uniform Guidance. Accordingly, this report is not suitable for any other purpose.

BDO USA, LLP

October 4, 2022

# Success Academy Charter Schools - NYC

## Schedule of Findings and Questioned Costs Year Ended June 30, 2022

---

### Section 1. Summary of Auditor's Results

#### Financial Statements

Type of report the auditor issued on whether the financial statements audited were prepared in accordance with U.S. GAAP:  
Internal control over financial reporting:

Unmodified

- Material weakness(es) identified? ☐ Yes ☒ No
- Significant deficiency(ies) identified? ☐ Yes ☒ None reported
- Noncompliance material to financial statements noted? ☐ Yes ☒ No

#### Federal Awards

Internal control over major federal programs:

- Material weakness(es) identified? ☐ Yes ☒ No
- Significant deficiency(ies) identified? ☐ Yes ☒ None reported

Type of auditor's report issued on compliance for major federal programs:

Unmodified

Any audit findings disclosed that are required to be reported in accordance with 2 CFR 200.516(a)?

☐ Yes ☒ No

Identification of major federal programs:

| Assistance Listing Number | Name of Federal Program or Cluster  |
|---------------------------|---|
| 84.425D                   | Elementary and Secondary School<br>Emergency Relief Fund                      |
| 84.425U                   | American Rescue Plan -<br>Elementary and Secondary School<br>Emergency Relief |

Dollar threshold used to distinguish between Type A and Type B programs:

\$925,846

Auditee qualified as low-risk auditee?

☒ Yes ☐ No

### Section 2. Financial Statement Findings

There were no findings related to the financial statements that are required to be reported in accordance with generally accepted government auditing standards.

### Section 3. Federal Award Findings and Questioned Costs

There were no findings and questioned costs for federal awards (as defined in 2 CFR 200.516(a)) that are required to be reported.

---

|   |
|---|
| <b>Disclosure of Financial Interest by a Current<br/>or Former Trustees</b> |
|---|

**Trustee Name:**

SULEMAN LUNAT

---

**Name of Charter School Education Corporation:**

Success Academy Charter Schools - NYC

---

1. List all positions held on the education corporation Board of Trustees ("Board") (e.g., chair, vice-chair, treasurer, secretary, parent representative, etc.).

Secretary

2. Are you related, by blood or marriage, to any person employed by the school and/or education corporation?

☐ Yes ☒ No

If **Yes**, please describe the nature of your relationship and the person's position, job description, and other responsibilities with the school.

3. Are you related by blood, or marriage, or legal adoption/guardianship to any student currently enrolled in the school and/or education corporation?

☐ Yes ☒ No

If **Yes**, please describe the nature of your relationship and if the student could benefit from your participation.



4. Are you related, by blood or marriage, to any person that could otherwise benefit from your participation as a board member of the education corporation?

☐ Yes ☒ No

If **Yes**, please describe the nature of your relationship and if this person could benefit from your participation.

5. Are you a past, current, or prospective employee of the charter school, education corporation, and/or an entity that provides comprehensive management services ("CMO"), whether for-profit or not-for-profit, which contracts, or may contract, with the charter school or education corporation; or do you serve as an employee, officer, or director of, or own a controlling interest in, a business or entity that contracts, or does business with, or plans to contract or do business with, the charter school, education corporation, and/or a CMO, whether for-profit or not-for-profit, including, but not limited to, the lease of real or personal property to the said entities?

☐ Yes ☒ No

If **Yes**, please provide a description of the position(s) you hold, your responsibilities, your salary and your start date.

6. Identify each interest/transaction (and provide the requested information) that you, any of your immediate family members, and/or any persons who you reside with have held or engaged in with the charter school(s) operated by the education corporation during the time you have served on the Board, and in the six months prior to such service. If there has been no such interest or transaction, check **None**.

☒ **None**

| Date(s) | Nature of financial interest / transaction | Steps taken to avoid a conflict of interest, (e.g., did not vote, did not participate in discussion) | Name of person holding interest or engaging in transaction and relationship to you |
|---------|--|--|--|
|         |  |  |  |

7. Identify each individual, business, corporation, union association, firm, partnership, franchise holding company, joint-stock company, business or real estate trust, non-profit organization, or other organization or group of people doing business with the school(s) operated by the education corporation **and** in which such entity, during the time of your tenure as a trustee, you and/or your immediate family member(s) or person(s) you reside with had a financial interest or other relationship. If you are a member, director, officer, or employee of an organization formally partnered with the school(s) that is/are doing business with the school(s) through a management or services agreement, please identify only the name of the organization, your position in the organization, and the relationship between such organization and the school(s). If there was no financial interest, check **None**.

☒ **None**

| Organization conducting business with the school(s) | Nature of business conducted | Approximate value of the business conducted | Name of Trustee and/or immediate family member of household holding an interest in the organization conducting business with the school(s) and the nature of the interest | Steps taken to avoid conflict of interest |
|---|------------------------------|---|---|---|
|   |                              |   |   |   |

  
Suleman E Lunat (Jun 13, 2022 08:49 EDT)

Jun 13, 2022

---


**Signature**

**Date**

Acceptable signature formats include:

- Digitally certified PDF signature
- Print form, manually sign, scan to PDF

*This document is considered a public record and, as such, may be made available to members of the public upon request under the Freedom of Information Law. The personal contact information provided below will be redacted.*



*last revised 04/2022*

|   |
|---|
| <b>Disclosure of Financial Interest by a Current<br/>or Former Trustees</b> |
|---|

**Trustee Name:**

Derrell Bradford

---

**Name of Charter School Education Corporation:**

Success Academy Charter Schools - NYC

---

1. List all positions held on the education corporation Board of Trustees ("Board") (e.g., chair, vice-chair, treasurer, secretary, parent representative, etc.).

Board

2. Are you related, by blood or marriage, to any person employed by the school and/or education corporation?

☐ Yes ☒ No

If **Yes**, please describe the nature of your relationship and the person's position, job description, and other responsibilities with the school.

3. Are you related by blood, or marriage, or legal adoption/guardianship to any student currently enrolled in the school and/or education corporation?

☐ Yes ☒ No

If **Yes**, please describe the nature of your relationship and if the student could benefit from your participation.



4. Are you related, by blood or marriage, to any person that could otherwise benefit from your participation as a board member of the education corporation?

☐ Yes ☒ No

If **Yes**, please describe the nature of your relationship and if this person could benefit from your participation.

5. Are you a past, current, or prospective employee of the charter school, education corporation, and/or an entity that provides comprehensive management services ("CMO"), whether for-profit or not-for-profit, which contracts, or may contract, with the charter school or education corporation; or do you serve as an employee, officer, or director of, or own a controlling interest in, a business or entity that contracts, or does business with, or plans to contract or do business with, the charter school, education corporation, and/or a CMO, whether for-profit or not-for-profit, including, but not limited to, the lease of real or personal property to the said entities?

☐ Yes ☒ No

If **Yes**, please provide a description of the position(s) you hold, your responsibilities, your salary and your start date.

6. Identify each interest/transaction (and provide the requested information) that you, any of your immediate family members, and/or any persons who you reside with have held or engaged in with the charter school(s) operated by the education corporation during the time you have served on the Board, and in the six months prior to such service. If there has been no such interest or transaction, check **None**.

☒ **None**

| Date(s) | Nature of financial interest / transaction | Steps taken to avoid a conflict of interest, (e.g., did not vote, did not participate in discussion) | Name of person holding interest or engaging in transaction and relationship to you |
|---------|--|--|--|
|         |  |  |  |

7. Identify each individual, business, corporation, union association, firm, partnership, franchise holding company, joint-stock company, business or real estate trust, non-profit organization, or other organization or group of people doing business with the school(s) operated by the education corporation **and** in which such entity, during the time of your tenure as a trustee, you and/or your immediate family member(s) or person(s) you reside with had a financial interest or other relationship. If you are a member, director, officer, or employee of an organization formally partnered with the school(s) that is/are doing business with the school(s) through a management or services agreement, please identify only the name of the organization, your position in the organization, and the relationship between such organization and the school(s). If there was no financial interest, check **None**.

☒ **None**

| Organization conducting business with the school(s) | Nature of business conducted | Approximate value of the business conducted | Name of Trustee and/or immediate family member of household holding an interest in the organization conducting business with the school(s) and the nature of the interest | Steps taken to avoid conflict of interest |
|---|------------------------------|---|---|---|
|   |                              |   |   |   |



Derrell Bradford  
Derrell Bradford (May 20, 2022 13:06 EDT)

May 20, 2022

---


**Signature**

**Date**

Acceptable signature formats include:

- Digitally certified PDF signature
- Print form, manually sign, scan to PDF

*This document is considered a public record and, as such, may be made available to members of the public upon request under the Freedom of Information Law. The personal contact information provided below will be redacted.*



*last revised 04/2022*

|   |
|---|
| <b>Disclosure of Financial Interest by a Current<br/>or Former Trustees</b> |
|---|

**Trustee Name:**

Edwin Cespedes

---

**Name of Charter School Education Corporation:**

Success Academy Charter Schools - NYC

---

1. List all positions held on the education corporation Board of Trustees ("Board") (e.g., chair, vice-chair, treasurer, secretary, parent representative, etc.).

Parent Representative

2. Are you related, by blood or marriage, to any person employed by the school and/or education corporation?

☐ Yes ☒ No

If **Yes**, please describe the nature of your relationship and the person's position, job description, and other responsibilities with the school.

3. Are you related by blood, or marriage, or legal adoption/guardianship to any student currently enrolled in the school and/or education corporation?

☒ Yes ☐ No

If **Yes**, please describe the nature of your relationship and if the student could benefit from your participation.

Athena Cespedes - Daughter

Athos Cespedes - Son

No benefit

4. Are you related, by blood or marriage, to any person that could otherwise benefit from your participation as a board member of the education corporation?

☐ Yes ☒ No

If **Yes**, please describe the nature of your relationship and if this person could benefit from your participation.

5. Are you a past, current, or prospective employee of the charter school, education corporation, and/or an entity that provides comprehensive management services ("CMO"), whether for-profit or not-for-profit, which contracts, or may contract, with the charter school or education corporation; or do you serve as an employee, officer, or director of, or own a controlling interest in, a business or entity that contracts, or does business with, or plans to contract or do business with, the charter school, education corporation, and/or a CMO, whether for-profit or not-for-profit, including, but not limited to, the lease of real or personal property to the said entities?

☐ Yes ☒ No

If **Yes**, please provide a description of the position(s) you hold, your responsibilities, your salary and your start date.

6. Identify each interest/transaction (and provide the requested information) that you, any of your immediate family members, and/or any persons who you reside with have held or engaged in with the charter school(s) operated by the education corporation during the time you have served on the Board, and in the six months prior to such service. If there has been no such interest or transaction, check **None**.

☒ **None**

| Date(s) | Nature of financial interest / transaction | Steps taken to avoid a conflict of interest, (e.g., did not vote, did not participate in discussion) | Name of person holding interest or engaging in transaction and relationship to you |
|---------|--|--|--|
|         |  |  |  |



7. Identify each individual, business, corporation, union association, firm, partnership, franchise holding company, joint-stock company, business or real estate trust, non-profit organization, or other organization or group of people doing business with the school(s) operated by the education corporation **and** in which such entity, during the time of your tenure as a trustee, you and/or your immediate family member(s) or person(s) you reside with had a financial interest or other relationship. If you are a member, director, officer, or employee of an organization formally partnered with the school(s) that is/are doing business with the school(s) through a management or services agreement, please identify only the name of the organization, your position in the organization, and the relationship between such organization and the school(s). If there was no financial interest, check **None**.

☒ **None**

| Organization conducting business with the school(s) | Nature of business conducted | Approximate value of the business conducted | Name of Trustee and/or immediate family member of household holding an interest in the organization conducting business with the school(s) and the nature of the interest | Steps taken to avoid conflict of interest |
|---|------------------------------|---|---|---|
|   |                              |   |   |   |

Edwin Cespedes  
Edwin Cespedes (May 23, 2022 01:30 EDT)

May 23, 2022

---


**Signature**

**Date**

Acceptable signature formats include:

- Digitally certified PDF signature
- Print form, manually sign, scan to PDF

*This document is considered a public record and, as such, may be made available to members of the public upon request under the Freedom of Information Law. The personal contact information provided below will be redacted.*



*last revised 04/2022*

|   |
|---|
| <b>Disclosure of Financial Interest by a Current<br/>or Former Trustees</b> |
|---|

**Trustee Name:**

Samuel Cole

---

**Name of Charter School Education Corporation:**

Success Academy Charter Schools - NYC

---

1. List all positions held on the education corporation Board of Trustees ("Board") (e.g., chair, vice-chair, treasurer, secretary, parent representative, etc.).

Trustee

2. Are you related, by blood or marriage, to any person employed by the school and/or education corporation?

☐ Yes ☒ No

If **Yes**, please describe the nature of your relationship and the person's position, job description, and other responsibilities with the school.

3. Are you related by blood, or marriage, or legal adoption/guardianship to any student currently enrolled in the school and/or education corporation?

☐ Yes ☒ No

If **Yes**, please describe the nature of your relationship and if the student could benefit from your participation.

4. Are you related, by blood or marriage, to any person that could otherwise benefit from your participation as a board member of the education corporation?

☐ Yes ☒ No

If **Yes**, please describe the nature of your relationship and if this person could benefit from your participation.

5. Are you a past, current, or prospective employee of the charter school, education corporation, and/or an entity that provides comprehensive management services ("CMO"), whether for-profit or not-for-profit, which contracts, or may contract, with the charter school or education corporation; or do you serve as an employee, officer, or director of, or own a controlling interest in, a business or entity that contracts, or does business with, or plans to contract or do business with, the charter school, education corporation, and/or a CMO, whether for-profit or not-for-profit, including, but not limited to, the lease of real or personal property to the said entities?

☐ Yes ☒ No

If **Yes**, please provide a description of the position(s) you hold, your responsibilities, your salary and your start date.



6. Identify each interest/transaction (and provide the requested information) that you, any of your immediate family members, and/or any persons who you reside with have held or engaged in with the charter school(s) operated by the education corporation during the time you have served on the Board, and in the six months prior to such service. If there has been no such interest or transaction, check **None**.

☒ **None**

| Date(s) | Nature of financial interest / transaction | Steps taken to avoid a conflict of interest, (e.g., did not vote, did not participate in discussion) | Name of person holding interest or engaging in transaction and relationship to you |
|---------|--|--|--|
|         |  |  |  |

7. Identify each individual, business, corporation, union association, firm, partnership, franchise holding company, joint-stock company, business or real estate trust, non-profit organization, or other organization or group of people doing business with the school(s) operated by the education corporation **and** in which such entity, during the time of your tenure as a trustee, you and/or your immediate family member(s) or person(s) you reside with had a financial interest or other relationship. If you are a member, director, officer, or employee of an organization formally partnered with the school(s) that is/are doing business with the school(s) through a management or services agreement, please identify only the name of the organization, your position in the organization, and the relationship between such organization and the school(s). If there was no financial interest, check **None**.

☒ **None**

| Organization conducting business with the school(s) | Nature of business conducted | Approximate value of the business conducted | Name of Trustee and/or immediate family member of household holding an interest in the organization conducting business with the school(s) and the nature of the interest | Steps taken to avoid conflict of interest |
|---|------------------------------|---|---|---|
|   |                              |   |   |   |

Samuel A. Cole  
Samuel A. Cole (May 20, 2022 14:45 EDT)

May 20, 2022

---


**Signature**

**Date**

Acceptable signature formats include:

- Digitally certified PDF signature
- Print form, manually sign, scan to PDF

*This document is considered a public record and, as such, may be made available to members of the public upon request under the Freedom of Information Law. The personal contact information provided below will be redacted.*



*last revised 04/2022*

|   |
|---|
| <b>Disclosure of Financial Interest by a Current<br/>or Former Trustees</b> |
|---|

**Trustee Name:**

Scott Friedman

---

**Name of Charter School Education Corporation:**

Success Academy Charter Schools - NYC

---

1. List all positions held on the education corporation Board of Trustees ("Board") (e.g., chair, vice-chair, treasurer, secretary, parent representative, etc.).

Vice-Chair, Treasurer

2. Are you related, by blood or marriage, to any person employed by the school and/or education corporation?

☐ Yes ☒ No

If **Yes**, please describe the nature of your relationship and the person's position, job description, and other responsibilities with the school.

3. Are you related by blood, or marriage, or legal adoption/guardianship to any student currently enrolled in the school and/or education corporation?

☐ Yes ☒ No

If **Yes**, please describe the nature of your relationship and if the student could benefit from your participation.

4. Are you related, by blood or marriage, to any person that could otherwise benefit from your participation as a board member of the education corporation?

☐ Yes ☒ No

If **Yes**, please describe the nature of your relationship and if this person could benefit from your participation.

5. Are you a past, current, or prospective employee of the charter school, education corporation, and/or an entity that provides comprehensive management services ("CMO"), whether for-profit or not-for-profit, which contracts, or may contract, with the charter school or education corporation; or do you serve as an employee, officer, or director of, or own a controlling interest in, a business or entity that contracts, or does business with, or plans to contract or do business with, the charter school, education corporation, and/or a CMO, whether for-profit or not-for-profit, including, but not limited to, the lease of real or personal property to the said entities?

☐ Yes ☒ No

If **Yes**, please provide a description of the position(s) you hold, your responsibilities, your salary and your start date.



6. Identify each interest/transaction (and provide the requested information) that you, any of your immediate family members, and/or any persons who you reside with have held or engaged in with the charter school(s) operated by the education corporation during the time you have served on the Board, and in the six months prior to such service. If there has been no such interest or transaction, check **None**.


☒ **None**

| Date(s) | Nature of financial interest / transaction | Steps taken to avoid a conflict of interest, (e.g., did not vote, did not participate in discussion) | Name of person holding interest or engaging in transaction and relationship to you |
|---------|--|--|--|
|         |  |  |  |

7. Identify each individual, business, corporation, union association, firm, partnership, franchise holding company, joint-stock company, business or real estate trust, non-profit organization, or other organization or group of people doing business with the school(s) operated by the education corporation **and** in which such entity, during the time of your tenure as a trustee, you and/or your immediate family member(s) or person(s) you reside with had a financial interest or other relationship. If you are a member, director, officer, or employee of an organization formally partnered with the school(s) that is/are doing business with the school(s) through a management or services agreement, please identify only the name of the organization, your position in the organization, and the relationship between such organization and the school(s). If there was no financial interest, check **None**.

☒ **None**

| Organization conducting business with the school(s) | Nature of business conducted | Approximate value of the business conducted | Name of Trustee and/or immediate family member of household holding an interest in the organization conducting business with the school(s) and the nature of the interest | Steps taken to avoid conflict of interest |
|---|------------------------------|---|---|---|
|   |                              |   |   |   |

  
\_\_\_\_\_  
Scott Friedman (May 23, 2022 10:43 EDT)

May 23, 2022

---


**Signature**

**Date**

Acceptable signature formats include:

- Digitally certified PDF signature
- Print form, manually sign, scan to PDF

*This document is considered a public record and, as such, may be made available to members of the public upon request under the Freedom of Information Law. The personal contact information provided below will be redacted.*



*last revised 04/2022*



|   |
|---|
| <b>Disclosure of Financial Interest by a Current<br/>or Former Trustees</b> |
|---|

**Trustee Name:**

Aaron Kinnari

---

**Name of Charter School Education Corporation:**

Success Academy Charter Schools - NYC

---

1. List all positions held on the education corporation Board of Trustees ("Board") (e.g., chair, vice-chair, treasurer, secretary, parent representative, etc.).

Member

2. Are you related, by blood or marriage, to any person employed by the school and/or education corporation?

☐ Yes ☒ No

If **Yes**, please describe the nature of your relationship and the person's position, job description, and other responsibilities with the school.

3. Are you related by blood, or marriage, or legal adoption/guardianship to any student currently enrolled in the school and/or education corporation?

☐ Yes ☒ No

If **Yes**, please describe the nature of your relationship and if the student could benefit from your participation.

4. Are you related, by blood or marriage, to any person that could otherwise benefit from your participation as a board member of the education corporation?

☐ Yes ☒ No

If **Yes**, please describe the nature of your relationship and if this person could benefit from your participation.

5. Are you a past, current, or prospective employee of the charter school, education corporation, and/or an entity that provides comprehensive management services ("CMO"), whether for-profit or not-for-profit, which contracts, or may contract, with the charter school or education corporation; or do you serve as an employee, officer, or director of, or own a controlling interest in, a business or entity that contracts, or does business with, or plans to contract or do business with, the charter school, education corporation, and/or a CMO, whether for-profit or not-for-profit, including, but not limited to, the lease of real or personal property to the said entities?

☐ Yes ☒ No

If **Yes**, please provide a description of the position(s) you hold, your responsibilities, your salary and your start date.

6. Identify each interest/transaction (and provide the requested information) that you, any of your immediate family members, and/or any persons who you reside with have held or engaged in with the charter school(s) operated by the education corporation during the time you have served on the Board, and in the six months prior to such service. If there has been no such interest or transaction, check **None**.

☒ **None**

| Date(s) | Nature of financial interest / transaction | Steps taken to avoid a conflict of interest, (e.g., did not vote, did not participate in discussion) | Name of person holding interest or engaging in transaction and relationship to you |
|---------|--|--|--|
|         |  |  |  |

7. Identify each individual, business, corporation, union association, firm, partnership, franchise holding company, joint-stock company, business or real estate trust, non-profit organization, or other organization or group of people doing business with the school(s) operated by the education corporation **and** in which such entity, during the time of your tenure as a trustee, you and/or your immediate family member(s) or person(s) you reside with had a financial interest or other relationship. If you are a member, director, officer, or employee of an organization formally partnered with the school(s) that is/are doing business with the school(s) through a management or services agreement, please identify only the name of the organization, your position in the organization, and the relationship between such organization and the school(s). If there was no financial interest, check **None**.

☒ **None**

| Organization conducting business with the school(s) | Nature of business conducted | Approximate value of the business conducted | Name of Trustee and/or immediate family member of household holding an interest in the organization conducting business with the school(s) and the nature of the interest | Steps taken to avoid conflict of interest |
|---|------------------------------|---|---|---|
|   |                              |   |   |   |



June 10 2022


**Signature**

**Date**

Acceptable signature formats include:

- Digitally certified PDF signature
- Print form, manually sign, scan to PDF

*This document is considered a public record and, as such, may be made available to members of the public upon request under the Freedom of Information Law. The personal contact information provided below will be redacted.*



*last revised 04/2022*



|   |
|---|
| <b>Disclosure of Financial Interest by a Current<br/>or Former Trustees</b> |
|---|

**Trustee Name:**

Kamilah Mitchell-Thomas

---

**Name of Charter School Education Corporation:**

Success Academy Charter Schools - NYC

---

1. List all positions held on the education corporation Board of Trustees ("Board") (e.g., chair, vice-chair, treasurer, secretary, parent representative, etc.).

Board member

2. Are you related, by blood or marriage, to any person employed by the school and/or education corporation?

☐ Yes ☒ No

If **Yes**, please describe the nature of your relationship and the person's position, job description, and other responsibilities with the school.

3. Are you related by blood, or marriage, or legal adoption/guardianship to any student currently enrolled in the school and/or education corporation?

☐ Yes ☒ No

If **Yes**, please describe the nature of your relationship and if the student could benefit from your participation.

4. Are you related, by blood or marriage, to any person that could otherwise benefit from your participation as a board member of the education corporation?

☐ Yes ☒ No

If **Yes**, please describe the nature of your relationship and if this person could benefit from your participation.

5. Are you a past, current, or prospective employee of the charter school, education corporation, and/or an entity that provides comprehensive management services ("CMO"), whether for-profit or not-for-profit, which contracts, or may contract, with the charter school or education corporation; or do you serve as an employee, officer, or director of, or own a controlling interest in, a business or entity that contracts, or does business with, or plans to contract or do business with, the charter school, education corporation, and/or a CMO, whether for-profit or not-for-profit, including, but not limited to, the lease of real or personal property to the said entities?

☐ Yes ☒ No

If **Yes**, please provide a description of the position(s) you hold, your responsibilities, your salary and your start date.

6. Identify each interest/transaction (and provide the requested information) that you, any of your immediate family members, and/or any persons who you reside with have held or engaged in with the charter school(s) operated by the education corporation during the time you have served on the Board, and in the six months prior to such service. If there has been no such interest or transaction, check **None**.

☒ **None**

| Date(s) | Nature of financial interest / transaction | Steps taken to avoid a conflict of interest, (e.g., did not vote, did not participate in discussion) | Name of person holding interest or engaging in transaction and relationship to you |
|---------|--|--|--|
|         |  |  |  |



7. Identify each individual, business, corporation, union association, firm, partnership, franchise holding company, joint-stock company, business or real estate trust, non-profit organization, or other organization or group of people doing business with the school(s) operated by the education corporation **and** in which such entity, during the time of your tenure as a trustee, you and/or your immediate family member(s) or person(s) you reside with had a financial interest or other relationship. If you are a member, director, officer, or employee of an organization formally partnered with the school(s) that is/are doing business with the school(s) through a management or services agreement, please identify only the name of the organization, your position in the organization, and the relationship between such organization and the school(s). If there was no financial interest, check **None**.

☒ **None**

| Organization conducting business with the school(s) | Nature of business conducted | Approximate value of the business conducted | Name of Trustee and/or immediate family member of household holding an interest in the organization conducting business with the school(s) and the nature of the interest | Steps taken to avoid conflict of interest |
|---|------------------------------|---|---|---|
|   |                              |   |   |   |

Kamilah Mitchell-Thomas  
Kamilah Mitchell-Thomas (May 20, 2022 17:59 EDT)

May 20, 2022

---


**Signature**

**Date**

Acceptable signature formats include:

- Digitally certified PDF signature
- Print form, manually sign, scan to PDF

*This document is considered a public record and, as such, may be made available to members of the public upon request under the Freedom of Information Law. The personal contact information provided below will be redacted.*



*last revised 04/2022*

|   |
|---|
| <b>Disclosure of Financial Interest by a Current<br/>or Former Trustees</b> |
|---|

**Trustee Name:**

Robin Pzena

---

**Name of Charter School Education Corporation:**

Success Academy Charter Schools - NYC

---

1. List all positions held on the education corporation Board of Trustees ("Board") (e.g., chair, vice-chair, treasurer, secretary, parent representative, etc.).

none

2. Are you related, by blood or marriage, to any person employed by the school and/or education corporation?

☐ Yes ☒ No

If **Yes**, please describe the nature of your relationship and the person's position, job description, and other responsibilities with the school.

3. Are you related by blood, or marriage, or legal adoption/guardianship to any student currently enrolled in the school and/or education corporation?

☐ Yes ☒ No

If **Yes**, please describe the nature of your relationship and if the student could benefit from your participation.

4. Are you related, by blood or marriage, to any person that could otherwise benefit from your participation as a board member of the education corporation?

☐ Yes ☒ No

If **Yes**, please describe the nature of your relationship and if this person could benefit from your participation.

5. Are you a past, current, or prospective employee of the charter school, education corporation, and/or an entity that provides comprehensive management services ("CMO"), whether for-profit or not-for-profit, which contracts, or may contract, with the charter school or education corporation; or do you serve as an employee, officer, or director of, or own a controlling interest in, a business or entity that contracts, or does business with, or plans to contract or do business with, the charter school, education corporation, and/or a CMO, whether for-profit or not-for-profit, including, but not limited to, the lease of real or personal property to the said entities?

☐ Yes ☒ No

If **Yes**, please provide a description of the position(s) you hold, your responsibilities, your salary and your start date.

6. Identify each interest/transaction (and provide the requested information) that you, any of your immediate family members, and/or any persons who you reside with have held or engaged in with the charter school(s) operated by the education corporation during the time you have served on the Board, and in the six months prior to such service. If there has been no such interest or transaction, check **None**.

☒ **None**


| Date(s) | Nature of financial interest / transaction | Steps taken to avoid a conflict of interest, (e.g., did not vote, did not participate in discussion) | Name of person holding interest or engaging in transaction and relationship to you |
|---------|--|--|--|
|         |  |  |  |



7. Identify each individual, business, corporation, union association, firm, partnership, franchise holding company, joint-stock company, business or real estate trust, non-profit organization, or other organization or group of people doing business with the school(s) operated by the education corporation **and** in which such entity, during the time of your tenure as a trustee, you and/or your immediate family member(s) or person(s) you reside with had a financial interest or other relationship. If you are a member, director, officer, or employee of an organization formally partnered with the school(s) that is/are doing business with the school(s) through a management or services agreement, please identify only the name of the organization, your position in the organization, and the relationship between such organization and the school(s). If there was no financial interest, check **None**.

☒ **None**

| Organization conducting business with the school(s) | Nature of business conducted | Approximate value of the business conducted | Name of Trustee and/or immediate family member of household holding an interest in the organization conducting business with the school(s) and the nature of the interest | Steps taken to avoid conflict of interest |
|---|------------------------------|---|---|---|
|   |                              |   |   |   |

  
Robin Pzema (May 21, 2022 15:23 EDT)

May 21, 2022

---


**Signature**

**Date**

Acceptable signature formats include:

- Digitally certified PDF signature
- Print form, manually sign, scan to PDF

*This document is considered a public record and, as such, may be made available to members of the public upon request under the Freedom of Information Law. The personal contact information provided below will be redacted.*



*last revised 04/2022*

|   |
|---|
| <b>Disclosure of Financial Interest by a Current<br/>or Former Trustees</b> |
|---|

**Trustee Name:**

Lorenzo Smith III

---

**Name of Charter School Education Corporation:**

Success Academy Charter Schools - NYC

---

1. List all positions held on the education corporation Board of Trustees ("Board") (e.g., chair, vice-chair, treasurer, secretary, parent representative, etc.).

Chair

2. Are you related, by blood or marriage, to any person employed by the school and/or education corporation?

☐ Yes ☒ No

If **Yes**, please describe the nature of your relationship and the person's position, job description, and other responsibilities with the school.

3. Are you related by blood, or marriage, or legal adoption/guardianship to any student currently enrolled in the school and/or education corporation?

☐ Yes ☒ No

If **Yes**, please describe the nature of your relationship and if the student could benefit from your participation.



4. Are you related, by blood or marriage, to any person that could otherwise benefit from your participation as a board member of the education corporation?

☐ Yes ☒ No

If **Yes**, please describe the nature of your relationship and if this person could benefit from your participation.

5. Are you a past, current, or prospective employee of the charter school, education corporation, and/or an entity that provides comprehensive management services ("CMO"), whether for-profit or not-for-profit, which contracts, or may contract, with the charter school or education corporation; or do you serve as an employee, officer, or director of, or own a controlling interest in, a business or entity that contracts, or does business with, or plans to contract or do business with, the charter school, education corporation, and/or a CMO, whether for-profit or not-for-profit, including, but not limited to, the lease of real or personal property to the said entities?

☐ Yes ☒ No

If **Yes**, please provide a description of the position(s) you hold, your responsibilities, your salary and your start date.

6. Identify each interest/transaction (and provide the requested information) that you, any of your immediate family members, and/or any persons who you reside with have held or engaged in with the charter school(s) operated by the education corporation during the time you have served on the Board, and in the six months prior to such service. If there has been no such interest or transaction, check **None**.


☒ **None**

| Date(s) | Nature of financial interest / transaction | Steps taken to avoid a conflict of interest, (e.g., did not vote, did not participate in discussion) | Name of person holding interest or engaging in transaction and relationship to you |
|---------|--|--|--|
|         |  |  |  |

7. Identify each individual, business, corporation, union association, firm, partnership, franchise holding company, joint-stock company, business or real estate trust, non-profit organization, or other organization or group of people doing business with the school(s) operated by the education corporation **and** in which such entity, during the time of your tenure as a trustee, you and/or your immediate family member(s) or person(s) you reside with had a financial interest or other relationship. If you are a member, director, officer, or employee of an organization formally partnered with the school(s) that is/are doing business with the school(s) through a management or services agreement, please identify only the name of the organization, your position in the organization, and the relationship between such organization and the school(s). If there was no financial interest, check **None**.

☐ **None**

| Organization conducting business with the school(s) | Nature of business conducted | Approximate value of the business conducted | Name of Trustee and/or immediate family member of household holding an interest in the organization conducting business with the school(s) and the nature of the interest | Steps taken to avoid conflict of interest                     |
|---|------------------------------|---|---|---|
| JP Morgan   | Banking Services             | \$10MM                                      | Lorenzo Smith III   | Recusal when choosing third party financial services partners |

  
Lorenzo Smith III (Jun 8, 2022 12:32 EDT)

Jun 8, 2022

---


**Signature**

**Date**

Acceptable signature formats include:

- Digitally certified PDF signature
- Print form, manually sign, scan to PDF

*This document is considered a public record and, as such, may be made available to members of the public upon request under the Freedom of Information Law. The personal contact information provided below will be redacted.*



*last revised 04/2022*



|   |
|---|
| <b>Disclosure of Financial Interest by a Current<br/>or Former Trustees</b> |
|---|

**Trustee Name:**

Lizette Martha St. Hilaire

---

**Name of Charter School Education Corporation:**

Success Academy Charter Schools - NYC

---

1. List all positions held on the education corporation Board of Trustees ("Board") (e.g., chair, vice-chair, treasurer, secretary, parent representative, etc.).

2. Are you related, by blood or marriage, to any person employed by the school and/or education corporation?

☐ Yes ☒ No

If **Yes**, please describe the nature of your relationship and the person's position, job description, and other responsibilities with the school.

3. Are you related by blood, or marriage, or legal adoption/guardianship to any student currently enrolled in the school and/or education corporation?

☐ Yes ☒ No

If **Yes**, please describe the nature of your relationship and if the student could benefit from your participation.

4. Are you related, by blood or marriage, to any person that could otherwise benefit from your participation as a board member of the education corporation?

☐ Yes ☒ No

If **Yes**, please describe the nature of your relationship and if this person could benefit from your participation.

5. Are you a past, current, or prospective employee of the charter school, education corporation, and/or an entity that provides comprehensive management services ("CMO"), whether for-profit or not-for-profit, which contracts, or may contract, with the charter school or education corporation; or do you serve as an employee, officer, or director of, or own a controlling interest in, a business or entity that contracts, or does business with, or plans to contract or do business with, the charter school, education corporation, and/or a CMO, whether for-profit or not-for-profit, including, but not limited to, the lease of real or personal property to the said entities?

☐ Yes ☒ No

If **Yes**, please provide a description of the position(s) you hold, your responsibilities, your salary and your start date.

6. Identify each interest/transaction (and provide the requested information) that you, any of your immediate family members, and/or any persons who you reside with have held or engaged in with the charter school(s) operated by the education corporation during the time you have served on the Board, and in the six months prior to such service. If there has been no such interest or transaction, check **None**.

☒ **None**

| Date(s) | Nature of financial interest / transaction | Steps taken to avoid a conflict of interest, (e.g., did not vote, did not participate in discussion) | Name of person holding interest or engaging in transaction and relationship to you |
|---------|--|--|--|
|         |  |  |  |

7. Identify each individual, business, corporation, union association, firm, partnership, franchise holding company, joint-stock company, business or real estate trust, non-profit organization, or other organization or group of people doing business with the school(s) operated by the education corporation **and** in which such entity, during the time of your tenure as a trustee, you and/or your immediate family member(s) or person(s) you reside with had a financial interest or other relationship. If you are a member, director, officer, or employee of an organization formally partnered with the school(s) that is/are doing business with the school(s) through a management or services agreement, please identify only the name of the organization, your position in the organization, and the relationship between such organization and the school(s). If there was no financial interest, check **None**.

☒ **None**

| Organization conducting business with the school(s) | Nature of business conducted | Approximate value of the business conducted | Name of Trustee and/or immediate family member of household holding an interest in the organization conducting business with the school(s) and the nature of the interest | Steps taken to avoid conflict of interest |
|---|------------------------------|---|---|---|
|   |                              |   |   |   |



Lizette St. Hilaire  
Lizette St. Hilaire (May 20, 2022 17:55 EDT)

May 20, 2022

---


**Signature**

**Date**

Acceptable signature formats include:

- Digitally certified PDF signature
- Print form, manually sign, scan to PDF

*This document is considered a public record and, as such, may be made available to members of the public upon request under the Freedom of Information Law. The personal contact information provided below will be redacted.*



*last revised 04/2022*

# S|A 2022-2023 Elementary School Academic Calendar

**All dates are subject to change.**

Half-day schedule effective on Wednesdays; subject to change to other days of the week to accommodate academic programming.

| DATE: | EVENT: | GRADE: |
|-------|--------|--------|
|-------|--------|--------|

## AUGUST 2022

|  |                     |         |
|--|---------------------|---------|
| Monday, August 15                        | First Day of School | K, 3, 4 |
| Wednesday, August 17                     | First Day of School | 1, 2    |
| Monday, August 15 - Friday, August 19    | Half Days           | K, 3, 4 |
| Wednesday, August 17 - Friday, August 19 | Half Days           | 1, 2    |
| Monday, August 22 - Friday, August 26    | Half Days           | K       |

## SEPTEMBER 2022

|                      |                                |               |
|----------------------|--------------------------------|---------------|
| Monday, September 5  | No School: Labor Day           | K, 1, 2, 3, 4 |
| Tuesday, September 6 | No School: Faculty Development | K, 1, 2, 3, 4 |

## OCTOBER 2022

|                    |                                |               |
|--------------------|--------------------------------|---------------|
| Friday, October 7  | Last Day of Quarter 1          | K, 1, 2, 3, 4 |
| Monday, October 10 | No School: Faculty Development | K, 1, 2, 3, 4 |

## NOVEMBER 2022

|   |                               |               |
|---|-------------------------------|---------------|
| Monday, November 21 - Friday, November 25 | No School: Thanksgiving Break | K, 1, 2, 3, 4 |
|---|-------------------------------|---------------|

## DECEMBER 2022

|   |                         |               |
|---|-------------------------|---------------|
| Friday, December 16                     | Last Day of Quarter 2   | K, 1, 2, 3, 4 |
| Monday, December 19 - Monday, January 2 | No School: Winter Break | K, 1, 2, 3, 4 |

## JANUARY 2023

|                    |                                       |               |
|--------------------|---------------------------------------|---------------|
| Monday, January 16 | No School: Martin Luther King Jr. Day | K, 1, 2, 3, 4 |
|--------------------|---------------------------------------|---------------|

## FEBRUARY 2023

|                      |                                |               |
|----------------------|--------------------------------|---------------|
| Monday, February 20  | No School: Presidents' Day     | K, 1, 2, 3, 4 |
| Tuesday, February 21 | No School: Faculty Development | K, 1, 2, 3, 4 |

## MARCH 2023

|                                    |                         |               |
|------------------------------------|-------------------------|---------------|
| Monday, March 6 - Friday, March 10 | No School: Spring Break | K, 1, 2, 3, 4 |
| Friday, March 17                   | Last Day of Quarter 3   | K, 1, 2, 3, 4 |

## APRIL 2023

|  |              |      |
|--|--------------|------|
| Wednesday, April 19 - Thursday, April 20 | NYS ELA Exam | 3, 4 |
|--|--------------|------|

## MAY 2023

|                                   |                                |               |
|-----------------------------------|--------------------------------|---------------|
| Tuesday, May 2 - Wednesday, May 3 | NYS Math Exam                  | 3, 4          |
| Monday, May 8                     | No School: Faculty Development | K, 1, 2, 3, 4 |
| Monday, May 29                    | No School: Memorial Day        | K, 1, 2, 3, 4 |

## JUNE 2023

|                  |                       |               |
|------------------|-----------------------|---------------|
| Monday, June 19  | No School: Juneteenth | K, 1, 2, 3, 4 |
| To Be Determined | Success Stories (K)   | K             |
| To Be Determined | Graduation (4)        | 4             |
| Friday, June 23  | Last Day of School    | K, 1, 2, 3, 4 |
| Friday, June 23  | Last Day of Quarter 4 | K, 1, 2, 3, 4 |