

Application: Roosevelt Childrens Academy Charter School

Jen asek - jen@pasekconsulting.com
2021-2022 Annual Report

Summary

ID: 0000000192

Last submitted: Nov 1 2022 09:12 PM (EDT)

Labels: SUNY Trustees

Entry 1 School Info and Cover Page

Completed Aug 1 2022

Instructions

Required of ALL Charter Schools

Each Annual Report begins with completed School Information and Cover page. The information is collected in survey format within Annual Report portal. When entering information in the portal, some of the following items may not appear, depending on your authorizer and/or your responses to related items.

Entry 1 School Information and Cover Page

(New schools that were not open for instruction for the 2021-2022 school year are not required to complete or submit an annual report this year).

Please be advised that you will need to complete this cover page (including signatures) before all of the other tasks assigned to you by your school's authorizer are visible on your task page. While completing this cover page task, please ensure that you select the correct authorizer **(as of June 30, 2022)** or you may not be assigned the correct tasks.

BASIC INFORMATION

a. SCHOOL NAME

(Select name from the drop down menu)

ROOSEVELT CHILDREN'S ACADEMY CHARTER SCHOOL 800000049633

a1. Popular School Name

RCA

b. CHARTER AUTHORIZER (As of June 30th, 2021)

Please select the correct authorizer as of June 30, 2022 or you may not be assigned the correct tasks.

SUNY BOARD OF TRUSTEES

d. DISTRICT / CSD OF LOCATION

ROOSEVELT UFSD

e. DATE OF INITIAL CHARTER

5/2000

f. DATE FIRST OPENED FOR INSTRUCTION

9/2000

c. School Unionized

Is your charter school unionized?

Yes

c. Name of Union

Provide the name of the union:

Roosevelt Children's Academy Worker's Association

c. Date Unionized

Provide the date of unionization:

12/2004

h. SCHOOL WEB ADDRESS (URL)

<http://www.rcacs.org/>

i. Total Approved Charter Enrollment for 2021-2022 School Year (exclude Pre-K program enrollment)

630

j. Total Enrollment on June 30, 2022 (exclude Pre-K program enrollment)

716

k. Grades Served during the 2021-2022 School Year (exclude Pre-K program students)

Check all that apply

Grades Served	K, 1, 2, 3, 4, 5, 6, 7, 8
---------------	---------------------------

l1. DOES THE SCHOOL CONTRACT WITH A CHARTER OR EDUCATIONAL MANAGEMENT ORGANIZATION?

No

FACILITIES INFORMATION

m. FACILITIES

Will the school maintain or operate multiple sites in 2022-2023?

Yes, 3 sites

ROOSEVELT CHILDREN'S ACADEMY CHARTER SCHOOL 800000049633


School Site 1 (Primary)

m1. SCHOOL SITES

Please provide information on Site 1 for the upcoming school year.

	Physical Address	Phone Number	District/CSD	Grades to be Served at Site for coming year (K-5, 6-9, etc.)	Receives Rental Assistance for Which Grades (If yes, enter the appropriate grades. If no, enter No).
Site 1	105 Pleasant Avenue Roosevelt, NY 11575	516-867-6202	Roosevelt	K-3	No

m1a. Please provide the contact information for Site 1.

	Name	Title	Work Phone	Alternate Phone	Email Address
School Leader	Reshma Persad	Principal	516-867-6202		rpersad@rcacs.org
Operational Leader	Phil Leconte	Executive Finance & Chief Operation Officer	516-867-6202		
Compliance Contact	Phil Leconte	Executive Finance & Chief Operation Officer	516-867-6202		
Complaint Contact	Phil Leconte	Executive Finance & Chief Operation Officer	516-867-6202		
DA A Coordinator	Florence Abanda	Guidance Counselor (K-4)	516-867-6202		
Phone Contact for After Hours Emergencies	Phil Leconte	Executive Finance & Chief Operation Officer	516-532-7104		

m1b. Is site 1 in public (co-located) space or in private space?

Private Space

IF LOCATED IN PRIVATE SPACE IN NYC OR IN DISTRICTS OUTSIDE NYC

m1d. Upload a current Certificate of Occupancy (COO) and the annual Fire Inspection Report for school site 1 if located in private space in NYC or located outside of NYC .

Certificate of Occupancy and Fire Inspection. Provide a copy of a current and non-expired certificate of occupancy (if outside NYC or in private space in NYC). For schools that are not in district space (NYC co-locations), provide a copy of a current and non-expired certificate of occupancy, and a copy of the current annual fire inspection results, which should be dated on or after July 1, 2021.

- **Fire inspection certificates must be updated annually. For the upcoming school year 2022-2023, the fire inspection certificate must be dated after July 1, 2021.**
- **If the fire inspection certificate is dated after the August 1, 2022 submission of the Annual Report, please submit the new certificate with the Annual Report entries due on November 1, 2022.**

Site 1 Certificate of Occupancy (COO)

[Copy of RCAC COO 105 Pleasant Ave and Gym FSLO990.pdf](#)

Filename: Copy of RCAC COO 105 Pleasant Ave and Gym FSLO990.pdf **Size:** 228.9 kB

Site 1 Fire Inspection Report

[Copy of 105 Pleasant Fire 7.12.21.pdf](#)

Filename: Copy of 105 Pleasant Fire 7.12.21.pdf **Size:** 73.0 kB

RCA





School Site 2

m2. SCHOOL SITES

Please provide information on Site 2 for the upcoming school year.

	Physical Address	Phone Number	District/CSD	Grades to be Served at Site for coming year (K-5, 6-9, etc.)	Receives Rental Assistance for Which Grades (If yes, enter the appropriate grades. If no, enter No).
Site 2	200 W. Centennial Avenue Roosevelt, NY 11575	516-867-6202	Roosevelt	5-8	No

m2a. Please provide the contact information for Site 2.

	Name	Title	Work Phone	Alternate Phone	Email Address
School Leader	Simone Roberts	Principal	516-867-6202		sroberts@rcacs.org
Operational Leader	Phillip Leconte	Executive Finance & Chief Operation Officer	516-867-6202		
Compliance Contact	Phillip Leconte	Executive Finance & Chief Operation Officer	516-867-6202		
Complaint Contact	Phillip Leconte	Executive Finance & Chief Operation Officer	516-867-6202		
DA A Coordinator	Michelle McGrath	Guidance Counselor (5-8)	516-867-6202		mmcgrath@rcacs.org
Phone Contact for After Hours Emergencies	Phillip Leconte	Executive Finance & Chief Operation Officer	516-532-7104		

m2b. Is site 2 in public (co-located) space or in private space?

Private Space

IF LOCATED IN PRIVATE SPACE IN NYC OR IN DISTRICTS OUTSIDE NYC

m1d. Upload a current Certificate of Occupancy (COO) and the annual Fire Inspection Report for school site 1 if located in private space in NYC or located outside of NYC .

Certificate of Occupancy and Fire Inspection. Provide a copy of a current and non-expired certificate of occupancy (if outside NYC or in private space in NYC). For schools that are not in district space (NYC co-locations), provide a copy of a current and non-expired certificate of occupancy, and a copy of the current annual fire inspection results, which should be dated on or after July 1, 2022.

- Fire inspection certificates must be updated annually. For the upcoming school year 2022-2023, the fire inspection certificate must be dated after July 1, 2022.
- If the fire inspection certificate expires after the August 1, 2022 submission of the Annual Report, please submit the new certificate with the Annual Report entries due on November 1, 2022. Please note in the portal that this is the case

Site 1 Certificate of Occupancy (COO)

[Copy of RCAC COO 200 Centennial and Trailers.pdf](#)

Filename: Copy of RCAC COO 200 Centennial and Trailers.pdf **Size:** 385.1 kB

Site 2 Fire Inspection Report

[200 West Centennial Fire 8.27.21.pdf](#)

Filename: 200 West Centennial Fire 8.27.21.pdf **Size:** 47.1 kB

ROOSEVELT CHILDREN'S ACADEMY CHARTER SCHOOL 800000049633

School Site 3

m3. SCHOOL SITES

Please provide information on site 3 for the upcoming school year.

	Physical Address	Phone Number	District/CSD	Grades to be Served at Site for coming year (K-5, 6-9, etc.)	Receives Rental Assistance for Which Grades (If yes, enter the appropriate grades. If no, enter No).
Site 3	201 Debevoise Avenue Roosevelt, NY 11575	516-867-6202	Roosevelt	Admin	No

m3a. Please provide the contact information for Site 3.

	Name	Title	Work Phone	Alternate Phone	Email Address
School Leader	Philip Leconte	Executive Finance & Chief Operation Officer	516-867-6202		
Operational Leader	Philip Leconte	Executive Finance & Chief Operation Officer	516-867-6202		
Compliance Contact	Philip Leconte	Executive Finance & Chief Operation Officer	516-867-6202		
Complaint Contact	Philip Leconte	Executive Finance & Chief Operation Officer	516-867-6202		
DA A Coordinator	N/A	Executive Finance & Chief Operation Officer	516-867-6202		
Phone Contact for After Hours Emergencies	Philip Leconte	Executive Finance & Chief Operation Officer	516-532-7104		

m3b. Is site 3 in public (co-located) space or in private space?

Private Space

IF LOCATED IN PRIVATE SPACE IN NYC OR IN DISTRICTS OUTSIDE NYC

m1d. Upload a current Certificate of Occupancy (COO) and the annual Fire Inspection Report for school site 1 if located in private space in NYC or located outside of NYC .

Certificate of Occupancy and Fire Inspection. Provide a copy of a current and non-expired certificate of occupancy (if outside NYC or in private space in NYC). For schools that are not in district space (NYC co-locations), provide a copy of a current and non-expired certificate of occupancy, and a copy of the current annual fire inspection results, which should be dated on or after July 1, 2022.

- Fire inspection certificates must be updated annually. For the upcoming school year 2022-2023, the fire inspection certificate must be dated after July 1, 2022.
- If the fire inspection certificate expires after the August 1, 2022 submission of the Annual Report, please submit the new certificate with the Annual Report entries due on November 1, 2022. Please note in the portal that this is the case

Site 1 Certificate of Occupancy (COO)

[Copy of RCAC COO 201 Debevois.pdf](#)

Filename: Copy of RCAC COO 201 Debevois.pdf **Size:** 48.2 kB

Site 3 Fire Inspection Report

[Copy of 201 Deb F re 08.09.21.pdf](#)

Filename: Copy of 201 Deb F re 08.09.21.pdf **Size:** 423.2 kB

CHARTER REVISIONS DURING THE 2021-2022 SCHOOL YEAR

n1. Were there any revisions to the school's charter during the 2021-2022 school year? (Please include approved or pending material and non-material charter revisions).

No

o. Has your school's Board of Trustee's approved a budget for the 2021-2022 FY?

Yes

ATTESTATIONS

p. Individual Primarily Responsible for Submitting the Annual Report. (To write type in a phone number with an extension, please use this format: 123-456-7890-3. The dash and number 3 at the end of the phone number refers to the individual's phone extension. Do not type in the work extension or the abbreviation for it just the dash and the extension number after the phone number).

Name	Jen Pasek
Position	Consultant
Phone/Extension	518-542-9810
Email	jen@pasekconsulting.com

p. Our signatures (Executive Director/School Leader/Head of School and Board President) below attest that our school has reviewed, understands and will comply with the employee clearance and fingerprint requirements as outlined in Entry 10 and found in the [NYSED CSO Fingerprint Clearance Oct 2019 Memo](#). Click **YES to agree.**

Responses Selected:

Yes

q. Our signatures (Executive Director/School Leader/Head of School and Board President) below attest that all of the information contained herein is truthful and accurate and that this charter school is in compliance with all aspects of its charter, and with all pertinent Federal, State, and local laws, regulations, and rules. We understand that if any information in any part of this report is found to have been deliberately misrepresented, that will constitute grounds for the revocation of our charter. Click **YES** to agree and then use the mouse on your PC or the stylus on your mobile device to sign your name).

Responses Selected:

Yes

Signature, Head of Charter School



Signature, President of the Board of Trustees



Date

(No response)

Thank you.



Entry 3 Accountability Plan Progress Reports

Incomplete

Instructions

SUNY-Authorized Charter Schools ONLY- Complete Template and Upload to Epicenter

SUNY-authorized charter schools must download an Accountability Plan Progress Report template at [Accountability Plan Progress Report](#). After completing, SUNY-authorized charter schools must upload the document into the SUNY Epicenter system by **September 15, 2022**. SUNY CSI will forward to NYSED CSO.

PLEASE NOTE: This is a required task, and it is marked optional for administrative purposes only.

Entry 4 - Audited Financial Statements

Incomplete

Required of ALL Charter Schools

ALL SUNY-authorized charter schools must upload the financial statements and related documents in PDF format into the SUNY Epicenter system no later than **November 1, 2022**. SUNY CSI will forward to NYSED CSO. **SUNY-authorized charter schools** are asked to ensure that security features such as password protection are turned off.

ALL Regents, NYCDOE, and Buffalo BOE-authorized charter schools must upload final, audited financial statements to the [Annual Report Portal](#) no later than **November 1, 2022**. Upload the independent auditor's report, any advisory and/or management letter, and the internal controls report as one submission, combined into PDF file, ensuring that security features such as password protections are removed from all school uploaded documents.

PLEASE NOTE: This task appears as visible and optional task in the online portal until August 1 2022 but will be identified as a required task thereafter and due on November 1, 2022. This is a required task, and it is marked optional for administrative purposes only.

Entry 4a - Audited Financial Report Template (SUNY)

Incomplete

Instructions - SUNY-Authorized Charter Schools ONLY

SUNY-authorized schools must download the Excel spreadsheet entitled "Audited Financial Report Template" at <http://www.newyorkcharters.org/fiscal/>. After completing, schools must upload the document into the SUNY Epicenter system no later than **November 1, 2022**. SUNY CSI will forward to NYSED CSO.

PLEASE NOTE: This is a required task, and it is marked optional for administrative purposes only.

Entry 4c - Additional Financial Documents

Incomplete Hidden from applicant

Instructions - Regents, NYCDOE and Buffalo BOE authorized schools must upload financial documents and submit by **November 1, 2022**. The items listed below should be uploaded, with an explanation if not applicable or available. For example, "federal Single Audit was not required because the school did not expend federal funds of more than the \$750,000 Threshold."

1. Advisory and/or Management letter
2. Federal Single Audit
3. CSP Agreed-Upon Procedure Report
4. Evidence of Required Escrow Account for each school^[1]

[1] Note: For BOR schools chartered or renewed after the 2017-2018 school year, the escrow account per school is \$100,000.

PLEASE NOTE: This is a required task, and it is marked optional for administrative purposes only.

Entry 4d - Financial Services Contact Information

Incomplete Hidden from applicant

Regents, NYCDOE, and Buffalo BOE authorized schools should enter financial contact information directly into the form within the portal by **November 1, 2022**.

Form for "Financial Services Contact Information"

1. School Based Fiscal Contact Information

	School Based Fiscal Contact Name	School Based Fiscal Contact Email	School Based Fiscal Contact Phone

2. Audit Firm Contact Information

	School Audit Contact Name	School Audit Contact Email	School Audit Contact Phone	Years Working With This Audit Firm

3. If applicable, please provide contact information for the school's outsourced financial services firm.

	Firm Name	Contact Person	Mailing Address	Email	Phone	Years With Firm

Entry 5 - Fiscal Year 2022-2023 Budget

Incomplete

SUNY-authorized charter schools should download the [2022-23 Budget and Quarterly Report](#)

[Template and the 2022-23 Budget Narrative Questionnaire](#) from the SUNY website and upload the completed template into Epicenter. SUNY CSI will forward to NYSED CSO. **Due November 1, 2022.**

Regents, NYCDOE, and Buffalo BOE authorized charter schools should upload a copy of the school's FY22 Budget using the [2022-2023 Budget Template](#) in the portal or from the Annual Report website. **Due November 1, 2022.**

The assumptions column should be completed for all revenue and expense items unless the item is self-explanatory. Where applicable, reference the page number or section in the application narrative that indicates the assumption being made. For instance, student enrollment would reference the applicable page number in Section I, C of the application narrative.

PLEASE NOTE: This is a required task, and it is marked optional for administrative purposes only.

Entry 6 - Board of Trustees Disclosure of Financial Interest Form

Completed Oct 14 2022

Due on August 1, 2022, each member of the charter school's Board of Trustees who served on a charter school education corporation governing one or more charter schools for any period during the 2021-2022 school year must complete and sign [Trustee Disclosure of Financial Interest Form](#). Acceptable signature formats include:

- Digitally certified PDF signature (i.e., DocuSign)
- Manual signature (1. download to print, 2. manually sign, 3. scan signed document to PDF, and 4. upload into portal)

All completed forms must be collected and uploaded in .PDF format for each individual member. **The education corporation is responsible for completing the form for trustees who left the board during the reporting year.**

Forms completed from past years will not be accepted. **Only the latest version of the form** (updated in April, 2022) is acceptable.).

Trustees serving on an education corporation that governs more than one school are not required to complete a separate disclosure for each school governed by the education corporation. In the Disclosure of Financial Interest Form, trustees must disclose information relevant to any of the schools served by the governing education corporation.

Denise Washington RCACS

Filename: Denise Washington RCACS.pdf **Size:** 526.0 kB

Rev

Filename: Rev. Reginald Tuggle RCACS.pdf **Size:** 530.6 kB

King-Cheek RCACS

Filename: King Cheek RCACS.pdf **Size:** 524.7 kB

Wa da I

Filename: W nda I. Arroyo Coronel RCACS .pdf **Size:** 525.8 kB

[John Chien RCACS](#)

Filename: John Chien RCACS.pdf **Size:** 524.3 kB

[Darrell Garner RCACS](#)

Filename: Darrell Garner RCACS.pdf **Size:** 525.7 kB

[Toni Burden RCACS](#)

Filename: Toni Burden RCACS.pdf **Size:** 523.6 kB

Entry 7 BOT Membership Table

Completed Aug 1 2022

Instructions

Required of ALL charter schools

ALL charter schools or education corporations governing multiple schools must complete the Board of Trustees Membership Table within the online portal. Please be sure to include and identify parents who are members of the Board of Trustees and indicate whether parents are voting or non-voting members.

Entry 7 BOT Table

1. SUNY-AUTHORIZED charter schools are required to provide information for VOTING Trustees only.
2. REGENTS, NYCDOE, and BUFFALO BOE-AUTHORIZED charter schools are required to provide information for all --VOTING and NON-VOTING-- trustees.

ROOSEVELT CHILDREN'S ACADEMY CHARTER SCHOOL 800000049633

Authorizer:

Who is the authorizer of your charter school?

SUNY

1. 2021-2022 Board Member Information (Enter info for each BOT member)

Trustee Name	Trustee Email	Position on the	Committee	Voting Member	Number of Terms	Start Date of	End Date of	Board Meeting
--------------	---------------	-----------------	-----------	---------------	-----------------	---------------	-------------	---------------

		Address	Board	Affiliations	Per By-Laws (Y/N)	Served	Current Term (MM/DD/YYYY)	Current Term (MM/DD/YYYY)	s Attended During 2021-2022
1	Reginald Tuggle		Chair	Education, Budget and Finance, Personnel, Grievance	Yes	4	07/01/2019	06/30/2024	12
2	Denise Washington		Vice Chair	Budget and Finance, Personnel, Grievance	Yes	3	07/01/2019	06/30/2024	12
3	Ton Burden		Secretary	Grievance, Education	Yes	2	07/01/2019	06/30/2024	12
4	King-Cheek		Trustee/Member	Education Committee	Yes	4	07/01/2019	06/30/2024	12
5	John SH Chien		Treasurer	Budget and Finance	Yes	1	07/01/2019	06/30/2024	12
6	Wanda I. Arroyo Coronel		Trustee/Member	Personnel	Yes	1	07/01/2019	06/30/2024	12
				Budget					

7	Darrell Garner		Trustee/Member	and Finance, Personnel	Yes	2	07/01/2019	06/30/2024	12
8									
9									

1a. Are there more than 9 members of the Board of Trustees?

No

2. INFORMATION ABOUT MEMBERS OF THE BOARD OF TRUSTEES

1. SUNY-AUTHORIZED charter schools provide response relative to VOTING Trustees only.
2. REGENTS, NYCDOE, and BUFFALO BOE-AUTHORIZED charter schools provide a response relative to all trustees.

a. Total Number of BOT Members on June 30, 2022	7
b.Total Number of Members Added During 2021-2022	0
c. Total Number of Members who Departed during 2021-2022	0
d.Total Number of members, as set in Bylaws, Resolution or Minutes	7

3. Number of Board meetings held during 2021-2022

12

4. Number of Board meetings scheduled for 2022-2023

12

Total number of Voting Members on June 30, 2022:

7

Total number of Voting Members added during the 2021-2022 school year:

0

Total number of Voting Members who departed during the 2021-2022 school year:

0

Total Maximum Number of Voting members in 2021-2022, as set by the board in bylaws, resolution, or minutes:

15

Thank you.

Entry 8 Board Meeting Minutes

Incomplete Hidden from applicant

Instructions - Required of Regents, NYCDOE, and Buffalo BOE Authorized Schools ONLY

Schools must upload complete set of monthly board meeting minutes (July 2021-June 2022), which should match the number of meetings held during the 2021-2022 school year, as indicated in the above table. The minutes provided must be the final version approved by the school's Board of Trustees and may be uploaded individually or as one single combined file. Board meeting minutes must be submitted by **August 1, 2022**.

Entry 9 Enrollment & Retention

Completed Aug 1 2022

Instructions for submitting Enrollment and Retention Efforts

Required of ALL Charter Schools

Describe the good faith efforts the charter school has made in 2021-2022 toward meeting targets to attract and retain the enrollment of Students with Disabilities (SWDs), English Language Learners (ELLs), and students who are economically disadvantaged. In addition, describe the school's plans for meeting or making progress toward meeting its enrollment and retention targets in 2022-2023.

Entry 9 Enrollment and Retention of Special Populations

Recruitment/Attraction Efforts Toward Meeting Targets

	Describe Recruitment Efforts in 2021-2022	Describe Recruitment Plans in 2022-2023
	<p>RCA uses multiple strategies to recruit economically disadvantaged students. We visit over 30 daycares in Hempstead and Uniondale to meet with families and share information about our program; we also visit the Hempsted Public Library Family Center. In addition, we conduct outreach at headstart programs operated by the Economic Opportunity Commission (EOC) in Roosevelt, Freeport and Hempstead. The EOC headstart program is a primary feeder school for RCA kindergarten seats and we have a longstanding relationship with EOC. All school enrollment applications and flyers mention that the school participates in the free and reduced lunch program. In 2020-21, we</p>	<p>In 2021-2022, our percentage of ED students was 84% and our district was 63%. All school enrollment applications, brochures mailings will mention that the school accommodates students with disabilities, English language</p>

Economically Disadvantaged

increased our regional advertisements to continue reaching prospective students. Board approved the establishment of a Media Group to attract new families by actively promoting RCA on social media. We are continuing to develop this recruitment strategy going forward. Including, images of summer tennis camp, student's artwork on display in the library, afterschool programs. Cultural celebrations such as Hispanic Day Parade. The Juneteenth cultural celebration presented fun and culture. The Walking Exhibit of Student Work such as the various routes/points on the Underground Railroad, Country-of-origin boards identifying the large immigrant population on campus (Latino, Caribbean etc). These images of activities focus on a much healthier approach for students to support each other, their school and engage the community.

Meal program covered at school open house, on mailings to applicants and during tours and information sessions

- Support is offered to assist families in completing all necessary paperwork to ensure eligible students participate in the lunch program
- Recruitment occurred throughout neighborhoods surrounding the school and in the local district
- Reduced price meal scale advertised in paper and posted in local unemployment office

learners and participates in the free and reduced lunch program

- School wide informational session(s) and events will be held on campus as well as in partner institutions and cultural centers in the community to attract more families who speak a language other than English
- Advertising materials will be distributed in the primary languages other than English spoken in the area

The Board of Trustees established an Alumni Registry on the school's website as a center of excellence that features the progress and accomplishment of the graduates post RCACS. These Alumni participate as guest speakers at events. This keeps Alumni connected to the school/community because of their positive experiences at RCAC and helps potential parent/applicants visualize what is possible for their child that enrolls.

English Language Learners

To attract more families who speak a language other than English, we offer our advertising materials in Spanish, which is the primary language of families with English language learners in our area. We provide Spanish flyers at local daycares, EOC headstarts, and visit and provide flyers at Circulo De La Hispanidad, which is a local organization that serves Spanish-speaking families. Our lottery and registration materials are translated into Spanish. We also have a bilingual staff member who helps answer families' questions and fill out paperwork. Prior to and during registration, we host an open house meeting in Spanish where parents can become familiar with our curriculum, program benefits, and services.

Many of our ELL applicants come to RCA based on word-of-mouth recommendation. Our ELL families have high rates of satisfaction with the school; our average retention rate for ELLs is consistently near 100%.

All school enrollment applications and flyers mention that the school accommodates students with disabilities, English language learners and participates in the free and reduced lunch program.

Held schoolwide informational sessions and events at community cultural centers to attract families who speak other languages. In addition, we are providing a language translator

In 2021-2022, our percentage of ELLs was 17% and our district was 34%.

Going forward, we will continue implementing these strategies, as well as those listed to the left, to ensure that ELLs are aware of the opportunities available at our school.

	<p>dropdown menu on our website, conducting outreach to specialized schools and programs, and sending home ENL surveys.</p>	
<p>Students with Disabilities</p>	<p>Our outreach for families with students who have special needs includes visiting over 30 daycares in Hempstead and Uniondale where our representative meets with families and hands out flyers. In addition, we visit and leave flyers at headstart programs operated by the Economic Opportunity Commission (EOC) in Roosevelt, Freeport and Hempstead. All school enrollment applications and flyers mention that the school accommodates students with disabilities, English language learners and participates in the free and reduced lunch program. Our intention is to inform the families interested in high quality special education services that RCA welcomes all and will design programming based on the students specific special education needs as outlined in their Individual Education Plan (IEP) or 504 Plan.</p> <p>In addition, we have attended special education parent/teacher organization’s meetings from various surrounding school districts within our catchment area and have presented informational material to parents who wish to learn more about the charter school experience.</p>	<p>In 2021-2022, our percentage of SWD was 7% and our district was 13%. We will continue to develop the media strategy described above to support the recruitment of these students.</p>

Retention Efforts Toward Meeting Targets

	Describe Retention Efforts in 2021-2022	Describe Retention Plans in 2022-2023
Economically Disadvantaged	<p>Roosevelt Children’s Academy offers all students with the opportunity for early morning drop-off at 7:30 a.m. and an after-school program until 6:30 free of charge, allow the parents of our students to work or attend school knowing that their child is in a safe environment.</p> <p>We maintain a selection of free uniforms on site for families in need. In addition, we also offer free Saturday school tutoring. RCA partners with the local public library to facilitate book lending and participation in reading programs (“Reading Tree”).</p> <p>In partnership with EOC, RCA offers free legal clinics on topics such as Domestic Violence and Immigration. RCA families are invited to and participate in these free community events. Our EOC partners also participate as presenters at our parent workshop.</p> <p>RCA also offers additional parent workshops on topics including High School Planning/Scholarships, Internet Safety, Understanding the NYS literacy standards, Nutrition, Financial Wellness/Budgeting, Interacting with Law Enforcement, Anti-Bullying, Fire Safety, Family Art Day, College application process, Emotional</p>	<p>Our retention rate for ED students was 83% between 2020-21 and 2021-22. Going forward, we will continue providing the programs already mentioned and assisting families in taking advantage of all our school has to offer instructionally and culturally.</p>

	<p>Wellness/Mindfulness.</p> <p>We cover our meal program during the annual Academic Night program, on mailings to applicants, in the Student Handbook, and during tours and information sessions. Support is offered to assist families in completing all necessary paperwork to ensure eligible students participate in the lunch program.</p>	
<p>English Language Learners</p>	<p>RCA staff members maintain close communication with families of ELL students. We work to support communication by having our ENL teacher communicate with both classroom teachers and parents. We ensure that school events include represent a variety of cultural backgrounds to draw families in and continue to provide high quality ELL instruction where parents are a mutual partner. With notice a translator is made available at major events. Furthermore, a language translator dropdown is on the school's website. One of our most popular parent engagement opportunities is our Saturday parent workshop for adults learning English. We hire the Freeport Learning Center to conduct this weekly workshop, which lasts from October through May. During the workshop, we also provide free babysitting for participating parents.</p>	<p>Our retention rate for ELLs was 86% between 2020-21 and 2021-22.</p> <p>With notice, translators will be made available for families at school events, such as parent-teacher conferences</p> <ul style="list-style-type: none"> -Outreach by multi-lingual staff -Outreach to specialized feeder schools and programs -Advertising and school materials are translated as needed -ENL (English as a New Language) home surveys sent home
	<p>We provide high quality education, above and beyond the</p>	

Students with Disabilities

IEP/504, which is supported by frequently assessing students' academic progress. RCACS employs a Director of RTI/Special Education. In addition, RCACS has two Guidance Counselors who provide social and emotional support for students. Designated students are supported by their one-on-one paraprofessional and other students are provided (based on their IEP) with resource room support by the District. RCA staff members maintain close communication with families of SWD, which includes sending letters home to inform and involve parents. Constant contact between the classroom teacher and district related service providers supports SWD. We also provide workshops for parents of SWD in areas such as social emotional wellness/mindfulness and behavior management. Finally, we also provide information about our support for SWD during our annual Academic Night program and outline SWD referral process in the RCA Family Guide (called "Passport 2 Success").

Our retention rate for SWD was 82% between 2020-21 and 2021-22. Going forward, we will continue to provide the programming outlined throughout this document and to the left.

Entry 10 - Teacher and Administrator Attrition

Completed Aug 1 2022

Form for "Entry 10 - Teacher and Administrator Attrition" Revised to Employee Fingerprint Requirements Attestation

A. TEACH System - Employee Clearance

Charter schools must ensure that all prospective employees^[1] receive clearance through [the NYSED Office of School Personnel Review and Accountability](#) (OSPRA) prior to employment. **This includes paraprofessionals and other school personnel who are provided or assigned by the district of location, or related/contracted service providers.** After an employee has been cleared, schools are required to maintain proof of such clearance in the file of each employee. For the safety of all students, charter schools must take immediate steps to terminate the employment of individuals who have been denied clearance. Once the employees have been terminated, the school must terminate the request for clearance in the TEACH system.

In the Annual Report, charter schools are asked to confirm that all employees have been cleared through the NYSED TEACH system; and, if denied clearance, confirm that the individual or employee has been removed from the TEACH system, and is not employed by the school.

^[1] Employees who must be cleared include, but are not limited to, teachers, administrative staff, janitors, security personnel and cafeteria workers, and other staff who are present when children are in the school building. **This includes paraprofessionals and other school personnel that are provided or assigned by the district of location, as well as related/contracted service providers.** See NYSED memorandum dated October 1, 2019 at <http://www.nysed.gov/common/nysed/files/programs/charter-schools/employeefingerprintoct19.pdf> or visit the NYSED website at: <http://www.highered.nysed.gov/tsei/ospra/fingerprintingcharts.html> for more information regarding who must be fingerprinted. Also see, 8 NYCRR §87.2.

B. Emergency Conditional Clearances

Emergency Conditional Clearances

Charter schools are **strongly discouraged** from using the emergency conditional clearance provisions for prospective employees. This is because the school must request clearance through NYSED TEACH, and the school's emergency conditional clearance of the employee terminates automatically once the school receives notification from NYSED regarding the clearance request. Status notification is provided for all prospective employees through the NYSED TEACH portal within 48 hours after the clearance request is submitted. Therefore, at most, a school's emergency conditional clearance will be valid for only 48 hours after approval by the board.

Schools are not permitted to renew or in any way re-establish a prospective employee's emergency conditional clearance after status notification is sent by NYSED through the TEACH portal.

Schools are asked to attest that they have reviewed and understand these requirements. More information can be found in the memo at [NYSED CSO Employee Clearance and Fingerprint Memo 10-2019](#).

Attestation

Responses Selected:

I hereby attest that the school has reviewed, understands, and will comply with these requirements.

Entry 11 Percent of Uncertified Teachers

Incomplete Hidden from applicant

Instructions

Required of Regents, NYCDOE, and Buffalo BOE Authorized Charter Schools ONLY

The table below reflects the information collected through the online portal for compliance with New York State Education Law 2854(3)(a-1) for teaching staff qualifications. Uncertified teachers are those not certified pursuant to the State Certification Requirements established by the NYSED Commissioner of Education.

Enter the relevant full-time equivalent (FTE) count of teachers in each column. For example, school with 20 full-time teachers and 5 half-time teachers would have an FTE count of 22.5.

Entry 11 Uncertified Teachers

School Name:

Instructions for Reporting Percent of Uncertified Teachers

Required of Regents, NYCDOE, and Buffalo BOE Authorized Charter Schools

The table below reflects the information collected through the online portal for compliance with New York State Education Law 2854(3)(a-1) for teaching staff qualifications. Uncertified teachers are those not certified pursuant to the State Certification Requirements established by the NYSED Commissioner of Education. Enter the relevant full-time equivalent (FTE) count of teachers in each column. For example, a school with 20 full-time teachers and 5 half-time teachers would have an FTE count of 22.5.

If more than one line applies to a teacher, please include in only one FTE uncertified category. Please do not include paraprofessionals, such as teacher aides.

CATEGORY A. 30% OR 5 UNCERTIFIED TEACHERS WHICHEVER IS LESS

	FTE Count
i. FTE count of uncertified teacher with at least three years of elementary, middle or secondary classroom teaching experience (as of June 30, 2022)	
ii. FTE count of uncertified teachers who are tenured or tenure track college faculty (as of June 30, 2022)	
iii. FTE count of uncertified teachers with two years of Teach for America experience (as of June 30, 2022)	
iv. FTE count of uncertified teachers with exceptional business, professional, artistic, athletic, or military experience (as of June 30, 2022)	
Total Category A: 5 or 30% whichever is less	0

CATEGORY B. PLUS FIVE UNCERTIFIED TEACHERS IN MATHEMATICS, SCIENCE, COMPUTER SCIENCE, TECHNOLOGY OR CAREER AND TECHNICAL EDUCATION.

	FTE Count
i. Mathematics	
ii. Science	
iii. Computer Science	
. Technology	
. Career and Technical Education	
Total Category B: not to exceed 5	0

CATEGORY C: PLUS 5 ADDITIONAL UNCERTIFIED TEACHERS

	FTE Count
i. FTE count of uncertified teacher with at least three years of elementary, middle or secondary classroom teaching experience (as of June 30, 2022)	
ii. FTE count of uncertified teachers who are tenured or tenure track college faculty (as of June 30, 2022)	
iii. FTE count of uncertified teachers with two years of Teach for America experience (as of June 30, 2022)	
. FTE count of uncertified teachers with exceptional business, professional, artistic, athletic, or military experience (as June 30, 2022)	
Total Category C: not to exceed 5	0

TOTAL FTE COUNT OF UNCERTIFIED TEACHERS (Sum of Categories A, B AND C)

(Include teachers who do not fit in one of these categories or if did fit would exceed the numerical limits for that category)

	FTE Count
Total	

CATEGORY D: TOTAL FTE COUNT OF UNCATEGORIZED, UNCERTIFIED TEACHERS

(Include teachers who do not fit in one of these categories or if did fit would exceed the numerical limits for that category)

	FTE Count
Total Category D	

CATEGORY E: TOTAL FTE COUNT OF CERTIFIED TEACHERS

	FTE Count
Total Category E	

CATEGORY F: TOTAL FTE COUNT OF ALL TEACHERS

Please do not include paraprofessionals, such as teacher aides.

	FTE Count
Total Category F	

Thank you.



Entry 12 Organization Chart

Incomplete Hidden from applicant

Instructions

Required of Regents, NYCDOE, and Buffalo BOE Authorized Charter Schools ONLY

Upload the 2021-2022 **Organization Chart**. The organization chart should include position titles and reporting relationships. Employee names should **not** appear on the chart.

Entry 13 School Calendar

Completed Aug 1 2022

[Instructions for submitting School Calendar](#)

Required of ALL Charter Schools

If the charter school has tentative calendar based on available information and guidance at the time, please submit with the August 1, 2022 submission. Charter schools must upload final school calendar into the portal and may do so at any time but no later than **September 15, 2022**.

School calendars must meet the [minimum instructional requirements](#) as required of other public schools *"... unless the school's charter requires more instructional time than is required under the regulations."*

Board of Regents-authorized charter schools also are required to submit school calendars that clearly indicate the start and end date of the instructional year AND the number of instructional hours and/or instructional days for each month. See an example of calendar showing the requested information. Schools are encouraged to use calendar template and ensure there is monthly tally of instructional days.

PLEASE NOTE: This is a required task, and it is marked optional for administrative purposes only.

School Calendar 2022-2023 (Public)

Filename: School Calendar 2022 2023 Public.pdf Size: 89.1 kB

Entry 14 Links to Critical Documents on School Website

Completed Aug 1 2022

Instructions

Required of ALL Charter Schools noting that SUNY-authorized charter schools are not required to submit item 5: Authorizer-approved DASA policy and NYSED-Approved School Discipline Policy

By law, each charter school is required to maintain certain notices and policies listed on its website. Please insert the [link](#) from the school's website for each of the items:

1. Current Annual Report (i.e., 2021-2022 Annual Report);[\[1\]](#)
2. Board meeting notices, agendas and documents;
3. New York State School Report Card;
4. Authorizer-approved DASA policy and NYSED-Approved School Discipline policy **(For Regents, NYCDOE, and Buffalo BOE-Authorized Charter Schools ONLY)**;
5. District-wide safety plan, not building level safety plan (as per the September 2021 [Emergency Response Plan Memo](#));
6. Authorizer-approved FOIL policy; and
7. Subject matter list of FOIL records. (Example: See [NYSED Subject Matter List](#))

[1] Each charter school is required to make the Annual Report publicly available by August 1 and to post on their respective charter school website. Each school should post an updated and complete version to include accountability data and financial statements that are not or may not be available until after the August deadline (i.e., Repost when financials have been submitted in November.)

Form for Entry 14 Links to Critical Documents on School Website

School Name: Roosevelt Childrens Academy Charter School

Required of ALL Charter Schools noting that SUNY-authorized charter schools are not required to submit item 4: Authorizer-approved DASA policy and NYSED-Approved School Discipline Policy

By law, each charter school is required to maintain certain notices and policies listed on its website. Please insert the link from the school’s website for each of the items:

	Link to Documents
1. Current Annual Report (i.e., 2021-2022 Annual Report)	https://www.rcacs.org/District/
2. Board meeting notices, agendas and documents	https://www.rcacs.org/files/user/200/file/2022-2023%20BOARD%20OF%20TRUSTEES%20COMMITTEE%20MEETING%20ACADEMIC%20COMMITTEE%20MEETING%20CALENDAR.pdf
3. New York State School Report Card	https://www.rcacs.org/District/
4. Authorizer-approved DASA Policy and NYSED-Approved School Discipline Policy (For Regents, NYCDOE, and Buffalo BOE-Authorized Charter Schools ONLY)	
5. District-wide safety plan, not a building level safety plan (as per the September 2021 Emergency Response Plan Memo	https://www.rcacs.org/files/user/200/file/2021_2022 District Wide School Safety Plan RCAC DRAFT EAP re 12 2021.pdf
6. Authorizer-approved FOIL Policy	https://www.rcacs.org/District/1983-Untitled.html
7. Subject matter list of FOIL records. (Example: See NYSED Subject Matter List)	https://www.rcacs.org/District/1983-Untitled.html

Thank you.



Entry 15 Staff Roster

Incomplete Hidden from applicant

[INSTRUCTIONS](#)

Required of Regents and NYCDOE-authorized Charter Schools ONLY

Please click on the MS Excel [Faculty/Staff Roster Template](#) and provide the following information for **ANY and ALL** instructional and non-instructional employees.

Use of the 2021-2022 Annual Report Faculty/Staff roster template is required. Each of the data elements, with the exception of the Notes, are required, and use of the drop-down options, when provided, is also required. Reminders: Please use the notes section provided to add any additional information as deemed necessary. Failure to adhere to the guidelines and validations in the Staff Roster Template will result in resubmission of fully corrected roster.

Please note the roster should include all staff employed any point from July 1, 2021 to June 30, 2022, including those employed on June 30th.

**Disclosure of Financial Interest by a Current
or Former Trustee**

Trustee Name:

Darrell Garner

Name of Charter School Education Corporation:

Roosevelt Children's Academy Charter School

1. List all positions held on the education corporation Board of Trustees ("Board") (e.g., chair, vice-chair, treasurer, secretary, parent representative, etc.).

Trustee

2. Are you related, by blood or marriage, to any person employed by the school and/or education corporation?

Yes No

If **Yes**, please describe the nature of your relationship and the person's position, job description, and other responsibilities with the school.

3. Are you related by blood, or marriage, or legal adoption/guardianship to any student currently enrolled in a school operated by the education corporation?

Yes No

If **Yes**, please describe the nature of your relationship and if the student could benefit from your participation.

4. Are you related, by blood or marriage, to any person that could otherwise benefit from your participation as a board member of the education corporation?

Yes No

If **Yes**, please describe the nature of your relationship and if this person could benefit from your participation.

5. Are you a past, current, or prospective employee of the charter school, education corporation, and/or an entity that provides comprehensive management services ("CMO"), whether for-profit or not-for-profit, which contracts, or may contract, with the charter school or education corporation; or do you serve as an employee, officer, or director of, or own a controlling interest in, a business or entity that contracts, or does business with, or plans to contract or do business with, the charter school, education corporation, and/or a CMO, whether for-profit or not-for-profit, including, but not limited to, the lease of real or personal property to the said entities?

Yes No

If **Yes**, please provide a description of the position(s) you hold, your responsibilities, your salary and your start date.

6. Identify each interest/transaction (and provide the requested information) that you, any of your immediate family members, and/or any persons who you reside with have held or engaged in with the charter school(s) operated by the education corporation during the time you have served on the Board, and in the six months prior to such service. If there has been no such interest or transaction, check **None**.

None

Date(s)	Nature of financial interest / transaction	Steps taken to avoid a conflict of interest, (e.g., did not vote, did not participate in discussion)	Name of person holding interest or engaging in transaction and relationship to you

7. Identify each individual, business, corporation, union association, firm, partnership, franchise holding company, joint-stock company, business or real estate trust, non-profit organization, or other organization or group of people doing business with the school(s) operated by the education corporation **and** in which such entity, during the time of your tenure as a trustee, you and/or your immediate family member(s) or person(s) you reside with had a financial interest or other relationship. If you are a member, director, officer, or employee of an organization formally partnered with and/or doing business with the school(s) through a management or services agreement, please identify only the name of the organization, your position in the organization, and the relationship between such organization and the school(s). If there was no financial interest, check **None**.


None


Organization conducting business with the school(s)	Nature of business conducted	Approximate value of the business conducted	Name of Trustee and/or immediate family member of household holding an interest in the organization conducting business with the school(s) and the nature of the interest	Steps taken to avoid conflict of interest

This document is considered a public record and, as such, may be made available to members of the public upon request under the Freedom of Information Law. The personal contact information provided below will be redacted.

Business Telephone:

Business Address:



DocuSigned by:

A3E603614770479...

8/11/2022

Signature

Date

Acceptable signature formats include:

- Digitally certified PDF signature
- Print form, manually sign, scan to PDF

last revised 04/2022

**Disclosure of Financial Interest by a Current
or Former Trustee**

Trustee Name:

Denise Washington

Name of Charter School Education Corporation:

Roosevelt Children's Academy Charter School

1. List all positions held on the education corporation Board of Trustees ("Board") (e.g., chair, vice-chair, treasurer, secretary, parent representative, etc.).

Vice Chair

2. Are you related, by blood or marriage, to any person employed by the school and/or education corporation?

Yes No

If **Yes**, please describe the nature of your relationship and the person's position, job description, and other responsibilities with the school.

3. Are you related by blood, or marriage, or legal adoption/guardianship to any student currently enrolled in a school operated by the education corporation?

Yes No

If **Yes**, please describe the nature of your relationship and if the student could benefit from your participation.

4. Are you related, by blood or marriage, to any person that could otherwise benefit from your participation as a board member of the education corporation?

Yes No

If **Yes**, please describe the nature of your relationship and if this person could benefit from your participation.

5. Are you a past, current, or prospective employee of the charter school, education corporation, and/or an entity that provides comprehensive management services ("CMO"), whether for-profit or not-for-profit, which contracts, or may contract, with the charter school or education corporation; or do you serve as an employee, officer, or director of, or own a controlling interest in, a business or entity that contracts, or does business with, or plans to contract or do business with, the charter school, education corporation, and/or a CMO, whether for-profit or not-for-profit, including, but not limited to, the lease of real or personal property to the said entities?

Yes No

If **Yes**, please provide a description of the position(s) you hold, your responsibilities, your salary and your start date.

6. Identify each interest/transaction (and provide the requested information) that you, any of your immediate family members, and/or any persons who you reside with have held or engaged in with the charter school(s) operated by the education corporation during the time you have served on the Board, and in the six months prior to such service. If there has been no such interest or transaction, check **None**.

None

Date(s)	Nature of financial interest / transaction	Steps taken to avoid a conflict of interest, (e.g., did not vote, did not participate in discussion)	Name of person holding interest or engaging in transaction and relationship to you

7. Identify each individual, business, corporation, union association, firm, partnership, franchise holding company, joint-stock company, business or real estate trust, non-profit organization, or other organization or group of people doing business with the school(s) operated by the education corporation **and** in which such entity, during the time of your tenure as a trustee, you and/or your immediate family member(s) or person(s) you reside with had a financial interest or other relationship. If you are a member, director, officer, or employee of an organization formally partnered with and/or doing business with the school(s) through a management or services agreement, please identify only the name of the organization, your position in the organization, and the relationship between such organization and the school(s). If there was no financial interest, check **None**.


None

Organization conducting business with the school(s)	Nature of business conducted	Approximate value of the business conducted	Name of Trustee and/or immediate family member of household holding an interest in the organization conducting business with the school(s) and the nature of the interest	Steps taken to avoid conflict of interest

This document is considered a public record and, as such, may be made available to members of the public upon request under the Freedom of Information Law. The personal contact information provided below will be redacted.

Business Telephone:

Business Address:



DocuSigned by:
Denise Washington
3A68B40CB6C6488...

7/19/2022

Signature

Date

Acceptable signature formats include:

- Digitally certified PDF signature
- Print form, manually sign, scan to PDF

last revised 04/2022

**Disclosure of Financial Interest by a Current
or Former Trustee**

Trustee Name:

John SH Chien

Name of Charter School Education Corporation:

Roosevelt Children's Academy Charter School

1. List all positions held on the education corporation Board of Trustees ("Board") (e.g., chair, vice-chair, treasurer, secretary, parent representative, etc.).

Treasurer

2. Are you related, by blood or marriage, to any person employed by the school and/or education corporation?

Yes No

If **Yes**, please describe the nature of your relationship and the person's position, job description, and other responsibilities with the school.

3. Are you related by blood, or marriage, or legal adoption/guardianship to any student currently enrolled in a school operated by the education corporation?

Yes No

If **Yes**, please describe the nature of your relationship and if the student could benefit from your participation.

4. Are you related, by blood or marriage, to any person that could otherwise benefit from your participation as a board member of the education corporation?

Yes No

If **Yes**, please describe the nature of your relationship and if this person could benefit from your participation.

5. Are you a past, current, or prospective employee of the charter school, education corporation, and/or an entity that provides comprehensive management services ("CMO"), whether for-profit or not-for-profit, which contracts, or may contract, with the charter school or education corporation; or do you serve as an employee, officer, or director of, or own a controlling interest in, a business or entity that contracts, or does business with, or plans to contract or do business with, the charter school, education corporation, and/or a CMO, whether for-profit or not-for-profit, including, but not limited to, the lease of real or personal property to the said entities?

Yes No

If **Yes**, please provide a description of the position(s) you hold, your responsibilities, your salary and your start date.

6. Identify each interest/transaction (and provide the requested information) that you, any of your immediate family members, and/or any persons who you reside with have held or engaged in with the charter school(s) operated by the education corporation during the time you have served on the Board, and in the six months prior to such service. If there has been no such interest or transaction, check **None**.

None

Date(s)	Nature of financial interest / transaction	Steps taken to avoid a conflict of interest, (e.g., did not vote, did not participate in discussion)	Name of person holding interest or engaging in transaction and relationship to you

7. Identify each individual, business, corporation, union association, firm, partnership, franchise holding company, joint-stock company, business or real estate trust, non-profit organization, or other organization or group of people doing business with the school(s) operated by the education corporation **and** in which such entity, during the time of your tenure as a trustee, you and/or your immediate family member(s) or person(s) you reside with had a financial interest or other relationship. If you are a member, director, officer, or employee of an organization formally partnered with and/or doing business with the school(s) through a management or services agreement, please identify only the name of the organization, your position in the organization, and the relationship between such organization and the school(s). If there was no financial interest, check **None**.


None


Organization conducting business with the school(s)	Nature of business conducted	Approximate value of the business conducted	Name of Trustee and/or immediate family member of household holding an interest in the organization conducting business with the school(s) and the nature of the interest	Steps taken to avoid conflict of interest

This document is considered a public record and, as such, may be made available to members of the public upon request under the Freedom of Information Law. The personal contact information provided below will be redacted.

Business Telephone:

Business Address:



DocuSigned by:

616913D414E6416...

8/10/2022

Signature

Date

Acceptable signature formats include:

- Digitally certified PDF signature
- Print form, manually sign, scan to PDF

last revised 04/2022

**Disclosure of Financial Interest by a Current
or Former Trustee**

Trustee Name:

King-Cheek

Name of Charter School Education Corporation:

Roosevelt Children's Academy Charter School

1. List all positions held on the education corporation Board of Trustees ("Board") (e.g., chair, vice-chair, treasurer, secretary, parent representative, etc.).

Trustee

2. Are you related, by blood or marriage, to any person employed by the school and/or education corporation?

Yes No

If **Yes**, please describe the nature of your relationship and the person's position, job description, and other responsibilities with the school.

3. Are you related by blood, or marriage, or legal adoption/guardianship to any student currently enrolled in a school operated by the education corporation?

Yes No

If **Yes**, please describe the nature of your relationship and if the student could benefit from your participation.

4. Are you related, by blood or marriage, to any person that could otherwise benefit from your participation as a board member of the education corporation?

Yes No

If **Yes**, please describe the nature of your relationship and if this person could benefit from your participation.

5. Are you a past, current, or prospective employee of the charter school, education corporation, and/or an entity that provides comprehensive management services ("CMO"), whether for-profit or not-for-profit, which contracts, or may contract, with the charter school or education corporation; or do you serve as an employee, officer, or director of, or own a controlling interest in, a business or entity that contracts, or does business with, or plans to contract or do business with, the charter school, education corporation, and/or a CMO, whether for-profit or not-for-profit, including, but not limited to, the lease of real or personal property to the said entities?

Yes No

If **Yes**, please provide a description of the position(s) you hold, your responsibilities, your salary and your start date.

6. Identify each interest/transaction (and provide the requested information) that you, any of your immediate family members, and/or any persons who you reside with have held or engaged in with the charter school(s) operated by the education corporation during the time you have served on the Board, and in the six months prior to such service. If there has been no such interest or transaction, check **None**.

None

Date(s)	Nature of financial interest / transaction	Steps taken to avoid a conflict of interest, (e.g., did not vote, did not participate in discussion)	Name of person holding interest or engaging in transaction and relationship to you

7. Identify each individual, business, corporation, union association, firm, partnership, franchise holding company, joint-stock company, business or real estate trust, non-profit organization, or other organization or group of people doing business with the school(s) operated by the education corporation **and** in which such entity, during the time of your tenure as a trustee, you and/or your immediate family member(s) or person(s) you reside with had a financial interest or other relationship. If you are a member, director, officer, or employee of an organization formally partnered with and/or doing business with the school(s) through a management or services agreement, please identify only the name of the organization, your position in the organization, and the relationship between such organization and the school(s). If there was no financial interest, check **None**.


None

Organization conducting business with the school(s)	Nature of business conducted	Approximate value of the business conducted	Name of Trustee and/or immediate family member of household holding an interest in the organization conducting business with the school(s) and the nature of the interest	Steps taken to avoid conflict of interest

This document is considered a public record and, as such, may be made available to members of the public upon request under the Freedom of Information Law. The personal contact information provided below will be redacted.

Business Telephone:

Business Address:



DocuSigned by:
King-Cheek
5026CD731027458...

7/3/2022

Signature

Date

Acceptable signature formats include:

- Digitally certified PDF signature
- Print form, manually sign, scan to PDF

last revised 04/2022

**Disclosure of Financial Interest by a Current
or Former Trustee**

Trustee Name:

Rev. Reginald Tuggle

Name of Charter School Education Corporation:

Roosevelt Children's Academy Charter School

1. List all positions held on the education corporation Board of Trustees ("Board") (e.g., chair, vice-chair, treasurer, secretary, parent representative, etc.).

Chair

2. Are you related, by blood or marriage, to any person employed by the school and/or education corporation?

Yes No

If **Yes**, please describe the nature of your relationship and the person's position, job description, and other responsibilities with the school.

3. Are you related by blood, or marriage, or legal adoption/guardianship to any student currently enrolled in a school operated by the education corporation?

Yes No

If **Yes**, please describe the nature of your relationship and if the student could benefit from your participation.

4. Are you related, by blood or marriage, to any person that could otherwise benefit from your participation as a board member of the education corporation?

Yes No

If **Yes**, please describe the nature of your relationship and if this person could benefit from your participation.

5. Are you a past, current, or prospective employee of the charter school, education corporation, and/or an entity that provides comprehensive management services ("CMO"), whether for-profit or not-for-profit, which contracts, or may contract, with the charter school or education corporation; or do you serve as an employee, officer, or director of, or own a controlling interest in, a business or entity that contracts, or does business with, or plans to contract or do business with, the charter school, education corporation, and/or a CMO, whether for-profit or not-for-profit, including, but not limited to, the lease of real or personal property to the said entities?

Yes No

If **Yes**, please provide a description of the position(s) you hold, your responsibilities, your salary and your start date.

6. Identify each interest/transaction (and provide the requested information) that you, any of your immediate family members, and/or any persons who you reside with have held or engaged in with the charter school(s) operated by the education corporation during the time you have served on the Board, and in the six months prior to such service. If there has been no such interest or transaction, check **None**.

None

Date(s)	Nature of financial interest / transaction	Steps taken to avoid a conflict of interest, (e.g., did not vote, did not participate in discussion)	Name of person holding interest or engaging in transaction and relationship to you

7. Identify each individual, business, corporation, union association, firm, partnership, franchise holding company, joint-stock company, business or real estate trust, non-profit organization, or other organization or group of people doing business with the school(s) operated by the education corporation **and** in which such entity, during the time of your tenure as a trustee, you and/or your immediate family member(s) or person(s) you reside with had a financial interest or other relationship. If you are a member, director, officer, or employee of an organization formally partnered with and/or doing business with the school(s) through a management or services agreement, please identify only the name of the organization, your position in the organization, and the relationship between such organization and the school(s). If there was no financial interest, check **None**.


None


Organization conducting business with the school(s)	Nature of business conducted	Approximate value of the business conducted	Name of Trustee and/or immediate family member of household holding an interest in the organization conducting business with the school(s) and the nature of the interest	Steps taken to avoid conflict of interest

This document is considered a public record and, as such, may be made available to members of the public upon request under the Freedom of Information Law. The personal contact information provided below will be redacted.

Business Telephone:

Business Address:



DocuSigned by:

2178E47F656440F...

7/8/2022

Signature

Date

Acceptable signature formats include:

- Digitally certified PDF signature
- Print form, manually sign, scan to PDF

last revised 04/2022

**Disclosure of Financial Interest by a Current
or Former Trustee**

Trustee Name:

Toni Burden

Name of Charter School Education Corporation:

Roosevelt Children's Academy Charter School

1. List all positions held on the education corporation Board of Trustees ("Board") (e.g., chair, vice-chair, treasurer, secretary, parent representative, etc.).

Secretary

2. Are you related, by blood or marriage, to any person employed by the school and/or education corporation?

Yes **No**

If **Yes**, please describe the nature of your relationship and the person's position, job description, and other responsibilities with the school.

Mom

Part time summer office assistant.

Sister

Receptionist

3. Are you related by blood, or marriage, or legal adoption/guardianship to any student currently enrolled in a school operated by the education corporation?

Yes **No**

If **Yes**, please describe the nature of your relationship and if the student could benefit from your participation.

4. Are you related, by blood or marriage, to any person that could otherwise benefit from your participation as a board member of the education corporation?

Yes No

If **Yes**, please describe the nature of your relationship and if this person could benefit from your participation.

5. Are you a past, current, or prospective employee of the charter school, education corporation, and/or an entity that provides comprehensive management services ("CMO"), whether for-profit or not-for-profit, which contracts, or may contract, with the charter school or education corporation; or do you serve as an employee, officer, or director of, or own a controlling interest in, a business or entity that contracts, or does business with, or plans to contract or do business with, the charter school, education corporation, and/or a CMO, whether for-profit or not-for-profit, including, but not limited to, the lease of real or personal property to the said entities?

Yes No

If **Yes**, please provide a description of the position(s) you hold, your responsibilities, your salary and your start date.

6. Identify each interest/transaction (and provide the requested information) that you, any of your immediate family members, and/or any persons who you reside with have held or engaged in with the charter school(s) operated by the education corporation during the time you have served on the Board, and in the six months prior to such service. If there has been no such interest or transaction, check **None**.

None

Date(s)	Nature of financial interest / transaction	Steps taken to avoid a conflict of interest, (e.g., did not vote, did not participate in discussion)	Name of person holding interest or engaging in transaction and relationship to you

7. Identify each individual, business, corporation, union association, firm, partnership, franchise holding company, joint-stock company, business or real estate trust, non-profit organization, or other organization or group of people doing business with the school(s) operated by the education corporation **and** in which such entity, during the time of your tenure as a trustee, you and/or your immediate family member(s) or person(s) you reside with had a financial interest or other relationship. If you are a member, director, officer, or employee of an organization formally partnered with and/or doing business with the school(s) through a management or services agreement, please identify only the name of the organization, your position in the organization, and the relationship between such organization and the school(s). If there was no financial interest, check **None**.

None

Organization conducting business with the school(s)	Nature of business conducted	Approximate value of the business conducted	Name of Trustee and/or immediate family member of household holding an interest in the organization conducting business with the school(s) and the nature of the interest	Steps taken to avoid conflict of interest

This document is considered a public record and, as such, may be made available to members of the public upon request under the Freedom of Information Law. The personal contact information provided below will be redacted.

Business Telephone:

Business Address:



DocuSigned by:
Toni Burden
AA7D282812D94EB...

7/31/2022

Signature

Date

Acceptable signature formats include:

- Digitally certified PDF signature
- Print form, manually sign, scan to PDF

last revised 04/2022

**Disclosure of Financial Interest by a Current
or Former Trustee**

Trustee Name:

Wanda I. Arroyo Coronel

Name of Charter School Education Corporation:

Roosevelt Children's Academy Charter School

1. List all positions held on the education corporation Board of Trustees ("Board") (e.g., chair, vice-chair, treasurer, secretary, parent representative, etc.).

Trustee

2. Are you related, by blood or marriage, to any person employed by the school and/or education corporation?

Yes No

If **Yes**, please describe the nature of your relationship and the person's position, job description, and other responsibilities with the school.

3. Are you related by blood, or marriage, or legal adoption/guardianship to any student currently enrolled in a school operated by the education corporation?

Yes No

If **Yes**, please describe the nature of your relationship and if the student could benefit from your participation.

4. Are you related, by blood or marriage, to any person that could otherwise benefit from your participation as a board member of the education corporation?

Yes No

If **Yes**, please describe the nature of your relationship and if this person could benefit from your participation.

5. Are you a past, current, or prospective employee of the charter school, education corporation, and/or an entity that provides comprehensive management services ("CMO"), whether for-profit or not-for-profit, which contracts, or may contract, with the charter school or education corporation; or do you serve as an employee, officer, or director of, or own a controlling interest in, a business or entity that contracts, or does business with, or plans to contract or do business with, the charter school, education corporation, and/or a CMO, whether for-profit or not-for-profit, including, but not limited to, the lease of real or personal property to the said entities?

Yes No

If **Yes**, please provide a description of the position(s) you hold, your responsibilities, your salary and your start date.

6. Identify each interest/transaction (and provide the requested information) that you, any of your immediate family members, and/or any persons who you reside with have held or engaged in with the charter school(s) operated by the education corporation during the time you have served on the Board, and in the six months prior to such service. If there has been no such interest or transaction, check **None**.

None

Date(s)	Nature of financial interest / transaction	Steps taken to avoid a conflict of interest, (e.g., did not vote, did not participate in discussion)	Name of person holding interest or engaging in transaction and relationship to you

7. Identify each individual, business, corporation, union association, firm, partnership, franchise holding company, joint-stock company, business or real estate trust, non-profit organization, or other organization or group of people doing business with the school(s) operated by the education corporation **and** in which such entity, during the time of your tenure as a trustee, you and/or your immediate family member(s) or person(s) you reside with had a financial interest or other relationship. If you are a member, director, officer, or employee of an organization formally partnered with and/or doing business with the school(s) through a management or services agreement, please identify only the name of the organization, your position in the organization, and the relationship between such organization and the school(s). If there was no financial interest, check **None**.


None

Organization conducting business with the school(s)	Nature of business conducted	Approximate value of the business conducted	Name of Trustee and/or immediate family member of household holding an interest in the organization conducting business with the school(s) and the nature of the interest	Steps taken to avoid conflict of interest

This document is considered a public record and, as such, may be made available to members of the public upon request under the Freedom of Information Law. The personal contact information provided below will be redacted.

Business Telephone:

Business Address:



DocuSigned by:
Wanda Arroyo
012D9C5E2806475...

7/21/2022

Signature

Date

Acceptable signature formats include:

- Digitally certified PDF signature
- Print form, manually sign, scan to PDF

last revised 04/2022



July 12, 2021

Town of Hempstead
Department of Buildings
Public Assembly
1 Washington Street
Hempstead, NY 11050-4923

Re: Fire Alarm System
Roosevelt Children's Academy
105 Pleasant Avenue
Roosevelt, NY 11575-1715

Dear Inspector:

This is to verify that a Fire Alarm test has been performed at the above referenced location on February 18, 2021 in accordance with New York State Fire Code Rules the NFPA Standards and the Nassau County Fire Marshal's requirements.

The Fire Alarm System was found to be in good operating condition.

Sincerely,

Douglas Walter

Douglas Walter
Vice President

Roosevelt Children's Academy Charter School

201 Debevoise Avenue, Roosevelt, NY 11575
Phone: (516) 442-2148 ext.: 8206 Fax: (516) 223-3989

www.rcacs.org

Philip Leconte
Chief Operating Officer / CFO

November 14, 2022

Reid CPA's, LLP
7600 Jericho Turnpike, Suite 400
Woodbury, NY 11797

This representation letter is provided in connection with your audit of the financial statements of Roosevelt Children's Academy Charter School, Inc. (the "School"), which comprise the statements of financial position as of June 30, 2022 and the related statements of activities, cash flows and functional expenses for the year then ended, and the related notes to the financial statements, for the purpose of expressing an opinion as to whether the financial statements are presented fairly, in all material respects, in accordance with accounting principles generally accepted in the United States (U.S. GAAP).

Certain representations in this letter are described as being limited to matters that are material. Items are considered material, regardless of size, if they involve an omission or misstatement of accounting information that, in light of surrounding circumstances, makes it probable that the judgment of a reasonable person relying on the information would be changed or influenced by the omission or misstatement. An omission or misstatement that is monetarily small in amount could be considered material as a result of qualitative factors.

We confirm, to the best of our knowledge and belief, as of November 14, 2022, the following representations made to you during your audit.

Financial Statements

- 1) We have fulfilled our responsibilities, as set out in the terms of the audit engagement letter dated September 15, 2022, including our responsibility for the preparation and fair presentation of the financial statements in accordance with U.S. GAAP.
- 2) The financial statements referred to above are fairly presented in conformity with U.S. GAAP.
- 3) We acknowledge our responsibility for the design, implementation, and maintenance of internal control relevant to the preparation and fair presentation of financial statements that are free from material misstatement, whether due to fraud or error.
- 4) We acknowledge our responsibility for the design, implementation, and maintenance of internal control to prevent and detect fraud.
- 5) Significant assumptions we used in making accounting estimates, including those measured at fair value, are reasonable.
- 6) Related-party relationships and transactions have been appropriately accounted for and disclosed in accordance with U.S. GAAP.

- 7) All events subsequent to the date of the financial statements and for which U.S. GAAP requires adjustment or disclosure have been adjusted or disclosed.
- 8) The effects of uncorrected misstatements are immaterial, both individually and in the aggregate, to the financial statements as a whole.
- 9) The effects of all known actual or possible litigation, claims, and assessments have been accounted for and disclosed in accordance with U.S. GAAP.
- 10) Material concentrations have been appropriately disclosed in accordance with U.S. GAAP.
- 11) Guarantees, whether written or oral, under which the Organization is contingently liable, have been properly recorded or disclosed in accordance with U.S. GAAP.

Information Provided

- 12) We have provided you with:
 - a) Access to all information, of which we are aware, that is relevant to the preparation and fair presentation of the financial statements, such as records, documentation, and other matters.
 - b) Additional information that you have requested from us for the purpose of the audit.
 - c) Unrestricted access to persons within the school from whom you determined it necessary to obtain audit evidence.
 - d) Minutes of the meetings of the governing board or summaries of actions of recent meetings for which minutes have not yet been prepared.
- 13) All material transactions have been recorded in the accounting records and are reflected in the financial statements.
- 14) We have disclosed to you the results of our assessment of the risk that the financial statements may be materially misstated as a result of fraud.
- 15) We have no knowledge of any fraud or suspected fraud that affects the Organization and involves:
 - 1) Management,
 - 2) Employees who have significant roles in internal control
- 16) We have no knowledge of any allegations of fraud or suspected fraud affecting the school's financial statements communicated by employees, former employees, grantors, regulators, or others.
- 17) We have no knowledge of any instances of noncompliance or suspected noncompliance with laws and regulations whose effects should be considered when preparing financial statements.
- 18) We have disclosed to you all known actual or possible litigation, claims, and assessment whose effects should be considered when preparing the financial statements.
- 19) We have disclosed to you the identity of the school's related parties and all the related-party relationships and transactions of which we are aware.
- 20) The school has satisfactory title to all owned assets, and there are no liens or encumbrances on such assets nor has any asset been pledged as collateral.
- 21) We are responsible for compliance with the laws, regulations, and provisions of contracts and grant agreements applicable to us.

- 22) There were no instances that have occurred, or are likely to have occurred, of fraud and noncompliance with provisions of laws and regulations that we believe have a material effect on the financial statements or other financial data significant to the audit objectives, and any other instances that warrant the attention of those charged with governance.
- 23) There were no instances that have occurred, or are likely to have occurred, of noncompliance with provisions of contracts and grant agreements that we believe have a material effect on the determination of financial statements amounts or other financial data significant to the audit objectives.
- 24) There were no instances that have occurred, or are likely to have occurred, of abuse that could be quantitatively or qualitatively material to the financial statements or other financial data significant to the audit objectives.
- 25) The school is an exempt organization under Section 501(c)(3) of the Internal Revenue Code. Any activities of which we are aware that would jeopardize the school's tax-exempt status, and all activities subject to tax on unrelated business income or excise or other tax, have been disclosed to you. All required filings with tax authorities are up to date.
- 26) We acknowledge our responsibility for presenting the Statement of Functional Expenses in accordance with U.S. GAAP, and we believe the Statement of Functional Expenses, including its form and content, is fairly presented in accordance with U.S. GAAP. The methods of measurement and presentation of the Statement of Functional Expenses have not changed from those used in the prior period, and we have disclosed to you any significant assumptions or interpretations underlying the measurement and presentation of the supplementary information.
- 27) The defined benefit pension plan of the school is over funded by \$184,012 and \$208,044 as of June 30, 2022, and 2021 based on actuarial study performed by a third party engaged by the school. Such over funded balance is reflected as part of non-current assets on the statement of financial position.

Signature: _____

Title: _____

Signature: _____

Title: _____

ROOSEVELT CHILDREN'S ACADEMY
CHARTER SCHOOL, INC.

FINANCIAL STATEMENTS
AND
INDEPENDENT AUDITORS' REPORT

JUNE 30, 2022 AND 2021

TABLE OF CONTENTS

	<u>Page</u>
INDEPENDENT AUDITORS' REPORT	1-2
FINANCIAL STATEMENTS	
Statements of Financial Position	3
Statements of Activities and Changes in Net Assets	4
Statement of Functional Expenses for the year ended June 30, 2022	5
Statement of Functional Expenses for the year ended June 30, 2021	6
Statements of Cash Flows	7
Notes to Financial Statements	8-23



INDEPENDENT AUDITORS' REPORT

To the Board of Trustees of
Roosevelt Children's Academy Charter School, Inc.

Report on the Financial Statements

We have audited the accompanying financial statements of Roosevelt Children's Academy Charter School, Inc. (a nonprofit organization) (the "School"), which comprise the statements of financial position as of June 30, 2022 and 2021 and the related statements of activities, functional expenses and cash flows for the years then ended, and the related notes to the financial statements.

In our opinion, the financial statements referred to above present fairly, in all material respects, the financial position of Roosevelt Children's Academy Charter School, Inc. as of June 30, 2022 and 2021, and the changes in its net assets and its cash flows for the years then ended in accordance with accounting principles generally accepted in the United States of America.

Basis for Opinion

We conducted our audits in accordance with auditing standards generally accepted in the United States of America. Our responsibilities under those standards are further described in the Auditor's Responsibilities for the Audit of the Financial Statements section of our report. We are required to be independent of Roosevelt Children's Academy Charter School, Inc. and to meet our other ethical responsibilities in accordance with the relevant ethical requirements relating to our audits. We believe that the audit evidence we have obtained is sufficient and appropriate to provide a basis for our audit opinion.

Responsibilities of Management for the Financial Statements

Management is responsible for the preparation and fair presentation of the financial statements in accordance with accounting principles generally accepted in the United States of America, and for the design, implementation, and maintenance of internal control relevant to the preparation and fair presentation of financial statements that are free from material misstatement, whether due to fraud or error.

In preparing the financial statements, management is required to evaluate whether there are conditions or events, considered in the aggregate, that raise substantial doubt about Roosevelt Children's Academy Charter School, Inc.'s ability to continue as a going concern within one year after the date that the financial statements are available to be issued.



Auditor's Responsibilities for the Audit of the Financial Statements

Our objectives are to obtain reasonable assurance about whether the financial statements as a whole are free from material misstatement, whether due to fraud or error, and to issue an auditor's report that includes our opinion. Reasonable assurance is a high level of assurance but is not absolute assurance and therefore is not a guarantee that an audit conducted in accordance with generally accepted auditing standards will always detect a material misstatement when it exists. The risk of not detecting a material misstatement resulting from fraud is higher than for one resulting from error, as fraud may involve collusion, forgery, intentional omissions, misrepresentations, or the override of internal control. Misstatements are considered material if there is a substantial likelihood that, individually or in the aggregate, they would influence the judgment made by a reasonable user based on the financial statements.

In performing an audit in accordance with generally accepted auditing standards, we:

- Exercise professional judgment and maintain professional skepticism throughout the audit.
- Identify and assess the risks of material misstatement of the financial statements, whether due to fraud or error, and design and perform audit procedures responsive to those risks. Such procedures include examining, on a test basis, evidence regarding the amounts and disclosures in the financial statements.
- Obtain an understanding of internal control relevant to the audit in order to design audit procedures that are appropriate in the circumstances, but not for the purpose of expressing an opinion on the effectiveness of Roosevelt Children's Academy Charter School, Inc.'s internal control. Accordingly, no such opinion is expressed.
- Evaluate the appropriateness of accounting policies used and the reasonableness of significant accounting estimates made by management, as well as evaluate the overall presentation of the financial statements.
- Conclude whether, in our judgment, there are conditions or events, considered in the aggregate, that raise substantial doubt about Roosevelt Children's Academy Charter School, Inc.'s ability to continue as a going concern for a reasonable period of time.

We are required to communicate with those charged with governance regarding, among other matters, the planned scope and timing of the audit, significant audit findings, and certain internal control related matters that we identified during the audit

Reid CPAs, LLP

Woodbury, New York
November 14, 2022

ROOSEVELT CHILDREN'S ACADEMY
CHARTER SCHOOL, INC.
STATEMENT OF FINANCIAL POSITION
JUNE 30,

	2022	2021
ASSETS		
CURRENT ASSETS		
Cash and cash equivalents	\$ 8,205,080	\$ 12,177,569
Grants and contracts receivable	4,043,187	4,067,249
Short-term investments	2,985,285	-
Prepaid expenses	222,266	244,166
TOTAL CURRENT ASSETS	15,455,818	16,488,984
PROPERTY AND EQUIPMENT		
At cost, less accumulated depreciation and amortization of \$4,346,158 in 2022 and \$3,780,647 in 2021	14,777,442	10,308,780
NON CURRENT ASSETS		
Excess pension plan contribution	184,012	208,044
Restricted cash	75,407	3,078,007
Grants and contracts receivable	329,118	28,460
Security deposits	30,371	30,371
TOTAL NONCURRENT ASSETS	618,908	3,344,882
TOTAL ASSETS	\$ 30,852,168	\$ 30,142,646
LIABILITIES AND NET ASSETS		
CURRENT LIABILITIES		
Accounts payable and accrued expenses	\$ 583,586	\$ 966,701
Advance billing	2,088,977	2,315,326
Deferred revenue	17,628	-
TOTAL CURRENT LIABILITIES	2,690,191	3,282,027
TOTAL LIABILITIES	2,690,191	3,282,027
COMMITMENTS AND CONTINGENCIES		
NET ASSETS		
Without donor restrictions	28,000,557	26,752,239
With donor restrictions	161,420	108,380
TOTAL NET ASSETS	28,161,977	26,860,619
TOTAL LIABILITIES AND NET ASSETS	\$ 30,852,168	\$ 30,142,646

See accompanying notes to financial statements.

ROOSEVELT CHILDREN'S ACADEMY
CHARTER SCHOOL, INC.
STATEMENTS OF ACTIVITIES AND CHANGES IN NET ASSETS
YEARS ENDED JUNE 30,

	2022			2021		
	Without Donor Restrictions	With Donor Restrictions	Total	Without Donor Restrictions	With Donor Restrictions	Total
Revenue, gains and other support						
Public School District						
Resident student enrollment	\$ 14,439,906	\$ -	\$ 14,439,906	\$ 13,459,362	\$ -	\$ 13,459,362
Federal grants and contracts	1,212,094	-	1,212,094	403,506	-	403,506
State grants and contracts	7,691	-	7,691	3,245	-	3,245
Investment return, net	(14,343)	-	(14,343)	-	-	-
Other	67,856	23,829	91,685	102,895	18,992	121,887
Forgiveness of PPP Loan	-	-	-	1,633,286	-	1,633,286
Net assets released from restrictions	(29,211)	29,211	-	(4,714)	4,714	-
Total revenues and other support	<u>15,683,993</u>	<u>53,040</u>	<u>15,737,033</u>	<u>15,597,580</u>	<u>23,706</u>	<u>15,621,286</u>
Expenses and losses						
Regular education	10,950,338	-	10,950,338	10,531,591	-	10,531,591
Special education	1,936,224	-	1,936,224	1,747,758	-	1,747,758
Management and general	1,501,087	-	1,501,087	1,590,386	-	1,590,386
Fundraising and special events	29,211	-	29,211	4,714	-	4,714
Total Expenses	<u>14,416,860</u>	<u>-</u>	<u>14,416,860</u>	<u>13,874,449</u>	<u>-</u>	<u>13,874,449</u>
Loss on disposal of fixed assets	18,815	-	18,815	-	-	-
Total expenses and losses	<u>14,435,676</u>	<u>-</u>	<u>14,435,676</u>	<u>13,874,449</u>	<u>-</u>	<u>13,874,449</u>
Increase (Decrease) in net assets from Operating Activities	1,248,318	53,040	1,301,358	1,723,131	23,706	1,746,837
Net Assets at beginning of year	<u>26,752,239</u>	<u>108,380</u>	<u>26,860,619</u>	<u>25,029,108</u>	<u>84,674</u>	<u>25,113,782</u>
Net Assets at end of year	<u>\$ 28,000,557</u>	<u>\$ 161,420</u>	<u>\$ 28,161,977</u>	<u>\$ 26,752,239</u>	<u>\$ 108,380</u>	<u>\$ 26,860,619</u>

See accompanying notes to financial statements.

ROOSEVELT CHILDREN'S ACADEMY
CHARTER SCHOOL, INC.
STATEMENT OF FUNCTIONAL EXPENSES
YEAR ENDED JUNE 30, 2022

	Program Services			Support Services		Total
	Regular Education	Special Education	Total	Management and General	Fundraising	
EXPENSES						
Salaries and wages	\$ 5,275,369	\$ 763,540	\$ 6,038,909	\$ 902,366	\$ -	\$ 6,941,275
Payroll tax expenses and fringe benefits	1,911,535	276,670	-2,188,205	326,973	-	2,515,178
Total Personnel Service Costs	7,186,904	1,040,210	- 8,227,114	1,229,339	-	9,456,453
Consultants - education	852,174	213,043	1,065,217	-	-	1,065,217
Food purchases	561,350	140,337	701,687	-	-	701,687
Insurance expense	100,207	5,809	106,016	39,211	-	145,227
Supplies and materials	296,228	78,994	375,222	19,749	-	394,971
Textbooks	40,100	10,025	50,125	-	-	50,125
Telephone	55,774	3,233	59,007	21,824	-	80,831
Occupancy	398,815	106,351	505,166	26,588	-	531,754
Field trips	41,596	10,399	51,995	-	-	51,995
Fundraising expenses	-	-	-	-	29,211	29,211
Staff development	40,651	10,163	50,814	-	-	50,814
Equipment - rentals	31,286	1,814	33,100	12,242	-	45,342
Professional fees	90,267	5,233	95,500	35,322	-	130,822
Repairs and maintenance	425,043	113,345	538,388	28,336	-	566,724
Travel	3,027	175	3,202	1,185	-	4,387
Board of Trustees	2,659	154	2,813	1,040	-	3,853
Utilities	158,700	42,320	201,020	10,580	-	211,600
Depreciation	513,629	136,968	650,597	34,242	-	684,839
Postage	9,967	578	10,545	3,900	-	14,445
Advertising	8,477	491	8,968	3,317	-	12,285
Administrative fees	75,947	4,403	80,350	29,718	-	110,068
Student testing and incentives	46,054	11,513	57,567	-	-	57,567
Other	11,483	666	12,149	4,494	-	16,643
TOTAL EXPENSES	\$ 10,950,338	\$ 1,936,224	\$ 12,886,562	\$ 1,501,087	\$ 29,211	\$ 14,416,860

See accompanying notes to financial statements

ROOSEVELT CHILDREN'S ACADEMY
 CHARTER SCHOOL, INC.
 STATEMENT OF FUNCTIONAL EXPENSES
 YEAR ENDED JUNE 30, 2021

	Program Services			Support Services		Total
	Regular Education	Special Education	Total	Management and General	Fundraising	
EXPENSES						
Salaries and wages	\$ 6,007,827	\$ 869,554	\$ 6,877,381	\$ 1,027,655	\$ -	\$ 7,905,036
Payroll tax expenses and fringe benefits	1,965,624	284,498	2,250,122	336,225	-	2,586,347
Total Personnel Service Costs	7,973,451	1,154,052	9,127,503	1,363,880	-	10,491,383
Consultants - education	498,785	124,696	623,481	-	-	623,481
Food purchases	186,262	46,565	232,827	-	-	232,827
Insurance expense	98,413	5,705	104,118	38,510	-	142,628
Supplies and materials	243,661	64,976	308,637	16,244	-	324,881
Textbooks	19,250	4,812	24,062	-	-	24,062
Telephone	46,930	2,721	49,651	18,364	-	68,015
Occupancy	376,610	100,429	477,039	25,107	-	502,146
Field trips	94,470	23,618	118,088	-	-	118,088
Fundraising expenses	-	-	-	-	4,714	4,714
Staff development	42,123	10,531	52,654	-	-	52,654
Equipment - rentals	35,033	2,031	37,064	13,709	-	50,773
Professional fees	72,485	4,202	76,687	28,364	-	105,051
Repairs and maintenance	255,641	68,171	323,812	17,043	-	340,855
Travel	3,917	227	4,144	1,533	-	5,677
Board of Trustees	2,110	122	2,232	826	-	3,058
Utilities	145,355	38,761	184,116	9,690	-	193,806
Depreciation	301,626	80,434	382,060	20,108	-	402,168
Postage	12,115	702	12,817	4,741	-	17,558
Advertising	4,554	264	4,818	1,782	-	6,600
Administrative fees	72,794	4,220	77,014	28,484	-	105,498
Student testing and incentives	40,892	10,223	51,115	-	-	51,115
Other	5,114	296	5,410	2,001	-	7,411
TOTAL EXPENSES	\$ 10,531,591	\$ 1,747,758	\$ 12,279,349	\$ 1,590,386	\$ 4,714	\$ 13,874,449

See accompanying notes to financial statements

ROOSEVELT CHILDREN'S ACADEMY
CHARTER SCHOOL, INC.
STATEMENTS OF CASH FLOWS
YEARS ENDED JUNE 30,

	<u>2022</u>	<u>2021</u>
CASH FLOWS FROM OPERATING ACTIVITIES		
Change in net assets	\$ 1,301,358	\$ 1,746,837
Adjustments to reconcile change in net assets to net cash provided (used) by operating activities:		
Depreciation and amortization	684,839	402,168
Loss on disposal of fixed assets	18,815	-
Forgiveness of PPP Loan	-	(1,630,885)
Changes in assets and liabilities:		
Grants and contracts receivable	(276,596)	(1,175,660)
Prepaid expenses	21,899	23,884
Accounts payable and accrued expenses	(383,113)	122,675
Advance billing	(226,349)	321,773
Deferred revenue	17,628	(5,231)
Total adjustments	<u>(142,877)</u>	<u>(1,941,276)</u>
Net cash provided (used) by operating activities	<u>1,158,481</u>	<u>(194,439)</u>
CASH FLOWS FROM INVESTING ACTIVITIES		
Purchase of property and equipment	(5,172,316)	(1,724,846)
Purchase of short-term investments	<u>(2,985,285)</u>	<u>-</u>
Net cash used by investing activities	<u>(8,157,601)</u>	<u>(1,724,846)</u>
CASH FLOWS FROM FINANCING ACTIVITIES		
Excess pension plan contribution	<u>24,032</u>	<u>45,030</u>
Net cash provided by financing activities	<u>24,032</u>	<u>45,030</u>
NET DECREASE IN CASH	(6,975,088)	(1,874,255)
CASH, CASH EQUIVALENTS AND RESTRICTED CASH- beginning	<u>15,255,575</u>	<u>17,129,830</u>
CASH, CASH EQUIVALENTS AND RESTRICTED CASH- end	<u>\$ 8,280,487</u>	<u>\$ 15,255,575</u>

See accompanying notes to financial statements.

ROOSEVELT CHILDREN'S ACADEMY CHARTER SCHOOL, INC
NOTES TO THE FINANCIAL STATEMENTS
JUNE 30, 2022 AND 2021

1. ORGANIZATION SUMMARY

Roosevelt Children's Academy Charter School, Inc. (the "School"), a 501(c)(3) tax-exempt organization, is a charter public elementary and middle school located in Roosevelt, New York. The School was chartered during July 2000, and the first classes were offered during the 2000-2001 school year. The School is incorporated under a charter granted by the Board of Regents on behalf of the New York State ("State") Education Department (the "NYSED").

The School charter was renewed in June 2020 for an additional five years through June 2025. The School educates children on a completely nondiscriminatory and secular basis. The founders and supporters of the School believe that access to a public education of high quality for all children is the foremost issue. The focus of the School is on the core skills of reading, language, writing and mathematics, with an extended day, a high degree of individualized instruction, and an innovative research based academic curriculum. Enrollment is open to all potential student candidates, with a preference for those residing in the immediate area. In fiscal years 2022 and 2021, the Charter School operated classes for students in kindergarten through 8th grade.

The School has initiated plans to expand its capacity to enroll additional students. The plans include the purchase of land adjacent to the existing school building and the issuance of Nassau County bonds to finance the construction of the facility. (See subsequent event note 16 for additional information).

LIQUIDITY

The School has approximately \$15.2M of financial assets available within one year of the statement of financial position to meet cash needs for general expenditures consisting of \$8.2M in cash, \$3M in short-term investments and \$4M in grants and contributions receivable.

The School is substantially supported by revenues from the Federal and New York State government. As part of its liquidity management, it has a policy to structure its financial assets to be available as its general expenditures, liabilities and other obligations become due. The School invests some of its cash in excess of daily requirements in short-term investments.

2. SUMMARY OF SIGNIFICANT ACCOUNTING POLICIES

BASIS OF ACCOUNTING

The financial statements of the School have been prepared on the accrual basis of accounting in conformity with accounting principles generally accepted in the United States of America (U.S. GAAP).

ROOSEVELT CHILDREN'S ACADEMY CHARTER SCHOOL, INC
NOTES TO THE FINANCIAL STATEMENTS
JUNE 30, 2022 AND 2021

2. SUMMARY OF SIGNIFICANT ACCOUNTING POLICIES (CONTINUED)

INVESTMENTS

Investments are reported in the statement of financial position at fair value, which is determined using quoted market prices. Unrealized gains and losses are included in the change in net assets.

NET ASSET PRESENTATION

The classification of the School's net assets and its support, revenue and expenses is based on the existence or absence of donor-imposed restrictions or time restrictions. It requires that the amounts for each of the two classes of net assets: with donor restrictions and without donor restrictions be displayed in a statement of financial position and that the amounts of change in each of those classes of net assets be displayed in a statement of activities.

Net assets with donor imposed restrictions result from (a) contributions and other inflows of assets whose use by the School is limited by donor-imposed stipulations that neither expire by passage of time nor can be fulfilled or otherwise removed by actions of the School and (b) contributions and other inflows of assets whose use by the School is limited by donor-imposed stipulations that either expire by passage of time or can be fulfilled and removed by actions of the School pursuant to those stipulations.

When such stipulations end or are fulfilled, such net assets with donor restrictions are reclassified to net assets without donor restrictions and reported in the statement of activities.

CASH AND CASH EQUIVALENTS

For purposes of the Statements of Cash Flows, the School considers all short-term, highly liquid investments with an initial maturity of three months or less to be cash equivalents.

FINANCIAL INSTRUMENTS

The School's financial instruments include cash, due from government agencies, marketable securities, accounts payable, advance billing and deferred revenue for which carrying values approximate fair values due to the short maturities of those instruments.

LAND, BUILDING AND EQUIPMENT

Property and equipment are recorded at cost. Additions and improvements or betterments in excess of \$5,000 with an estimated useful life of greater than one year are capitalized. Depreciation and amortization are computed using the straight-line method over the estimated useful lives of the assets. Normal replacement and maintenance costs are

ROOSEVELT CHILDREN'S ACADEMY CHARTER SCHOOL, INC
NOTES TO THE FINANCIAL STATEMENTS
JUNE 30, 2022 AND 2021

2. SUMMARY OF SIGNIFICANT ACCOUNTING POLICIES (CONTINUED)

LAND, BUILDING AND EQUIPMENT (CONTINUED)

charged to earnings as incurred and major renewals and significant improvements are capitalized. When assets are retired or otherwise disposed of, the cost and related accumulated depreciation and amortization are removed from the accounts and the resulting gain or loss for the year is included in income.

The estimated useful lives of the fixed assets are as follows:	<u>(Years)</u>
School buildings	20
Building Improvements	20
Leasehold Improvements	10
Furniture and fixtures	7
Office equipment	7
Computer equipment	3
Automobiles	5
Software	3

Depreciation for construction-in-progress will commence over the estimated useful lives of the respective assets when the assets are placed in service.

ASSET IMPAIRMENT

The School reviews long-lived assets, including equipment, for impairment whenever events or changes in business circumstances indicate that the carrying amount of an asset may not be fully recoverable. An impairment loss would be recognized when the estimated future cash flows from the use of the asset are less than the carrying amount of that asset.

RESTRICTED CASH

Restricted cash related to a reserve account that is required to be maintained by the School in accordance with the charter requirements of \$75,407 and \$75,357 as of June 30, 2022 and 2021 as well as \$3,000,000 in restricted cash as required by the line of credit arrangement with a bank providing the school with a \$4,500,000 line as of June 30, 2021. This line of credit was revoked April 1, 2022.

ADVANCE BILLING

Advance billing represents tuition and fees received for the next school term.

DONATED SERVICES

Donated services are recognized as contributions if the services (a) create or enhance nonfinancial assets or (b) require specialized skills, are performed by people with those skills, and would otherwise be purchased by the School. A number of volunteers have made contributions of their time to the School to develop its academic programs or serve on the School's board of trustees.

ROOSEVELT CHILDREN'S ACADEMY CHARTER SCHOOL, INC
NOTES TO THE FINANCIAL STATEMENTS
JUNE 30, 2022 AND 2021

2. SUMMARY OF SIGNIFICANT ACCOUNTING POLICIES (CONTINUED)

DONATED SERVICES (CONTINUED)

Teachers also provided fund-raising services throughout the fiscal year. None of these services are recognized as contributions in the accompanying financial statements since the specialized skill criteria for recognition under U.S. GAAP have not been met.

REVENUE RECOGNITION

Revenue from state and local governments resulting from the School's charter status is based on the number of students enrolled, and is recorded when services are performed in accordance with the charter agreement. The New York State Department of Education mandates the rate per pupil. Such revenue is recognized ratably over the related school year in which it is earned.

Revenue from federal and state government grants and contracts is recognized by the School when qualifying expenditures are incurred and billable to the government or when required services have been provided during the applicable school year. Funds received in advance are recorded as unearned revenue.

GRANTS AND CONTRACTS RECEIVABLE

Grants and contracts receivable represent funds under charter school contracts that have been billed but not collected as of the date of the financial statements. Grants and contracts receivable are recorded at net realizable value. As of June 30, 2022 and 2021, the School's management has determined that there are no potentially uncollectible receivables and thus, an allowance for doubtful accounts is not necessary. Such estimate is based on management's experience, the aging of receivables, subsequent receipts and current economic conditions.

STUDENT ENROLLMENT

Enrollment of available class slots is open to all potential student candidates with those residing in the immediate area given first preference. A lottery is held to award these available slots.

FUNCTIONAL EXPENSE ALLOCATION

The costs of providing programs and other activities have been summarized on a functional basis in the accompanying statement of activities. The expenses allocated include: Occupancy based on square footage, travel, repairs and maintenance, professional fees and staff development based on time and effort. Accordingly, certain costs have been allocated among the respective programs and supporting services benefited using methodologies developed by management as follows:

ROOSEVELT CHILDREN'S ACADEMY CHARTER SCHOOL, INC
NOTES TO THE FINANCIAL STATEMENTS
JUNE 30, 2022 AND 2021

2. SUMMARY OF SIGNIFICANT ACCOUNTING POLICIES (CONTINUED)

FUNCTIONAL EXPENSE ALLOCATION (CONTINUED)

- Program services – represents expenses directly associated with general education and special education for certain students requiring additional attention and guidance.
- Management and general – represents expenses related to the overall administration and operation of the School that are not associated with any program services or development.

INCOME TAXES

The School is exempt from Federal, state and local income taxes under Section 501 (c)(3) of the Internal Revenue Code ("IRC") and therefore has made no provision for income taxes in the accompanying financial statements. In addition, the School has been determined by the Internal Revenue Service not to be a private foundation within the meaning of Section 509(a)(2) and 170 (B)(1)(A)(II) of the IRC. There was no unrelated business income for the years ended June 30, 2022 and 2021, respectively.

The accounting standards on accounting for uncertainty in income taxes address the determination of whether tax benefits claimed or expected to be claimed on a tax return should be recorded in the financial statements. Under that guidance, the School may recognize the tax benefit from an uncertain tax position only if it is more likely than not that the tax position will be sustained on examination by taxing authorities based on the technical merits of the position. Examples of tax positions include the tax-exempt status of the School and various positions related to the potential sources of unrelated business income taxable ("UBIT"). The tax benefits recognized in the financial statements from a tax position are measured based on the largest benefit that has a greater than 50% likelihood of being realized upon ultimate settlement. There were no unrecognized tax benefits identified or recorded as liabilities for fiscal years 2022 and 2021.

The School has filed federal information returns, as required, and all other applicable returns in jurisdictions where required. For the years ended June 30, 2022 and 2021 respectively, there was no interest or penalties recorded or included in the statement of activities. The School is subject to routine audits by a taxing authority. As of June 30, 2022, the School was not subject to any examination by a taxing authority. Management believes it is no longer subject to income tax examination by taxing authorities for the years prior to June 30, 2019.

ROOSEVELT CHILDREN'S ACADEMY CHARTER SCHOOL, INC
NOTES TO THE FINANCIAL STATEMENTS
JUNE 30, 2022 AND 2021

2. SUMMARY OF SIGNIFICANT ACCOUNTING POLICIES (CONTINUED)

USE OF ESTIMATES

The preparation of financial statements in conformity with accounting principles generally accepted in the United States of America requires management to make estimates and assumptions that affect the reported amounts of assets and liabilities and disclosures of contingent assets and liabilities at the date of the financial statements and the reported amounts of revenues and expenses during the reporting period. On an ongoing basis, management evaluates the estimates and assumptions based on new information. Management believes that the estimates and assumptions are reasonable in the circumstances; however, actual results could differ from those estimates.

NEW ACCOUNTING STANDARDS ADOPTED AND TO BE ADOPTED

Through June 2022, the Financial Accounting Standards Board ("FASB") issued various updates ("ASUs") to the FASB Accounting Standards Codification ("ASC"). No ASU's were adopted during the year ended June 30, 2022 that had a material effect on its financial statements. In addition, management believes that ASUs that have a prospective effective date will not have a material impact on its financial statements. ASU 2017-07 related to Improving the Presentation of Net Periodic Pension Cost and Net Periodic Postretirement Benefit Cost was implemented in the current fiscal year with no material effect on the financial statements.

Revenue from Contracts with Customers

In May 2014, the FASB Update 2014-09, "Revenue from Contracts with Customers," which is a comprehensive new revenue recognition standard that will supersede existing revenue recognition guidance. The core principle of the guidance is that an entity should recognize revenue to depict the transfer of promised goods and services to customers in an amount that reflects the consideration to which the entity expects to be entitled in exchange for those goods or services. The amendments in this update are required to be applied retrospectively to each prior reporting period presented or with the cumulative effect being recognized at the date of initial application. The School has adopted ASU 2014-09 with no material effect on its financial statements.

Leases

On February 25, 2016, the FASB issued ASU 2016-02, "Leases," which will require lessees to recognize a lease liability, which is the lessee's obligation to make lease payments arising

ROOSEVELT CHILDREN'S ACADEMY CHARTER SCHOOL, INC
NOTES TO THE FINANCIAL STATEMENTS
JUNE 30, 2022 AND 2021

2. SUMMARY OF SIGNIFICANT ACCOUNTING POLICIES (CONTINUED)

NEW ACCOUNTING STANDARDS ADOPTED AND TO BE ADOPTED (CONTINUED)

from a lease, measured on a discounted basis; and a right-of-use asset, which is an asset that represents the lessee's right to use, or control the use of, a specified asset for the lease term. The standard is effective for non-public business and private not for profit entities for fiscal years beginning after December 15, 2021 and the School is currently evaluating the impact of the pending adoption of ASU 2016-02.

3. CONCENTRATION OF CREDIT RISK

The School maintains its cash balances at financial institutions located in New York and are insured by the Federal Deposit Insurance Corporation ("FDIC") up to \$250,000 at each institution. At June 30, 2022 and 2021, the School's uninsured cash balances totaled approximately \$7,500,000 and \$14,700,000 respectively. The School's management monitors the balances in excess of the FDIC coverage to limit any exposure to loss due to credit risk on cash and cash equivalents. However, the School has not experienced any losses in such accounts and does not believe it is exposed to significant risk on its cash and cash equivalent accounts.

4. PUPIL ENROLLMENT AND OTHER REVENUES FROM GOVERNMENT AGENCIES

Under the School's charter school agreement and the Charter Schools Act, the School is entitled to receive funding from the NYSED through pupil enrollment funds. The calculation of the amounts to be paid to the School under these programs is determined by the NYSED and is based on complex laws and regulations, enrollment levels, and economic information related to the home school districts of the children enrolled in the School. If these regulations were to change, or other factors included in the calculations were to change, the level of funding that the School receives could vary significantly.

Federal food subsidies and Title I, II and IV funds are received through grants approved by the U.S. Department of Agriculture and Education, respectively. The State food subsidies are received through grants approved by the NYSED.

The amount received from government agencies and included as revenue in the Statements of Activities consist of the following as of June 30:

	<u>2022</u>	<u>2021</u>
NYSED (pupil enrollment)	\$ 14,439,906	\$ 13,459,362
Federal Government	1,212,094	403,506
New York State	<u>7,691</u>	<u>3,245</u>
	<u>\$ 15,659,691</u>	<u>\$ 13,866,113</u>

ROOSEVELT CHILDREN'S ACADEMY CHARTER SCHOOL, INC
NOTES TO THE FINANCIAL STATEMENTS
JUNE 30, 2022 AND 2021

5. INVESTMENTS

Investments are carried at fair value and realized and unrealized gains and losses are reflected within investment return, net, in the statements of activities and changes and in net assets. The School invested its excess cash in short-term investments and investment as of June 30, 2022 was \$2,999,628 which will mature on April 30, 2023.

Investments at June 30 are summarized as follows:

	<u>2022</u>
Investments at beginning of year	\$ -
Investments during the year	2,999,628
Investment return, net	(14,343)
Investment – Matured	<u>-</u>
Investments at end of year	<u>\$2,985,285</u>

6. CASH, CASH EQUIVALENTS AND RESTRICTED CASH

The following table summarizes cash, cash equivalents and restricted cash as reported on the statements of cash flow:

	<u>2022</u>	<u>2021</u>
Cash and cash equivalents	\$ 8,205,082	\$ 12,177,569
Restricted cash	<u>75,407</u>	<u>3,078,007</u>
Total cash, cash equivalents and restricted cash reported on statements of cash flow	<u>\$ 8,280,489</u>	<u>\$ 15,255,576</u>

7. ADVANCE BILLING AND DEFERRED REVENUES

The School invoices the appropriate school districts in June for the first two months of the following fiscal year. Those billings will be recognized during the next fiscal year. At June 30, 2022 and 2021, advance billing totaled \$2,088,977 and \$2,315,326, respectively.

ROOSEVELT CHILDREN'S ACADEMY CHARTER SCHOOL, INC
NOTES TO THE FINANCIAL STATEMENTS
JUNE 30, 2022 AND 2021

7. ADVANCE BILLING AND DEFERRED REVENUES (CONTINUED)

	2022	2021
Balance at the beginning of year	\$2,315,326	\$1,993,553
Additions:		
Advance billing issued	2,088,977	2,315,326
Reductions:		
Advance billing earned	<u>2,315,326</u>	<u>1,993,553</u>
Balance at end of year	<u>\$2,088,977</u>	<u>\$2,315,326</u>

As of June 30, 2022 and 2021, the School received no advance payments from school districts. Other deferred revenues as of June 30, 2022 and 2021 were \$17,628 and \$0 respectively.

8. PROPERTY AND EQUIPMENT

At June 30, property and equipment consisted of the following

	2022	2021
Land	\$ 1,307,889	\$ 1,307,889
School buildings	5,952,993	5,959,997
Building improvements	1,757,392	1,702,610
Furniture and fixtures	118,907	115,282
Computer equipment	894,042	434,696
Office equipment	106,467	181,421
Software	53,753	99,769
Automobiles	<u>129,559</u>	<u>129,559</u>
	10,321,002	9,931,223
Less: Accumulated depreciation and amortization	<u>4,346,158</u>	<u>3,780,647</u>
	5,974,844	6,150,576
Construction in progress	<u>8,802,598</u>	<u>4,158,204</u>
Total	\$ <u>14,777,442</u>	\$ <u>10,308,780</u>

Depreciation and amortization expense for the years ended June 30, 2022 and 2021 were \$684,838 and \$402,168, respectively.

ROOSEVELT CHILDREN'S ACADEMY CHARTER SCHOOL, INC
NOTES TO THE FINANCIAL STATEMENTS
JUNE 30, 2022 AND 2021

8. PROPERTY AND EQUIPMENT (CONTINUED)

During the year ended June 30, 2022, the School wrote-off certain old assets that no longer had any use or value and incurred a \$18,815 loss on disposition.

9. CREDIT AGREEMENTS

The School had a \$4,500,000 variable revolving line of credit which was unused at June 30, 2021. The line of credit was subject to interest rate equal to the Wall Street Prime Rate with a minimum floor rate of 3.25% and requires the School to maintain a restricted cash balance of \$3,000,000 as collateral. The line of credit was terminated in April 2022.

10. PAYCHECK PROTECTION PROGRAM – SBA LOAN

The School received \$1,633,286 as an assistance from the COVID-19 Paycheck Protection Program – SBA Loan during May 2020 to assist in covering some of the costs of operations, as defined by the program. The loan was forgiven as it was used in accordance with the provisions of the CARES Act and reported as other income on the June 30, 2021 financial statements.

11. EMPLOYEE BENEFIT PLANS

DEFINED CONTRIBUTION PLAN

The School sponsors a 401(k) plan (the "Plan") that covers substantially all of its eligible employees. Employees are eligible for the Plan upon employment, and participation in the Plan is voluntary. Under the 401 (k) salary reduction provisions of the Plan, employees may elect to defer a portion of their compensation, subject to statutory limitations, and have the deferred amounts contributed to their retirement accounts which become fully vested immediately. The School matches participants' contributions to the Plan up to 4% of the individual participants' annual compensation. The School's contribution recognized in the Statements of Activities and Changes in Net Assets was \$154,350 and \$160,522 for the years ended June 30, 2022 and 2021, respectively. The Plan's assets are held in a separate trust for the exclusive benefit of the participants and beneficiaries and are not included in the accompanying financial statements.

DEFINED BENEFIT PLAN

The School sponsors a defined benefit pension plan (the "Cash Balance Plan") covering substantially all of its employees. Pension benefits are based on years of service and the employee's compensation during the last five years of employment. The School's funding policy is to make the minimum annual contribution required by applicable regulations. Contributions are intended to provide not only for benefits attributed to service to date but also for those expected to be earned in the future.

ROOSEVELT CHILDREN'S ACADEMY CHARTER SCHOOL, INC
NOTES TO THE FINANCIAL STATEMENTS
JUNE 30, 2022 AND 2021

11. EMPLOYEE BENEFIT PLANS (CONTINUED)
DEFINED BENEFIT PLAN (CONTINUED)

Pension Plan obligations and funded status:

	<u>2022</u>	<u>2021</u>
Projected benefit obligation at June 30	\$(3,015,855)	\$(2,478,707)
Pension Plan assets at fair value at June 30	<u>3,199,867</u>	<u>2,686,751</u>
Funded status	<u>\$ 184,012</u>	<u>\$208,044</u>

Reconciliation of Projected benefit obligation:

Benefit Obligation, Beginning of the Year	\$(2,478,707)	\$ (2,106,504)
Service Cost	(726,621)	(642,876)
Interest Cost	(67,756)	(49,974)
Actuarial Gain	44,291	18,607
Benefits Paid	<u>212,938</u>	<u>302,040</u>
Current year Benefit Obligation	<u>\$(3,015,855)</u>	<u>\$(2,478,707)</u>

Funded Position:

Projected benefit obligation	\$(3,015,855)	\$(2,478,707)
Market value of Assets	<u>3,199,867</u>	<u>2,686,751</u>
Funded status	184,012	208,044
Net Gain/(Loss)	<u>(26,312)</u>	<u>23,480</u>
Prepaid benefit Cost	<u>\$210,324</u>	<u>\$184,564</u>

Actuarial Assumptions

Based on discount rate of 4.55% at 6/30/2022 and 2.80% at 6/30/2021

Weighted-average rate of compensation increase: 3.0%

Mortality tables used:

For 2022, Pri-2012 Health Annuitant Tables with Generational Improvements using Scale MP-2021

For 2021, Pri2012 Health Annuitant Tables with Generational Improvements using Scale MP-2020

ROOSEVELT CHILDREN'S ACADEMY CHARTER SCHOOL, INC
NOTES TO THE FINANCIAL STATEMENTS
JUNE 30, 2022 AND 2021

11. EMPLOYEE BENEFIT PLANS (CONTINUED)
DEFINED BENEFIT PLAN (CONTINUED)

Amounts recognized in the Statement of Financial Position:

	<u>2022</u>	<u>2021</u>
Noncurrent Assets	\$ 184,012	\$ 208,044
Current Liabilities	-	-
Noncurrent Liabilities	-	-
Pension asset	<u>\$ 184,012</u>	<u>\$ 208,044</u>

Total Other Comprehensive Income:

Total Other Comprehensive Income	\$ -
Prior Service Cost at End of Year	-
Net (Gain)/Loss at End of Year	<u>26,312</u>
Balance at June 30, 2022	<u>\$ 26,312</u>

Net Periodic Benefit Cost:

Actuarial Assumptions

Discount Rate	2.80%	2.55%
Expected Return on Plan Assets	2.80%	2.80%
Salary Scale	3.00%	3.00%
Average Future Service	20.88	20.25

Components of Net Periodic Benefit Cost

Service Cost	\$ 726,621	\$ 642,876
Interest Cost	67,756	49,974
Expected Return on Assets	(85,137)	(65,618)
Amortization of ATO	-	-
Amortization of Prior Service Cost	-	-
Amortization of Net (Gain)/Loss	-	-
Preliminary Net Periodic Benefit Cost	<u>709,240</u>	<u>627,232</u>
Curtailment (G)/L Recognized	-	-
Settlement (G)/L Recognized	-	-
<u>Special Termination (G)/L Recognized</u>	<u>-</u>	<u>-</u>
Net Periodic Benefit Cost	<u>\$ 709,240</u>	<u>\$ 627,232</u>

ROOSEVELT CHILDREN'S ACADEMY CHARTER SCHOOL, INC
NOTES TO THE FINANCIAL STATEMENTS
JUNE 30, 2022 AND 2021

11. EMPLOYEE BENEFIT PLANS (CONTINUED)
DEFINED BENEFIT PLAN (CONTINUED)

Expected Benefit Payments:

Year	Active	Terminated	Retired	Total
2022	\$363,003	\$ -	\$ -	\$363,003
2023	\$106,400	\$ -	\$ -	\$106,400
2024	\$ 55,351	\$ -	\$ -	\$ 55,351
2025	\$ 47,274	\$ -	\$ -	\$ 47,274
2026	\$ 85,315	\$ -	\$ -	\$ 85,315
2027	\$232,102	\$ -	\$ -	\$232,102
2028	\$ 86,156	\$ 12,711	\$ -	\$ 98,867
2029	\$ 17,846	\$ -	\$ -	\$ 17,846
2030	\$ 31,020	\$ -	\$ -	\$ 31,020
2031	\$ <u>55,974</u>	\$ <u>-</u>	\$ <u>-</u>	\$ <u>55,974</u>
Total	\$ <u>1,080,441</u>	\$ <u>12,711</u>	\$ <u>-</u>	\$ <u>1,093,152</u>

Accounting principles generally accepted in the United States of America establishes a framework for measuring fair value. The framework provides a fair value hierarchy that prioritizes the inputs to valuation techniques to measure fair value. The hierarchy gives the highest priority to unadjusted quoted prices in active markets for identical assets or liabilities (Level 1 measurements) and the lowest priority to unobservable inputs (Level 3) measurements). The three levels of the fair value hierarchy under FASB ASC 820-10 are described below:

Level 1 - Inputs to valuation methodology are unadjusted quoted process for identical assets or liabilities in active markets.

Level 2 – Inputs to the valuation methodology include:

- Quoted prices for similar assets or liabilities in active markets;
- Quoted prices for identical or similar assets or liabilities in inactive markets;
- Inputs other than quoted prices that are observable for the asset or liability;

Inputs that are derived principally from or corroborated by observable market data by correlation or other means.

If the asset or liability has a specified (contractual) term, the level 2 input must be observable for substantially the full term of the asset or liability

ROOSEVELT CHILDREN'S ACADEMY CHARTER SCHOOL, INC
NOTES TO THE FINANCIAL STATEMENTS
JUNE 30, 2022 AND 2021

11. EMPLOYEE BENEFIT PLANS (CONTINUED)
DEFINED BENEFIT PLAN (CONTINUED)

Level 3 – Inputs to the valuation methodology are unobservable and significant to the fair value measurements.

The assets or liability's fair value measurement level within the fair value hierarchy is based on the lowest level of any input that is significant to the fair value measurement. Valuation techniques used need to maximize the use of observable inputs and minimize the use of unobservable inputs.

Following is a description of the valuation methodology used for assets measured at fair value. There have been no changes in the methodology used at June 30, 2022 and 2021:

Cash and cash equivalents and money market funds: Fair value equals cost.

The preceding method described may produce a fair value calculation that may not be indicative of net realizable value or reflective of future fair values. Furthermore, while the School believes its valuation method is appropriate and consistent with other market participants, the use of different methodologies or assumptions to determine fair value of certain financial instruments could result in a different fair value measurement at the reporting date.

The following table sets forth by level, within the fair value hierarchy; the School's Pension Plan assets measured at fair value on a recurring basis as of June 30, 2022 and 2021:

<u>Asset Class</u>	<u>Assets at Fair Value @ June 30, 2022</u>		
	<u>Total</u>	<u>Level 1</u>	<u>Level 2</u>
Cash	\$ 244,790	\$ 244,790	\$ -
Fixed Income Securities	\$ 1,550,072	\$ -	\$ 1,550,072
Annuities/Insurance	\$ <u>1,405,005</u>	\$ <u>-</u>	\$ <u>1,405,005</u>
	\$ <u>3,199,867</u>	\$ <u>244,790</u>	\$ <u>2,955,077</u>
	<u>Assets at Fair Value @ June 30, 2021</u>		
	<u>Total</u>	<u>Level 1</u>	<u>Level 2</u>
Cash	\$ 2,226,775	\$ 2,226,775	\$ -
Fixed Income Securities	\$ <u>459,976</u>	\$ <u>-</u>	\$ <u>459,976</u>
	\$ <u>2,686,751</u>	\$ <u>2,226,775</u>	\$ <u>459,976</u>

ROOSEVELT CHILDREN'S ACADEMY CHARTER SCHOOL, INC
 NOTES TO THE FINANCIAL STATEMENTS
 JUNE 30, 2022 AND 2021

12. LEASES

OPERATING LEASES

On June 30, 2016, the School entered into a new four-year non-cancelable lease agreement with its existing landlord and agreed to occupy additional space. The agreement provides for base rent plus utility costs and property insurance costs and expired June 30, 2020. The lease provides for four renewal options of five years each at a two percent increase in rental payments over the prior year.

Minimum future rental payments under non-cancelable operating leases having remaining terms in excess of one year as of June 30, 2022 for each of the next five years and in the aggregate are:

<u>Year ending June 30:</u>	<u>Amount</u>
2023	\$ 410,568
2024	418,776
2025	<u>427,152</u>
Total minimum future rental payments	\$ <u>1,256,496</u>

Rental expense was \$531,754 and \$502,146 for the years ended June 30, 2022 and 2021, respectively.

13. CONCENTRATIONS OF CREDIT RISK

The School receives approximately 92% and 86% all of its support and revenue from per pupil funding from the New York State Department of Education during the years ended June 30, 2022 and 2021, respectively. Additionally, the School's grants receivable consists of approximately 99% and 99% from the New York State Department of Education respectively. If the School's charter was modified, reducing or eliminating these revenues, the School's finances could be materially adversely affected and would have a significant impact on the School's ability to carry out its activities at current levels.

14. NONCOMPLIANCE WITH GRANTOR RESTRICTIONS

Certain grants and contracts may be subject to audit by the funding sources. Such audits might result in disallowances of costs submitted for reimbursements. Management is of the opinion that such cost disallowances, if any, will not have a material effect on the School's financial statements. Accordingly, no amounts have been provided in the accompanying financial statements for such potential claims.

ROOSEVELT CHILDREN'S ACADEMY CHARTER SCHOOL, INC
NOTES TO THE FINANCIAL STATEMENTS
JUNE 30, 2022 AND 2021

15. CONTINGENCIES

LITIGATION

The School continues to be a defendant in employment related lawsuits and arbitration matters. The School has defended itself vigorously in these matters. The losses, if any, from the open claims are not expected to have a material effect on the School's financial position or results of operations.

16. SUBSEQUENT EVENTS

The School's management has performed subsequent event procedures through November 14, 2022, which is the date the financial statements were available for issuance.

In March 2018 and October 2021, the School completed the purchase of two parcels of land adjacent to its existing school building. Plans include the construction of a school facility on the 111-115 Pleasant Avenue parcel of land. The Plans will be financed by the issuance of Nassau County backed bonds for approximately \$32 million. The School has engaged an underwriting firm to complete the financing and begin construction.

Return of Organization Exempt From Income Tax

Under section 501(c), 527, or 4947(a)(1) of the Internal Revenue Code (except private foundations)

2021
Open to Public Inspection

Department of the Treasury
Internal Revenue Service

Do not enter social security numbers on this form as it may be made public.
Go to www.irs.gov/Form990 for instructions and the latest information.

A For the 2021 calendar year, or tax year beginning **07/01/21**, and ending **06/30/22**

B Check if applicable:
 Address change
 Name change
 Initial return
 Final return/terminated
 Amended return
 Application pending

C Name of organization **ROOSEVELT CHILDREN'S ACADEMY CHARTER SCHOOL INC.**
 Doing business as
 Number and street (or P.O. box if mail is not delivered to street address) Room/suite
201 DEBEVOISE AVENUE
 City or town, state or province, country, and ZIP or foreign postal code
ROOSEVELT NY 11575

D Employer identification number
 Telephone number
516-771-4760

G Gross receipts \$ **15,751,375**

F Name and address of principal officer:
PHILIP A. LECONTE
201 DEBEVOISE AVENUE
ROOSEVELT NY 11575

H(a) Is this a group return for subordinates? Yes No
H(b) Are all subordinates included? Yes No
 If "No," attach a list. See instructions.

I Tax-exempt status: 501(c)(3) 501(c) () (insert no.) 4947(a)(1) or 527

J Website **WWW.RCACS.ORG**

K Form of organization: Corporation Trust Association Other

L Year of formation: **2000** **M** State of legal domicile: **NY**

H(c) Group exemption number

Part I Summary

Activities & Governance	1 Briefly describe the organization's mission or most significant activities: SEE SCHEDULE O		
	2 Check this box <input type="checkbox"/> if the organization discontinued its operations or disposed of more than 25% of its net assets.		
	3 Number of voting members of the governing body (Part VI, line 1a)	3	7
	4 Number of independent voting members of the governing body (Part VI, line 1b)	4	7
	5 Total number of individuals employed in calendar year 2021 (Part V, line 2a)	5	199
	6 Total number of volunteers (estimate if necessary)	6	0
	7a Total unrelated business revenue from Part VIII, column (C), line 12	7a	0
b Net unrelated business taxable income from Form 990-T, Part I, line 11	7b	0	
Revenue	8 Contributions and grants (Part VIII, line 1h)	Prior Year 453,306	Current Year 1,267,804
	9 Program service revenue (Part VIII, line 2g)	13,459,362	14,439,906
	10 Investment income (Part VIII, column (A), lines 3, 4, and 7d)	69,202	6,868
	11 Other revenue (Part VIII, column (A), lines 5, 6d, 8c, 9c, 10c, and 11e)	1,634,702	-11,229
	12 Total revenue - add lines 8 through 11 (must equal Part VIII, column (A), line 12)	15,616,572	15,703,349
Expenses	13 Grants and similar amounts paid (Part IX, column (A), lines 1-3)		0
	14 Benefits paid to or for members (Part IX, column (A), line 4)		0
	15 Salaries, other compensation, employee benefits (Part IX, column (A), lines 5-10)	10,491,383	9,456,452
	16a Professional fundraising fees (Part IX, column (A), line 11e)		0
	b Total fundraising expenses (Part IX, column (D), line 25) 0		
	17 Other expenses (Part IX, column (A), lines 11a-11d, 11f-24e)	3,378,353	4,931,193
18 Total expenses. Add lines 13-17 (must equal Part IX, column (A), line 25)	13,869,736	14,387,645	
19 Revenue less expenses. Subtract line 18 from line 12	1,746,836	1,315,704	
Net Assets or Fund Balances	20 Total assets (Part X, line 16)	Beginning of Current Year 30,142,646	End of Year 30,852,170
	21 Total liabilities (Part X, line 26)	3,282,028	2,690,191
	22 Net assets or fund balances. Subtract line 21 from line 20	26,860,618	28,161,979

Part II Signature Block

Under penalties of perjury, I declare that I have examined this return, including accompanying schedules and statements, and to the best of my knowledge and belief, it is true, correct, and complete. Declaration of preparer (other than officer) is based on all information of which preparer has any knowledge.

Sign Here Signature of officer: **PHILIP A. LECONTE** CFO Date: _____

Paid Preparer Use Only Print/Type preparer's name: **PATRICK YAGHDJIAN, CPA** Preparer's signature: **PATRICK YAGHDJIAN, CPA** Date: _____ Check if self-employed PTIN: *********

Firm's name: **REID CPAS, LLP** Firm's EIN: _____
 Firm's address: **7600 JERICHO TPKE STE 400 WOODBURY, NY 11797-1705** Phone no.: **516-802-0100**

May the IRS discuss this return with the preparer shown above? See instructions Yes No

Part III Statement of Program Service Accomplishments

Check if Schedule O contains a response or note to any line in this Part III

1 Briefly describe the organization's mission:

SEE SCHEDULE O

2 Did the organization undertake any significant program services during the year which were not listed on the prior Form 990 or 990-EZ?

Yes No

If "Yes," describe these new services on Schedule O.

3 Did the organization cease conducting, or make significant changes in how it conducts, any program services?

Yes No

If "Yes," describe these changes on Schedule O.

4 Describe the organization's program service accomplishments for each of its three largest program services, as measured by expenses. Section 501(c)(3) and 501(c)(4) organizations are required to report the amount of grants and allocations to others, the total expenses, and revenue, if any, for each program service reported.

4a (Code:) (Expenses \$ 10,950,338 including grants of\$) (Revenue \$ 14,439,906)

REGULAR EDUCATION

4b (Code:) (Expenses \$ 1,936,224 including grants of\$) (Revenue \$)

SPECIAL EDUCATION

4c (Code:) (Expenses \$ including grants of\$) (Revenue \$)

N/A

4d Other program services (Describe on Schedule O.)

(Expenses \$ including grants of\$) (Revenue \$)

4e Total program service expenses 12,886,562

Part IV Checklist of Required Schedules

	Yes	No
1 Is the organization described in section 501(c)(3) or 4947(a)(1) (other than a private foundation)? If "Yes," complete Schedule A	X	
2 Is the organization required to complete Schedule B, Schedule of Contributors (see instructions)?		X
3 Did the organization engage in direct or indirect political campaign activities on behalf of or in opposition to candidates for public office? If "Yes," complete Schedule C, Part I		X
4 Section 501(c)(3) organizations. Did the organization engage in lobbying activities, or have a section 501(h) election in effect during the tax year? If "Yes," complete Schedule C, Part II		X
5 Is the organization a section 501(c)(4), 501(c)(5), or 501(c)(6) organization that receives membership dues, assessments, or similar amounts as defined in Rev. Proc. 98-19? If "Yes," complete Schedule C, Part III		X
6 Did the organization maintain any donor advised funds or any similar funds or accounts for which donors have the right to provide advice on the distribution or investment of amounts in such funds or accounts? If "Yes," complete Schedule D, Part I		X
7 Did the organization receive or hold a conservation easement, including easements to preserve open space, the environment, historic land areas, or historic structures? If "Yes," complete Schedule D, Part II		X
8 Did the organization maintain collections of works of art, historical treasures, or other similar assets? If "Yes," complete Schedule D, Part III		X
9 Did the organization report an amount in Part X, line 21, for escrow or custodial account liability, serve as a custodian for amounts not listed in Part X; or provide credit counseling, debt management, credit repair, or debt negotiation services? If "Yes," complete Schedule D, Part IV		X
10 Did the organization, directly or through a related organization, hold assets in donor-restricted endowments or in quasi endowments? If "Yes," complete Schedule D, Part V		X
11 If the organization's answer to any of the following questions is "Yes," then complete Schedule D, Parts VI, VII, VIII, IX, or X, as applicable.		
a Did the organization report an amount for land, buildings, and equipment in Part X, line 10? If "Yes," complete Schedule D, Part VI	X	
b Did the organization report an amount for investments—other securities in Part X, line 12, that is 5% or more of its total assets reported in Part X, line 16? If "Yes," complete Schedule D, Part VII	X	
c Did the organization report an amount for investments—program related in Part X, line 13, that is 5% or more of its total assets reported in Part X, line 16? If "Yes," complete Schedule D, Part VIII		X
d Did the organization report an amount for other assets in Part X, line 15, that is 5% or more of its total assets reported in Part X, line 16? If "Yes," complete Schedule D, Part IX	X	
e Did the organization report an amount for other liabilities in Part X, line 25? If "Yes," complete Schedule D, Part X	X	
f Did the organization's separate or consolidated financial statements for the tax year include a footnote that addresses the organization's liability for uncertain tax positions under FIN 48 (ASC 740)? If "Yes," complete Schedule D, Part X		X
12a Did the organization obtain separate, independent audited financial statements for the tax year? If "Yes," complete Schedule D, Parts XI and XII	X	
b Was the organization included in consolidated, independent audited financial statements for the tax year? If "Yes," and if the organization answered "No" to line 12a, then completing Schedule D, Parts XI and XII is optional		X
13 Is the organization a school described in section 170(b)(1)(A)(ii)? If "Yes," complete Schedule E	X	
14a Did the organization maintain an office, employees, or agents outside of the United States?		X
b Did the organization have aggregate revenues or expenses of more than \$10,000 from grantmaking, fundraising, business, investment, and program service activities outside the United States, or aggregate foreign investments valued at \$100,000 or more? If "Yes," complete Schedule F, Parts I and IV		X
15 Did the organization report on Part IX, column (A), line 3, more than \$5,000 of grants or other assistance to or for any foreign organization? If "Yes," complete Schedule F, Parts II and IV		X
16 Did the organization report on Part IX, column (A), line 3, more than \$5,000 of aggregate grants or other assistance to or for foreign individuals? If "Yes," complete Schedule F, Parts III and IV		X
17 Did the organization report a total of more than \$15,000 of expenses for professional fundraising services on Part IX, column (A), lines 6 and 11e? If "Yes," complete Schedule G, Part I. See instructions		X
18 Did the organization report more than \$15,000 total of fundraising event gross income and contributions on Part VIII, lines 1c and 8a? If "Yes," complete Schedule G, Part II	X	
19 Did the organization report more than \$15,000 of gross income from gaming activities on Part VIII, line 9a? If "Yes," complete Schedule G, Part III		X
20a Did the organization operate one or more hospital facilities? If "Yes," complete Schedule H		X
b If "Yes" to line 20a, did the organization attach a copy of its audited financial statements to this return?		
21 Did the organization report more than \$5,000 of grants or other assistance to any domestic organization or domestic government on Part IX, column (A), line 1? If "Yes," complete Schedule I, Parts I and II		X

Part IV Checklist of Required Schedules (continued)

		Yes	No
22	Did the organization report more than \$5,000 of grants or other assistance to or for domestic individuals on Part IX, column (A), line 2? <i>If "Yes," complete Schedule I, Parts I and III</i>		X
23	Did the organization answer "Yes" to Part VII, Section A, line 3, 4, or 5 about compensation of the organization's current and former officers, directors, trustees, key employees, and highest compensated employees? <i>If "Yes," complete Schedule J</i>	X	
24a	Did the organization have a tax-exempt bond issue with an outstanding principal amount of more than \$100,000 as of the last day of the year, that was issued after December 31, 2002? <i>If "Yes," answer lines 24b through 24d and complete Schedule K. If "No," go to line 25a</i>		X
b	Did the organization invest any proceeds of tax-exempt bonds beyond a temporary period exception?		
c	Did the organization maintain an escrow account other than a refunding escrow at any time during the year to defease any tax-exempt bonds?		
d	Did the organization act as an "on behalf of" issuer for bonds outstanding at any time during the year?		
25a	Section 501(c)(3), 501(c)(4), and 501(c)(29) organizations. Did the organization engage in an excess benefit transaction with a disqualified person during the year? <i>If "Yes," complete Schedule L, Part I</i>		X
b	Is the organization aware that it engaged in an excess benefit transaction with a disqualified person in a prior year, and that the transaction has not been reported on any of the organization's prior Forms 990 or 990-EZ? <i>If "Yes," complete Schedule L, Part I</i>		X
26	Did the organization report any amount on Part X, line 5 or 22, for receivables from or payables to any current or former officer, director, trustee, key employee, creator or founder, substantial contributor, or 35% controlled entity or family member of any of these persons? <i>If "Yes," complete Schedule L, Part II</i>		X
27	Did the organization provide a grant or other assistance to any current or former officer, director, trustee, key employee, creator or founder, substantial contributor or employee thereof, a grant selection committee member, or to a 35% controlled entity (including an employee thereof) or family member of any of these persons? <i>If "Yes," complete Schedule L, Part III</i>		X
28	Was the organization a party to a business transaction with one of the following parties (see the Schedule L, Part IV, instructions for applicable filing thresholds, conditions, and exceptions):		
a	A current or former officer, director, trustee, key employee, creator or founder, or substantial contributor? <i>If "Yes," complete Schedule L, Part IV</i>		X
b	A family member of any individual described in line 28a? <i>If "Yes," complete Schedule L, Part IV</i>		X
c	A 35% controlled entity of one or more individuals and/or organizations described in line 28a or 28b? <i>If "Yes," complete Schedule L, Part IV</i>		X
29	Did the organization receive more than \$25,000 in non-cash contributions? <i>If "Yes," complete Schedule M</i>		X
30	Did the organization receive contributions of art, historical treasures, or other similar assets, or qualified conservation contributions? <i>If "Yes," complete Schedule M</i>		X
31	Did the organization liquidate, terminate, or dissolve and cease operations? <i>If "Yes," complete Schedule N, Part I</i>		X
32	Did the organization sell, exchange, dispose of, or transfer more than 25% of its net assets? <i>If "Yes," complete Schedule N, Part II</i>		X
33	Did the organization own 100% of an entity disregarded as separate from the organization under Regulations sections 301.7701-2 and 301.7701-3? <i>If "Yes," complete Schedule R, Part I</i>		X
34	Was the organization related to any tax-exempt or taxable entity? <i>If "Yes," complete Schedule R, Part II, III, or IV, and Part V, line 1</i>		X
35a	Did the organization have a controlled entity within the meaning of section 512(b)(13)?		X
b	If "Yes" to line 35a, did the organization receive any payment from or engage in any transaction with a controlled entity within the meaning of section 512(b)(13)? <i>If "Yes," complete Schedule R, Part V, line 2</i>		
36	Section 501(c)(3) organizations. Did the organization make any transfers to an exempt non-charitable related organization? <i>If "Yes," complete Schedule R, Part V, line 2</i>		X
37	Did the organization conduct more than 5% of its activities through an entity that is not a related organization and that is treated as a partnership for federal income tax purposes? <i>If "Yes," complete Schedule R, Part VI</i>		X
38	Did the organization complete Schedule O and provide explanations on Schedule O for Part VI, lines 11b and 19? Note: All Form 990 filers are required to complete Schedule O.	X	

Part V Statements Regarding Other IRS Filings and Tax Compliance

Check if Schedule O contains a response or note to any line in this Part V

		Yes	No
1a	Enter the number reported in box 3 of Form 1096. Enter -0- if not applicable		
1b	Enter the number of Forms W-2G included on line 1a. Enter -0- if not applicable		
c	Did the organization comply with backup withholding rules for reportable payments to vendors and reportable gaming (gambling) winnings to prize winners?		X

Part V Statements Regarding Other IRS Filings and Tax Compliance (continued)		Yes	No		
2a	Enter the number of employees reported on Form W-3, Transmittal of Wage and Tax Statements, filed for the calendar year ending with or within the year covered by this return	2a	199		
b	If at least one is reported on line 2a, did the organization file all required federal employment tax returns? Note: If the sum of lines 1a and 2a is greater than 250, you may be required to e-file. See instructions.	2b		X	
3a	Did the organization have unrelated business gross income of \$1,000 or more during the year?	3a			X
b	If "Yes," has it filed a Form 990-T for this year? If "No" to line 3b, provide an explanation on Schedule O	3b			
4a	At any time during the calendar year, did the organization have an interest in, or a signature or other authority over, a financial account in a foreign country (such as a bank account, securities account, or other financial account)?	4a			X
b	If "Yes," enter the name of the foreign country See instructions for filing requirements for FinCEN Form 114, Report of Foreign Bank and Financial Accounts (FBAR).				
5a	Was the organization a party to a prohibited tax shelter transaction at any time during the tax year?	5a			X
b	Did any taxable party notify the organization that it was or is a party to a prohibited tax shelter transaction?	5b			X
c	If "Yes" to line 5a or 5b, did the organization file Form 8886-T?	5c			
6a	Does the organization have annual gross receipts that are normally greater than \$100,000, and did the organization solicit any contributions that were not tax deductible as charitable contributions?	6a			X
b	If "Yes," did the organization include with every solicitation an express statement that such contributions or gifts were not tax deductible?	6b			
7	Organizations that may receive deductible contributions under section 170(c).				
a	Did the organization receive a payment in excess of \$75 made partly as a contribution and partly for goods and services provided to the payor?	7a			
b	If "Yes," did the organization notify the donor of the value of the goods or services provided?	7b			
c	Did the organization sell, exchange, or otherwise dispose of tangible personal property for which it was required to file Form 8282?	7c			
d	If "Yes," indicate the number of Forms 8282 filed during the year	7d			
e	Did the organization receive any funds, directly or indirectly, to pay premiums on a personal benefit contract?	7e			
f	Did the organization, during the year, pay premiums, directly or indirectly, on a personal benefit contract?	7f			
g	If the organization received a contribution of qualified intellectual property, did the organization file Form 8899 as required?	7g			
h	If the organization received a contribution of cars, boats, airplanes, or other vehicles, did the organization file a Form 1098-C?	7h			
8	Sponsoring organizations maintaining donor advised funds. Did a donor advised fund maintained by the sponsoring organization have excess business holdings at any time during the year?	8			
9	Sponsoring organizations maintaining donor advised funds.				
a	Did the sponsoring organization make any taxable distributions under section 4966?	9a			
b	Did the sponsoring organization make a distribution to a donor, donor advisor, or related person?	9b			
10	Section 501(c)(7) organizations. Enter:				
a	Initiation fees and capital contributions included on Part VIII, line 12	10a			
b	Gross receipts, included on Form 990, Part VIII, line 12, for public use of club facilities	10b			
11	Section 501(c)(12) organizations. Enter:				
a	Gross income from members or shareholders	11a			
b	Gross income from other sources. (Do not net amounts due or paid to other sources against amounts due or received from them.)	11b			
12a	Section 4947(a)(1) non-exempt charitable trusts. Is the organization filing Form 990 in lieu of Form 1041?	12a			
b	If "Yes," enter the amount of tax-exempt interest received or accrued during the year	12b			
13	Section 501(c)(29) qualified nonprofit health insurance issuers.				
a	Is the organization licensed to issue qualified health plans in more than one state? Note: See the instructions for additional information the organization must report on Schedule O.	13a			
b	Enter the amount of reserves the organization is required to maintain by the states in which the organization is licensed to issue qualified health plans	13b			
c	Enter the amount of reserves on hand	13c			
14a	Did the organization receive any payments for indoor tanning services during the tax year?	14a			X
b	If "Yes," has it filed a Form 720 to report these payments? If "No," provide an explanation on Schedule O	14b			
15	Is the organization subject to the section 4960 tax on payment(s) of more than \$1,000,000 in remuneration or excess parachute payment(s) during the year? If "Yes," see instructions and file Form 4720, Schedule N.	15			X
16	Is the organization an educational institution subject to the section 4968 excise tax on net investment income? If "Yes," complete Form 4720, Schedule O.	16			X
17	Section 501(c)(21) organizations. Did the trust, any disqualified person, or mine operator engage in activities that would result in the imposition of an excise tax under section 4951, 4952 or 4953? If "Yes," complete Form 6069.	17			

Part VI Governance, Management, and Disclosure For each "Yes" response to lines 2 through 7b below, and for a "No" response to line 8a, 8b, or 10b below, describe the circumstances, processes, or changes on Schedule O. See instructions. Check if Schedule O contains a response or note to any line in this Part VI **X**

Section A. Governing Body and Management

		Yes	No
1a	Enter the number of voting members of the governing body at the end of the tax year If there are material differences in voting rights among members of the governing body, or if the governing body delegated broad authority to an executive committee or similar committee, explain on Schedule O.		
1b	Enter the number of voting members included on line 1a, above, who are independent		
2	Did any officer, director, trustee, or key employee have a family relationship or a business relationship with any other officer, director, trustee, or key employee?		X
3	Did the organization delegate control over management duties customarily performed by or under the direct supervision of officers, directors, trustees, or key employees to a management company or other person?		X
4	Did the organization make any significant changes to its governing documents since the prior Form 990 was filed?		X
5	Did the organization become aware during the year of a significant diversion of the organization's assets?		X
6	Did the organization have members or stockholders?		X
7a	Did the organization have members, stockholders, or other persons who had the power to elect or appoint one or more members of the governing body?		X
7b	Are any governance decisions of the organization reserved to (or subject to approval by) members, stockholders, or persons other than the governing body?		X
8	Did the organization contemporaneously document the meetings held or written actions undertaken during the year by the following:		
8a	The governing body?	X	
8b	Each committee with authority to act on behalf of the governing body?	X	
9	Is there any officer, director, trustee, or key employee listed in Part VII, Section A, who cannot be reached at the organization's mailing address? If "Yes," provide the names and addresses on Schedule O		X

Section B. Policies (This Section B requests information about policies not required by the Internal Revenue Code.)

		Yes	No
10a	Did the organization have local chapters, branches, or affiliates?		X
10b	If "Yes," did the organization have written policies and procedures governing the activities of such chapters, affiliates, and branches to ensure their operations are consistent with the organization's exempt purposes?		
11a	Has the organization provided a complete copy of this Form 990 to all members of its governing body before filing the form?	X	
11b	Describe on Schedule O the process, if any, used by the organization to review this Form 990.		
12a	Did the organization have a written conflict of interest policy? If "No," go to line 13	X	
12b	Were officers, directors, or trustees, and key employees required to disclose annually interests that could give rise to conflicts?	X	
12c	Did the organization regularly and consistently monitor and enforce compliance with the policy? If "Yes," describe on Schedule O how this was done	X	
13	Did the organization have a written whistleblower policy?	X	
14	Did the organization have a written document retention and destruction policy?	X	
15	Did the process for determining compensation of the following persons include a review and approval by independent persons, comparability data, and contemporaneous substantiation of the deliberation and decision?		
15a	The organization's CEO, Executive Director, or top management official	X	
15b	Other officers or key employees of the organization If "Yes" to line 15a or 15b, describe the process on Schedule O. See instructions.	X	
16a	Did the organization invest in, contribute assets to, or participate in a joint venture or similar arrangement with a taxable entity during the year?		X
16b	If "Yes," did the organization follow a written policy or procedure requiring the organization to evaluate its participation in joint venture arrangements under applicable federal tax law, and take steps to safeguard the organization's exempt status with respect to such arrangements?		

Section C. Disclosure

17	List the states with which a copy of this Form 990 is required to be filed ▶ NONE
18	Section 6104 requires an organization to make its Forms 1023 (1024 or 1024-A, if applicable), 990, and 990-T (section 501(c)(3)s only) available for public inspection. Indicate how you made these available. Check all that apply. <input checked="" type="checkbox"/> Own website <input type="checkbox"/> Another's website <input type="checkbox"/> Upon request <input type="checkbox"/> Other (explain on Schedule O)
19	Describe on Schedule O whether (and if so, how) the organization made its governing documents, conflict of interest policy, and financial statements available to the public during the tax year.
20	State the name, address, and telephone number of the person who possesses the organization's books and records ▶ PHILIP LECONTE 201 DEBEVOISE AVENUE ROOSEVELT NY 11575 516-532-7104

Part VII Compensation of Officers, Directors, Trustees, Key Employees, Highest Compensated Employees, and Independent Contractors

Check if Schedule O contains a response or note to any line in this Part VII

Section A. Officers, Directors, Trustees, Key Employees, and Highest Compensated Employees

1a Complete this table for all persons required to be listed. Report compensation for the calendar year ending with or within the organization's tax year.

- List all of the organization's **current** officers, directors, trustees (whether individuals or organizations), regardless of amount of compensation. Enter -0- in columns (D), (E), and (F) if no compensation was paid.
 - List all of the organization's **current** key employees, if any. See instructions for definition of "key employee."
 - List the organization's five **current** highest compensated employees (other than an officer, director, trustee, or key employee) who received reportable compensation (box 5 of Form W-2, Form 1099-MISC, and/or box 1 of Form 1099-NEC) of more than \$100,000 from the organization and any related organizations.
 - List all of the organization's **former** officers, key employees, and highest compensated employees who received more than \$100,000 of reportable compensation from the organization and any related organizations.
 - List all of the organization's **former directors or trustees** that received, in the capacity as a former director or trustee of the organization, more than \$10,000 of reportable compensation from the organization and any related organizations.
- See the instructions for the order in which to list the persons above.

Check this box if neither the organization nor any related organization compensated any current officer, director, or trustee.

(A) Name and title	(B) Average hours per week (list any hours for related organizations below dotted line)	(C) Position (do not check more than one box, unless person is both an officer and a director/trustee)						(D) Reportable compensation from the organization (W-2/1099-MISC/1099-NEC)	(E) Reportable compensation from related organizations (W-2/1099-MISC/1099-NEC)	(F) Estimated amount of other compensation from the organization and related organizations
		Individual trustee or director	Institutional trustee	Officer	Key employee	Highest compensated employee	Former			
(1) PHILIP A. LECONTE CFO	40.00 0.00			X				183,790	0	45,449
(2) SIMONE ROBERTS MS PRINCIPAL	40.00 0.00					X		130,179	0	29,232
(3) AARON HOWELL MIDDLE SCHOOL DOS	40.00 0.00						X	138,911	0	12,887
(4) RESHMA PERSAD ELEMENTARY PRINCIPAL	40.00 0.00					X		136,372	0	14,220
(5) ROBIN DILLEHAY HUMAN RESOURCES	40.00 0.00					X		106,181	0	18,491
(6) WANDA AROYO TRUSTEE	10.00 0.00	X		X				0	0	0
(7) TONI BURDEN SECRETARY	10.00 0.00	X		X				0	0	0
(8) DR. KING CHEEK TRUSTEE	10.00 0.00	X		X				0	0	0
(9) JOHN CHIEN TRUSTEE	10.00 0.00	X		X				0	0	0
(10) DENISE WASHINGTON, ESQ. VICE CHAIRMAN / TREA	10.00 0.00	X		X				0	0	0
(11) DARRELL GARNER TRUSTEE	10.00 0.00	X		X				0	0	0

Part VII Section A. Officers, Directors, Trustees, Key Employees, and Highest Compensated Employees (continued)

(A) Name and title	(B) Average hours per week (list any hours for related organizations below dotted line)	(C) Position (do not check more than one box, unless person is both an officer and a director/trustee)						(D) Reportable compensation from the organization (W-2/ 1099-MISC/ 1099-NEC)	(E) Reportable compensation from related organizations (W-2/ 1099-MISC/ 1099-NEC)	(F) Estimated amount of other compensation from the organization and related organizations
		Individual trustee or director	Institutional trustee	Officer	Key employee	Highest compensated employee	Former			
(12) REGINALD TUGGLE CHAIRMAN	20.00 0.00	X		X				0	0	0
1b Subtotal								695,433		120,279
c Total from continuation sheets to Part VII, Section A										
d Total (add lines 1b and 1c)								695,433		120,279

DRAFT

2 Total number of individuals (including but not limited to those listed above) who received more than \$100,000 of reportable compensation from the organization **5**

	Yes	No
3 Did the organization list any former officer, director, trustee, key employee, or highest compensated employee on line 1a? <i>If "Yes," complete Schedule J for such individual</i>	X	
4 For any individual listed on line 1a, is the sum of reportable compensation and other compensation from the organization and related organizations greater than \$150,000? <i>If "Yes," complete Schedule J for such individual</i>	X	
5 Did any person listed on line 1a receive or accrue compensation from any unrelated organization or individual for services rendered to the organization? <i>If "Yes," complete Schedule J for such person</i>		X

Section B. Independent Contractors

1 Complete this table for your five highest compensated independent contractors that received more than \$100,000 of compensation from the organization. Report compensation for the calendar year ending with or within the organization's tax year.

(A) Name and business address	(B) Description of services	(C) Compensation
20/20 SEARCH 1796 HEMPSTEAD TURNPIKE EAST MEADOW NY 11554 EMPLOY. AGENCY		1,671,944
UNITED HEALTH CARE INSURANCE PO BOX 1697 NEWARK NJ 07101 BENEFIT HEALTH		1,064,484
AMTRUST NORTH AMERICA 59 MAIDEN LANE NEW YORK NY 10038 INSURANCE		834,915
PREFERRED MEALS SYSTEMS INC. 8152 SOLUTIONS CENTER CHICAGO IL 60677-8001 FOOD SERVICE		631,779
ACSA GROUP INSURANCE 10 RESEARCH PKWY WALLINGFORD CT 06492 INSURANCE		479,397

2 Total number of independent contractors (including but not limited to those listed above) who received more than \$100,000 of compensation from the organization **5**

Part VIII Statement of Revenue

Check if Schedule O contains a response or note to any line in this Part VIII

		(A) Total revenue	(B) Related or exempt function revenue	(C) Unrelated business revenue	(D) Revenue excluded from tax under sections 512-514	
Contributions, Gifts, Grants and Other Similar Amounts	1a Federated campaigns	1a				
	b Membership dues	1b				
	c Fundraising events	1c	23,829			
	d Related organizations	1d				
	e Government grants (contributions)	1e	1,219,785			
	f All other contributions, gifts, grants, and similar amounts not included above	1f	24,190			
	g Noncash contributions included in lines 1a-1f	1g	\$			
	h Total. Add lines 1a-1f		1,267,804			
Program Service Revenue	2a PUBLIC SCH PER CAPITA	Business Code	14,439,906	14,439,906		
	b					
	c					
	d					
	e					
	f All other program service revenue					
	g Total. Add lines 2a-2f		14,439,906			
Other Revenue	3 Investment income (including dividends, interest, and other similar amounts)		25,683		25,683	
	4 Income from investment of tax-exempt bond proceeds					
	5 Royalties					
	6a Gross rents	(i) Real				
		(ii) Personal				
		6a				
	b Less: rental expenses	6b				
	c Rental inc. or (loss)	6c				
	d Net rental income or (loss)					
	7a Gross amount from sales of assets other than inventory	(i) Securities				
		(ii) Other				
		7a				
	b Less: cost or other basis and sales exps.	7b		18,815		
	c Gain or (loss)	7c		-18,815		
	d Net gain or (loss)			-18,815	-18,815	
8a Gross income from fundraising events (not including \$ 23,829 of contributions reported on line 1c). See Part IV, line 18						
	8a					
	b Less: direct expenses	8b	29,211			
c Net income or (loss) from fundraising events			-29,211			
9a Gross income from gaming activities. See Part IV, line 19						
	9a					
	b Less: direct expenses	9b				
c Net income or (loss) from gaming activities						
10a Gross sales of inventory, less returns and allowances						
	10a					
	b Less: cost of goods sold	10b				
c Net income or (loss) from sales of inventory						
Miscellaneous Revenue	11a MISCELLANEOUS	Business Code	17,982	17,982		
	b					
	c					
	d All other revenue					
	e Total. Add lines 11a-11d		17,982			
12 Total revenue. See instructions		15,703,349	14,439,073	0	25,683	

Part IX Statement of Functional Expenses

Section 501(c)(3) and 501(c)(4) organizations must complete all columns. All other organizations must complete column (A).

Check if Schedule O contains a response or note to any line in this Part IX

Do not include amounts reported on lines 6b, 7b, 8b, 9b, and 10b of Part VIII.

	(A) Total expenses	(B) Program service expenses	(C) Management and general expenses	(D) Fundraising expenses
1 Grants and other assistance to domestic organizations and domestic governments. See Part IV, line 21				
2 Grants and other assistance to domestic individuals. See Part IV, line 22				
3 Grants and other assistance to foreign organizations, foreign governments, and foreign individuals. See Part IV, lines 15 and 16				
4 Benefits paid to or for members				
5 Compensation of current officers, directors, trustees, and key employees				
6 Compensation not included above to disqualified persons (as defined under section 4958(f)(1)) and persons described in section 4958(c)(3)(B)				
7 Other salaries and wages	6,941,275	6,038,909	902,366	
8 Pension plan accruals and contributions (include section 401(k) and 403(b) employer contributions)	901,704	784,482	117,222	
9 Other employee benefits	1,050,195	913,670	136,525	
10 Payroll taxes	563,278	430,052	73,226	
11 Fees for services (nonemployees):				
a Management				
b Legal				
c Accounting	130,822	95,500	35,322	
d Lobbying				
e Professional fundraising services. See Part IV, line 17				
f Investment management fees				
g Other. (If line 11g amount exceeds 10% of line 25, column (A) amount, list line 11g expenses on Schedule O.)	1,081,860	1,077,366	4,494	
12 Advertising and promotion	12,285	8,968	3,317	
13 Office expenses	14,445	10,545	3,900	
14 Information technology				
15 Royalties				
16 Occupancy	531,754	505,166	26,588	
17 Travel	4,387	3,206	1,181	
18 Payments of travel or entertainment expenses for any federal, state, or local public officials				
19 Conferences, conventions, and meetings				
20 Interest				
21 Payments to affiliates				
22 Depreciation, depletion, and amortization	684,838	650,596	34,242	
23 Insurance	145,227	106,016	39,211	
24 Other expenses. Itemize expenses not covered above (List miscellaneous expenses on line 24e. If line 24e amount exceeds 10% of line 25, column (A) amount, list line 24e expenses on Schedule O.)				
a FOOD PURCHASES	701,687	701,687		
b REPAIRS AND MAINTENANCE	566,723	538,387	28,336	
c SUPPLIES & MATERIALS	394,971	375,222	19,749	
d UTILITIES	211,599	201,019	10,580	
e All other expenses	450,595	385,771	64,824	
25 Total functional expenses. Add lines 1 through 24e	14,387,645	12,886,562	1,501,083	0
26 Joint costs. Complete this line only if the organization reported in column (B) joint costs from a combined educational campaign and fundraising solicitation. Check here <input type="checkbox"/> if following SOP 98-2 (ASC 958-720)				

Part X Balance Sheet

Check if Schedule O contains a response or note to any line in this Part X

		(A)		(B)
		Beginning of year		End of year
Assets	1 Cash—non-interest-bearing	753,710	1	4,301,909
	2 Savings and temporary cash investments	11,423,859	2	3,903,173
	3 Pledges and grants receivable, net	4,067,249	3	4,043,187
	4 Accounts receivable, net		4	
	5 Loans and other receivables from any current or former officer, director, trustee, key employee, creator or founder, substantial contributor, or 35% controlled entity or family member of any of these persons		5	
	6 Loans and other receivables from other disqualified persons (as defined under section 4958(f)(1)), and persons described in section 4958(c)(3)(B)		6	
	7 Notes and loans receivable, net		7	
	8 Inventories for sale or use		8	
	9 Prepaid expenses and deferred charges	244,166	9	222,266
	10a Land, buildings, and equipment: cost or other basis. Complete Part VI of Schedule D	10a 10,321,003		
	b Less: accumulated depreciation	10b 4,346,159	6,150,576	10c 5,974,844
	11 Investments—publicly traded securities		11	
	12 Investments—other securities. See Part IV, line 11		12	2,985,285
	13 Investments—program-related. See Part IV, line 11		13	
	14 Intangible assets		14	
	15 Other assets. See Part IV, line 11	7,503,086	15	9,421,506
16 Total assets. Add lines 1 through 15 (must equal line 33)	30,142,646	16	30,852,170	
Liabilities	17 Accounts payable and accrued expenses	966,702	17	583,586
	18 Grants payable		18	
	19 Deferred revenue		19	
	20 Tax-exempt bond liabilities		20	
	21 Escrow or custodial account liability. Complete Part IV of Schedule D		21	
	22 Loans and other payables to any current or former officer, director, trustee, key employee, creator or founder, substantial contributor, or 35% controlled entity or family member of any of these persons		22	
	23 Secured mortgages and notes payable to unrelated third parties		23	
	24 Unsecured notes and loans payable to unrelated third parties		24	
	25 Other liabilities (including federal income tax, payables to related third parties, and other liabilities not included on lines 17-24). Complete Part X of Schedule D	2,315,326	25	2,106,605
	26 Total liabilities. Add lines 17 through 25	3,282,028	26	2,690,191
Net Assets or Fund Balances	Organizations that follow FASB ASC 958, check here <input checked="" type="checkbox"/> and complete lines 27, 28, 32, and 33.			
	27 Net assets without donor restrictions	26,752,238	27	27,981,599
	28 Net assets with donor restrictions	108,380	28	180,380
	Organizations that do not follow FASB ASC 958, check here <input type="checkbox"/> and complete lines 29 through 33.			
	29 Capital stock or trust principal, or current funds		29	
	30 Paid-in or capital surplus, or land, building, or equipment fund		30	
	31 Retained earnings, endowment, accumulated income, or other funds		31	
	32 Total net assets or fund balances	26,860,618	32	28,161,979
33 Total liabilities and net assets/fund balances	30,142,646	33	30,852,170	

Part XI Reconciliation of Net Assets

Check if Schedule O contains a response or note to any line in this Part XI

1	Total revenue (must equal Part VIII, column (A), line 12)	1	15,703,349
2	Total expenses (must equal Part IX, column (A), line 25)	2	14,387,645
3	Revenue less expenses. Subtract line 2 from line 1	3	1,315,704
4	Net assets or fund balances at beginning of year (must equal Part X, line 32, column (A))	4	26,860,618
5	Net unrealized gains (losses) on investments	5	-14,343
6	Donated services and use of facilities	6	
7	Investment expenses	7	
8	Prior period adjustments	8	
9	Other changes in net assets or fund balances (explain on Schedule O)	9	
10	Net assets or fund balances at end of year. Combine lines 3 through 9 (must equal Part X, line 32, column (B))	10	28,161,979

Part XII Financial Statements and Reporting

Check if Schedule O contains a response or note to any line in this Part XII

		Yes	No
1	Accounting method used to prepare the Form 990: <input type="checkbox"/> Cash <input checked="" type="checkbox"/> Accrual <input type="checkbox"/> Other _____ If the organization changed its method of accounting from a prior year or checked "Other," explain on Schedule O.		
2a	Were the organization's financial statements compiled or reviewed by an independent accountant? If "Yes," check a box below to indicate whether the financial statements for the year were compiled or reviewed on a separate basis, consolidated basis, or both: <input type="checkbox"/> Separate basis <input type="checkbox"/> Consolidated basis <input type="checkbox"/> Both consolidated and separate basis		X
2b	Were the organization's financial statements audited by an independent accountant? If "Yes," check a box below to indicate whether the financial statements for the year were audited on a separate basis, consolidated basis, or both: <input checked="" type="checkbox"/> Separate basis <input type="checkbox"/> Consolidated basis <input type="checkbox"/> Both consolidated and separate basis	X	
2c	If "Yes" to line 2a or 2b, does the organization have a committee that assumes responsibility for oversight of the audit, review, or compilation of its financial statements and selection of an independent accountant? If the organization changed either its oversight process or selection process during the tax year, explain on Schedule O.	X	
3a	As a result of a federal award, was the organization required to undergo an audit or audits as set forth in the Single Audit Act and OMB Circular A-133?		X
3b	If "Yes," did the organization undergo the required audit or audits? If the organization did not undergo the required audit or audits, explain why on Schedule O and describe any steps taken to undergo such audits		

**SCHEDULE A
(Form 990)**

Department of the Treasury
Internal Revenue Service

Public Charity Status and Public Support

Complete if the organization is a section 501(c)(3) organization or a section 4947(a)(1) nonexempt charitable trust.

▶ Attach to Form 990 or Form 990-EZ.

▶ Go to www.irs.gov/Form990 for instructions and the latest information.

OMB No. 1545-0047

2021

**Open to Public
Inspection**

Name of the organization **ROOSEVELT CHILDREN'S ACADEMY
CHARTER SCHOOL INC.** Employer identification number [REDACTED]

Part I Reason for Public Charity Status. (All organizations must complete this part.) See instructions.

The organization is not a private foundation because it is: (For lines 1 through 12, check only one box.)

- 1 A church, convention of churches, or association of churches described in **section 170(b)(1)(A)(i)**.
- 2 A school described in **section 170(b)(1)(A)(ii)**. (Attach Schedule E (Form 990).)
- 3 A hospital or a cooperative hospital service organization described in **section 170(b)(1)(A)(iii)**.
- 4 A medical research organization operated in conjunction with a hospital described in **section 170(b)(1)(A)(iii)**. Enter the hospital's name, city, and state:
- 5 An organization operated for the benefit of a college or university owned or operated by a governmental unit described in **section 170(b)(1)(A)(iv)**. (Complete Part II.)
- 6 A federal, state, or local government or governmental unit described in **section 170(b)(1)(A)(v)**.
- 7 An organization that normally receives a substantial part of its support from a governmental unit or from the general public described in **section 170(b)(1)(A)(vi)**. (Complete Part II.)
- 8 A community trust described in **section 170(b)(1)(A)(vi)**. (Complete Part II.)
- 9 An agricultural research organization described in **section 170(b)(1)(A)(ix)** operated in conjunction with a land-grant college or university or a non-land-grant college of agriculture (see instructions). Enter the name, city, and state of the college or university:
- 10 An organization that normally receives (1) more than 33 1/3% of its support from contributions, membership fees, and gross receipts from activities related to its exempt functions, subject to certain exceptions; and (2) no more than 33 1/3% of its support from gross investment income and unrelated business taxable income (less section 511 tax) from businesses acquired by the organization after June 30, 1975. See **section 509(a)(2)**. (Complete Part III.)
- 11 An organization organized and operated exclusively to test for public safety. See **section 509(a)(4)**.
- 12 An organization organized and operated exclusively for the benefit of, to perform the functions of, or to carry out the purposes of one or more publicly supported organizations described in **section 509(a)(1)** or **section 509(a)(2)**. See **section 509(a)(3)**. Check the box on lines 12a through 12d that describes the type of supporting organization and complete lines 12e, 12f, and 12g.
 - a **Type I.** A supporting organization operated, supervised, or controlled by its supported organization(s), typically by giving the supported organization(s) the power to regularly appoint or elect a majority of the directors or trustees of the supporting organization. **You must complete Part IV, Sections A and B.**
 - b **Type II.** A supporting organization supervised or controlled in connection with its supported organization(s), by having control or management of the supporting organization vested in the same persons that control or manage the supported organization(s). **You must complete Part IV, Sections A and C.**
 - c **Type III functionally integrated.** A supporting organization operated in connection with, and functionally integrated with, its supported organization(s) (see instructions). **You must complete Part IV, Sections A, D, and E.**
 - d **Type III non-functionally integrated.** A supporting organization operated in connection with its supported organization(s) that is not functionally integrated. The organization generally must satisfy a distribution requirement and an attentiveness requirement (see instructions). **You must complete Part IV, Sections A and D, and Part V.**
 - e Check this box if the organization received a written determination from the IRS that it is a Type I, Type II, Type III functionally integrated, or Type III non-functionally integrated supporting organization.
 - f Enter the number of supported organizations
 - g Provide the following information about the supported organization(s).

(i) Name of supported organization	(ii) EIN	(iii) Type of organization (described on lines 1-10 above (see instructions))	(iv) Is the organization listed in your governing document?		(v) Amount of monetary support (see instructions)	(vi) Amount of other support (see instructions)
			Yes	No		
(A)						
(B)						
(C)						
(D)						
(E)						
Total						

For Paperwork Reduction Act Notice, see the Instructions for Form 990 or 990-EZ.

Schedule A (Form 990) 2021

Part II Support Schedule for Organizations Described in Sections 170(b)(1)(A)(iv) and 170(b)(1)(A)(vi)

(Complete only if you checked the box on line 5, 7, or 8 of Part I or if the organization failed to qualify under Part III. If the organization fails to qualify under the tests listed below, please complete Part III.)

Section A. Public Support

Calendar year (or fiscal year beginning in) ▶	(a) 2017	(b) 2018	(c) 2019	(d) 2020	(e) 2021	(f) Total
1 Gifts, grants, contributions, and membership fees received. (Do not include any "unusual grants.")						
2 Tax revenues levied for the organization's benefit and either paid to or expended on its behalf						
3 The value of services or facilities furnished by a governmental unit to the organization without charge						
4 Total. Add lines 1 through 3						
5 The portion of total contributions by each person (other than a governmental unit or publicly supported organization) included on line 1 that exceeds 2% of the amount shown on line 11, column (f)						
6 Public support. Subtract line 5 from line 4.						

Section B. Total Support

Calendar year (or fiscal year beginning in) ▶	(a) 2017	(b) 2018	(c) 2019	(d) 2020	(e) 2021	(f) Total
7 Amounts from line 4						
8 Gross income from interest, dividends, payments received on securities loans, rents, royalties, and income from similar sources						
9 Net income from unrelated business activities, whether or not the business is regularly carried on						
10 Other income. Do not include gain or loss from the sale of capital assets (Explain in Part VI.)						
11 Total support. Add lines 7 through 10						

12 Gross receipts from related activities, etc. (see instructions) 12

13 First 5 years. If the Form 990 is for the organization's first, second, third, fourth, or fifth tax year as a section 501(c)(3) organization, check this box and **stop here** ▶

Section C. Computation of Public Support Percentage

14 Public support percentage for 2021 (line 6, column (f) divided by line 11, column (f)) 14 %

15 Public support percentage from 2020 Schedule A, Part II, line 14 15 %

16a 33 1/3% support test—2021. If the organization did not check the box on line 13, and line 14 is 33 1/3% or more, check this box and **stop here.** The organization qualifies as a publicly supported organization ▶

b 33 1/3% support test—2020. If the organization did not check a box on line 13 or 16a, and line 15 is 33 1/3% or more, check this box and **stop here.** The organization qualifies as a publicly supported organization ▶

17a 10%-facts-and-circumstances test—2021. If the organization did not check a box on line 13, 16a, or 16b, and line 14 is 10% or more, and if the organization meets the facts-and-circumstances test, check this box and **stop here.** Explain in Part VI how the organization meets the facts-and-circumstances test. The organization qualifies as a publicly supported organization ▶

b 10%-facts-and-circumstances test—2020. If the organization did not check a box on line 13, 16a, 16b, or 17a, and line 15 is 10% or more, and if the organization meets the facts-and-circumstances test, check this box and **stop here.** Explain in Part VI how the organization meets the facts-and-circumstances test. The organization qualifies as a publicly supported organization ▶

18 Private foundation. If the organization did not check a box on line 13, 16a, 16b, 17a, or 17b, check this box and see instructions ▶

Part III Support Schedule for Organizations Described in Section 509(a)(2)

(Complete only if you checked the box on line 10 of Part I or if the organization failed to qualify under Part II. If the organization fails to qualify under the tests listed below, please complete Part II.)

Section A. Public Support

Calendar year (or fiscal year beginning in) ►	(a) 2017	(b) 2018	(c) 2019	(d) 2020	(e) 2021	(f) Total
1 Gifts, grants, contributions, and membership fees received. (Do not include any "unusual grants.")						
2 Gross receipts from admissions, merchandise sold or services performed, or facilities furnished in any activity that is related to the organization's tax-exempt purpose						
3 Gross receipts from activities that are not an unrelated trade or business under section 513						
4 Tax revenues levied for the organization's benefit and either paid to or expended on its behalf						
5 The value of services or facilities furnished by a governmental unit to the organization without charge						
6 Total. Add lines 1 through 5						
7a Amounts included on lines 1, 2, and 3 received from disqualified persons						
b Amounts included on lines 2 and 3 received from other than disqualified persons that exceed the greater of \$5,000 or 1% of the amount on line 13 for the year						
c Add lines 7a and 7b						
8 Public support. (Subtract line 7c from line 6.)						

Section B. Total Support

Calendar year (or fiscal year beginning in) ►	(a) 2017	(b) 2018	(c) 2019	(d) 2020	(e) 2021	(f) Total
9 Amounts from line 6						
10a Gross income from interest, dividends, payments received on securities loans, rents, royalties, and income from similar sources						
b Unrelated business taxable income (less section 511 taxes) from businesses acquired after June 30, 1975						
c Add lines 10a and 10b						
11 Net income from unrelated business activities not included on line 10b, whether or not the business is regularly carried on						
12 Other income. Do not include gain or loss from the sale of capital assets (Explain in Part VI.)						
13 Total support. (Add lines 9, 10c, 11, and 12.)						
14 First 5 years. If the Form 990 is for the organization's first, second, third, fourth, or fifth tax year as a section 501(c)(3) organization, check this box and stop here <input type="checkbox"/>						

Section C. Computation of Public Support Percentage

15 Public support percentage for 2021 (line 8, column (f), divided by line 13, column (f))	15	%
16 Public support percentage from 2020 Schedule A, Part III, line 15	16	%

Section D. Computation of Investment Income Percentage

17 Investment income percentage for 2021 (line 10c, column (f), divided by line 13, column (f))	17	%
18 Investment income percentage from 2020 Schedule A, Part III, line 17	18	%

19a 33 1/3% support tests—2021. If the organization did not check the box on line 14, and line 15 is more than 33 1/3%, and line 17 is not more than 33 1/3%, check this box and **stop here**. The organization qualifies as a publicly supported organization

b 33 1/3% support tests—2020. If the organization did not check a box on line 14 or line 19a, and line 16 is more than 33 1/3%, and line 18 is not more than 33 1/3%, check this box and **stop here**. The organization qualifies as a publicly supported organization

20 Private foundation. If the organization did not check a box on line 14, 19a, or 19b, check this box and see instructions

Part IV Supporting Organizations

(Complete only if you checked a box in line 12 on Part I. If you checked box 12a, Part I, complete Sections A and B. If you checked box 12b, Part I, complete Sections A and C. If you checked box 12c, Part I, complete Sections A, D, and E. If you checked box 12d, Part I, complete Sections A and D, and complete Part V.)

Section A. All Supporting Organizations

	Yes	No
1 Are all of the organization's supported organizations listed by name in the organization's governing documents? <i>If "No," describe in Part VI how the supported organizations are designated. If designated by class or purpose, describe the designation. If historic and continuing relationship, explain.</i>		
2 Did the organization have any supported organization that does not have an IRS determination of status under section 509(a)(1) or (2)? <i>If "Yes," explain in Part VI how the organization determined that the supported organization was described in section 509(a)(1) or (2).</i>		
3a Did the organization have a supported organization described in section 501(c)(4), (5), or (6)? <i>If "Yes," answer lines 3b and 3c below.</i>		
b Did the organization confirm that each supported organization qualified under section 501(c)(4), (5), or (6) and satisfied the public support tests under section 509(a)(2)? <i>If "Yes," describe in Part VI when and how the organization made the determination.</i>		
c Did the organization ensure that all support to such organizations was used exclusively for section 170(c)(2)(B) purposes? <i>If "Yes," explain in Part VI what controls the organization put in place to ensure such use.</i>		
4a Was any supported organization not organized in the United States ("foreign supported organization")? <i>If "Yes," and if you checked box 12a or 12b in Part I, answer lines 4b and 4c below.</i>		
b Did the organization have ultimate control and discretion in deciding whether to make grants to the foreign supported organization? <i>If "Yes," describe in Part VI how the organization had such control and discretion despite being controlled or supervised by or in connection with its supported organizations.</i>		
c Did the organization support any foreign supported organization that does not have an IRS determination under sections 501(c)(3) and 509(a)(1) or (2)? <i>If "Yes," explain in Part VI what controls the organization used to ensure that all support to the foreign supported organization was used exclusively for section 170(c)(2)(B) purposes.</i>		
5a Did the organization add, substitute, or remove any supported organizations during the tax year? <i>If "Yes," answer lines 5b and 5c below (if applicable). Also, provide detail in Part VI, including (i) the names and EIN numbers of the supported organizations added, substituted, or removed; (ii) the reasons for each such action; (iii) the authority under the organization's organizing document authorizing such action; and (iv) how the action was accomplished (such as by amendment to the organizing document).</i>		
b Type I or Type II only. Was any added or substituted supported organization part of a class already designated in the organization's organizing document?		
c Substitutions only. Was the substitution the result of an event beyond the organization's control?		
6 Did the organization provide support (whether in the form of grants or the provision of services or facilities) to anyone other than (i) its supported organizations, (ii) individuals that are part of the charitable class benefited by one or more of its supported organizations, or (iii) other supporting organizations that also support or benefit one or more of the filing organization's supported organizations? <i>If "Yes," provide detail in Part VI.</i>		
7 Did the organization provide a grant, loan, compensation, or other similar payment to a substantial contributor (as defined in section 4958(c)(3)(C)), a family member of a substantial contributor, or a 35% controlled entity with regard to a substantial contributor? <i>If "Yes," complete Part I of Schedule L (Form 990).</i>		
8 Did the organization make a loan to a disqualified person (as defined in section 4958) not described on line 7? <i>If "Yes," complete Part I of Schedule L (Form 990).</i>		
9a Was the organization controlled directly or indirectly at any time during the tax year by one or more disqualified persons, as defined in section 4946 (other than foundation managers and organizations described in section 509(a)(1) or (2))? <i>If "Yes," provide detail in Part VI.</i>		
b Did one or more disqualified persons (as defined on line 9a) hold a controlling interest in any entity in which the supporting organization had an interest? <i>If "Yes," provide detail in Part VI.</i>		
c Did a disqualified person (as defined on line 9a) have an ownership interest in, or derive any personal benefit from, assets in which the supporting organization also had an interest? <i>If "Yes," provide detail in Part VI.</i>		
10a Was the organization subject to the excess business holdings rules of section 4943 because of section 4943(f) (regarding certain Type II supporting organizations, and all Type III non-functionally integrated supporting organizations)? <i>If "Yes," answer line 10b below.</i>		
b Did the organization have any excess business holdings in the tax year? <i>(Use Schedule C, Form 4720, to determine whether the organization had excess business holdings.)</i>		

Part IV Supporting Organizations (continued)

	Yes	No
11 Has the organization accepted a gift or contribution from any of the following persons?		
a A person who directly or indirectly controls, either alone or together with persons described on lines 11b and 11c below, the governing body of a supported organization?		
b A family member of a person described on line 11a above?		
c A 35% controlled entity of a person described on line 11a or 11b above? <i>If "Yes" to line 11a, 11b, or 11c, provide detail in Part VI.</i>		
11a		
11b		
11c		

Section B. Type I Supporting Organizations

	Yes	No
1 Did the governing body, members of the governing body, officers acting in their official capacity, or membership of one or more supported organizations have the power to regularly appoint or elect at least a majority of the organization's officers, directors, or trustees at all times during the tax year? <i>If "No," describe in Part VI how the supported organization(s) effectively operated, supervised, or controlled the organization's activities. If the organization had more than one supported organization, describe how the powers to appoint and/or remove officers, directors, or trustees were allocated among the supported organizations and what conditions or restrictions, if any, applied to such powers during the tax year.</i>		
2 Did the organization operate for the benefit of any supported organization other than the supported organization(s) that operated, supervised, or controlled the supporting organization? <i>If "Yes," explain in Part VI how providing such benefit carried out the purposes of the supported organization(s) that operated, supervised, or controlled the supporting organization.</i>		
1		
2		

Section C. Type II Supporting Organizations

	Yes	No
1 Were a majority of the organization's directors or trustees during the tax year also a majority of the directors or trustees of each of the organization's supported organization(s)? <i>If "No," describe in Part VI how control or management of the supporting organization was vested in the same persons that controlled or managed the supported organization(s).</i>		
1		

Section D. All Type III Supporting Organizations

	Yes	No
1 Did the organization provide to each of its supported organizations, by the last day of the fifth month of the organization's tax year, (i) a written notice describing the type and amount of support provided during the prior tax year, (ii) a copy of the Form 990 that was most recently filed as of the date of notification, and (iii) copies of the organization's governing documents in effect on the date of notification, to the extent not previously provided?		
2 Were any of the organization's officers, directors, or trustees either (i) appointed or elected by the supported organization(s) or (ii) serving on the governing body of a supported organization? <i>If "No," explain in Part VI how the organization maintained a close and continuous working relationship with the supported organization(s).</i>		
3 By reason of the relationship described on line 2, above, did the organization's supported organizations have a significant voice in the organization's investment policies and in directing the use of the organization's income or assets at all times during the tax year? <i>If "Yes," describe in Part VI the role the organization's supported organizations played in this regard.</i>		
1		
2		
3		

Section E. Type III Functionally Integrated Supporting Organizations

1 Check the box next to the method that the organization used to satisfy the Integral Part Test during the year (<i>see instructions</i>).		
a	<input type="checkbox"/>	The organization satisfied the Activities Test. Complete line 2 below.
b	<input type="checkbox"/>	The organization is the parent of each of its supported organizations. Complete line 3 below.
c	<input type="checkbox"/>	The organization supported a governmental entity. Describe in Part VI how you supported a governmental entity (<i>see instructions</i>).
2 Activities Test. Answer lines 2a and 2b below.		
a		Did substantially all of the organization's activities during the tax year directly further the exempt purposes of the supported organization(s) to which the organization was responsive? <i>If "Yes," then in Part VI identify those supported organizations and explain how these activities directly furthered their exempt purposes, how the organization was responsive to those supported organizations, and how the organization determined that these activities constituted substantially all of its activities.</i>
b		Did the activities described on line 2a, above, constitute activities that, but for the organization's involvement, one or more of the organization's supported organization(s) would have been engaged in? <i>If "Yes," explain in Part VI the reasons for the organization's position that its supported organization(s) would have engaged in these activities but for the organization's involvement.</i>
3 Parent of Supported Organizations. Answer lines 3a and 3b below.		
a		Did the organization have the power to regularly appoint or elect a majority of the officers, directors, or trustees of each of the supported organizations? <i>If "Yes" or "No," provide details in Part VI.</i>
b		Did the organization exercise a substantial degree of direction over the policies, programs, and activities of each of its supported organizations? <i>If "Yes," describe in Part VI the role played by the organization in this regard.</i>
	Yes	No
2a		
2b		
3a		
3b		

Part V Type III Non-Functionally Integrated 509(a)(3) Supporting Organizations

- 1 Check here if the organization satisfied the Integral Part Test as a qualifying trust on Nov. 20, 1970 (explain in Part VI). See instructions. All other Type III non-functionally integrated supporting organizations must complete Sections A through E.

Section A – Adjusted Net Income		(A) Prior Year	(B) Current Year (optional)
1	Net short-term capital gain	1	
2	Recoveries of prior-year distributions	2	
3	Other gross income (see instructions)	3	
4	Add lines 1 through 3.	4	
5	Depreciation and depletion	5	
6	Portion of operating expenses paid or incurred for production or collection of gross income or for management, conservation, or maintenance of property held for production of income (see instructions)	6	
7	Other expenses (see instructions)	7	
8	Adjusted Net Income (subtract lines 5, 6, and 7 from line 4)	8	
Section B – Minimum Asset Amount		(A) Prior Year	(B) Current Year (optional)
1	Aggregate fair market value of all non-exempt-use assets (see instructions for short tax year or assets held for part of year):		
a	Average monthly value of securities	1a	
b	Average monthly cash balances	1b	
c	Fair market value of other non-exempt-use assets	1c	
d	Total (add lines 1a, 1b, and 1c)	1d	
e	Discount claimed for blockage or other factors (explain in detail in Part VI):		
2	Acquisition indebtedness applicable to non-exempt-use assets	2	
3	Subtract line 2 from line 1d.	3	
4	Cash deemed held for exempt use. Enter 0.015 of line 3 (for greater amount, see instructions).	4	
5	Net value of non-exempt-use assets (subtract line 4 from line 3)	5	
6	Multiply line 5 by 0.035.	6	
7	Recoveries of prior-year distributions	7	
8	Minimum Asset Amount (add line 7 to line 6)	8	
Section C – Distributable Amount			Current Year
1	Adjusted net income for prior year (from Section A, line 8, column A)	1	
2	Enter 0.85 of line 1.	2	
3	Minimum asset amount for prior year (from Section B, line 8, column A)	3	
4	Enter greater of line 2 or line 3.	4	
5	Income tax imposed in prior year	5	
6	Distributable Amount. Subtract line 5 from line 4, unless subject to emergency temporary reduction (see instructions).	6	
7	<input type="checkbox"/> Check here if the current year is the organization's first as a non-functionally integrated Type III supporting organization (see instructions).		

Part V Type III Non-Functionally Integrated 509(a)(3) Supporting Organizations *(continued)*

Section D – Distributions	Current Year
1 Amounts paid to supported organizations to accomplish exempt purposes	
2 Amounts paid to perform activity that directly furthers exempt purposes of supported organizations, in excess of income from activity	
3 Administrative expenses paid to accomplish exempt purposes of supported organizations	
4 Amounts paid to acquire exempt-use assets	
5 Qualified set-aside amounts (prior IRS approval required—provide details in Part VI)	
6 Other distributions (describe in Part VI). See instructions.	
7 Total annual distributions. Add lines 1 through 6.	
8 Distributions to attentive supported organizations to which the organization is responsive (provide details in Part VI). See instructions.	
9 Distributable amount for 2021 from Section C, line 6	
10 Line 8 amount divided by line 9 amount	

Section E – Distribution Allocations (see instructions)	(i) Excess Distributions	(ii) Underdistributions Pre-2021	(iii) Distributable Amount for 2021
1 Distributable amount for 2021 from Section C, line 6			
2 Underdistributions, if any, for years prior to 2021 (reasonable cause required—explain in Part VI). See instructions.			
3 Excess distributions carryover, if any, to 2021			
a From 2016			
b From 2017			
c From 2018			
d From 2019			
e From 2020			
f Total of lines 3a through 3e			
g Applied to underdistributions of prior years			
h Applied to 2021 distributable amount			
i Carryover from 2016 not applied (see instructions)			
j Remainder. Subtract lines 3g, 3h, and 3i from line 3f.			
4 Distributions for 2021 from Section D, line 7: \$			
a Applied to underdistributions of prior years			
b Applied to 2021 distributable amount			
c Remainder. Subtract lines 4a and 4b from line 4.			
5 Remaining underdistributions for years prior to 2021, if any. Subtract lines 3g and 4a from line 2. For result greater than zero, explain in Part VI. See instructions.			
6 Remaining underdistributions for 2021 Subtract lines 3h and 4b from line 1. For result greater than zero, explain in Part VI. See instructions.			
7 Excess distributions carryover to 2022. Add lines 3j and 4c.			
8 Breakdown of line 7:			
a Excess from 2017			
b Excess from 2018			
c Excess from 2019			
d Excess from 2020			
e Excess from 2021			

Part VI **Supplemental Information.** Provide the explanations required by Part II, line 10; Part II, line 17a or 17b; Part III, line 12; Part IV, Section A, lines 1, 2, 3b, 3c, 4b, 4c, 5a, 6, 9a, 9b, 9c, 11a, 11b, and 11c; Part IV, Section B, lines 1 and 2; Part IV, Section C, line 1; Part IV, Section D, lines 2 and 3; Part IV, Section E, lines 1c, 2a, 2b, 3a, and 3b; Part V, line 1; Part V, Section B, line 1e; Part V, Section D, lines 5, 6, and 8; and Part V, Section E, lines 2, 5, and 6. Also complete this part for any additional information. (See instructions.)

DRAFT

SCHEDULE D (Form 990)

Department of the Treasury Internal Revenue Service

Supplemental Financial Statements

Complete if the organization answered "Yes" on Form 990, Part IV, line 6, 7, 8, 9, 10, 11a, 11b, 11c, 11d, 11e, 11f, 12a, or 12b. Attach to Form 990.

Go to www.irs.gov/Form990 for instructions and the latest information.

OMB No. 1545-0047

2021

Open to Public Inspection

Name of the organization

ROOSEVELT CHILDREN'S ACADEMY CHARTER SCHOOL INC.

Employer identification number

Part I Organizations Maintaining Donor Advised Funds or Other Similar Funds or Accounts.

Complete if the organization answered "Yes" on Form 990, Part IV, line 6.

Table with 2 columns: (a) Donor advised funds, (b) Funds and other accounts. Rows include: 1 Total number at end of year, 2 Aggregate value of contributions to (during year), 3 Aggregate value of grants from (during year), 4 Aggregate value at end of year, 5 Did the organization inform all donors and donor advisors in writing that the assets held in donor advised funds are the organization's property, subject to the organization's exclusive legal control?, 6 Did the organization inform all grantees, donors, and donor advisors in writing that grant funds can be used only for charitable purposes and not for the benefit of the donor or donor advisor, or for any other purpose conferring impermissible private benefit?

Part II Conservation Easements.

Complete if the organization answered "Yes" on Form 990, Part IV, line 7.

Table with 2 columns: Description, Held at the End of the Tax Year. Rows include: 1 Purpose(s) of conservation easements held by the organization (check all that apply), 2 Complete lines 2a through 2d if the organization held a qualified conservation contribution in the form of a conservation easement on the last day of the tax year, 3 Number of conservation easements modified, transferred, released, extinguished, or terminated by the organization during the tax year, 4 Number of states where property subject to conservation easement is located, 5 Does the organization have a written policy regarding the periodic monitoring, inspection, handling of violations, and enforcement of the conservation easements it holds?, 6 Staff and volunteer hours devoted to monitoring, inspecting, handling of violations, and enforcing conservation easements during the year, 7 Amount of expenses incurred in monitoring, inspecting, handling of violations, and enforcing conservation easements during the year, 8 Does each conservation easement reported on line 2(d) above satisfy the requirements of section 170(h)(4)(B)(i) and section 170(h)(4)(B)(ii)?, 9 In Part XIII, describe how the organization reports conservation easements in its revenue and expense statement and balance sheet, and include, if applicable, the text of the footnote to the organization's financial statements that describes the organization's accounting for conservation easements.

Part III Organizations Maintaining Collections of Art, Historical Treasures, or Other Similar Assets.

Complete if the organization answered "Yes" on Form 990, Part IV, line 8.

Table with 2 columns: Description, Amount. Rows include: 1a If the organization elected, as permitted under FASB ASC 958, not to report in its revenue statement and balance sheet works of art, historical treasures, or other similar assets held for public exhibition, education, or research in furtherance of public service, provide in Part XIII the text of the footnote to its financial statements that describes these items. b If the organization elected, as permitted under FASB ASC 958, to report in its revenue statement and balance sheet works of art, historical treasures, or other similar assets held for public exhibition, education, or research in furtherance of public service, provide the following amounts relating to these items: (i) Revenue included on Form 990, Part VIII, line 1, (ii) Assets included in Form 990, Part X, 2 If the organization received or held works of art, historical treasures, or other similar assets for financial gain, provide the following amounts required to be reported under FASB ASC 958 relating to these items: a Revenue included on Form 990, Part VIII, line 1, b Assets included in Form 990, Part X.

Part III Organizations Maintaining Collections of Art, Historical Treasures, or Other Similar Assets (continued)

- 3 Using the organization's acquisition, accession, and other records, check any of the following that make significant use of its collection items (check all that apply):
- a Public exhibition
 - b Scholarly research
 - c Preservation for future generations
 - d Loan or exchange program
 - e Other
- 4 Provide a description of the organization's collections and explain how they further the organization's exempt purpose in Part XIII.
- 5 During the year, did the organization solicit or receive donations of art, historical treasures, or other similar assets to be sold to raise funds rather than to be maintained as part of the organization's collection? Yes No

Part IV Escrow and Custodial Arrangements.

Complete if the organization answered "Yes" on Form 990, Part IV, line 9, or reported an amount on Form 990, Part X, line 21.

- 1a Is the organization an agent, trustee, custodian or other intermediary for contributions or other assets not included on Form 990, Part X? Yes No
- b If "Yes," explain the arrangement in Part XIII and complete the following table:
- | | Amount |
|---------------------------------------|--------|
| c Beginning balance | 1c |
| d Additions during the year | 1d |
| e Distributions during the year | 1e |
| f Ending balance | 1f |
- 2a Did the organization include an amount on Form 990, Part X, line 21, for escrow or custodial account liability? Yes No
- b If "Yes," explain the arrangement in Part XIII. Check here if the explanation has been provided on Part XIII

Part V Endowment Funds.

Complete if the organization answered "Yes" on Form 990, Part IV, line 10.

	(a) Current year	(b) Prior year	(c) Two years back	(d) Three years back	(e) Four years back
1a Beginning of year balance					
b Contributions					
c Net investment earnings, gains, and losses					
d Grants or scholarships					
e Other expenditures for facilities and programs					
f Administrative expenses					
g End of year balance					

- 2 Provide the estimated percentage of the current year end balance (line 1g, column (a)) held as:
- a Board designated or quasi-endowment ▶ %
 - b Permanent endowment ▶ %
 - c Term endowment ▶ %
- The percentages on lines 2a, 2b, and 2c should equal 100%.
- 3a Are there endowment funds not in the possession of the organization that are held and administered for the organization by:
- | | Yes | No |
|--|--------|----|
| (i) Unrelated organizations | 3a(i) | |
| (ii) Related organizations | 3a(ii) | |
| b If "Yes" on line 3a(ii), are the related organizations listed as required on Schedule R? | 3b | |

4 Describe in Part XIII the intended uses of the organization's endowment funds.

Part VI Land, Buildings, and Equipment.

Complete if the organization answered "Yes" on Form 990, Part IV, line 11a. See Form 990, Part X, line 10.

Description of property	(a) Cost or other basis (investment)	(b) Cost or other basis (other)	(c) Accumulated depreciation	(d) Book value
1a Land		1,307,889		1,307,889
b Buildings		5,952,993	3,246,416	2,706,577
c Leasehold improvements		1,757,392	506,443	1,250,949
d Equipment		1,000,510	388,193	612,317
e Other		302,219	205,107	97,112
Total. Add lines 1a through 1e. (Column (d) must equal Form 990, Part X, column (B), line 10c.)				5,974,844

Part VII Investments – Other Securities.

Complete if the organization answered "Yes" on Form 990, Part IV, line 11b. See Form 990, Part X, line 12.

(a) Description of security or category (including name of security)	(b) Book value	(c) Method of valuation: Cost or end-of-year market value
(1) Financial derivatives		
(2) Closely held equity interests		
(3) Other SHORT TERM INVESTMENT	2,985,285	MARKET
(A)		
(B)		
(C)		
(D)		
(E)		
(F)		
(G)		
(H)		
Total. (Column (b) must equal Form 990, Part X, col. (B) line 12.)	2,985,285	

Part VIII Investments – Program Related.

Complete if the organization answered "Yes" on Form 990, Part IV, line 11c. See Form 990, Part X, line 13.

(a) Description of investment	(b) Book value	(c) Method of valuation: Cost or end-of-year market value
(1)		
(2)		
(3)		
(4)		
(5)		
(6)		
(7)		
(8)		
(9)		
Total. (Column (b) must equal Form 990, Part X, col. (B) line 13.)		

Part IX Other Assets.

Complete if the organization answered "Yes" on Form 990, Part IV, line 11d. See Form 990, Part X, line 15.

(a) Description	(b) Book value
(1) CONSTRUCTION IN PROGRESS	8,802,598
(2) GRANTS AND CONTRACTS RECEIVABLE	329,118
(3) EXCESS PENSION PLAN CONTRIBUTION	184,012
(4) RESTRICTED CASH	75,407
(5) SECURITY DEPOSITS	30,371
(6)	
(7)	
(8)	
(9)	
Total. (Column (b) must equal Form 990, Part X, col. (B) line 15.)	9,421,506

Part X Other Liabilities.

Complete if the organization answered "Yes" on Form 990, Part IV, line 11e or 11f. See Form 990, Part X, line 25.

1. (a) Description of liability	(b) Book value
(1) Federal income taxes	
(2) ADVANCE BILLING	2,088,977
(3) DEFERRED REVENUE	17,628
(4)	
(5)	
(6)	
(7)	
(8)	
(9)	
Total. (Column (b) must equal Form 990, Part X, col. (B) line 25.)	2,106,605

2. Liability for uncertain tax positions. In Part XIII, provide the text of the footnote to the organization's financial statements that reports the organization's liability for uncertain tax positions under FASB ASC 740. Check here if the text of the footnote has been provided in Part XIII.

Part XI Reconciliation of Revenue per Audited Financial Statements With Revenue per Return. Complete if the organization answered "Yes" on Form 990, Part IV, line 12a.

Table with 5 main rows and sub-rows (a-e). Row 1: Total revenue, gains, and other support per audited financial statements. Row 2: Amounts included on line 1 but not on Form 990, Part VIII, line 12. Row 3: Subtract line 2e from line 1. Row 4: Amounts included on Form 990, Part VIII, line 12, but not on line 1. Row 5: Total revenue. Add lines 3 and 4c. Total: 15,703,349.

Part XII Reconciliation of Expenses per Audited Financial Statements With Expenses per Return. Complete if the organization answered "Yes" on Form 990, Part IV, line 12a.

Table with 5 main rows and sub-rows (a-e). Row 1: Total expenses and losses per audited financial statements. Row 2: Amounts included on line 1 but not on Form 990, Part IX, line 25. Row 3: Subtract line 2e from line 1. Row 4: Amounts included on Form 990, Part IX, line 25, but not on line 1. Row 5: Total expenses. Add lines 3 and 4c. Total: 14,387,645.

Part XIII Supplemental Information.

Provide the descriptions required for Part II, lines 3, 5, and 9; Part III, lines 1a and 4; Part IV, lines 1b and 2b; Part V, line 4; Part X, line 2; Part XI, lines 2d and 4b; and Part XII, lines 2d and 4b. Also complete this part to provide any additional information.

Dotted lines for providing supplemental information.

Part XIII Supplemental Information *(continued)*

DRAFT

SCHEDULE E
(Form 990)

Department of the Treasury
Internal Revenue Service

Schools

- ▶ Complete if the organization answered "Yes" on Form 990, Part IV, line 13, or Form 990-EZ, Part VI, line 48.
- ▶ Attach to Form 990 or Form 990-EZ.
- ▶ Go to www.irs.gov/Form990 for the latest information.

2021

Open to Public Inspection

Name of the organization

**ROOSEVELT CHILDREN'S ACADEMY
CHARTER SCHOOL INC.**

Employer identification number

Part I

	YES	NO
1 Does the organization have a racially nondiscriminatory policy toward students by statement in its charter, bylaws, other governing instrument, or in a resolution of its governing body?	X	
2 Does the organization include a statement of its racially nondiscriminatory policy toward students in all its brochures, catalogues, and other written communications with the public dealing with student admissions, programs, and scholarships?	X	
3 Has the organization publicized its racially nondiscriminatory policy on its primary publicly accessible Internet homepage at all times during its taxable year in a manner reasonably expected to be noticed by visitors to the homepage, or through newspaper or broadcast media during the period of solicitation for students, or during the registration period if it has no solicitation program, in a way that makes the policy known to all parts of the general community it serves? If "Yes," please describe. If "No," please explain. If you need more space, use Part II	X	
NON-DISCRIMINATION POLICY IS DESCRIBED IN FULL ON ALL STUDENT APPLICATION FORMS USED BY THE SCHOOL.		
4 Does the organization maintain the following?		
a Records indicating the racial composition of the student body, faculty, and administrative staff?	X	
b Records documenting that scholarships and other financial assistance are awarded on a racially nondiscriminatory basis?		X
c Copies of all catalogues, brochures, announcements, and other written communications to the public dealing with student admissions, programs, and scholarships?	X	
d Copies of all material used by the organization or on its behalf to solicit contributions?	X	
If you answered "No" to any of the above, please explain. If you need more space, use Part II. ROOSEVELT CHILDREN'S ACADEMY DOES NOT OFFER SCHOLARSHIPS OR OTHER FINANCIAL ASSISTANCE.		
5 Does the organization discriminate by race in any way with respect to:		
a Students' rights or privileges?		X
b Admissions policies?		X
c Employment of faculty or administrative staff?		X
d Scholarships or other financial assistance?		X
e Educational policies?		X
f Use of facilities?		X
g Athletic programs?		X
h Other extracurricular activities?		X
If you answered "Yes" to any of the above, please explain. If you need more space, use Part II.		
6a Does the organization receive any financial aid or assistance from a governmental agency?	X	
b Has the organization's right to such aid ever been revoked or suspended?		X
If you answered "Yes" on either line 6a or line 6b, explain on Part II.		
7 Does the organization certify that it has complied with the applicable requirements of sections 4.01 through 4.05 of Rev. Proc. 75-50, 1975-2 C.B. 587, covering racial nondiscrimination? If "No," explain on Part II	X	

Part II **Supplemental Information.** Provide the explanations required by Part I, lines 3, 4d, 5h, 6b, and 7, as applicable. Also provide any other additional information. See instructions.

SCH E - FINANCIAL AID OR GOVERNMENT ASSISTANCE EXPLANATION

THE SCHOOL INDIRECTLY RECEIVES FUNDING FROM THE U.S. DEPARTMENT OF EDUCATION AND THE DEPARTMENT OF AGRICULTURE FROM NEW YORK STATE. PER PUPIL REVENUE IS ALSO INDIRECTLY RECEIVED FROM NEW YORK STATE.

DRAFT

**SCHEDULE G
(Form 990)**

Department of the Treasury
Internal Revenue Service

Supplemental Information Regarding Fundraising or Gaming Activities

Complete if the organization answered "Yes" on Form 990, Part IV, line 17, 18, or 19, or if the organization entered more than \$15,000 on Form 990-EZ, line 6a.

▶ Attach to Form 990 or Form 990-EZ.

▶ Go to www.irs.gov/Form990 for instructions and the latest information.

OMB No. 1545-0047

2021

Open to Public Inspection

Name of the organization

**ROOSEVELT CHILDREN'S ACADEMY
CHARTER SCHOOL INC.**

Employer identification number

Part I Fundraising Activities. Complete if the organization answered "Yes" on Form 990, Part IV, line 17. Form 990-EZ filers are not required to complete this part.

1 Indicate whether the organization raised funds through any of the following activities. Check all that apply.

- a Mail solicitations
- b Internet and email solicitations
- c Phone solicitations
- d In-person solicitations
- e Solicitation of non-government grants
- f Solicitation of government grants
- g Special fundraising events

2a Did the organization have a written or oral agreement with any individual (including officers, directors, trustees, or key employees listed in Form 990, Part VII) or entity in connection with professional fundraising services? Yes No

b If "Yes," list the 10 highest paid individuals or entities (fundraisers) pursuant to agreements under which the fundraiser is to be compensated at least \$5,000 by the organization.

	(i) Name and address of individual or entity (fundraiser)	(ii) Activity	(iii) Did fundraiser have custody or control of contributions?		(iv) Gross receipts from activity	(v) Amount paid to (or retained by) fundraiser listed in col. (i)	(vi) Amount paid to (or retained by) organization
			Yes	No			
1							
2							
3							
4							
5							
6							
7							
8							
9							
10							
Total					▶		

3 List all states in which the organization is registered or licensed to solicit contributions or has been notified it is exempt from registration or licensing.

Part II Fundraising Events. Complete if the organization answered "Yes" on Form 990, Part IV, line 18, or reported more than \$15,000 of fundraising event contributions and gross income on Form 990-EZ, lines 1 and 6b. List events with gross receipts greater than \$5,000.

Revenue		(a) Event #1	(b) Event #2	(c) Other events	(d) Total events
		<u>VAR EDUCATION R</u> (event type)	<u></u> (event type)	<u>NONE</u> (total number)	(add col. (a) through col. (c))
Revenue	1	Gross receipts	23,829		23,829
	2	Less: Contributions	23,829		23,829
	3	Gross income (line 1 minus line 2)			
Direct Expenses	4	Cash prizes			
	5	Noncash prizes			
	6	Rent/facility costs			
	7	Food and beverages			
	8	Entertainment			
	9	Other direct expenses	29,211		29,211
	10	Direct expense summary. Add lines 4 through 9 in column (d)			
11	Net income summary. Subtract line 10 from line 3, column (d)				-29,211

Part III Gaming. Complete if the organization answered "Yes" on Form 990, Part IV, line 19, or reported more than \$15,000 on Form 990-EZ, line 6a.

Revenue		(a) Bingo	(b) Pull tabs/instant bingo/progressive bingo	(c) Other gaming	(d) Total gaming (add col. (a) through col. (c))
		1	Gross revenue		
Direct Expenses	2	Cash prizes			
	3	Noncash prizes			
	4	Rent/facility costs			
	5	Other direct expenses			
	6	Volunteer labor	<input type="checkbox"/> Yes <input type="checkbox"/> No %	<input type="checkbox"/> Yes <input type="checkbox"/> No %	<input type="checkbox"/> Yes <input type="checkbox"/> No %
7	Direct expense summary. Add lines 2 through 5 in column (d)				
8	Net gaming income summary. Subtract line 7 from line 1, column (d)				

9 Enter the state(s) in which the organization conducts gaming activities: _____
 a Is the organization licensed to conduct gaming activities in each of these states? Yes No

b If "No," explain: _____

10a Were any of the organization's gaming licenses revoked, suspended, or terminated during the tax year? Yes No

b If "Yes," explain: _____

SCHEDULE J
(Form 990)

Department of the Treasury
Internal Revenue Service

Name of the organization

Compensation Information

For certain Officers, Directors, Trustees, Key Employees, and Highest Compensated Employees

- ▶ Complete if the organization answered "Yes" on Form 990, Part IV, line 23.
- ▶ Attach to Form 990.
- ▶ Go to www.irs.gov/Form990 for instructions and the latest information.

OMB No. 1545-0047

2021

Open to Public Inspection

**ROOSEVELT CHILDREN'S ACADEMY
CHARTER SCHOOL INC.**

Employer identification number

Part I Questions Regarding Compensation

1a Check the appropriate box(es) if the organization provided any of the following to or for a person listed on Form 990, Part VII, Section A, line 1a. Complete Part III to provide any relevant information regarding these items.

- | | |
|--|--|
| <input type="checkbox"/> First-class or charter travel | <input type="checkbox"/> Housing allowance or residence for personal use |
| <input type="checkbox"/> Travel for companions | <input type="checkbox"/> Payments for business use of personal residence |
| <input type="checkbox"/> Tax indemnification and gross-up payments | <input type="checkbox"/> Health or social club dues or initiation fees |
| <input type="checkbox"/> Discretionary spending account | <input type="checkbox"/> Personal services (such as maid, chauffeur, chef) |

b If any of the boxes on line 1a are checked, did the organization follow a written policy regarding payment or reimbursement or provision of all of the expenses described above? If "No," complete Part III to explain

2 Did the organization require substantiation prior to reimbursing or allowing expenses incurred by all directors, trustees, and officers, including the CEO/Executive Director, regarding the items checked on line 1a?

3 Indicate which, if any, of the following the organization used to establish the compensation of the organization's CEO/Executive Director. Check all that apply. Do not check any boxes for methods used by a related organization to establish compensation of the CEO/Executive Director, but explain in Part III.

- | | |
|--|--|
| <input type="checkbox"/> Compensation committee | <input type="checkbox"/> Written employment contract |
| <input type="checkbox"/> Independent compensation consultant | <input type="checkbox"/> Compensation survey or study |
| <input type="checkbox"/> Form 990 of other organizations | <input type="checkbox"/> Approval by the board or compensation committee |

4 During the year, did any person listed on Form 990, Part VII, Section A, line 1a, with respect to the filing organization or a related organization:

- a** Receive a severance payment or change-of-control payment?
 - b** Participate in or receive payment from a supplemental nonqualified retirement plan?
 - c** Participate in or receive payment from an equity-based compensation arrangement?
- If "Yes" to any of lines 4a–c, list the persons and provide the applicable amounts for each item in Part III.

Only section 501(c)(3), 501(c)(4), and 501(c)(29) organizations must complete lines 5–9.

5 For persons listed on Form 990, Part VII, Section A, line 1a, did the organization pay or accrue any compensation contingent on the revenues of:

- a** The organization?
 - b** Any related organization?
- If "Yes" on line 5a or 5b, describe in Part III.

6 For persons listed on Form 990, Part VII, Section A, line 1a, did the organization pay or accrue any compensation contingent on the net earnings of:

- a** The organization?
 - b** Any related organization?
- If "Yes" on line 6a or 6b, describe in Part III.

7 For persons listed on Form 990, Part VII, Section A, line 1a, did the organization provide any nonfixed payments not described on lines 5 and 6? If "Yes," describe in Part III

8 Were any amounts reported on Form 990, Part VII, paid or accrued pursuant to a contract that was subject to the initial contract exception described in Regulations section 53.4958-4(a)(3)? If "Yes," describe in Part III

9 If "Yes" on line 8, did the organization also follow the rebuttable presumption procedure described in Regulations section 53.4958-6(c)?

	Yes	No
1b		
2		
4a		X
4b		X
4c		X
5a		X
5b		X
6a		X
6b		X
7		X
8		X
9		

Part II Officers, Directors, Trustees, Key Employees, and Highest Compensated Employees. Use duplicate copies if additional space is needed.

For each individual whose compensation must be reported on Schedule J, report compensation from the organization on row (i) and from related organizations, described in the instructions, on row (ii). Do not list any individuals that aren't listed on Form 990, Part VII.

Note: The sum of columns (B)(i)-(iii) for each listed individual must equal the total amount of Form 990, Part VII, Section A, line 1a, applicable column (D) and (E) amounts for that individual.

	(A) Name and Title	(B) Breakdown of W-2 and/or 1099-MISC and/or 1099-NEC compensation			(C) Retirement and other deferred compensation	(D) Nontaxable benefits	(E) Total of columns (B)(i)-(D)	(F) Compensation in column (B) reported as deferred on prior Form 990
		(i) Base compensation	(ii) Bonus & incentive compensation	(iii) Other reportable compensation				
1	PHILIP A. LECONTE CFO	183,790	0	0	0	45,449	229,239	0
2	SIMONE ROBERTS MS PRINCIPAL	130,179	0	0	0	29,232	159,411	0
3	AARON HOWELL MIDDLE SCHOOL DOS	138,911	0	0	0	12,887	151,798	0
4	RESHMA PERSAD ELEMENTARY PRINCIPAL	136,372	0	0	0	14,220	150,592	0
5								
6								
7								
8								
9								
10								
11								
12								
13								
14								
15								
16								

Part III Supplemental Information

Provide the information, explanation, or descriptions required for Part I, lines 1a, 1b, 3, 4a, 4b, 4c, 5a, 5b, 6a, 6b, 7, and 8, and for Part II. Also complete this part for any additional information.

[Area with horizontal dotted lines for supplemental information]

DRAFT

**SCHEDULE O
(Form 990)**

Department of the Treasury
Internal Revenue Service

Supplemental Information to Form 990 or 990-EZ

Complete to provide information for responses to specific questions on
Form 990 or 990-EZ or to provide any additional information.

▶ Attach to Form 990 or Form 990-EZ.

▶ Go to www.irs.gov/Form990 for the latest information.

OMB No. 1545-0047

2021

**Open to Public
Inspection**

Name of the organization **ROOSEVELT CHILDREN'S ACADEMY
CHARTER SCHOOL INC.**

Employer identification number

FORM 990 - ORGANIZATION'S MISSION OR MOST SIGNIFICANT ACTIVITIES

THE ORGANIZATION FOSTERS A CULTURE OF FUTURE SUCCESS WHERE EVERY STUDENT IS
COMMITTED TO SUCCESS IN COLLEGE AND BEYOND, EXPECTING NOTHING LESS THAN
HIGH ACADEMIC AND BEHAVIOR STANDARDS FOR ALL STUDENTS, AND PROVIDES A
CHALLENGING CURRICULUM, EXTRA RESOURCES AND THE SUPPORT NECESSARY TO
ACHIEVE THOSE STANDARDS THROUGHOUT THE ROOSEVELT CHILDREN'S ACADEMY
COMMUNITY

FORM 990 - ORGANIZATION'S MISSION

ROOSEVELT CHILDREN'S ACADEMY CHARTER SCHOOL INC. (THE "SCHOOL") IS A CHARTER
SCHOOL FOR CHILDREN IN KINDERGARDEN THROUGH EIGHTH GRADE LOCATED IN
ROOSEVELT, NEW YORK. IT EDUCATES CHILDREN ON A COMPLETELY NONDISCRIMINATORY
AND SECULAR BASIS. THE FOUNDERS AND SUPPORTERS OF THE SCHOOL BELIEVE THAT
ACCESS TO A PUBLIC EDUCATION OF HIGH QUALITY FOR ALL CHILDREN IS THE
FOREMOST ISSUE.

FORM 990, PART VI, LINE 11B - ORGANIZATION'S PROCESS TO REVIEW FORM 990

THE IRS FORM 990 IS PREPARED BY OUR INDEPENDENT AUDITORS, THEN REVIEWED BY
THE ACCOUNTING DEPARTMENT AND EMAILED TO BOARD MEMBERS FOR THEIR REVIEW
BEFORE THE CEO SIGNS OFF ON THE RETURN AND SUBMITS IT TO THE IRS.

FORM 990, PART VI, LINE 12C - ENFORCEMENT OF CONFLICTS POLICY

PERIODIC REVIEWS ARE CONDUCTED TO ENSURE THE SCHOOL OPERATES IN A MANNER
CONSISTENT WITH CHARITABLE PURPOSES AND DOES NOT ENGAGE IN ACTIVITIES THAT
COULD JEAPORDIZE ITS TAX EXEMPT STATUS.

Name of the organization

Employer identification number

ROOSEVELT CHILDREN'S ACADEMY

-*9998

FORM 990, PART VI, LINE 15A - COMPENSATION PROCESS FOR TOP OFFICIAL PERIODIC REVIEWS ARE CONDUCTED TO ENSURE THE SCHOOL OPERATES IN A MANNER CONSISTENT WITH CHARITABLE PURPOSES AND DOES NOT ENGAGE IN ACTIVITIES THAT COULD JEAPORDIZE ITS TAX EXEMPT STATUS.

FORM 990, PART VI, LINE 15B - COMPENSATION PROCESS FOR OFFICERS EMPLOYMENT CONTRACT IS REVIEWED BY BOARD OF TRUSTEES FOR APPROVAL

FORM 990, PART VI, LINE 19 - GOVERNING DOCUMENTS DISCLOSURE EXPLANATION THE ORGANIZATION MAKES ITS GOVERNING DOCUMENTS, CONFLICTS OF INTEREST POLICY, AND FINANCIAL STATEMENTS AVAILABLE TO THE PUBLIC UPON REQUEST.

DRAFT

Depreciation and Amortization
(Including Information on Listed Property)

Department of the Treasury
Internal Revenue Service (99)

▶ Attach to your tax return.
▶ Go to www.irs.gov/Form4562 for instructions and the latest information.

Name(s) shown on return **ROOSEVELT CHILDREN'S ACADEMY
CHARTER SCHOOL INC.** Identifying number XXXXXXXXXX

Business or activity to which this form relates

INDIRECT DEPRECIATION

Part I Election To Expense Certain Property Under Section 179

Note: If you have any listed property, complete Part V before you complete Part I.

1	Maximum amount (see instructions)	1	1,050,000
2	Total cost of section 179 property placed in service (see instructions)	2	
3	Threshold cost of section 179 property before reduction in limitation (see instructions)	3	2,620,000
4	Reduction in limitation. Subtract line 3 from line 2. If zero or less, enter -0-	4	
5	Dollar limitation for tax year. Subtract line 4 from line 1. If zero or less, enter -0-. If married filing separately, see instructions	5	
6	(a) Description of property	(b) Cost (business use only)	(c) Elected cost
7	Listed property. Enter the amount from line 29	7	
8	Total elected cost of section 179 property. Add amounts in column (c), lines 6 and 7	8	
9	Tentative deduction. Enter the smaller of line 5 or line 8	9	
10	Carryover of disallowed deduction from line 13 of your 2020 Form 4562	10	
11	Business income limitation. Enter the smaller of business income (not less than zero) or line 5. See instructions	11	
12	Section 179 expense deduction. Add lines 9 and 10, but don't enter more than line 11	12	
13	Carryover of disallowed deduction to 2022. Add lines 9 and 10, less line 12	13	

Note: Don't use Part II or Part III below for listed property. Instead, use Part V.

Part II Special Depreciation Allowance and Other Depreciation (Don't include listed property. See instructions.)

14	Special depreciation allowance for qualified property (other than listed property) placed in service during the tax year. See instructions	14	527,922
15	Property subject to section 168(f)(1) election	15	
16	Other depreciation (including ACRS)	16	583,236

Part III MACRS Depreciation (Don't include listed property. See instructions.)

Section A

17	MACRS deductions for assets placed in service in tax years beginning before 2021	17	3,168
18	If you are electing to group any assets placed in service during the tax year into one or more general asset accounts, check here <input type="checkbox"/>		

Section B—Assets Placed in Service During 2021 Tax Year Using the General Depreciation System

(a) Classification of property	(b) Month and year placed in service	(c) Basis for depreciation (business/investment use only—see instructions)	(d) Recovery period	(e) Convention	(f) Method	(g) Depreciation deduction
19a	3-year property					
b	5-year property					
c	7-year property					
d	10-year property					
e	15-year property					
f	20-year property					
g	25-year property		25 yrs.		S/L	
h	Residential rental property		27.5 yrs.	MM	S/L	
			27.5 yrs.	MM	S/L	
i	Nonresidential real property		39 yrs.	MM	S/L	
				MM	S/L	

Section C—Assets Placed in Service During 2021 Tax Year Using the Alternative Depreciation System

20a	Class life				S/L	
b	12-year		12 yrs.		S/L	
c	30-year		30 yrs.	MM	S/L	
d	40-year		40 yrs.	MM	S/L	

Part IV Summary (See instructions.)

21	Listed property. Enter amount from line 28	21	
22	Total. Add amounts from line 12, lines 14 through 17, lines 19 and 20 in column (g), and line 21. Enter here and on the appropriate lines of your return. Partnerships and S corporations—see instructions	22	1,114,326
23	For assets shown above and placed in service during the current year, enter the portion of the basis attributable to section 263A costs	23	

For Paperwork Reduction Act Notice, see separate instructions.

Federal Asset Report

FYE: 6/30/2022

Form 990, Page 1

Asset	Description	Date In Service	Cost	Bus %	Sec 179 Bonus	Basis for Depr	PerConv Meth	Prior	Current
5-year GDS Property:									
361	COMPUTER EQUIPMENT	12/31/21	115,515		X	0	5 HY 200DB	0	115,515
362	COMPUTER EQUIPMENT	12/31/21	234,008		X	0	5 HY 200DB	0	234,008
			<u>349,523</u>			<u>0</u>		<u>0</u>	<u>349,523</u>
7-year GDS Property:									
360	FURNITURE AND FIXTURES	12/06/21	5,918		X	0	7 HY 200DB	0	5,918
			<u>5,918</u>			<u>0</u>		<u>0</u>	<u>5,918</u>
15-year GDS Property:									
363	LEASEHOLD IMPROVEMENTS	9/27/21	128,000		X	0	15 HY S/L	0	128,000
			<u>128,000</u>			<u>0</u>		<u>0</u>	<u>128,000</u>
Prior MACRS:									
1	FURNITURE	8/23/01	1,721			1,721	3 HY S/L	1,721	0
2	FURNITURE	11/28/06	7,664			7,664	7 HY S/L	8,391	0
3	FURNITURE	9/07/10	3,076		X	1,538	7 HY S/L	3,076	0
4	FURNITURE	7/03/06	558			558	7 HY S/L	558	0
5	FURNITURE	9/07/10	415		X	207	7 HY S/L	415	0
6	FURNITURE	9/14/11	1,340		X	0	7 HY S/L	1,340	0
7	FURNITURE	9/12/11	5,355		X	0	7 HY S/L	5,355	0
8	FURNITURE	9/07/10	2,453		X	1,226	7 HY S/L	2,453	0
9	FURNITURE	10/07/10	2,384		X	0	7 HY S/L	2,384	0
10	FURNITURE	9/07/10	1,092		X	546	7 HY S/L	1,092	0
11	FURNITURE	2/14/12	1,260		X	630	7 HY S/L	1,260	0
12	FURNITURE	12/23/10	149		X	0	7 HY S/L	149	0
13	FURNITURE	7/24/06	878			878	7 HY S/L	1,108	0
14	FURNITURE	9/10/08	560		X	280	7 HY S/L	560	0
15	FURNITURE	7/24/06	726			726	7 HY S/L	814	0
16	FURNITURE	7/06/06	1,350			1,350	7 HY S/L	1,350	0
17	FURNITURE	9/07/10	609		X	304	7 HY S/L	609	0
18	FURNITURE	9/14/11	348		X	0	7 HY S/L	348	0
19	FURNITURE	10/28/11	489		X	0	7 HY S/L	489	0
20	FURNITURE	10/16/06	12,018			12,018	7 HY S/L	12,589	0
21	FURNITURE	9/07/10	10,058		X	5,029	7 HY S/L	10,058	0
22	FURNITURE	10/07/10	10,058		X	0	7 HY S/L	10,058	0
23	FURNITURE	11/07/10	1,341		X	0	7 HY S/L	1,341	0
24	FURNITURE	9/02/08	1,137		X	568	7 HY S/L	1,137	0
25	FURNITURE	9/07/10	192		X	96	7 HY S/L	192	0
26	FURNITURE	9/08/08	619		X	309	7 HY S/L	619	0
27	FURNITURE	9/07/10	869		X	434	7 HY S/L	869	0
28	FURNITURE	11/09/05	300			300	7 HY S/L	300	0
29	FURNITURE	11/14/05	3,990			3,990	7 HY S/L	3,990	0
30	FURNITURE	11/29/05	538			538	7 HY S/L	538	0
31	FURNITURE	1/03/06	12,094			12,094	7 HY S/L	12,094	0
32	FURNITURE	1/17/06	12,735			12,735	7 HY S/L	12,735	0
33	FURNITURE	7/03/06	466			466	7 HY S/L	466	0
34	FURNITURE	8/14/06	1,040			1,040	7 HY S/L	1,040	0
35	FURNITURE	9/01/06	4,674			4,674	7 HY S/L	4,674	0
36	FURNITURE	9/07/10	3,465		X	1,732	7 HY S/L	3,465	0
37	FURNITURE	11/07/10	1,010		X	0	7 HY S/L	1,010	0
38	FURNITURE	9/07/10	1,910		X	955	7 HY S/L	1,910	0
39	FURNITURE	12/23/10	149		X	0	7 HY S/L	149	0
40	FURNITURE	9/07/10	175		X	87	7 HY S/L	175	0
41	furniture	10/07/10	1,750		X	0	7 HY S/L	1,750	0
42	FURNITURE	8/24/10	5,391		X	2,695	7 HY S/L	5,391	0
43	FURNITURE	7/06/06	880			880	7 HY S/L	880	0
44	FURNITURE	9/08/08	730		X	365	7 HY S/L	730	0
45	FURNITURE	8/10/09	1,177		X	588	7 HY S/L	1,177	0
46	FURNITURE	9/07/10	5,196		X	2,598	7 HY S/L	5,196	0
47	furniture	9/07/10	536		X	268	7 HY S/L	536	0
48	furniture	9/07/10	68		X	34	7 HY S/L	68	0
49	FURNITURE	10/07/10	2,345		X	0	7 HY S/L	2,345	0
50	FURNITURE	1/19/11	418		X	0	7 HY S/L	418	0

Federal Asset Report

FYE: 6/30/2022

Form 990, Page 1

Asset	Description	Date In Service	Cost	Bus %	Sec 179 Bonus	Basis for Dep	Per Conv Meth	Prior	Current
51	FURNITURE	3/03/11	165		X	0	7 HY S/L	165	0
52	FURNITURE	10/07/10	7,310		X	0	7 HY S/L	7,310	0
53	FURNITURE	11/07/10	547		X	0	7 HY S/L	547	0
54	FURNITURE	12/13/05	2,350			2,350	7 HY S/L	2,350	0
55	FURNITURE	12/31/05	2,394			2,394	7 HY S/L	2,394	0
56	FURNITURE	9/07/10	935		X	467	7 HY S/L	935	0
57	FURNITURE	1/10/11	450		X	0	7 HY S/L	450	0
58	FURNITURE	12/08/09	1,072		X	536	7 HY S/L	1,072	0
59	FURNITURE	7/24/06	800			800	7 HY S/L	800	0
60	FURNITURE	7/06/06	558			558	7 HY S/L	558	0
61	FURNITURE	5/19/11	110		X	0	7 HY S/L	110	0
62	FURNITURE	10/05/11	6,736		X	0	7 HY S/L	6,736	0
63	FURNITURE	9/02/11	3,203		X	0	7 HY S/L	3,203	0
64	FURNITURE	9/07/10	1,040		X	520	7 HY S/L	1,040	0
65	FURNITURE	9/07/10	757		X	378	7 HY S/L	757	0
66	FURNITURE	9/07/10	111		X	55	7 HY S/L	111	0
67	FURNITURE	9/07/10	41		X	20	7 HY S/L	41	0
68	FURNITURE	9/07/07	2,946			2,946	7 HY S/L	2,946	0
69	FURNITURE	9/07/10	1,443		X	721	7 HY S/L	1,443	0
70	FURNITURE	9/07/10	2,693		X	1,346	7 HY S/L	2,693	0
71	FURNITURE	9/07/10	806		X	403	7 HY S/L	806	0
72	FURNITURE	11/07/10	5,582		X	0	7 HY S/L	5,582	0
73	FURNITURE	11/07/10	1,739		X	0	7 HY S/L	1,739	0
74	FURNITURE	9/07/10	5,878		X	2,939	7 HY S/L	5,439	0
75	FURNITURE	10/07/10	6,869		X	0	7 HY S/L	6,869	0
76	FURNITURE	3/21/12	159		X	79	7 HY S/L	159	0
77	FURNITURE	9/07/10	2,370		X	1,185	7 HY S/L	2,370	0
78	FURNITURE	1/12/12	246		X	123	7 HY S/L	246	0
79	FURNITURE	5/12/09	6,796		X	3,398	7 HY S/L	6,796	0
80	FURNITURE	9/07/10	128		X	64	7 HY S/L	128	0
81	FURNITURE	9/07/10	132		X	66	7 HY S/L	132	0
82	FURNITURE	7/03/06	820			820	7 HY S/L	820	0
83	FURNITURE	12/02/10	300		X	0	7 HY S/L	300	0
84	FURNITURE	12/02/10	356		X	0	7 HY S/L	356	0
85	FURNITURE	12/02/10	472		X	0	7 HY S/L	472	0
86	FURNITURE	9/12/11	3,780		X	0	7 HY S/L	3,780	0
87	FURNITURE	5/19/11	166		X	0	7 HY S/L	166	0
88	FURNITURE	5/19/11	135		X	0	7 HY S/L	135	0
89	FURNITURE	9/07/10	130		X	65	7 HY S/L	130	0
90	FURNITURE	9/12/11	873		X	0	7 HY S/L	873	0
91	FURNITURE	9/12/11	3,419		X	0	7 HY S/L	3,419	0
92	FURNITURE	9/07/10	4,017		X	2,008	7 HY S/L	4,017	0
93	FURNITURE	7/29/09	4,400		X	2,200	7 HY S/L	4,400	0
94	FURNITURE	8/20/10	1,452		X	726	7 HY S/L	1,452	0
95	FURNITURE	11/07/10	1,040		X	0	7 HY S/L	1,040	0
96	FURNITURE	9/07/10	1,116		X	558	7 HY S/L	1,116	0
97	FURNITURE	9/07/10	1,572		X	786	7 HY S/L	1,572	0
98	FURNITURE	9/14/11	548		X	0	7 HY S/L	548	0
99	FURNITURE	9/12/11	2,275		X	0	7 HY S/L	2,275	0
100	FURNITURE	7/01/09	4,110		X	2,055	7 HY S/L	4,110	0
101	FURNITURE	9/19/12	235		X	117	7 HY S/L	235	0
102	FURNITURE	9/07/10	2,770		X	1,385	7 HY S/L	2,770	0
103	FURNITURE	1/18/11	418		X	0	7 HY S/L	418	0
104	FURNITURE	3/03/11	418		X	0	7 HY S/L	418	0
105	FURNITURE	9/07/11	1,060		X	0	7 HY S/L	1,060	0
106	FURNITURE	10/01/08	627		X	313	7 HY S/L	627	0
107	installation	5/01/00	90,850			90,850	20 HY S/L	90,850	0
314	7 years proprty	7/01/12	670,742		X	335,371	7 HY S/L	670,742	0
315	20 years property	7/01/12	66,700		X	39,603	20 HY S/L	27,097	1,980
317	FURNITURE	10/24/13	2,599		X	1,299	7 HY S/L	2,598	0
318	FURNITURE	10/24/13	13,976		X	6,988	7 HY S/L	13,976	0
319	FURNITURE	11/30/13	1,074		X	537	7 HY S/L	1,072	0
320	COMPUTER EQUIPMENT	8/07/13	4,001		X	2,000	3 HY S/L	4,001	0
321	COMPUTER EQUIPMENT	5/17/14	975		X	487	3 HY S/L	975	0
322	LEASEhold improvements	10/21/13	2,000		X	1,000	3 HY S/L	2,000	0
323	COMPUTER EQUIPMENT	7/28/13	3,780		X	1,890	3 HY S/L	3,780	0
324	COMPUTER EQUIPMENT	8/19/13	7,584		X	3,792	3 HY S/L	7,584	0
325	COMPUTER EQUIPMENT	3/21/14	5,582		X	2,791	3 HY S/L	5,582	0
326	COMPUTER EQUIPMENT	6/03/14	2,659		X	1,329	3 HY S/L	2,659	0
328	FURNITURE	9/13/14	13,672		X	6,836	7 HY S/L	11,719	976
329	FURNITURE	8/22/14	1,140		X	570	7 HY S/L	977	82

Federal Asset Report

FYE: 6/30/2022

Form 990, Page 1

Asset	Description	Date In Service	Cost	Bus %	Sec 179 Bonus	Basis for Depr	Per Conv Meth	Prior	Current
330	compUTER EQUIPMENT	9/03/14	7,470		X	3,735	3 HY S/L	7,470	0
331	compUTER EQUIPMENT	9/30/14	2,262		X	1,131	3 HY S/L	2,262	0
332	compUTER EQUIPMENT	1/01/15	1,824		X	912	3 HY S/L	1,824	0
333	computer EQUIPMENT	3/08/15	1,700		X	850	3 HY S/L	1,700	0
334	computer EQUIPMENT	3/10/15	2,798		X	1,399	3 HY S/L	2,798	0
335	computer EQUIPMENT	5/06/15	1,098		X	549	3 HY S/L	1,098	0
336	leasehold improvements	7/15/14	2,600		X	1,300	10 HY S/L	1,560	130
365	WRITE OFF	6/30/21	138,143		X	18,815	7 HY 200DB	119,328	0
Sold/Scrapped: 6/30/22									
			<u>1,277,860</u>			<u>638,536</u>		<u>1,217,460</u>	<u>3,168</u>

Other Depreciation:

108	leasehold improvements	4/30/09	11,950			11,950	3 MO S/L	11,950	0
109	leasehold improvements	6/13/06	11,800			11,800	3 MO S/L	11,800	0
110	leasehold improvements	11/28/03	3,125			3,125	3 MO S/L	3,125	0
111	leasehold improvements	6/30/06	8,019			8,019	3 MO S/L	8,019	0
112	leasehold improvements	6/30/06	12,028			12,028	3 MO S/L	12,028	0
113	leasehold improvements	7/24/03	33,480			33,480	3 MO S/L	33,480	0
114	leasehold improvements	11/13/03	27,397			27,397	3 MO S/L	27,397	0
115	leasehold improvements	3/19/07	3,500			3,500	3 MO S/L	3,500	0
116	leasehold improvements	9/30/03	2,725			2,725	3 MO S/L	2,725	0
117	leasehold improvements	2/29/12	85			85	10 MO S/L	85	0
118	leasehold improvements	9/30/09	20,070			20,070	10 MO S/L	20,070	0
119	leasehold improvements	10/05/09	15,000			15,000	10 MO S/L	15,000	0
120	leasehold improvements	11/05/09	23,000			23,000	10 MO S/L	23,000	0
121	leasehold improvements	6/05/09	4,000			4,000	10 MO S/L	4,000	0
122	leasehold improvements	7/23/09	4,000			4,000	10 MO S/L	4,000	0
123	leasehold improvements	9/02/09	7,800			7,800	10 MO S/L	7,800	0
124	leasehold improvements	2/29/12	538			538	10 MO S/L	538	0
125	leasehold improvements	9/12/06	4,400			4,400	10 MO S/L	4,400	0
126	leasehold improvements	4/30/07	14,485			14,485	10 MO S/L	14,485	0
127	leasehold improvements	10/02/09	486			486	10 MO S/L	486	0
128	leasehold improvements	4/26/07	45,025			45,025	10 MO S/L	45,025	0
129	leasehold improvements	6/30/10	4,000			4,000	10 MO S/L	4,000	0
130	leasehold improvements	6/30/10	535			535	10 MO S/L	535	0
131	leasehold improvements	9/08/04	2,500			2,500	10 MO S/L	2,459	41
132	leasehold improvements	8/29/03	75,000			75,000	10 MO S/L	66,250	7,500
133	leasehold improvements	7/14/11	130,000			130,000	10 MO S/L	130,000	0
134	leasehold improvements	9/02/11	2,000			2,000	10 MO S/L	2,000	0
135	leasehold improvements	9/28/05	103,000			103,000	10 MO S/L	103,000	0
136	leasehold improvements	12/12/05	5,550			5,550	10 MO S/L	5,550	0
137	leasehold improvements	3/24/06	22,857			22,857	10 MO S/L	22,857	0
138	leasehold improvements	12/15/05	52,650			52,650	10 MO S/L	52,650	0
139	leasehold improvements	1/13/06	36,797			36,797	10 MO S/L	36,797	0
140	leasehold improvements	4/28/06	45,000			45,000	10 MO S/L	45,000	0
141	leasehold improvements	6/01/06	10,000			10,000	10 MO S/L	10,000	0
142	leasehold improvements	11/17/05	38,445			38,445	10 MO S/L	38,127	318
143	leasehold improvements	12/01/05	25,632			25,632	10 MO S/L	25,632	0
144	leasehold improvements	10/26/05	23,000			23,000	10 MO S/L	23,000	0
145	leasehold improvements	10/03/05	159,368			159,368	10 MO S/L	159,368	0
146	leasehold improvements	4/24/03	3,500			3,500	10 MO S/L	3,500	0
147	leasehold improvements	10/20/11	23,250			23,250	10 MO S/L	23,250	0
148	leasehold improvements	9/09/11	6,600			6,600	10 MO S/L	6,600	0
149	leasehold improvements	11/05/06	5,177			5,177	10 MO S/L	5,177	0
150	leasehold improvements	2/29/12	2,951			2,951	10 MO S/L	2,951	0
151	leasehold improvements	4/10/06	2,000			2,000	10 MO S/L	2,000	0
152	leasehold improvements	8/20/04	9,875			9,875	10 MO S/L	9,711	164
153	leasehold improvements	11/23/04	3,257			3,257	10 MO S/L	3,257	0
154	leasehold improvements	8/22/05	5,400			5,400	10 MO S/L	5,400	0
155	leasehold improvements	8/22/05	27,000			27,000	10 MO S/L	27,000	0
156	leasehold improvements	11/03/05	75,600			75,600	10 MO S/L	75,600	0
157	leasehold improvements	8/30/06	800			800	10 MO S/L	800	0
158	leasehold improvements	10/11/06	896			896	10 MO S/L	896	0
159	leasehold improvements	8/31/05	275			275	10 MO S/L	275	0
160	leasehold improvements	3/18/05	250			250	10 MO S/L	250	0
161	leasehold improvements	4/21/05	2,500			2,500	10 MO S/L	2,500	0
162	leasehold improvements	5/03/05	350			350	10 MO S/L	350	0
163	leasehold improvements	6/03/05	350			350	10 MO S/L	350	0
164	leasehold improvements	8/18/05	275			275	10 MO S/L	275	0

Federal Asset Report

FYE: 6/30/2022

Form 990, Page 1

Asset	Description	Date In Service	Cost	Bus %	Sec 179 Bonus	Basis for Dep	PerConv Meth	Prior	Current
165	leasehold improvements	2/15/07	20,000			20,000	10 MO S/L	20,000	0
166	leasehold improvements	6/21/04	500			500	10 MO S/L	483	17
167	leasehold improvements	7/27/07	4,596			4,596	10 MO S/L	4,596	0
168	leasehold improvements	8/31/07	6,505			6,505	10 MO S/L	6,505	0
169	leasehold improvements	10/12/07	2,581			2,581	10 MO S/L	2,581	0
170	leasehold improvements	12/18/07	25,090			25,090	10 MO S/L	25,090	0
171	leasehold improvements	1/28/08	755			755	10 MO S/L	755	0
172	leasehold improvements	4/21/08	1,849			1,849	10 MO S/L	1,849	0
173	leasehold improvements	7/01/08	2,922			2,922	10 MO S/L	2,922	0
174	leasehold improvements	3/21/12	225			225	10 MO S/L	225	0
175	leasehold improvements	2/29/12	6,382			6,382	10 MO S/L	6,382	0
176	leasehold improvements	6/30/10	38,000			38,000	10 MO S/L	38,000	0
177	leasehold improvements	7/01/06	38,500			38,500	10 MO S/L	38,500	0
178	leasehold improvements	11/01/06	186			186	10 MO S/L	186	0
179	leasehold improvements	2/02/07	30,891			30,891	10 MO S/L	30,891	0
180	leasehold improvements	4/23/07	27,464			27,464	10 MO S/L	27,464	0
181	leasehold improvements	4/27/07	9,007			9,007	10 MO S/L	9,007	0
182	leasehold improvements	10/16/06	30,267			30,267	10 MO S/L	30,267	0
183	leasehold improvements	11/03/06	17,665			17,665	10 MO S/L	17,665	0
184	leasehold improvements	8/03/06	82,223			82,223	10 MO S/L	82,223	0
185	leasehold improvements	9/02/06	117,176			117,176	10 MO S/L	117,176	0
186	leasehold improvements	10/12/06	1,200			1,200	10 MO S/L	1,200	0
187	leasehold improvements	9/08/06	3,000			3,000	10 MO S/L	3,000	0
188	leasehold improvements	9/22/06	50,168			50,168	10 MO S/L	50,168	0
189	leasehold improvements	2/15/07	1,200			1,200	10 MO S/L	1,200	0
190	leasehold improvements	11/05/09	1,300			1,300	10 MO S/L	1,300	0
191	leasehold improvements	8/12/10	2,700			2,700	10 MO S/L	2,700	0
192	leasehold improvements	11/06/09	4,965			4,965	10 MO S/L	4,965	0
193	leasehold improvements	6/30/10	5,637			5,637	10 MO S/L	5,637	0
194	leasehold improvements	7/01/10	29,450			29,450	10 MO S/L	29,450	0
195	leasehold improvements	9/21/06	20,590			20,590	10 MO S/L	20,590	0
196	leasehold improvements	2/29/12	360			360	10 MO S/L	360	0
197	leasehold improvements	4/26/07	1,375			1,375	10 MO S/L	1,375	0
198	leasehold improvements	4/26/07	1,500			1,500	10 MO S/L	1,500	0
199	leasehold improvements	12/29/06	3,750			3,750	10 MO S/L	3,750	0
200	leasehold improvements	7/27/07	2,200			2,200	10 MO S/L	2,200	0
201	leasehold improvements	8/31/11	210,210			210,210	10 MO S/L	208,458	1,752
202	leasehold improvements	8/30/06	300			300	10 MO S/L	300	0
203	leasehold improvements	2/29/12	250			250	10 MO S/L	250	0
204	leasehold improvements	9/15/06	440			440	10 MO S/L	440	0
205	leasehold improvements	1/31/12	1,990			1,990	10 MO S/L	1,990	0
206	leasehold improvements	2/29/12	1,975			1,975	10 MO S/L	1,975	0
207	leasehold improvements	7/11/11	850			850	10 MO S/L	850	0
208	leasehold improvements	2/29/12	530			530	10 MO S/L	530	0
209	leasehold improvements	9/01/06	3,500			3,500	10 MO S/L	3,500	0
210	leasehold improvements	4/04/06	3,500			3,500	10 MO S/L	3,500	0
211	leasehold improvements	12/01/05	5,000			5,000	10 MO S/L	5,000	0
212	leasehold improvements	1/05/06	7,105			7,105	10 MO S/L	7,105	0
213	leasehold improvements	2/17/06	800			800	10 MO S/L	800	0
214	leasehold improvements	1/05/06	7,105			7,105	10 MO S/L	7,105	0
215	leasehold improvements	2/17/06	800			800	10 MO S/L	800	0
216	leasehold improvements	4/27/06	2,500			2,500	10 MO S/L	2,500	0
217	leasehold improvements	5/04/06	50			50	10 MO S/L	50	0
218	leasehold improvements	3/11/05	1,975			1,975	10 MO S/L	1,975	0
219	leasehold improvements	11/23/04	2,975			2,975	10 MO S/L	2,975	0
220	leasehold improvements	10/28/11	44,505			44,505	10 MO S/L	44,505	0
221	leasehold improvements	7/14/11	41,800			41,800	10 MO S/L	41,800	0
222	leasehold improvements	2/29/12	600			600	10 MO S/L	600	0
223	leasehold improvements	9/22/05	2,718			2,718	10 MO S/L	2,718	0
224	leasehold improvements	10/25/05	2,280			2,280	10 MO S/L	2,280	0
225	leasehold improvements	5/03/05	625			625	10 MO S/L	625	0
226	leasehold improvements	7/29/04	1,700			1,700	10 MO S/L	1,657	43
227	leasehold improvements	4/26/12	476			476	10 MO S/L	476	0
228	leasehold improvements	3/18/05	150			150	10 MO S/L	150	0
229	leasehold improvements	11/01/11	575			575	10 MO S/L	575	0
230	leasehold improvements	1/20/12	1,706			1,706	10 MO S/L	1,706	0
231	leasehold improvements	8/21/06	4,500			4,500	10 MO S/L	4,500	0
232	leasehold improvements	8/30/06	1,345			1,345	10 MO S/L	1,345	0
233	leasehold improvements	12/04/06	795			795	10 MO S/L	795	0
234	leasehold improvements	2/29/12	525			525	10 MO S/L	525	0
235	leasehold improvements	6/30/10	675			675	10 MO S/L	675	0

Federal Asset Report

Form 990, Page 1

FYE: 6/30/2022

Asset	Description	Date In Service	Cost	Bus %	Sec 179 Bonus	Basis for Depr	PerConv Meth	Prior	Current
236	leasehold improvements	10/05/04	734			734	10 MO S/L	726	8
237	leasehold improvements	10/25/04	1,280			1,280	10 MO S/L	1,280	0
238	leasehold improvements	2/01/05	5,000			5,000	10 MO S/L	5,000	0
239	leasehold improvements	3/16/05	20,017			20,017	10 MO S/L	20,017	0
240	leasehold improvements	1/19/05	28			28	10 MO S/L	28	0
241	leasehold improvements	3/09/05	35			35	10 MO S/L	35	0
242	leasehold improvements	4/12/05	2,221			2,221	10 MO S/L	2,221	0
243	leasehold improvements	5/24/05	5,000			5,000	10 MO S/L	5,000	0
244	leasehold improvements	6/09/05	27,000			27,000	10 MO S/L	27,000	0
245	leasehold improvements	5/19/05	2,706			2,706	10 MO S/L	2,706	0
246	leasehold improvements	7/13/05	1,054			1,054	10 MO S/L	1,054	0
247	leasehold improvements	9/22/05	4,425			4,425	10 MO S/L	4,425	0
248	leasehold improvements	5/12/04	2,500			2,500	10 MO S/L	2,375	125
249	leasehold improvements	11/02/06	365			365	10 MO S/L	365	0
250	leasehold improvements	7/21/04	2,527			2,527	10 MO S/L	2,465	62
251	leasehold improvements	1/12/05	300			300	10 MO S/L	300	0
252	leasehold improvements	10/05/04	600			600	10 MO S/L	595	5
253	leasehold improvements	11/03/04	690			690	10 MO S/L	690	0
254	leasehold improvements	12/15/04	1,255			1,255	10 MO S/L	1,255	0
255	leasehold improvements	7/28/04	1,280			1,280	10 MO S/L	1,248	32
256	leasehold improvements	8/26/04	1,959			1,959	10 MO S/L	1,927	32
257	leasehold improvements	9/14/04	225			225	10 MO S/L	223	2
258	leasehold improvements	7/22/04	645			645	10 MO S/L	630	15
259	leasehold improvements	8/26/04	3,050			3,050	10 MO S/L	3,000	50
260	leasehold improvements	12/12/05	2,931			2,931	10 MO S/L	2,931	0
261	leasehold improvements	10/25/05	3,597			3,597	10 MO S/L	3,597	0
262	leasehold improvements	1/25/06	5,640			5,640	10 MO S/L	5,640	0
263	leasehold improvements	4/25/06	5,495			5,495	10 MO S/L	5,495	0
264	leasehold improvements	5/24/06	7,757			7,757	10 MO S/L	7,757	0
265	leasehold improvements	6/21/06	48			48	10 MO S/L	48	0
266	leasehold improvements	10/17/06	4,447			4,447	10 MO S/L	4,447	0
267	leasehold improvements	1/12/05	600			600	10 MO S/L	600	0
268	leasehold improvements	1/06/07	8,202			8,202	10 MO S/L	8,202	0
269	leasehold improvements	3/20/07	6,480			6,480	10 MO S/L	6,480	0
270	leasehold improvements	4/30/07	18,416			18,416	10 MO S/L	18,416	0
271	leasehold improvements	1/12/05	495			495	10 MO S/L	495	0
272	leasehold improvements	2/29/12	4,804			4,804	10 MO S/L	4,804	0
273	leasehold improvements	4/16/06	2,050			2,050	10 MO S/L	2,050	0
274	leasehold improvements	5/24/06	800			800	10 MO S/L	800	0
275	leasehold improvements	3/21/02	61,100			61,100	20 MO S/L	61,100	0
276	leasehold improvements	6/29/01	1,113			1,113	20 MO S/L	1,113	0
277	MODULAR TRAILERS	11/01/00	349,985			349,985	20 MO S/L	349,985	0
278	avaya card	2/02/09	1,445			1,445	7 MO S/L	1,445	0
279	binding machine	2/25/08	575			575	7 MO S/L	575	0
280	marker boards	9/14/11	546			546	7 MO S/L	546	0
281	desk pedestals	9/14/11	1,985			1,985	7 MO S/L	1,985	0
282	chairs	9/07/10	2,100			2,100	7 MO S/L	2,100	0
283	fax machine	11/02/11	100			100	7 MO S/L	100	0
284	fire proof safe	3/13/07	2,034			2,034	7 MO S/L	2,131	0
285	office equipment	9/07/06	493			493	7 MO S/L	493	0
286	DVRS	1/04/13	2,744			2,744	7 MO S/L	2,744	0
287	LAPTOPS	1/27/12	1,203			1,203	7 MO S/L	1,203	0
288	OPEN VIEW DESKS	9/14/11	1,305			1,305	7 MO S/L	1,305	0
289	office equipment	9/07/10	2,094			2,094	7 MO S/L	2,094	0
290	PRINTER	1/15/10	189			189	7 MO S/L	189	0
291	PRINTER	4/15/10	94			94	7 MO S/L	94	0
292	office equipment	10/31/07	679			679	7 MO S/L	679	0
293	office equipment	2/09/10	572			572	7 MO S/L	572	0
294	KITCHEN EQUIPMENT	9/07/10	1,110			1,110	7 MO S/L	1,110	0
295	SAFE	4/25/12	2,500			2,500	7 MO S/L	2,500	0
296	SAFE	5/15/12	2,500			2,500	7 MO S/L	2,500	0
297	OFFICE EQUIPMENT	9/18/06	1,030			1,030	7 MO S/L	1,030	0
298	SECURITY CAMERAS	3/16/07	5,575			5,575	7 MO S/L	5,575	0
299	TELEPHONES	2/28/06	6,788			6,788	7 MO S/L	6,788	0
300	TELEPHONES	6/20/06	1,359			1,359	7 MO S/L	1,359	0
301	TELEVISIONS	8/13/10	12,480			12,480	7 MO S/L	12,480	0
302	TELEVISIONS	3/03/06	4,881			4,881	7 MO S/L	4,881	0
303	TELEVISIONS	6/20/06	971			971	7 MO S/L	971	0
304	TELEVISIONS	11/17/10	809			809	7 MO S/L	809	0
305	VACUUM	3/03/10	600			600	7 MO S/L	600	0
306	EQUIPMENT	10/18/06	870			870	7 MO S/L	870	0

Federal Asset Report

FYE: 6/30/2022

Form 990, Page 1

Asset	Description	Date In Service	Cost	Bus %	Sec 179 Bonus	Basis for Depr	PerConv Meth	Prior	Current
307	BUILDING	10/23/01	579,608			579,608	20 MO S/L	579,608	0
308	1ST FLOOR ADDITION	7/30/03	328,434			328,434	20 MO S/L	294,225	16,421
309	1ST FLOOR ADDITION	7/17/06	26,004			26,004	20 MO S/L	20,993	1,300
310	CONSTRUCTION	6/30/11	10,320			10,320	20 MO S/L	5,160	516
311	BUILDING IMPR	6/29/01	58,313			58,313	20 MO S/L	58,313	0
312	BUILDING	9/01/10	3,996,810			3,996,810	20 MO S/L	2,098,408	199,840
313	LEASEHOLD IMPROVEMENTS		1,077,453			1,077,453	20 MO S/L	0	53,873
316	adj	7/01/11	-671,697			-671,697	20 MO S/L	-33,585	-33,585
327	adj	6/30/13	0			0	0 HY	0	0
337	ADJ	6/30/14	0			0	0 HY	0	0
338	office equipment	1/20/16	2,024			2,024	7 MO S/L	1,565	289
339	TELEPHONES	8/13/15	44,915			44,915	7 MO S/L	37,962	6,417
340	leasehold improvements	8/15/15	12,500			12,500	10 MO S/L	7,396	1,250
341	leasehold improvements	2/15/16	1,269			1,269	10 MO S/L	688	127
342	FURNITURE	8/05/16	40,270			40,270	7 MO S/L	24,153	5,753
343	FURNITURE	2/10/17	62,125			62,125	7 MO S/L	35,579	8,875
344	FURNITURE	2/10/17	29,301			29,301	7 MO S/L	16,828	4,186
345	COMPUTER EQUIPMENT	7/20/16	541,975			541,975	3 MO S/L	541,975	0
346	furNITURE	9/06/17	9,607			9,607	7 MO S/L	5,260	1,373
347	furNITURE	12/27/17	25,630			25,630	7 MO S/L	12,814	3,662
348	office equipment	10/18/17	4,675			4,675	7 MO S/L	2,449	668
349	comPUTER EQUIPMENT	9/07/17	116,703			116,703	3 MO S/L	116,703	0
350	compUTER EQUIPMENT	10/31/17	223,903			223,903	3 MO S/L	223,903	0
351	building	3/21/18	4,545,108			4,545,108	20 MO S/L	738,579	227,256
352	softWARE	10/27/17	3,363			3,363	3 MO S/L	3,363	0
353	automobile - school bus	4/18/18	107,966			107,966	5 MO S/L	68,378	21,593
354	leasehold improvements	7/20/17	26,745			26,745	10 MO S/L	10,477	2,674
355	leasehold improvements	12/12/17	10,070			10,070	10 MO S/L	3,608	1,007
356	leasehold improvements	3/31/18	279,860			279,860	10 MO S/L	90,955	27,986
357	leasehold improvements	4/18/18	116,585			116,585	10 MO S/L	36,920	11,658
358	leasehold improvements	5/14/18	56,066			56,066	10 MO S/L	17,755	5,606
359	leasehold improvements	6/30/18	43,250			43,250	10 MO S/L	12,975	4,325
364	SOFTWARE	12/31/21	44,481		X	0	3 MO Amort	0	44,481
Total Other Depreciation			<u>14,490,685</u>			<u>14,446,204</u>		<u>7,759,137</u>	<u>627,717</u>
Total ACRS and Other Depreciation			<u>14,490,685</u>			<u>14,446,204</u>		<u>7,759,137</u>	<u>627,717</u>
Grand Totals			16,251,986			15,084,740		8,976,597	1,114,326
Less: Dispositions and Transfers			138,143			18,815		119,328	0
Less: Start-up/Org Expense			0			0		0	0
Net Grand Totals			<u>16,113,843</u>			<u>15,065,925</u>		<u>8,857,269</u>	<u>1,114,326</u>

AMT Asset Report

FYE: 6/30/2022

Form 990, Page 1

Asset	Description	Date In Service	Cost	Bus %	Sec 179 Bonus	Basis for Depr	Per Conv Meth	Prior	Current
5-year GDS Property:									
361	COMPUTER EQUIPMENT	12/31/21	115,515		X	0	5 HY 200DB	0	115,515
362	COMPUTER EQUIPMENT	12/31/21	234,008		X	0	5 HY 200DB	0	234,008
			<u>349,523</u>			<u>0</u>		<u>0</u>	<u>349,523</u>
7-year GDS Property:									
360	FURNITURE AND FIXTURES	12/06/21	5,918		X	0	7 HY 200DB	0	5,918
			<u>5,918</u>			<u>0</u>		<u>0</u>	<u>5,918</u>
15-year GDS Property:									
363	LEASEHOLD IMPROVEMENTS	9/27/21	128,000		X	0	15 HY S/L	0	128,000
			<u>128,000</u>			<u>0</u>		<u>0</u>	<u>128,000</u>
Prior MACRS:									
1	FURNITURE	8/23/01	1,721			1,721	3 HY S/L	1,721	0
2	FURNITURE	11/28/06	7,664			7,664	7 HY S/L	8,391	0
3	FURNITURE	9/07/10	3,076		X	1,538	7 HY S/L	3,076	0
4	FURNITURE	7/03/06	558			558	7 HY S/L	558	0
5	FURNITURE	9/07/10	415		X	207	7 HY S/L	415	0
6	FURNITURE	9/14/11	1,340		X	0	7 HY S/L	1,340	0
7	FURNITURE	9/12/11	5,355		X	0	7 HY S/L	5,355	0
8	FURNITURE	9/07/10	2,453		X	1,226	7 HY S/L	2,453	0
9	FURNITURE	10/07/10	2,384		X	0	7 HY S/L	2,384	0
10	FURNITURE	9/07/10	1,092		X	546	7 HY S/L	1,092	0
11	FURNITURE	2/14/12	1,260		X	630	7 HY S/L	1,260	0
12	FURNITURE	12/23/10	149		X	0	7 HY S/L	149	0
13	FURNITURE	7/24/06	878			878	7 HY S/L	1,108	0
14	FURNITURE	9/10/08	560		X	280	7 HY S/L	560	0
15	FURNITURE	7/24/06	726			726	7 HY S/L	814	0
16	FURNITURE	7/06/06	1,350			1,350	7 HY S/L	1,350	0
17	FURNITURE	9/07/10	609		X	304	7 HY S/L	609	0
18	FURNITURE	9/14/11	348		X	0	7 HY S/L	348	0
19	FURNITURE	10/28/11	489		X	0	7 HY S/L	489	0
20	FURNITURE	10/16/06	12,018			12,018	7 HY S/L	12,589	0
21	FURNITURE	9/07/10	10,058		X	5,029	7 HY S/L	10,058	0
22	FURNITURE	10/07/10	10,058		X	0	7 HY S/L	10,058	0
23	FURNITURE	11/07/10	1,341		X	0	7 HY S/L	1,341	0
24	FURNITURE	9/02/08	1,137		X	568	7 HY S/L	1,137	0
25	FURNITURE	9/07/10	192		X	96	7 HY S/L	192	0
26	FURNITURE	9/08/08	619		X	309	7 HY S/L	619	0
27	FURNITURE	9/07/10	869		X	434	7 HY S/L	869	0
28	FURNITURE	11/09/05	300			300	7 HY S/L	300	0
29	FURNITURE	11/14/05	3,990			3,990	7 HY S/L	3,990	0
30	FURNITURE	11/29/05	538			538	7 HY S/L	538	0
31	FURNITURE	1/03/06	12,094			12,094	7 HY S/L	12,094	0
32	FURNITURE	1/17/06	12,735			12,735	7 HY S/L	12,735	0
33	FURNITURE	7/03/06	466			466	7 HY S/L	466	0
34	FURNITURE	8/14/06	1,040			1,040	7 HY S/L	1,040	0
35	FURNITURE	9/01/06	4,674			4,674	7 HY S/L	4,674	0
36	FURNITURE	9/07/10	3,465		X	1,732	7 HY S/L	3,465	0
37	FURNITURE	11/07/10	1,010		X	0	7 HY S/L	1,010	0
38	FURNITURE	9/07/10	1,910		X	955	7 HY S/L	1,910	0
39	FURNITURE	12/23/10	149		X	0	7 HY S/L	149	0
40	FURNITURE	9/07/10	175		X	87	7 HY S/L	175	0
41	furniture	10/07/10	1,750		X	0	7 HY S/L	1,750	0
42	FURNITURE	8/24/10	5,391		X	2,695	7 HY S/L	5,391	0
43	FURNITURE	7/06/06	880			880	7 HY S/L	880	0
44	FURNITURE	9/08/08	730		X	365	7 HY S/L	730	0
45	FURNITURE	8/10/09	1,177		X	588	7 HY S/L	1,177	0
46	FURNITURE	9/07/10	5,196		X	2,598	7 HY S/L	5,196	0
47	furniture	9/07/10	536		X	268	7 HY S/L	536	0
48	furniture	9/07/10	68		X	34	7 HY S/L	68	0
49	FURNITURE	10/07/10	2,345		X	0	7 HY S/L	2,345	0
50	FURNITURE	1/19/11	418		X	0	7 HY S/L	418	0

AMT Asset Report

FYE: 6/30/2022

Form 990, Page 1

Asset	Description	Date In Service	Cost	Bus %	Sec 179 Bonus	Basis for Dep	Per Conv Meth	Prior	Current
51	FURNITURE	3/03/11	165		X	0	7 HY S/L	165	0
52	FURNITURE	10/07/10	7,310		X	0	7 HY S/L	7,310	0
53	FURNITURE	11/07/10	547		X	0	7 HY S/L	547	0
54	FURNITURE	12/13/05	2,350			2,350	7 HY S/L	2,350	0
55	FURNITURE	12/31/05	2,394			2,394	7 HY S/L	2,394	0
56	FURNITURE	9/07/10	935		X	467	7 HY S/L	935	0
57	FURNITURE	1/10/11	450		X	0	7 HY S/L	450	0
58	FURNITURE	12/08/09	1,072		X	536	7 HY S/L	1,072	0
59	FURNITURE	7/24/06	800			800	7 HY S/L	800	0
60	FURNITURE	7/06/06	558			558	7 HY S/L	558	0
61	FURNITURE	5/19/11	110		X	0	7 HY S/L	110	0
62	FURNITURE	10/05/11	6,736		X	0	7 HY S/L	6,736	0
63	FURNITURE	9/02/11	3,203		X	0	7 HY S/L	3,203	0
64	FURNITURE	9/07/10	1,040		X	520	7 HY S/L	1,040	0
65	FURNITURE	9/07/10	757		X	378	7 HY S/L	757	0
66	FURNITURE	9/07/10	111		X	55	7 HY S/L	111	0
67	FURNITURE	9/07/10	41		X	20	7 HY S/L	41	0
68	FURNITURE	9/07/07	2,946			2,946	7 HY S/L	2,946	0
69	FURNITURE	9/07/10	1,443		X	721	7 HY S/L	1,443	0
70	FURNITURE	9/07/10	2,693		X	1,346	7 HY S/L	2,693	0
71	FURNITURE	9/07/10	806		X	403	7 HY S/L	806	0
72	FURNITURE	11/07/10	5,582		X	0	7 HY S/L	5,582	0
73	FURNITURE	11/07/10	1,739		X	0	7 HY S/L	1,739	0
74	FURNITURE	9/07/10	5,878		X	2,939	7 HY S/L	5,439	0
75	FURNITURE	10/07/10	6,869		X	0	7 HY S/L	6,869	0
76	FURNITURE	3/21/12	159		X	79	7 HY S/L	159	0
77	FURNITURE	9/07/10	2,370		X	1,185	7 HY S/L	2,370	0
78	FURNITURE	1/12/12	246		X	123	7 HY S/L	246	0
79	FURNITURE	5/12/09	6,796		X	3,398	7 HY S/L	6,796	0
80	FURNITURE	9/07/10	128		X	64	7 HY S/L	128	0
81	FURNITURE	9/07/10	132		X	66	7 HY S/L	132	0
82	FURNITURE	7/03/06	820			820	7 HY S/L	820	0
83	FURNITURE	12/02/10	300		X	0	7 HY S/L	300	0
84	FURNITURE	12/02/10	356		X	0	7 HY S/L	356	0
85	FURNITURE	12/02/10	472		X	0	7 HY S/L	472	0
86	FURNITURE	9/12/11	3,780		X	0	7 HY S/L	3,780	0
87	FURNITURE	5/19/11	166		X	0	7 HY S/L	166	0
88	FURNITURE	5/19/11	135		X	0	7 HY S/L	135	0
89	FURNITURE	9/07/10	130		X	65	7 HY S/L	130	0
90	FURNITURE	9/12/11	873		X	0	7 HY S/L	873	0
91	FURNITURE	9/12/11	3,419		X	0	7 HY S/L	3,419	0
92	FURNITURE	9/07/10	4,017		X	2,008	7 HY S/L	4,017	0
93	FURNITURE	7/29/09	4,400		X	2,200	7 HY S/L	4,400	0
94	FURNITURE	8/20/10	1,452		X	726	7 HY S/L	1,452	0
95	FURNITURE	11/07/10	1,040		X	0	7 HY S/L	1,040	0
96	FURNITURE	9/07/10	1,116		X	558	7 HY S/L	1,116	0
97	FURNITURE	9/07/10	1,572		X	786	7 HY S/L	1,572	0
98	FURNITURE	9/14/11	548		X	0	7 HY S/L	548	0
99	FURNITURE	9/12/11	2,275		X	0	7 HY S/L	2,275	0
100	FURNITURE	7/01/09	4,110		X	2,055	7 HY S/L	4,110	0
101	FURNITURE	9/19/12	235		X	117	7 HY S/L	235	0
102	FURNITURE	9/07/10	2,770		X	1,385	7 HY S/L	2,770	0
103	FURNITURE	1/18/11	418		X	0	7 HY S/L	418	0
104	FURNITURE	3/03/11	418		X	0	7 HY S/L	418	0
105	FURNITURE	9/07/11	1,060		X	0	7 HY S/L	1,060	0
106	FURNITURE	10/01/08	627		X	313	7 HY S/L	627	0
107	installation	5/01/00	90,850			90,850	20 HY S/L	90,850	0
314	7 years proprty	7/01/12	670,742		X	335,371	7 HY S/L	670,742	0
315	20 years property	7/01/12	66,700		X	39,603	20 HY S/L	27,097	1,980
317	FURNITURE	10/24/13	2,599		X	1,299	7 HY S/L	2,598	0
318	FURNITURE	10/24/13	13,976		X	6,988	7 HY S/L	13,976	0
319	FURNITURE	11/30/13	1,074		X	537	7 HY S/L	1,072	0
320	COMPUTER EQUIPMENT	8/07/13	4,001		X	2,000	3 HY S/L	4,001	0
321	COMPUTER EQUIPMENT	5/17/14	975		X	487	3 HY S/L	975	0
322	LEASEhold improvements	10/21/13	2,000		X	1,000	3 HY S/L	2,000	0
323	COMPUTER EQUIPMENT	7/28/13	3,780		X	1,890	3 HY S/L	3,780	0
324	COMPUTER EQUIPMENT	8/19/13	7,584		X	3,792	3 HY S/L	7,584	0
325	COMPUTER EQUIPMENT	3/21/14	5,582		X	2,791	3 HY S/L	5,582	0
326	COMPUTER EQUIPMENT	6/03/14	2,659		X	1,329	3 HY S/L	2,659	0
328	FURNITURE	9/13/14	13,672		X	6,836	7 HY S/L	11,719	976
329	FURNITURE	8/22/14	1,140		X	570	7 HY S/L	977	82

AMT Asset Report

FYE: 6/30/2022

Form 990, Page 1

Asset	Description	Date In Service	Cost	Bus %	Sec 179 Bonus	Basis for Depr	PerConv Meth	Prior	Current
330	compUTER EQUIPMENT	9/03/14	7,470		X	3,735	3 HY S/L	7,470	0
331	compUTER EQUIPMENT	9/30/14	2,262		X	1,131	3 HY S/L	2,262	0
332	compUTER EQUIPMENT	1/01/15	1,824		X	912	3 HY S/L	1,824	0
333	computer EQUIPMENT	3/08/15	1,700		X	850	3 HY S/L	1,700	0
334	computer EQUIPMENT	3/10/15	2,798		X	1,399	3 HY S/L	2,798	0
335	computer EQUIPMENT	5/06/15	1,098		X	549	3 HY S/L	1,098	0
336	leasehold improvements	7/15/14	2,600		X	1,300	10 HY S/L	1,560	130
365	WRITE OFF	6/30/21	138,143		X	18,815	7 HY 200DB	119,328	0
		Sold/Scrapped: 6/30/22							
			<u>1,277,860</u>			<u>638,536</u>		<u>1,217,460</u>	<u>3,168</u>

Other Depreciation:

108	leasehold improvements	4/30/09	11,950			11,950	3 MO S/L	11,950	0
109	leasehold improvements	6/13/06	11,800			11,800	3 MO S/L	11,800	0
110	leasehold improvements	11/28/03	3,125			3,125	3 MO S/L	3,125	0
111	leasehold improvements	6/30/06	8,019			8,019	3 MO S/L	8,019	0
112	leasehold improvements	6/30/06	12,028			12,028	3 MO S/L	12,028	0
113	leasehold improvements	7/24/03	33,480			33,480	3 MO S/L	33,480	0
114	leasehold improvements	11/13/03	27,397			27,397	3 MO S/L	27,397	0
115	leasehold improvements	3/19/07	3,500			3,500	3 MO S/L	3,500	0
116	leasehold improvements	9/30/03	2,725			2,725	3 MO S/L	2,725	0
117	leasehold improvements	2/29/12	85			85	10 MO S/L	85	0
118	leasehold improvements	9/30/09	20,070			20,070	10 MO S/L	20,070	0
119	leasehold improvements	10/05/09	15,000			15,000	10 MO S/L	15,000	0
120	leasehold improvements	11/05/09	23,000			23,000	10 MO S/L	23,000	0
121	leasehold improvements	6/05/09	4,000			4,000	10 MO S/L	4,000	0
122	leasehold improvements	7/23/09	4,000			4,000	10 MO S/L	4,000	0
123	leasehold improvements	9/02/09	7,800			7,800	10 MO S/L	7,800	0
124	leasehold improvements	2/29/12	538			538	10 MO S/L	538	0
125	leasehold improvements	9/12/06	4,400			4,400	10 MO S/L	4,400	0
126	leasehold improvements	4/30/07	14,485			14,485	10 MO S/L	14,485	0
127	leasehold improvements	10/02/09	486			486	10 MO S/L	486	0
128	leasehold improvements	4/26/07	45,025			45,025	10 MO S/L	45,025	0
129	leasehold improvements	6/30/10	4,000			4,000	10 MO S/L	4,000	0
130	leasehold improvements	6/30/10	535			535	10 MO S/L	535	0
131	leasehold improvements	9/08/04	2,500			2,500	10 MO S/L	2,459	41
132	leasehold improvements	8/29/03	75,000			75,000	10 MO S/L	66,250	7,500
133	leasehold improvements	7/14/11	130,000			130,000	10 MO S/L	130,000	0
134	leasehold improvements	9/02/11	2,000			2,000	10 MO S/L	2,000	0
135	leasehold improvements	9/28/05	103,000			103,000	10 MO S/L	103,000	0
136	leasehold improvements	12/12/05	5,550			5,550	10 MO S/L	5,550	0
137	leasehold improvements	3/24/06	22,857			22,857	10 MO S/L	22,857	0
138	leasehold improvements	12/15/05	52,650			52,650	10 MO S/L	52,650	0
139	leasehold improvements	1/13/06	36,797			36,797	10 MO S/L	36,797	0
140	leasehold improvements	4/28/06	45,000			45,000	10 MO S/L	45,000	0
141	leasehold improvements	6/01/06	10,000			10,000	10 MO S/L	10,000	0
142	leasehold improvements	11/17/05	38,445			38,445	10 MO S/L	38,127	318
143	leasehold improvements	12/01/05	25,632			25,632	10 MO S/L	25,632	0
144	leasehold improvements	10/26/05	23,000			23,000	10 MO S/L	23,000	0
145	leasehold improvements	10/03/05	159,368			159,368	10 MO S/L	159,368	0
146	leasehold improvements	4/24/03	3,500			3,500	10 MO S/L	3,500	0
147	leasehold improvements	10/20/11	23,250			23,250	10 MO S/L	23,250	0
148	leasehold improvements	9/09/11	6,600			6,600	10 MO S/L	6,600	0
149	leasehold improvements	11/05/06	5,177			5,177	10 MO S/L	5,177	0
150	leasehold improvements	2/29/12	2,951			2,951	10 MO S/L	2,951	0
151	leasehold improvements	4/10/06	2,000			2,000	10 MO S/L	2,000	0
152	leasehold improvements	8/20/04	9,875			9,875	10 MO S/L	9,711	164
153	leasehold improvements	11/23/04	3,257			3,257	10 MO S/L	3,257	0
154	leasehold improvements	8/22/05	5,400			5,400	10 MO S/L	5,400	0
155	leasehold improvements	8/22/05	27,000			27,000	10 MO S/L	27,000	0
156	leasehold improvements	11/03/05	75,600			75,600	10 MO S/L	75,600	0
157	leasehold improvements	8/30/06	800			800	10 MO S/L	800	0
158	leasehold improvements	10/11/06	896			896	10 MO S/L	896	0
159	leasehold improvements	8/31/05	275			275	10 MO S/L	275	0
160	leasehold improvements	3/18/05	250			250	10 MO S/L	250	0
161	leasehold improvements	4/21/05	2,500			2,500	10 MO S/L	2,500	0
162	leasehold improvements	5/03/05	350			350	10 MO S/L	350	0
163	leasehold improvements	6/03/05	350			350	10 MO S/L	350	0
164	leasehold improvements	8/18/05	275			275	10 MO S/L	275	0

AMT Asset Report

FYE: 6/30/2022

Form 990, Page 1

Asset	Description	Date In Service	Cost	Bus %	Sec 179 Bonus	Basis for Dep	PerConv Meth	Prior	Current
165	leasehold improvements	2/15/07	20,000			20,000	10 MO S/L	20,000	0
166	leasehold improvements	6/21/04	500			500	10 MO S/L	483	17
167	leasehold improvements	7/27/07	4,596			4,596	10 MO S/L	4,596	0
168	leasehold improvements	8/31/07	6,505			6,505	10 MO S/L	6,505	0
169	leasehold improvements	10/12/07	2,581			2,581	10 MO S/L	2,581	0
170	leasehold improvements	12/18/07	25,090			25,090	10 MO S/L	25,090	0
171	leasehold improvements	1/28/08	755			755	10 MO S/L	755	0
172	leasehold improvements	4/21/08	1,849			1,849	10 MO S/L	1,849	0
173	leasehold improvements	7/01/08	2,922			2,922	10 MO S/L	2,922	0
174	leasehold improvements	3/21/12	225			225	10 MO S/L	225	0
175	leasehold improvements	2/29/12	6,382			6,382	10 MO S/L	6,382	0
176	leasehold improvements	6/30/10	38,000			38,000	10 MO S/L	38,000	0
177	leasehold improvements	7/01/06	38,500			38,500	10 MO S/L	38,500	0
178	leasehold improvements	11/01/06	186			186	10 MO S/L	186	0
179	leasehold improvements	2/02/07	30,891			30,891	10 MO S/L	30,891	0
180	leasehold improvements	4/23/07	27,464			27,464	10 MO S/L	27,464	0
181	leasehold improvements	4/27/07	9,007			9,007	10 MO S/L	9,007	0
182	leasehold improvements	10/16/06	30,267			30,267	10 MO S/L	30,267	0
183	leasehold improvements	11/03/06	17,665			17,665	10 MO S/L	17,665	0
184	leasehold improvements	8/03/06	82,223			82,223	10 MO S/L	82,223	0
185	leasehold improvements	9/02/06	117,176			117,176	10 MO S/L	117,176	0
186	leasehold improvements	10/12/06	1,200			1,200	10 MO S/L	1,200	0
187	leasehold improvements	9/08/06	3,000			3,000	10 MO S/L	3,000	0
188	leasehold improvements	9/22/06	50,168			50,168	10 MO S/L	50,168	0
189	leasehold improvements	2/15/07	1,200			1,200	10 MO S/L	1,200	0
190	leasehold improvements	11/05/09	1,300			1,300	10 MO S/L	1,300	0
191	leasehold improvements	8/12/10	2,700			2,700	10 MO S/L	2,700	0
192	leasehold improvements	11/06/09	4,965			4,965	10 MO S/L	4,965	0
193	leasehold improvements	6/30/10	5,637			5,637	10 MO S/L	5,637	0
194	leasehold improvements	7/01/10	29,450			29,450	10 MO S/L	29,450	0
195	leasehold improvements	9/21/06	20,590			20,590	10 MO S/L	20,590	0
196	leasehold improvements	2/29/12	360			360	10 MO S/L	360	0
197	leasehold improvements	4/26/07	1,375			1,375	10 MO S/L	1,375	0
198	leasehold improvements	4/26/07	1,500			1,500	10 MO S/L	1,500	0
199	leasehold improvements	12/29/06	3,750			3,750	10 MO S/L	3,750	0
200	leasehold improvements	7/27/07	2,200			2,200	10 MO S/L	2,200	0
201	leasehold improvements	8/31/11	210,210			210,210	10 MO S/L	208,458	1,752
202	leasehold improvements	8/30/06	300			300	10 MO S/L	300	0
203	leasehold improvements	2/29/12	250			250	10 MO S/L	250	0
204	leasehold improvements	9/15/06	440			440	10 MO S/L	440	0
205	leasehold improvements	1/31/12	1,990			1,990	10 MO S/L	1,990	0
206	leasehold improvements	2/29/12	1,975			1,975	10 MO S/L	1,975	0
207	leasehold improvements	7/11/11	850			850	10 MO S/L	850	0
208	leasehold improvements	2/29/12	530			530	10 MO S/L	530	0
209	leasehold improvements	9/01/06	3,500			3,500	10 MO S/L	3,500	0
210	leasehold improvements	4/04/06	3,500			3,500	10 MO S/L	3,500	0
211	leasehold improvements	12/01/05	5,000			5,000	10 MO S/L	5,000	0
212	leasehold improvements	1/05/06	7,105			7,105	10 MO S/L	7,105	0
213	leasehold improvements	2/17/06	800			800	10 MO S/L	800	0
214	leasehold improvements	1/05/06	7,105			7,105	10 MO S/L	7,105	0
215	leasehold improvements	2/17/06	800			800	10 MO S/L	800	0
216	leasehold improvements	4/27/06	2,500			2,500	10 MO S/L	2,500	0
217	leasehold improvements	5/04/06	50			50	10 MO S/L	50	0
218	leasehold improvements	3/11/05	1,975			1,975	10 MO S/L	1,975	0
219	leasehold improvements	11/23/04	2,975			2,975	10 MO S/L	2,975	0
220	leasehold improvements	10/28/11	44,505			44,505	10 MO S/L	44,505	0
221	leasehold improvements	7/14/11	41,800			41,800	10 MO S/L	41,800	0
222	leasehold improvements	2/29/12	600			600	10 MO S/L	600	0
223	leasehold improvements	9/22/05	2,718			2,718	10 MO S/L	2,718	0
224	leasehold improvements	10/25/05	2,280			2,280	10 MO S/L	2,280	0
225	leasehold improvements	5/03/05	625			625	10 MO S/L	625	0
226	leasehold improvements	7/29/04	1,700			1,700	10 MO S/L	1,657	43
227	leasehold improvements	4/26/12	476			476	10 MO S/L	476	0
228	leasehold improvements	3/18/05	150			150	10 MO S/L	150	0
229	leasehold improvements	11/01/11	575			575	10 MO S/L	575	0
230	leasehold improvements	1/20/12	1,706			1,706	10 MO S/L	1,706	0
231	leasehold improvements	8/21/06	4,500			4,500	10 MO S/L	4,500	0
232	leasehold improvements	8/30/06	1,345			1,345	10 MO S/L	1,345	0
233	leasehold improvements	12/04/06	795			795	10 MO S/L	795	0
234	leasehold improvements	2/29/12	525			525	10 MO S/L	525	0
235	leasehold improvements	6/30/10	675			675	10 MO S/L	675	0

AMT Asset Report

FYE: 6/30/2022

Form 990, Page 1

Asset	Description	Date In Service	Cost	Bus %	Sec 179 Bonus	Basis for Depr	PerConv Meth	Prior	Current
236	leasehold improvements	10/05/04	734			734	10 MO S/L	726	8
237	leasehold improvements	10/25/04	1,280			1,280	10 MO S/L	1,280	0
238	leasehold improvements	2/01/05	5,000			5,000	10 MO S/L	5,000	0
239	leasehold improvements	3/16/05	20,017			20,017	10 MO S/L	20,017	0
240	leasehold improvements	1/19/05	28			28	10 MO S/L	28	0
241	leasehold improvements	3/09/05	35			35	10 MO S/L	35	0
242	leasehold improvements	4/12/05	2,221			2,221	10 MO S/L	2,221	0
243	leasehold improvements	5/24/05	5,000			5,000	10 MO S/L	5,000	0
244	leasehold improvements	6/09/05	27,000			27,000	10 MO S/L	27,000	0
245	leasehold improvements	5/19/05	2,706			2,706	10 MO S/L	2,706	0
246	leasehold improvements	7/13/05	1,054			1,054	10 MO S/L	1,054	0
247	leasehold improvements	9/22/05	4,425			4,425	10 MO S/L	4,425	0
248	leasehold improvements	5/12/04	2,500			2,500	10 MO S/L	2,375	125
249	leasehold improvements	11/02/06	365			365	10 MO S/L	365	0
250	leasehold improvements	7/21/04	2,527			2,527	10 MO S/L	2,465	62
251	leasehold improvements	1/12/05	300			300	10 MO S/L	300	0
252	leasehold improvements	10/05/04	600			600	10 MO S/L	595	5
253	leasehold improvements	11/03/04	690			690	10 MO S/L	690	0
254	leasehold improvements	12/15/04	1,255			1,255	10 MO S/L	1,255	0
255	leasehold improvements	7/28/04	1,280			1,280	10 MO S/L	1,248	32
256	leasehold improvements	8/26/04	1,959			1,959	10 MO S/L	1,927	32
257	leasehold improvements	9/14/04	225			225	10 MO S/L	223	2
258	leasehold improvements	7/22/04	645			645	10 MO S/L	630	15
259	leasehold improvements	8/26/04	3,050			3,050	10 MO S/L	3,000	50
260	leasehold improvements	12/12/05	2,931			2,931	10 MO S/L	2,931	0
261	leasehold improvements	10/25/05	3,597			3,597	10 MO S/L	3,597	0
262	leasehold improvements	1/25/06	5,640			5,640	10 MO S/L	5,640	0
263	leasehold improvements	4/25/06	5,495			5,495	10 MO S/L	5,495	0
264	leasehold improvements	5/24/06	7,757			7,757	10 MO S/L	7,757	0
265	leasehold improvements	6/21/06	48			48	10 MO S/L	48	0
266	leasehold improvements	10/17/06	4,447			4,447	10 MO S/L	4,447	0
267	leasehold improvements	1/12/05	600			600	10 MO S/L	600	0
268	leasehold improvements	1/06/07	8,202			8,202	10 MO S/L	8,202	0
269	leasehold improvements	3/20/07	6,480			6,480	10 MO S/L	6,480	0
270	leasehold improvements	4/30/07	18,416			18,416	10 MO S/L	18,416	0
271	leasehold improvements	1/12/05	495			495	10 MO S/L	495	0
272	leasehold improvements	2/29/12	4,804			4,804	10 MO S/L	4,804	0
273	leasehold improvements	4/16/06	2,050			2,050	10 MO S/L	2,050	0
274	leasehold improvements	5/24/06	800			800	10 MO S/L	800	0
275	leasehold improvements	3/21/02	61,100			61,100	20 MO S/L	61,100	0
276	leasehold improvements	6/29/01	1,113			1,113	20 MO S/L	1,113	0
277	MODULAR TRAILERS	11/01/00	349,985			349,985	20 MO S/L	349,985	0
278	avaya card	2/02/09	1,445			1,445	7 MO S/L	1,445	0
279	binding machine	2/25/08	575			575	7 MO S/L	575	0
280	marker boards	9/14/11	546			546	7 MO S/L	546	0
281	desk pedestals	9/14/11	1,985			1,985	7 MO S/L	1,985	0
282	chairs	9/07/10	2,100			2,100	7 MO S/L	2,100	0
283	fax machine	11/02/11	100			100	7 MO S/L	100	0
284	fire proof safe	3/13/07	2,034			2,034	7 MO S/L	2,131	0
285	office equipment	9/07/06	493			493	7 MO S/L	493	0
286	DVRS	1/04/13	2,744			2,744	7 MO S/L	2,744	0
287	LAPTOPS	1/27/12	1,203			1,203	7 MO S/L	1,203	0
288	OPEN VIEW DESKS	9/14/11	1,305			1,305	7 MO S/L	1,305	0
289	office equipment	9/07/10	2,094			2,094	7 MO S/L	2,094	0
290	PRINTER	1/15/10	189			189	7 MO S/L	189	0
291	PRINTER	4/15/10	94			94	7 MO S/L	94	0
292	office equipment	10/31/07	679			679	7 MO S/L	679	0
293	office equipment	2/09/10	572			572	7 MO S/L	572	0
294	KITCHEN EQUIPMENT	9/07/10	1,110			1,110	7 MO S/L	1,110	0
295	SAFE	4/25/12	2,500			2,500	7 MO S/L	2,500	0
296	SAFE	5/15/12	2,500			2,500	7 MO S/L	2,500	0
297	OFFICE EQUIPMENT	9/18/06	1,030			1,030	7 MO S/L	1,030	0
298	SECURITY CAMERAS	3/16/07	5,575			5,575	7 MO S/L	5,575	0
299	TELEPHONES	2/28/06	6,788			6,788	7 MO S/L	6,788	0
300	TELEPHONES	6/20/06	1,359			1,359	7 MO S/L	1,359	0
301	TELEVISIONS	8/13/10	12,480			12,480	7 MO S/L	12,480	0
302	TELEVISIONS	3/03/06	4,881			4,881	7 MO S/L	4,881	0
303	TELEVISIONS	6/20/06	971			971	7 MO S/L	971	0
304	TELEVISIONS	11/17/10	809			809	7 MO S/L	809	0
305	VACUUM	3/03/10	600			600	7 MO S/L	600	0
306	EQUIPMENT	10/18/06	870			870	7 MO S/L	870	0

AMT Asset Report

FYE: 6/30/2022

Form 990, Page 1

Asset	Description	Date In Service	Cost	Bus %	Sec 179 Bonus	Basis for Depr	PerConv Meth	Prior	Current
307	BUILDING	10/23/01	579,608			579,608	20 MO S/L	579,608	0
308	1ST FLOOR ADDITION	7/30/03	328,434			328,434	20 MO S/L	294,225	16,421
309	1ST FLOOR ADDITION	7/17/06	26,004			26,004	20 MO S/L	20,993	1,300
310	CONSTRUCTION	6/30/11	10,320			10,320	20 MO S/L	5,160	516
311	BUILDING IMPR	6/29/01	58,313			58,313	20 MO S/L	58,313	0
312	BUILDING	9/01/10	3,996,810			3,996,810	20 MO S/L	2,098,408	199,840
313	LEASEHOLD IMPROVEMENTS		1,077,453			1,077,453	20 MO S/L	0	53,873
316	adj	7/01/11	-671,697			-671,697	20 MO S/L	-33,585	-33,585
327	adj	6/30/13	0			0	0 HY	0	0
337	ADJ	6/30/14	0			0	0 HY	0	0
338	office equipment	1/20/16	2,024			2,024	7 MO S/L	1,565	289
339	TELEPHONES	8/13/15	44,915			44,915	7 MO S/L	37,962	6,417
340	leasehold improvements	8/15/15	12,500			12,500	10 MO S/L	7,396	1,250
341	leasehold improvements	2/15/16	1,269			1,269	10 MO S/L	688	127
342	FURNITURE	8/05/16	40,270			40,270	7 MO S/L	24,153	5,753
343	FURNITURE	2/10/17	62,125			62,125	7 MO S/L	35,579	8,875
344	FURNITURE	2/10/17	29,301			29,301	7 MO S/L	16,828	4,186
345	COMPUTER EQUIPMENT	7/20/16	541,975			541,975	3 MO S/L	541,975	0
346	furNITURE	9/06/17	9,607			9,607	7 MO S/L	5,260	1,373
347	furNITURE	12/27/17	25,630			25,630	7 MO S/L	12,814	3,662
348	office equipment	10/18/17	4,675			4,675	7 MO S/L	2,449	668
349	comPUTER EQUIPMENT	9/07/17	116,703			116,703	3 MO S/L	116,703	0
350	compUTER EQUIPMENT	10/31/17	223,903			223,903	3 MO S/L	223,903	0
351	building	3/21/18	4,545,108			4,545,108	20 MO S/L	738,579	227,256
352	softWARE	10/27/17	3,363			3,363	3 MO S/L	3,363	0
353	automobile - school bus	4/18/18	107,966			107,966	5 MO S/L	68,378	21,593
354	leasehold improvements	7/20/17	26,745			26,745	10 MO S/L	10,477	2,674
355	leasehold improvements	12/12/17	10,070			10,070	10 MO S/L	3,608	1,007
356	leasehold improvements	3/31/18	279,860			279,860	10 MO S/L	90,955	27,986
357	leasehold improvements	4/18/18	116,585			116,585	10 MO S/L	36,920	11,658
358	leasehold improvements	5/14/18	56,066			56,066	10 MO S/L	17,755	5,606
359	leasehold improvements	6/30/18	43,250			43,250	10 MO S/L	12,975	4,325
Total Other Depreciation			<u>14,446,204</u>			<u>14,446,204</u>		<u>7,759,137</u>	<u>583,236</u>
Total ACRS and Other Depreciation			<u>14,446,204</u>			<u>14,446,204</u>		<u>7,759,137</u>	<u>583,236</u>
Grand Totals			16,207,505			15,084,740		8,976,597	1,069,845
Less: Dispositions and Transfers			138,143			18,815		119,328	0
Net Grand Totals			<u>16,069,362</u>			<u>15,065,925</u>		<u>8,857,269</u>	<u>1,069,845</u>

Bonus Depreciation Report

FYE: 6/30/2022

Form 990, Page 1

Asset	Property Description	Date In Service	Tax Cost	Bus Pct	Tax Sec 179 Exp	Current Bonus	Prior Bonus	Tax - Basis for Depr
3	FURNITURE	9/07/10	3,076		0	0	1,538	1,538
5	FURNITURE	9/07/10	415		0	0	208	207
6	FURNITURE	9/14/11	1,340		0	0	1,340	0
7	FURNITURE	9/12/11	5,355		0	0	5,355	0
8	FURNITURE	9/07/10	2,453		0	0	1,227	1,226
9	FURNITURE	10/07/10	2,384		0	0	2,384	0
10	FURNITURE	9/07/10	1,092		0	0	546	546
11	FURNITURE	2/14/12	1,260		0	0	630	630
12	FURNITURE	12/23/10	149		0	0	149	0
14	FURNITURE	9/10/08	560		0	0	280	280
17	FURNITURE	9/07/10	609		0	0	305	304
18	FURNITURE	9/14/11	348		0	0	348	0
19	FURNITURE	10/28/11	489		0	0	489	0
21	FURNITURE	9/07/10	10,058		0	0	5,029	5,029
22	FURNITURE	10/07/10	10,058		0	0	10,058	0
23	FURNITURE	11/07/10	1,341		0	0	1,341	0
24	FURNITURE	9/02/08	1,137		0	0	569	568
25	FURNITURE	9/07/10	192		0	0	96	96
26	FURNITURE	9/08/08	619		0	0	310	309
27	FURNITURE	9/07/10	869		0	0	435	434
36	FURNITURE	9/07/10	3,465		0	0	1,733	1,732
37	FURNITURE	11/07/10	1,010		0	0	1,010	0
38	FURNITURE	9/07/10	1,910		0	0	955	955
39	FURNITURE	12/23/10	149		0	0	149	0
40	FURNITURE	9/07/10	175		0	0	88	87
41	furniture	10/07/10	1,750		0	0	1,750	0
42	FURNITURE	8/24/10	5,391		0	0	2,696	2,695
44	FURNITURE	9/08/08	730		0	0	365	365
45	FURNITURE	8/10/09	1,177		0	0	589	588
46	FURNITURE	9/07/10	5,196		0	0	2,598	2,598
47	furniture	9/07/10	536		0	0	268	268
48	furniture	9/07/10	68		0	0	34	34
49	FURNITURE	10/07/10	2,345		0	0	2,345	0
50	FURNITURE	1/19/11	418		0	0	418	0
51	FURNITURE	3/03/11	165		0	0	165	0
52	FURNITURE	10/07/10	7,310		0	0	7,310	0
53	FURNITURE	11/07/10	547		0	0	547	0
56	FURNITURE	9/07/10	935		0	0	468	467
57	FURNITURE	1/10/11	450		0	0	450	0
58	FURNITURE	12/08/09	1,072		0	0	536	536
61	FURNITURE	5/19/11	110		0	0	110	0
62	FURNITURE	10/05/11	6,736		0	0	6,736	0
63	FURNITURE	9/02/11	3,203		0	0	3,203	0
64	FURNITURE	9/07/10	1,040		0	0	520	520
65	FURNITURE	9/07/10	757		0	0	379	378
66	FURNITURE	9/07/10	111		0	0	56	55
67	FURNITURE	9/07/10	41		0	0	21	20
69	FURNITURE	9/07/10	1,443		0	0	722	721
70	FURNITURE	9/07/10	2,693		0	0	1,347	1,346
71	FURNITURE	9/07/10	806		0	0	403	403
72	FURNITURE	11/07/10	5,582		0	0	5,582	0
73	FURNITURE	11/07/10	1,739		0	0	1,739	0
74	FURNITURE	9/07/10	5,878		0	0	2,939	2,939
75	FURNITURE	10/07/10	6,869		0	0	6,869	0
76	FURNITURE	3/21/12	159		0	0	80	79
77	FURNITURE	9/07/10	2,370		0	0	1,185	1,185
78	FURNITURE	1/12/12	246		0	0	123	123
79	FURNITURE	5/12/09	6,796		0	0	3,398	3,398
80	FURNITURE	9/07/10	128		0	0	64	64
81	FURNITURE	9/07/10	132		0	0	66	66
83	FURNITURE	12/02/10	300		0	0	300	0
84	FURNITURE	12/02/10	356		0	0	356	0
85	FURNITURE	12/02/10	472		0	0	472	0
86	FURNITURE	9/12/11	3,780		0	0	3,780	0
87	FURNITURE	5/19/11	166		0	0	166	0
88	FURNITURE	5/19/11	135		0	0	135	0
89	FURNITURE	9/07/10	130		0	0	65	65
90	FURNITURE	9/12/11	873		0	0	873	0
91	FURNITURE	9/12/11	3,419		0	0	3,419	0
92	FURNITURE	9/07/10	4,017		0	0	2,009	2,008
93	FURNITURE	7/29/09	4,400		0	0	2,200	2,200

Bonus Depreciation Report

FYE: 6/30/2022

Form 990, Page 1

Asset	Property Description	Date In Service	Tax Cost	Bus Pct	Tax Sec 179 Exp	Current Bonus	Prior Bonus	Tax - Basis for Depr
94	FURNITURE	8/20/10	1,452		0	0	726	726
95	FURNITURE	11/07/10	1,040		0	0	1,040	0
96	FURNITURE	9/07/10	1,116		0	0	558	558
97	FURNITURE	9/07/10	1,572		0	0	786	786
98	FURNITURE	9/14/11	548		0	0	548	0
99	FURNITURE	9/12/11	2,275		0	0	2,275	0
100	FURNITURE	7/01/09	4,110		0	0	2,055	2,055
101	FURNITURE	9/19/12	235		0	0	118	117
102	FURNITURE	9/07/10	2,770		0	0	1,385	1,385
103	FURNITURE	1/18/11	418		0	0	418	0
104	FURNITURE	3/03/11	418		0	0	418	0
105	FURNITURE	9/07/11	1,060		0	0	1,060	0
106	FURNITURE	10/01/08	627		0	0	314	313
314	7 years proppty	7/01/12	670,742		0	0	335,371	335,371
315	20 years property	7/01/12	66,700		0	0	27,097	39,603
317	FURNITURE	10/24/13	2,599		0	0	1,300	1,299
318	FURNITURE	10/24/13	13,976		0	0	6,988	6,988
319	FURNITURE	11/30/13	1,074		0	0	537	537
320	COMPUTER EQUIPMENT	8/07/13	4,001		0	0	2,001	2,000
321	COMPUTER EQUIPMENT	5/17/14	975		0	0	488	487
322	LEAShold improvements	10/21/13	2,000		0	0	1,000	1,000
323	COMPUTER EQUIPMENT	7/28/13	3,780		0	0	1,890	1,890
324	COMPUTER EQUIPMENT	8/19/13	7,584		0	0	3,792	3,792
325	COMPUTER EQUIPMENT	3/21/14	5,582		0	0	2,791	2,791
326	COMPUTER EQUIPMENT	6/03/14	2,659		0	0	1,330	1,329
328	FURNITURE	9/13/14	13,672		0	0	6,836	6,836
329	FURNITURE	8/22/14	1,140		0	0	570	570
330	compUTER EQUIPMENT	9/03/14	7,470		0	0	3,735	3,735
331	compUTER EQUIPMENT	9/30/14	2,262		0	0	1,131	1,131
332	compUTER EQUIPMENT	1/01/15	1,824		0	0	912	912
333	computer EQUIPMENT	3/08/15	1,700		0	0	850	850
334	computer EQUIPMENT	3/10/15	2,798		0	0	1,399	1,399
335	computer EQUIPMENT	5/06/15	1,098		0	0	549	549
336	leasehold improvements	7/15/14	2,600		0	0	1,300	1,300
360	FURNITURE AND FIXTURES	12/06/21	5,918		0	5,918	0	0
361	COMPUTER EQUIPMENT	12/31/21	115,515		0	115,515	0	0
362	COMPUTER EQUIPMENT	12/31/21	234,008		0	234,008	0	0
363	LEASEHOLD IMPROVEMENTS	9/27/21	128,000		0	128,000	0	0
364	SOFTWARE	12/31/21	44,481		0	44,481	0	0
365	WRITE OFF	6/30/21	138,143		0	0	119,328	18,815
Grand Total			1,643,432		0	527,922	639,324	476,186
Less: Dispositions and Transfers			138,143		0	0	119,328	18,815
Net Grand Total			1,505,289		0	527,922	519,996	457,371

Depreciation Adjustment Report

FYE: 6/30/2022

All Business Activities

Form	Unit	Asset	Description	Tax	AMT	AMT Adjustments/ Preferences
MACRS Adjustments:						
Page 1	1	1	FURNITURE	0	0	0
Page 1	1	2	FURNITURE	0	0	0
Page 1	1	3	FURNITURE	0	0	0
Page 1	1	4	FURNITURE	0	0	0
Page 1	1	5	FURNITURE	0	0	0
Page 1	1	6	FURNITURE	0	0	0
Page 1	1	7	FURNITURE	0	0	0
Page 1	1	8	FURNITURE	0	0	0
Page 1	1	9	FURNITURE	0	0	0
Page 1	1	10	FURNITURE	0	0	0
Page 1	1	11	FURNITURE	0	0	0
Page 1	1	12	FURNITURE	0	0	0
Page 1	1	13	FURNITURE	0	0	0
Page 1	1	14	FURNITURE	0	0	0
Page 1	1	15	FURNITURE	0	0	0
Page 1	1	16	FURNITURE	0	0	0
Page 1	1	17	FURNITURE	0	0	0
Page 1	1	18	FURNITURE	0	0	0
Page 1	1	19	FURNITURE	0	0	0
Page 1	1	20	FURNITURE	0	0	0
Page 1	1	21	FURNITURE	0	0	0
Page 1	1	22	FURNITURE	0	0	0
Page 1	1	23	FURNITURE	0	0	0
Page 1	1	24	FURNITURE	0	0	0
Page 1	1	25	FURNITURE	0	0	0
Page 1	1	26	FURNITURE	0	0	0
Page 1	1	27	FURNITURE	0	0	0
Page 1	1	28	FURNITURE	0	0	0
Page 1	1	29	FURNITURE	0	0	0
Page 1	1	30	FURNITURE	0	0	0
Page 1	1	31	FURNITURE	0	0	0
Page 1	1	32	FURNITURE	0	0	0
Page 1	1	33	FURNITURE	0	0	0
Page 1	1	34	FURNITURE	0	0	0
Page 1	1	35	FURNITURE	0	0	0
Page 1	1	36	FURNITURE	0	0	0
Page 1	1	37	FURNITURE	0	0	0
Page 1	1	38	FURNITURE	0	0	0
Page 1	1	39	FURNITURE	0	0	0
Page 1	1	40	FURNITURE	0	0	0
Page 1	1	41	furniture	0	0	0
Page 1	1	42	FURNITURE	0	0	0
Page 1	1	43	FURNITURE	0	0	0
Page 1	1	44	FURNITURE	0	0	0
Page 1	1	45	FURNITURE	0	0	0
Page 1	1	46	FURNITURE	0	0	0
Page 1	1	47	furniture	0	0	0
Page 1	1	48	furniture	0	0	0
Page 1	1	49	FURNITURE	0	0	0
Page 1	1	50	FURNITURE	0	0	0
Page 1	1	51	FURNITURE	0	0	0
Page 1	1	52	FURNITURE	0	0	0
Page 1	1	53	FURNITURE	0	0	0
Page 1	1	54	FURNITURE	0	0	0
Page 1	1	55	FURNITURE	0	0	0
Page 1	1	56	FURNITURE	0	0	0
Page 1	1	57	FURNITURE	0	0	0
Page 1	1	58	FURNITURE	0	0	0
Page 1	1	59	FURNITURE	0	0	0
Page 1	1	60	FURNITURE	0	0	0
Page 1	1	61	FURNITURE	0	0	0
Page 1	1	62	FURNITURE	0	0	0
Page 1	1	63	FURNITURE	0	0	0
Page 1	1	64	FURNITURE	0	0	0
Page 1	1	65	FURNITURE	0	0	0
Page 1	1	66	FURNITURE	0	0	0

DRAFT

Depreciation Adjustment Report

FYE: 6/30/2022

All Business Activities

Form	Unit	Asset	Description	Tax	AMT	AMT Adjustments/ Preferences
Page 1	1	67	FURNITURE	0	0	0
Page 1	1	68	FURNITURE	0	0	0
Page 1	1	69	FURNITURE	0	0	0
Page 1	1	70	FURNITURE	0	0	0
Page 1	1	71	FURNITURE	0	0	0
Page 1	1	72	FURNITURE	0	0	0
Page 1	1	73	FURNITURE	0	0	0
Page 1	1	74	FURNITURE	0	0	0
Page 1	1	75	FURNITURE	0	0	0
Page 1	1	76	FURNITURE	0	0	0
Page 1	1	77	FURNITURE	0	0	0
Page 1	1	78	FURNITURE	0	0	0
Page 1	1	79	FURNITURE	0	0	0
Page 1	1	80	FURNITURE	0	0	0
Page 1	1	81	FURNITURE	0	0	0
Page 1	1	82	FURNITURE	0	0	0
Page 1	1	83	FURNITURE	0	0	0
Page 1	1	84	FURNITURE	0	0	0
Page 1	1	85	FURNITURE	0	0	0
Page 1	1	86	FURNITURE	0	0	0
Page 1	1	87	FURNITURE	0	0	0
Page 1	1	88	FURNITURE	0	0	0
Page 1	1	89	FURNITURE	0	0	0
Page 1	1	90	FURNITURE	0	0	0
Page 1	1	91	FURNITURE	0	0	0
Page 1	1	92	FURNITURE	0	0	0
Page 1	1	93	FURNITURE	0	0	0
Page 1	1	94	FURNITURE	0	0	0
Page 1	1	95	FURNITURE	0	0	0
Page 1	1	96	FURNITURE	0	0	0
Page 1	1	97	FURNITURE	0	0	0
Page 1	1	98	FURNITURE	0	0	0
Page 1	1	99	FURNITURE	0	0	0
Page 1	1	100	FURNITURE	0	0	0
Page 1	1	101	FURNITURE	0	0	0
Page 1	1	102	FURNITURE	0	0	0
Page 1	1	103	FURNITURE	0	0	0
Page 1	1	104	FURNITURE	0	0	0
Page 1	1	105	FURNITURE	0	0	0
Page 1	1	106	FURNITURE	0	0	0
Page 1	1	107	installation	0	0	0
Page 1	1	314	7 years proprty	0	0	0
Page 1	1	315	20 years property	1,980	1,980	0
Page 1	1	317	FURNITURE	0	0	0
Page 1	1	318	FURNITURE	0	0	0
Page 1	1	319	FURNITURE	0	0	0
Page 1	1	320	COMPUTER EQUIPMENT	0	0	0
Page 1	1	321	COMPUTER EQUIPMENT	0	0	0
Page 1	1	322	LEAShold improvements	0	0	0
Page 1	1	323	COMPUTER EQUIPMENT	0	0	0
Page 1	1	324	COMPUTER EQUIPMENT	0	0	0
Page 1	1	325	COMPUTER EQUIPMENT	0	0	0
Page 1	1	326	COMPUTER EQUIPMENT	0	0	0
Page 1	1	328	FURNITURE	976	976	0
Page 1	1	329	furNITURE	82	82	0
Page 1	1	330	compUTER EQUIPMENT	0	0	0
Page 1	1	331	compUTER EQUIPMENT	0	0	0
Page 1	1	332	compUTER EQUIPMENT	0	0	0
Page 1	1	333	computer EQUIPMENT	0	0	0
Page 1	1	334	computer EQUIPMENT	0	0	0
Page 1	1	335	computer EQUIPMENT	0	0	0
Page 1	1	336	leasehold improvements	130	130	0
Page 1	1	360	FURNITURE AND FIXTURES	5,918	5,918	0
Page 1	1	361	COMPUTER EQUIPMENT	115,515	115,515	0
Page 1	1	362	COMPUTER EQUIPMENT	234,008	234,008	0
Page 1	1	363	LEASEHOLD IMPROVEMENTS	128,000	128,000	0
Page 1	1	365	WRITE OFF	0	0	0

Depreciation Adjustment Report

FYE: 6/30/2022

All Business Activities

<u>Form</u>	<u>Unit</u>	<u>Asset</u>	<u>Description</u>	<u>Tax</u>	<u>AMT</u>	<u>AMT Adjustments/ Preferences</u>
				<u>486,609</u>	<u>486,609</u>	<u>0</u>

DRAFT

<u>Asset</u>	<u>Description</u>	<u>Date In Service</u>	<u>Cost</u>	<u>Tax</u>	<u>AMT</u>
Prior MACRS:					
1	FURNITURE	8/23/01	1,721	0	0
2	FURNITURE	11/28/06	7,664	0	0
3	FURNITURE	9/07/10	3,076	0	0
4	FURNITURE	7/03/06	558	0	0
5	FURNITURE	9/07/10	415	0	0
6	FURNITURE	9/14/11	1,340	0	0
7	FURNITURE	9/12/11	5,355	0	0
8	FURNITURE	9/07/10	2,453	0	0
9	FURNITURE	10/07/10	2,384	0	0
10	FURNITURE	9/07/10	1,092	0	0
11	FURNITURE	2/14/12	1,260	0	0
12	FURNITURE	12/23/10	149	0	0
13	FURNITURE	7/24/06	878	0	0
14	FURNITURE	9/10/08	560	0	0
15	FURNITURE	7/24/06	726	0	0
16	fURNITURE	7/06/06	1,350	0	0
17	fURNITURE	9/07/10	609	0	0
18	fURNITURE	9/14/11	348	0	0
19	fURNITURE	10/28/11	489	0	0
20	fURNITURE	10/16/06	12,018	0	0
21	fURNITURE	9/07/10	10,058	0	0
22	fURNITURE	10/07/10	10,058	0	0
23	fURNITURE	11/07/10	1,341	0	0
24	fURNITURE	9/02/08	1,137	0	0
25	fURNITURE	9/07/10	192	0	0
26	fURNITURE	9/08/08	619	0	0
27	fURNITURE	9/07/10	869	0	0
28	fURNITURE	11/09/05	300	0	0
29	fURNITURE	11/14/05	3,990	0	0
30	fURNITURE	11/29/05	538	0	0
31	fURNITURE	1/03/06	12,094	0	0
32	fURNITURE	1/17/06	12,735	0	0
33	fURNITURE	7/03/06	466	0	0
34	fURNITURE	8/14/06	1,040	0	0
35	fURNITURE	9/01/06	4,674	0	0
36	fURNITURE	9/07/10	3,465	0	0
37	fURNITURE	11/07/10	1,010	0	0
38	fURNITURE	9/07/10	1,910	0	0
39	fURNITURE	12/23/10	149	0	0
40	fURNITURE	9/07/10	175	0	0
41	furniture	10/07/10	1,750	0	0
42	fURNITURE	8/24/10	5,391	0	0
43	fURNITURE	7/06/06	880	0	0
44	fURNITURE	9/08/08	730	0	0
45	fURNITURE	8/10/09	1,177	0	0
46	fURNITURE	9/07/10	5,196	0	0
47	furniture	9/07/10	536	0	0
48	furniture	9/07/10	68	0	0
49	fURNITURE	10/07/10	2,345	0	0
50	fURNITURE	1/19/11	418	0	0
51	fURNITURE	3/03/11	165	0	0
52	fURNITURE	10/07/10	7,310	0	0
53	fURNITURE	11/07/10	547	0	0
54	fURNITURE	12/13/05	2,350	0	0
55	fURNITURE	12/31/05	2,394	0	0
56	fURNITURE	9/07/10	935	0	0
57	fURNITURE	1/10/11	450	0	0
58	fURNITURE	12/08/09	1,072	0	0
59	fURNITURE	7/24/06	800	0	0
60	fURNITURE	7/06/06	558	0	0
61	fURNITURE	5/19/11	110	0	0
62	fURNITURE	10/05/11	6,736	0	0
63	fURNITURE	9/02/11	3,203	0	0
64	fURNITURE	9/07/10	1,040	0	0
65	fURNITURE	9/07/10	757	0	0
66	fURNITURE	9/07/10	111	0	0
67	fURNITURE	9/07/10	41	0	0

Future Depreciation Report **FYE: 6/30/23**

FYE: 6/30/2022

Form 990, Page 1

Asset	Description	Date In Service	Cost	Tax	AMT
68	fURNITURE	9/07/07	2,946	0	0
69	fURNITURE	9/07/10	1,443	0	0
70	fURNITURE	9/07/10	2,693	0	0
71	fURNITURE	9/07/10	806	0	0
72	fURNITURE	11/07/10	5,582	0	0
73	fURNITURE	11/07/10	1,739	0	0
74	fURNITURE	9/07/10	5,878	0	0
75	FURNITURE	10/07/10	6,869	0	0
76	FURNITURE	3/21/12	159	0	0
77	FURNITURE	9/07/10	2,370	0	0
78	FURNITURE	1/12/12	246	0	0
79	FURNITURE	5/12/09	6,796	0	0
80	FURNITURE	9/07/10	128	0	0
81	FURNITURE	9/07/10	132	0	0
82	FURNITURE	7/03/06	820	0	0
83	FURNITURE	12/02/10	300	0	0
84	FURNITURE	12/02/10	356	0	0
85	FURNITURE	12/02/10	472	0	0
86	FURNITURE	9/12/11	3,780	0	0
87	FURNITURE	5/19/11	166	0	0
88	FURNITURE	5/19/11	135	0	0
89	FURNITURE	9/07/10	130	0	0
90	FURNITURE	9/12/11	873	0	0
91	FURNITURE	9/12/11	3,419	0	0
92	FURNITURE	9/07/10	4,017	0	0
93	FURNITURE	7/29/09	4,400	0	0
94	FURNITURE	8/20/10	1,452	0	0
95	FURNITURE	11/07/10	1,040	0	0
96	FURNITURE	9/07/10	1,116	0	0
97	FURNITURE	9/07/10	1,572	0	0
98	FURNITURE	9/14/11	548	0	0
99	FURNITURE	9/12/11	2,275	0	0
100	FURNITURE	7/01/09	4,110	0	0
101	FURNITURE	9/19/12	235	0	0
102	FURNITURE	9/07/10	2,770	0	0
103	FURNITURE	1/18/11	418	0	0
104	FURNITURE	3/03/11	418	0	0
105	FURNITURE	9/07/11	1,060	0	0
106	FURNITURE	10/01/08	627	0	0
107	installation	5/01/00	90,850	0	0
314	7 years proprty	7/01/12	670,742	0	0
315	20 years property	7/01/12	66,700	1,882	1,882
317	FURNITURE	10/24/13	2,599	0	0
318	FURNITURE	10/24/13	13,976	0	0
319	FURNITURE	11/30/13	1,074	0	0
320	COMPUTER EQUIPMENT	8/07/13	4,001	0	0
321	COMPUTER EQUIPMENT	5/17/14	975	0	0
322	LEASehold improvements	10/21/13	2,000	0	0
323	COMPUTER EQUIPMENT	7/28/13	3,780	0	0
324	COMPUTER EQUIPMENT	8/19/13	7,584	0	0
325	COMPUTER EQUIPMENT	3/21/14	5,582	0	0
326	COMPUTER EQUIPMENT	6/03/14	2,659	0	0
328	FuRNITURE	9/13/14	13,672	0	0
329	furNITURE	8/22/14	1,140	0	0
330	compUTER EQUIPMENT	9/03/14	7,470	0	0
331	compUTER EQUIPMENT	9/30/14	2,262	0	0
332	compUTER EQUIPMENT	1/01/15	1,824	0	0
333	computer EQUIPMENT	3/08/15	1,700	0	0
334	computer EQUIPMENT	3/10/15	2,798	0	0
335	computer EQUIPMENT	5/06/15	1,098	0	0
336	leasehold improvements	7/15/14	2,600	130	130
360	FURNITURE AND FIXTURES	12/06/21	5,918	0	0
361	COMPUTER EQUIPMENT	12/31/21	115,515	0	0
362	COMPUTER EQUIPMENT	12/31/21	234,008	0	0
363	LEASEHOLD IMPROVEMENTS	9/27/21	128,000	0	0
			<u>1,623,158</u>	<u>2,012</u>	<u>2,012</u>

DRAFT

Other Depreciation:

Future Depreciation Report **FYE: 6/30/23**

FYE: 6/30/2022

Form 990, Page 1

Asset	Description	Date In Service	Cost	Tax	AMT
108	leasehold improvements	4/30/09	11,950	0	0
109	leasehold improvements	6/13/06	11,800	0	0
110	leasehold improvements	11/28/03	3,125	0	0
111	leasehold improvements	6/30/06	8,019	0	0
112	leasehold improvements	6/30/06	12,028	0	0
113	leasehold improvements	7/24/03	33,480	0	0
114	leasehold improvements	11/13/03	27,397	0	0
115	leasehold improvements	3/19/07	3,500	0	0
116	leasehold improvements	9/30/03	2,725	0	0
117	leasehold improvements	2/29/12	85	0	0
118	leasehold improvements	9/30/09	20,070	0	0
119	leasehold improvements	10/05/09	15,000	0	0
120	leasehold improvements	11/05/09	23,000	0	0
121	leasehold improvements	6/05/09	4,000	0	0
122	leasehold improvements	7/23/09	4,000	0	0
123	leasehold improvements	9/02/09	7,800	0	0
124	leasehold improvements	2/29/12	538	0	0
125	leasehold improvements	9/12/06	4,400	0	0
126	leasehold improvements	4/30/07	14,485	0	0
127	leasehold improvements	10/02/09	486	0	0
128	leasehold improvements	4/26/07	45,025	0	0
129	leasehold improvements	6/30/10	4,000	0	0
130	leasehold improvements	6/30/10	535	0	0
131	leasehold improvements	9/08/04	2,500	0	0
132	leasehold improvements	8/29/03	75,000	1,250	1,250
133	leasehold improvements	7/14/11	130,000	0	0
134	leasehold improvements	9/02/11	2,000	0	0
135	leasehold improvements	9/28/05	103,000	0	0
136	leasehold improvements	12/12/05	5,550	0	0
137	leasehold improvements	3/24/06	22,857	0	0
138	leasehold improvements	12/15/05	52,650	0	0
139	leasehold improvements	1/13/06	36,797	0	0
140	leasehold improvements	4/28/06	45,000	0	0
141	leasehold improvements	6/01/06	10,000	0	0
142	leasehold improvements	11/17/05	38,445	0	0
143	leasehold improvements	12/01/05	25,632	0	0
144	leasehold improvements	10/26/05	23,000	0	0
145	leasehold improvements	10/03/05	159,368	0	0
146	leasehold improvements	4/24/03	3,500	0	0
147	leasehold improvements	10/20/11	23,250	0	0
148	leasehold improvements	9/09/11	6,600	0	0
149	leasehold improvements	11/05/06	5,177	0	0
150	leasehold improvements	2/29/12	2,951	0	0
151	leasehold improvements	4/10/06	2,000	0	0
152	leasehold improvements	8/20/04	9,875	0	0
153	leasehold improvements	11/23/04	3,257	0	0
154	leasehold improvements	8/22/05	5,400	0	0
155	leasehold improvements	8/22/05	27,000	0	0
156	leasehold improvements	11/03/05	75,600	0	0
157	leasehold improvements	8/30/06	800	0	0
158	leasehold improvements	10/11/06	896	0	0
159	leasehold improvements	8/31/05	275	0	0
160	leasehold improvements	3/18/05	250	0	0
161	leasehold improvements	4/21/05	2,500	0	0
162	leasehold improvements	5/03/05	350	0	0
163	leasehold improvements	6/03/05	350	0	0
164	leasehold improvements	8/18/05	275	0	0
165	leasehold improvements	2/15/07	20,000	0	0
166	leasehold improvements	6/21/04	500	0	0
167	leasehold improvements	7/27/07	4,596	0	0
168	leasehold improvements	8/31/07	6,505	0	0
169	leasehold improvements	10/12/07	2,581	0	0
170	leasehold improvements	12/18/07	25,090	0	0
171	leasehold improvements	1/28/08	755	0	0
172	leasehold improvements	4/21/08	1,849	0	0
173	leasehold improvements	7/01/08	2,922	0	0
174	leasehold improvements	3/21/12	225	0	0
175	leasehold improvements	2/29/12	6,382	0	0
176	leasehold improvements	6/30/10	38,000	0	0
177	leasehold improvements	7/01/06	38,500	0	0
178	leasehold improvements	11/01/06	186	0	0

Asset	Description	Date In Service	Cost	Tax	AMT
179	leasehold improvements	2/02/07	30,891	0	0
180	leasehold improvements	4/23/07	27,464	0	0
181	leasehold improvements	4/27/07	9,007	0	0
182	leasehold improvements	10/16/06	30,267	0	0
183	leasehold improvements	11/03/06	17,665	0	0
184	leasehold improvements	8/03/06	82,223	0	0
185	leasehold improvements	9/02/06	117,176	0	0
186	leasehold improvements	10/12/06	1,200	0	0
187	leasehold improvements	9/08/06	3,000	0	0
188	leasehold improvements	9/22/06	50,168	0	0
189	leasehold improvements	2/15/07	1,200	0	0
190	leasehold improvements	11/05/09	1,300	0	0
191	leasehold improvements	8/12/10	2,700	0	0
192	leasehold improvements	11/06/09	4,965	0	0
193	leasehold improvements	6/30/10	5,637	0	0
194	leasehold improvements	7/01/10	29,450	0	0
195	leasehold improvements	9/21/06	20,590	0	0
196	leasehold improvements	2/29/12	360	0	0
197	leasehold improvements	4/26/07	1,375	0	0
198	leasehold improvements	4/26/07	1,500	0	0
199	leasehold improvements	12/29/06	3,750	0	0
200	leasehold improvements	7/27/07	2,200	0	0
201	leasehold improvements	8/31/11	210,210	0	0
202	leasehold improvements	8/30/06	300	0	0
203	leasehold improvements	2/29/12	250	0	0
204	leasehold improvements	9/15/06	440	0	0
205	leasehold improvements	1/31/12	1,990	0	0
206	leasehold improvements	2/29/12	1,975	0	0
207	leasehold improvements	7/11/11	850	0	0
208	leasehold improvements	2/29/12	530	0	0
209	leasehold improvements	9/01/06	3,500	0	0
210	leasehold improvements	4/04/06	3,500	0	0
211	leasehold improvements	12/01/05	5,000	0	0
212	leasehold improvements	1/05/06	7,105	0	0
213	leasehold improvements	2/17/06	800	0	0
214	leasehold improvements	1/05/06	7,105	0	0
215	leasehold improvements	2/17/06	800	0	0
216	leasehold improvements	4/27/06	2,500	0	0
217	leasehold improvements	5/04/06	50	0	0
218	leasehold improvements	3/11/05	1,975	0	0
219	leasehold improvements	11/23/04	2,975	0	0
220	leasehold improvements	10/28/11	44,505	0	0
221	leasehold improvements	7/14/11	41,800	0	0
222	leasehold improvements	2/29/12	600	0	0
223	leasehold improvements	9/22/05	2,718	0	0
224	leasehold improvements	10/25/05	2,280	0	0
225	leasehold improvements	5/03/05	625	0	0
226	leasehold improvements	7/29/04	1,700	0	0
227	leasehold improvements	4/26/12	476	0	0
228	leasehold improvements	3/18/05	150	0	0
229	leasehold improvements	11/01/11	575	0	0
230	leasehold improvements	1/20/12	1,706	0	0
231	leasehold improvements	8/21/06	4,500	0	0
232	leasehold improvements	8/30/06	1,345	0	0
233	leasehold improvements	12/04/06	795	0	0
234	leasehold improvements	2/29/12	525	0	0
235	leasehold improvements	6/30/10	675	0	0
236	leasehold improvements	10/05/04	734	0	0
237	leasehold improvements	10/25/04	1,280	0	0
238	leasehold improvements	2/01/05	5,000	0	0
239	leasehold improvements	3/16/05	20,017	0	0
240	leasehold improvements	1/19/05	28	0	0
241	leasehold improvements	3/09/05	35	0	0
242	leasehold improvements	4/12/05	2,221	0	0
243	leasehold improvements	5/24/05	5,000	0	0
244	leasehold improvements	6/09/05	27,000	0	0
245	leasehold improvements	5/19/05	2,706	0	0
246	leasehold improvements	7/13/05	1,054	0	0
247	leasehold improvements	9/22/05	4,425	0	0
248	leasehold improvements	5/12/04	2,500	0	0
249	leasehold improvements	11/02/06	365	0	0

Future Depreciation Report **FYE: 6/30/23**

FYE: 6/30/2022

Form 990, Page 1

Asset	Description	Date In Service	Cost	Tax	AMT
250	leasehold improvements	7/21/04	2,527	0	0
251	leasehold improvements	1/12/05	300	0	0
252	leasehold improvements	10/05/04	600	0	0
253	leasehold improvements	11/03/04	690	0	0
254	leasehold improvements	12/15/04	1,255	0	0
255	leasehold improvements	7/28/04	1,280	0	0
256	leasehold improvements	8/26/04	1,959	0	0
257	leasehold improvements	9/14/04	225	0	0
258	leasehold improvements	7/22/04	645	0	0
259	leasehold improvements	8/26/04	3,050	0	0
260	leasehold improvements	12/12/05	2,931	0	0
261	leasehold improvements	10/25/05	3,597	0	0
262	leasehold improvements	1/25/06	5,640	0	0
263	leasehold improvements	4/25/06	5,495	0	0
264	leasehold improvements	5/24/06	7,757	0	0
265	leasehold improvements	6/21/06	48	0	0
266	leasehold improvements	10/17/06	4,447	0	0
267	leasehold improvements	1/12/05	600	0	0
268	leasehold improvements	1/06/07	8,202	0	0
269	leasehold improvements	3/20/07	6,480	0	0
270	leasehold improvements	4/30/07	18,416	0	0
271	leasehold improvements	1/12/05	495	0	0
272	leasehold improvements	2/29/12	4,804	0	0
273	leasehold improvements	4/16/06	2,050	0	0
274	leasehold improvements	5/24/06	800	0	0
275	leasehold improvements	3/21/02	61,100	0	0
276	leasehold improvements	6/29/01	1,113	0	0
277	MODULAR TRAILERS	11/01/00	349,985	0	0
278	avaya card	2/02/09	1,445	0	0
279	binding machine	2/25/08	575	0	0
280	marker boards	9/14/11	546	0	0
281	desk pedestals	9/14/11	1,985	0	0
282	chairs	9/07/10	2,100	0	0
283	fax machine	11/02/11	100	0	0
284	fire proof safe	3/13/07	2,034	0	0
285	office equipment	9/07/06	493	0	0
286	DVRS	1/04/13	2,744	0	0
287	LAPTOPS	1/27/12	1,203	0	0
288	OPEN VIEW DESKS	9/14/11	1,305	0	0
289	office equipment	9/07/10	2,094	0	0
290	PRINTER	1/15/10	189	0	0
291	PRINTER	4/15/10	94	0	0
292	office equipment	10/31/07	679	0	0
293	office equipment	2/09/10	572	0	0
294	KITCHEN EQUIPMENT	9/07/10	1,110	0	0
295	SAFE	4/25/12	2,500	0	0
296	SAFE	5/15/12	2,500	0	0
297	OFFICE EQUIPMENT	9/18/06	1,030	0	0
298	SECURITY CAMERAS	3/16/07	5,575	0	0
299	TELEPHONES	2/28/06	6,788	0	0
300	TELEPHONES	6/20/06	1,359	0	0
301	TELEVISIONS	8/13/10	12,480	0	0
302	TELEVISIONS	3/03/06	4,881	0	0
303	TELEVISIONS	6/20/06	971	0	0
304	TELEVISIONS	11/17/10	809	0	0
305	VACUUM	3/03/10	600	0	0
306	EQUIPMENT	10/18/06	870	0	0
307	BUILDING	10/23/01	579,608	0	0
308	1ST FLOOR ADDITION	7/30/03	328,434	16,422	16,422
309	1ST FLOOR ADDITION	7/17/06	26,004	1,301	1,301
310	CONSTRUCTION	6/30/11	10,320	516	516
311	BUILDING IMPR	6/29/01	58,313	0	0
312	BUILDING	9/01/10	3,996,810	199,841	199,841
313	LEASEHOLD IMPROVEMENTS		1,077,453	53,873	53,873
316	adj	7/01/11	-671,697	-33,585	-33,585
327	adj	6/30/13	0	0	0
337	ADJ	6/30/14	0	0	0
338	office equipment	1/20/16	2,024	170	170
339	tELEPHONES	8/13/15	44,915	536	536
340	leasehold improvements	8/15/15	12,500	1,250	1,250
341	leasehold improvements	2/15/16	1,269	127	127

Future Depreciation Report FYE: 6/30/23

FYE: 6/30/2022

Form 990, Page 1

Asset	Description	Date In Service	Cost	Tax	AMT
342	FURNITURE	8/05/16	40,270	5,753	5,753
343	FURNITURE	2/10/17	62,125	8,875	8,875
344	FURNITURE	2/10/17	29,301	4,186	4,186
345	COMPUTER EQUIPMENT	7/20/16	541,975	0	0
346	furNITURE	9/06/17	9,607	1,372	1,372
347	furNITURE	12/27/17	25,630	3,661	3,661
348	office equipment	10/18/17	4,675	668	668
349	comPUTER EQUIPMENT	9/07/17	116,703	0	0
350	compUTER EQUIPMENT	10/31/17	223,903	0	0
351	building	3/21/18	4,545,108	227,255	227,255
352	softWARE	10/27/17	3,363	0	0
353	automobile - school bus	4/18/18	107,966	17,995	17,995
354	leasehold improvements	7/20/17	26,745	2,675	2,675
355	leasehold improvements	12/12/17	10,070	1,007	1,007
356	leasehold improvements	3/31/18	279,860	27,986	27,986
357	leasehold improvements	4/18/18	116,585	11,659	11,659
358	leasehold improvements	5/14/18	56,066	5,607	5,607
359	leasehold improvements	6/30/18	43,250	4,325	4,325
364	SOFTWARE	12/31/21	44,481	0	0
Total Other Depreciation			<u>14,490,685</u>	<u>564,725</u>	<u>564,725</u>
Total ACRS and Other Depreciation			<u>14,490,685</u>	<u>564,725</u>	<u>564,725</u>
Grand Totals			<u>16,113,843</u>	<u>566,737</u>	<u>566,737</u>

DRAFT

Form **990****Two Year Comparison Report****2020 & 2021**For calendar year 2021, or tax year beginning **07/01/21**, ending **06/30/22**

Name

Taxpayer Identification Number

**ROOSEVELT CHILDREN'S ACADEMY
CHARTER SCHOOL INC.**

		2020	2021	Differences
Revenue	1. Contributions, gifts, grants	46,555	48,019	1,464
	2. Membership dues and assessments			
	3. Government contributions and grants	406,751	1,219,785	813,034
	4. Program service revenue	13,459,362	14,439,906	980,544
	5. Investment income	69,202	25,683	-43,519
	6. Proceeds from tax exempt bonds			
	7. Net gain or (loss) from sale of assets other than inventory		-18,815	-18,815
	8. Net income or (loss) from fundraising events		-29,211	-29,211
	9. Net income or (loss) from gaming			
	10. Net gain or (loss) on sales of inventory			
	11. Other revenue	1,634,702	17,982	-1,616,720
	12. Total revenue. Add lines 1 through 11	15,616,572	15,703,349	86,777
Expenses	13. Grants and similar amounts paid			
	14. Benefits paid to or for members			
	15. Compensation of officers, directors, trustees, etc.	827,510		-827,510
	16. Salaries, other compensation, and employee benefits	9,663,873	9,456,452	-207,421
	17. Professional fundraising fees			
	18. Other professional fees	735,943	1,212,682	476,739
	19. Occupancy, rent, utilities, and maintenance	502,147	531,754	29,607
	20. Depreciation and Depletion	402,168	684,838	282,670
	21. Other expenses	1,738,095	2,501,919	763,824
	22. Total expenses. Add lines 13 through 21	13,869,736	14,387,645	517,909
	23. Excess or (Deficit). Subtract line 22 from line 12	1,746,836	1,315,704	-431,132
Other Information	24. Total exempt revenue	15,616,572	15,703,349	86,777
	25. Total unrelated revenue			
	26. Total excludable revenue	15,163,266	14,464,756	-698,510
	27. Total assets	30,142,646	30,852,170	709,524
	28. Total liabilities	3,282,028	2,690,191	-591,837
	29. Retained earnings	26,860,618	28,161,979	1,301,361
	30. Number of voting members of governing body	8	7	
	31. Number of independent voting members of governing body	8	7	
	32. Number of employees	167	199	
	33. Number of volunteers			

Form **990**

Tax Return History

2021Name ROOSEVELT CHILDREN'S ACADEMY
CHARTER SCHOOL INC.

Employer Identification Number [REDACTED]

	2017	2018	2019	2020	2021	2022
Contributions, gifts, grants				453,306	1,267,804	
Membership dues						
Program service revenue				13,459,362	14,439,906	
Capital gain or loss				69,202	-18,815	
Investment income					25,683	
Fundraising revenue (income/loss)					-29,211	
Gaming revenue (income/loss)						
Other revenue				1,634,702	17,982	
Total revenue				15,616,572	15,703,349	
Grants and similar amounts paid						
Benefits paid to or for members				827,510		
Compensation of officers, etc.				9,663,873	9,456,452	
Other compensation				735,943	1,212,682	
Professional fees				502,147	531,754	
Occupancy costs				402,168	684,838	
Depreciation and depletion				1,738,095	2,501,919	
Other expenses				13,869,736	14,387,645	
Total expenses				1,746,836	1,315,704	
Excess or (Deficit)				15,616,572	15,703,349	
Total exempt revenue						
Total unrelated revenue				15,163,266	14,464,756	
Total excludable revenue				30,142,646	30,852,170	
Total Assets				3,282,028	2,690,191	
Total Liabilities				26,860,618	28,161,979	
Net Fund Balances						

Federal Statements

FYE: 6/30/2022

Taxable Interest on Investments

<u>Description</u>	<u>Amount</u>	<u>Unrelated Business</u>	<u>Exclusion Code</u>	<u>Postal Code</u>	<u>Acquired after 6/30/75</u>	<u>US Obs (\$ or %)</u>
INTEREST INCOME	\$ 25,683				1	
TOTAL	<u>\$ 25,683</u>					

DRAFT

Federal Statements

FYE: 6/30/2022

Form 990, Part IX, Line 11g - Other Fees for Service (Non-employee)

Description	Total Expenses	Program Service	Management & General	Fund Raising
OTHER FEES	\$ 1,081,860	\$ 1,077,366	\$ 4,494	\$
TOTAL	\$ 1,081,860	\$ 1,077,366	\$ 4,494	\$ 0

Form 990, Part IX, Line 24e - All Other Expenses

Description	Total Expenses	Program Service	Management & General	Fund Raising
ADMINISTRATIVE	\$ 110,068	\$ 80,350	\$ 29,718	\$
TELEPHONE	80,831	59,007	21,824	
STUDENT TESTING & INCENTI	57,567	57,567		
FIELD TRIPS	51,995	51,995		
STAFF DEVELOPMENT	50,814	50,814		
TEXTBOOKS	50,125	50,125		
EQUIPMENT RENTAL	45,342	33,100	12,242	
BOARD OF TRUSTEES	3,853	2,813	1,040	
TOTAL	\$ 450,515	\$ 385,771	\$ 64,824	\$ 0

RGa SECURITY SYSTEMS, INC.

P.O. BOX 6 ROCKVILLE CENTRE, NY 11571 PHONE: (516) 764-9168 FAX: (866) 245-1956

Customer Name	ROOSEVELT CHILDREN'S ACADEMY	Test Date:	8-9-2021	x	System Passed
Address:	201 DEBEVOISE AVE	CS#:			System Failed
City, State, zip	ROOSEVELT, NY 11575	Job/Account#			Service Required
Fire Equipment Manufacture:	EDWARDS	Model:	VS-1		Service Scheduled

	YES	N/A	NO
1. PANEL AND WIRING			
a. All indicating Lights are working properly	x		
b. All supervisory circuits tested and operating properly	x		
c. All aspects of power supplies tested and operating properly	x		
d. All wire termination points secure	x		
e. Remote annunciators work properly	x		
f. Is there any physical damage to exposed wiring			x
2. SMOKE DETECTORS	YES	N/A	NO
a. All detectors cleaned	x		
b. each detector tested satisfactory	x		
3. HEAT DETECTORS	YES	N/A	NO
a. Are there any detectors that are covered with paint substance			x
4. MANUAL PULL STATION	YES	N/A	NO
a. Each pull station was inspected for mechanical damage	x		
b. Each pull station was tested	x		
c. All pull stations are in clear view of occupants	x		
5. SPECIAL DETECTING DEVICES	YES	N/A	NO
a. Device: Operating properly		x	
b. Device: Operating properly		x	
c. Device: Operating properly		x	
6. SOUNDING DEVICES	YES	N/A	NO
a. All sounding devices were inspected for physical damage	x		
b. All sounding devices operating properly	x		
c. All exterior devices are free from foreign matter and operating properly	x		
d. All strobe lights operating properly	x		
e. All sounding devices can be heard in all locations (above ambient noise) throughout bldg.	x		
7. VOICE EVACUATION	YES	N/A	NO
a. All speakers/horns were inspected for physical damage		x	
b. All speakers were tested for audio signal		x	
c. Voice announcements can be heard over ambient noise in all areas		x	
d. All remote microphones were satisfactorily tested		x	
e. The automatic evacuation signals tested satisfactorily		x	
f. The delay in the automatic evacuation signal was less than 90 seconds		x	
g. The constantly manned location is free of combustible materials		x	
h. A voice announcement by a qualified employee was witnessed		x	
8. FIRE PROTECTION SYSTEMS	YES	N/A	NO
a. All fixed extinguishing systems are connected to the fire alarm		x	
b. All automatic door releases tested satisfactorily		x	
c. All automatic fan shut down circuits tested satisfactorily	x		
d. All tamper switches tested satisfactorily		x	
e. All flow switches tested satisfactorily		x	
9. CENTRAL STATION MONITORING	YES	N/A	NO
a. All channels tested satisfactorily	x		
b. All telephone lines tested satisfactorily	x		
10. ELEVATOR	YES	N/A	NO
a. Elevator recall		x	
b. Shunt trip breaker		x	

Comments: _____

Deficiencies Corrected: Replaced 1-5 Bathroom smoke Det

Deficiencies Not Corrected: _____

Inspector Name: PAUL MENDEZ Signature: 

Town of Hempstead
Department of Buildings
1 Washington Street
Hempstead, N.Y. 11550-4923



Certification of Occupancy

Printed 07/09/2019

Fee: \$25.00

**This certifies that Certificate of Occupancy No. 196204913
has been issued on the following described property.**

Dated: 02/10/1965

Section: 55 Block: 426 Lot(s): 00640 -112,115,116&65

Bldg\Unit:

Address: 201 DEBEVOISE AVE ROOSEVELT, NY 11575

Location: S/W/C - DEBEVOISE AVE & N. LONG BEACH AVE

Project: CONVENT

Building Permit No: 196204913

Date: 09/01/1962

Size of Lot:

Zone: B

Declared Cost: \$273,526.00

Owner: QN MST HOLY RSRV CHURCH

Board of Zoning Appeals Case No:

**Address: 22 HARTS AVE
ROOSEVELT,**

Cert/Occ Number: 196204913



Commissioner

Town of Hempstead
Department of Buildings
1 Washington Street
Hempstead, N.Y. 11550-4923



Occupancy Certificate

Printed 10/5/01

Fee: \$625.00

Certificate issued: 10/5/01

This certifies that the building hereafter described conforms to the requirements of the Town of Hempstead Building Zone Ordinance and the applicable Building Construction Code:

Section: 55 Block: 334 Lot(s): 06130 NY 11575

Address: 105 PLEASANT AVE. ROOSEVELT

Location: NE/PLEASANT AVE. & ELLISON AVE.

Project: CONST 1 STY PREFAB SCHOOL BLDG W/ SITE IMPROVEMENTS

Building Permit No: BP-200002897 Date: 7/7/00

Size of Lot: Zone: Declared Cost: \$350,000.00

Owner: VICTORY SCHOOL, INC Board of Zoning Appeals Case No:

Address: 712 FIFTH AVE
NEW YORK NY 10019

Cert/Occ Number: 136610

Commissioner of Buildings

Town of Hempstead
Department of Buildings
1 Washington Street
Hempstead, N.Y. 11550-4923

TOWN OF HEMPSTEAD
BUILDING DEPARTMENT
CERT. OF OCCU

1,500.00
ITEM CT 1
CHECK
1,500.00

11:06
02 3152E 02-13-07

Printed 02/13/2007

Occupancy Certificate

Fee: \$1,500.00

This certifies that the building hereafter described conforms to the requirements of the Town of Hempstead Building Zone Ordinance and the applicable Building Construction Code:

Section: 55 Block: 559 Lot(s): 0021

Address: 55 MANSFIELD AVE ROOSEVELT, NY 11575

Location: N/MANSFIELD AVE 436' E/NASSAU RD

Project: INT&EXT ALTS CONV CHURCH ASMBLY TO SCHOOL BZA GRANT W/COND'S(RCA)

Building Permit No: 200514457 Date: 09/29/2005

Size of Lot: Zone: Declared Cost: \$250,000.00

Owner: MT SINAI BAPTIST CHURCH Board of Zoning Appeals Case No: 1364

Address: 55 MANSFIELD AVE
ROOSEVELT, NY 11575



Cert/Occ Number: 200514457

Commissioner of Buildings



Town of Hempstead
Department of Buildings
1 Washington Street
Hempstead, N.Y. 11550-4923



Occupancy Certificate

Printed 05/07/2012

Fee: \$620.00

This certifies that the building hereafter described conforms to the requirements of the Town of Hempstead Building Zone Ordinance and the applicable Building Construction Code:

Section: 55 **Block:** 426 **Lot(s):** 00640 **Bldg\Unit:**
Address: 196 W CENTENNIAL AVE ROOSEVELT, NY 11575
Location: N/W/C CENTENNIAL AVE. & LONG BEACH RD.
Project: VARIANCE W/CONDITIONS MAINTAIN 3 CLASSROOM TRAILERS & SITE IMPROVEMENTS PER BZA GRANT

Building Permit No: 200918193 **Date:** 02/01/2012

Size of Lot: **Zone:** B & C **Declared Cost:** \$75,000.00

Owner: QUEEN OF THE MOST HOLY **Board of Zoning Appeals Case No:** 167

Address: 196 W CENTENNIAL AVE
ROOSEVELT, NY 11575

Cert/Occ Number: **200918193**

Commissioner

TOWN OF HEMPSTEAD
BUILDING DEPARTMENT
CERT. OF OCCU
620.00
ITEM CT 1
CHECK
620.00
11:25
02 4487E 05-08-12

TOWN OF HEMPSTEAD
BUILDING DEPARTMENT
DEPT. OF OCCU
375.00
CHECK
375.00
10/11
DEPT. OF OCCU

Hempstead
Department of Buildings
100 Tugton Street
Hempstead, N.Y. 11550-4923



Permit Certificate

Printed 06/27/2012

This certifies that the building hereafter described conforms to the requirements of the Town of Hempstead Building Zone Ordinance and the applicable Building Construction Code:

Section: 55 Block: 426 Lot(s): 00640 65 100 - 116 Bldg\Unit:

Address: 196 W CENTENNIAL AVE ROOSEVELT, NY 11575

Location: N/W/C CENTENNIAL AVE AND LONG BEACH RD

Project: VARIANCE WITH CONDITIONS FOR ALTERATIONS TO MAINTAIN CONVERSION OF CONVENT TO CHARTER SCHOOL PER BZA

Building Permit No: 201105130

Date: 05/08/2012

Size of Lot:

Zone: B & C

Declared Cost: \$25,000.00

Owner: QUEEN OF THE MOST HOLY Board of Zoning Appeals Case No: 36

**Address: 196 W CENTENNIAL AVE
ROOSEVELT, NY 11575**

Cert/Occ Number: 201105130

John E. Roccamano
Commissioner

Town of Hempstead
Department of Buildings
1 Washington Street
Hempstead, N.Y. 11550-4923



Certificate of Completion

Printed 09/01/2016

Fee: \$0.00

This certifies that Certificate of Completion No. 201610374
has been issued on the following described property.

Dated: 09/01/2016

Section: 55 **Block:** 426 **Lot(s):** 00640 -65, 100-116

Bldg\Unit:

Address: 196 W CENTENNIAL AVE ROOSEVELT, NY 11575

Location: N/W/C CENTENNIAL AVE AND LONG BEACH RD

Project: INTERIOR ALTERATIONS TO EXISTING EDUCATIONAL USE

Building Permit No: 201610374

Date: 07/12/2016

Size of Lot:

Zone: B & C

Declared Cost: \$125,000.00

Owner: QUEEN OF TJE M HOLY ROS.

Board of Zoning Appeals Case No:

Address: 196 W CENTENNIAL AVE
ROOSEVELT, NY 11575

Certificate Number: 201610374



Commissioner



Town of Hempstead
Department of Buildings
1 Washington Street
Hempstead, N.Y. 11550-4923



Occupancy Certificate

Printed 12/07/2017

Fee: \$1,500.00

Dated: 12/7/2017

This certifies that the building hereafter described conforms to the requirements of the Town of Hempstead Building Zone Ordinance and the applicable Building Construction Code:

Section: 55 Block: 558 Lot(s): 00080 Bldg\Unit:

Address: 106 PLEASANT AVE Roosevelt, NY 11575

Location: S/E/C PLEASANT AVE & POWELL ST

Project: VARIANCE W/CONDITIONS CONSTRUCT GYMNASIUM PER BZA GRANT

Building Permit No: 201412411

Date: 06/27/2016

Size of Lot: IRRG

Zone: B

Declared Cost: \$625,000.00

Owner: PHILIP LE CONTE

Board of Zoning Appeals Case No: 1438

**Address: 201 DEBEVOISE AVE
ROOSEVELT, NY 11575**

Cert/Occ Number: 201412411



Commissioner

Town of Hempstead
Department of Buildings
1 Washington Street
Hempstead, N.Y. 11550-4923



Occupancy Certificate

Printed 05/07/2012

Fee: \$620.00

This certifies that the building hereafter described conforms to the requirements of the Town of Hempstead Building Zone Ordinance and the applicable Building Construction Code:

Section: 55 Block: 426 Lot(s): 00640 Bldg\Unit:

Address: 196 W CENTENNIAL AVE ROOSEVELT, NY 11575

Location: N/W/C CENTENNIAL AVE. & LONG BEACH RD.

Project: VARIANCE W/CONDITIONS MAINTAIN 3 CLASSROOM TRAILERS & SITE IMPROVEMENTS PER BZA GRANT

Building Permit No: 200918193 Date: 02/01/2012

Size of Lot: Zone: B & C Declared Cost: \$75,000.00

Owner: QUEEN OF THE MOST HOLY Board of Zoning Appeals Case No: 167

**Address: 196 W CENTENNIAL AVE
ROOSEVELT, NY 11575**

Cert/Occ Number: 200918193

Commissioner

TOWN OF HEMPSTEAD
BUILDING DEPARTMENT
CERT. OF OCCU
620.00
ITEM CT 1
CHECK
620.00
11:25
02 4487E 05-08-12

BRISCOE PROTECTIVE LLC
"WE ARE THE ALARM PROFESSIONALS"
NEW YORK, NEW YORK 10011

FAX (631) 864-8444
WWW.BRISCOEPROTECTIVE.COM
NYS LICENSE #12000339947

Roosevelt Children's Academy - (Fire)
200 West Centennial Avenue ** Fire System **
Roosevelt, NY 11575

C E R T I F I C A T E O F F I T N E S S

NAME: Roosevelt Children's Academy - (Fire) CUSTOMER #: [REDACTED]

LOCATION: 200 West Centennial Avenue ** Fire System **

THIS IS TO CERTIFY THAT ON 08/27/21, THE ELECTRONIC
INTERCONNECTED FIRE ALARM AND SMOKE DETECTION SYSTEM AT THE
ABOVE LOCATION HAS BEEN INSPECTED. ALL DEVICES HAVE BEEN TESTED
AND FOUND TO BE IN NORMAL OPERATING CONDITION.

Inspection Report contains
Exceptions if initialed below

INSPECTION REPORT VERIFIED BY:

Thomas W. Manning

AUTHORIZED SIGNATURE
(Not valid unless signed)

Inspection Report contains
Recommendations if initialed
Below

New York State License #12000339947
N.Y.C. Fire Dept. Smoke Detector
Maint Acceptance ltr dated 2/27/19
Nassau County Fire Marshal #1045369

==== Please Retain this copy for your Site Audit ====

**This certificate does not confirm compliance of the system with the
requirements of any code or governing agency.**



Roosevelt Children's Academy School Calendar 2022-2023



August 2022						
S	M	T	W	T	F	S
	1	2	3	4	5	6
7	8	9	10	11	12	13
14	15	16	17	18	19	20
21	22	23	24	25	26	27
28	29	30	31			

September 2022						
S	M	T	W	T	F	S
				1	2	3
4	5	6	7	8	9	10
11	12	13	14	15	16	17
18	19	20	21	22	23	24
25	26	27	28	29	30	31

October 2022						
S	M	T	W	T	F	S
						1
2	3	4	5	6	7	8
9	10	11	12	13	14	15
16	17	18	19	20	21	22
23	24	25	26	27	28	29
30	31					

November 2022						
S	M	T	W	T	F	S
			1	2	3	4
5	6	7	8	9	10	11
12	13	14	15	16	17	18
19	20	21	22	23	24	25
26	27	28	29	30		

December 2022						
S	M	T	W	T	F	S
				1	2	3
4	5	6	7	8	9	10
11	12	13	14	15	16	17
18	19	20	21	22	23	24
25	26	27	28	29	30	31

January 2023						
S	M	T	W	T	F	S
1	2	3	4	5	6	7
8	9	10	11	12	13	14
15	16	17	18	19	20	21
22	23	24	25	26	27	28
29	30	31				

Aug 15 Admin Staff & Coaches Return
Aug 22 & 23 New Staff Professional Development
Aug 24 - Sep 2 All Staff Ret. Professional Develop.
Sep 5 Labor Day (School Closed)
Sep 6 First Day of School
Sep 8 Academic Night @ Hofstra (6 pm)
Sep 12 Open House (K - 8) (5 pm - 8 pm)
Sep 26 & 27 Rosh Hashana (School Closed)
Sep 29 Noon Dismissal-Staff Development
Oct 5 Yom Kippur (School Closed)
Oct 10 Indigenous People Day (School Closed)
Oct 17 Q1 Progress Report Available
Oct 24 Afterschool Begins
Oct 27 Noon Dismissal-Staff Development
Nov 7 PTC (1 - 4 pm & 5 - 8 pm) Noon Dismissal
Nov 8 PTC (8 am - 1 pm) No School-Students
Nov 11 Veterans Day (School Closed)
Nov 17 Noon Dismissal-Staff Development
Nov 18 Q1 Report Cards Available
Nov 23 Noon Dismissal
Nov 24 & 25 Thanksgiving Recess (School Closed)
Nov 28 Students Return
Dec 8 Noon Dismissal-Staff Development
Dec 23 Noon Dismissal (Q2 Progress Report Available)
Dec 24 - Jan 2 2023 Holiday Recess (School Closed)
Jan 3 2023 Students Return
Jan 16 MLK Day (School Closed)
Jan 26 Noon Dismissal-Staff Development
Feb 2 Q2 Report Cards Available
Feb 9 Noon Dismissal-Staff Development
Feb 20 - 24 Winter Recess (School Closed)
Feb 27 Students Return
Mar 14 Q3 Progress Report Available
Mar 16 PTC (1 - 4 pm & 5 - 8 pm) Noon Dismissal
Mar 30 Noon Dismissal-Staff Development
Apr 7 - Apr 14 Spring Recess (School Closed)
Apr 17 Students Return
Apr 17 - May 26 NYSESLAT Assessment (Part 1)
Apr 19 - Apr 21 Grades 3 - 8 NYS ELA Assessment
Apr 21 Q3 Report Cards Available
Apr 27 Noon Dismissal-Staff Development
May 2 - May 4 Grades 3 - 8 NYS Math Assessment
May 15 - 26 NYSESLAT Assessment (Part 2)
May 23 - Jun 2 Gr. 8 NYS Science Performance
May 24 Q4 Progress Report Available
May 25 Noon Dismissal-Staff Development
May 26 Noon Dismissal
May 29 Memorial Day (School Closed)
Jun 5 Grade 8 NYS Science Written Assessment
Jun 16 Juneteenth Celebration
Jun 17-K, 5th, & 8th Grade Graduation-Hofstra
Jun 19 Juneteenth (School Closed)
Jun 22 Last Day of School (Noon Dismissal-For Students)

February 2023						
S	M	T	W	T	F	S
			1	2	3	4
5	6	7	8	9	10	11
12	13	14	15	16	17	18
19	20	21	22	23	24	25
26	27	28				

March 2023						
S	M	T	W	T	F	S
			1	2	3	4
5	6	7	8	9	10	11
12	13	14	15	16	17	18
19	20	21	22	23	24	25
26	27	28	29	30	31	

April 2023						
S	M	T	W	T	F	S
						1
2	3	4	5	6	7	8
9	10	11	12	13	14	15
16	17	18	19	20	21	22
23	24	25	26	27	28	29
30						

May 2023						
S	M	T	W	T	F	S
	1	2	3	4	5	6
7	8	9	10	11	12	13
14	15	16	17	18	19	20
21	22	23	24	25	26	27
28	29	30	31			

June 2023						
S	M	T	W	T	F	S
				1	2	3
4	5	6	7	8	9	10
11	12	13	14	15	16	17
18	19	20	21	22	23	24
25	26	27	28	29	30	

July 2023						
S	M	T	W	T	F	S
						1
2	3	4	5	6	7	8
9	10	11	12	13	14	15
16	17	18	19	20	21	22
23	24	25	26	27	28	29
30	31					

Admin Staff Return to Work
Staff Development
Holiday-School Closed
Students Return to School
NYS Assessment
100th Day of School
Noon Dismissal
2 pm Dismissal
PTC (Parent/Teacher Conferences)

TOTAL DAYS STUDENTS ARE IN ATTENDANCE = 180
TOTAL DAYS STAFF ARE IN ATTENDANCE = 189