

# Application: Kings Collegiate Charter School

Christie Chow - cchow@kingscollegiate.org  
2021-2022 Annual Report

## Summary

**ID:** 0000000302

**Labels:** SUNY Trustees

## Entry 1 School Info and Cover Page

**Completed** Jul 29 2022

### [Instructions](#)

#### **Required of ALL Charter Schools**

Each Annual Report begins with a completed School Information and Cover Page. The information is collected in a survey format within Annual Report portal. When entering information in the portal, some of the following items may not appear, depending on your authorizer and/or your responses to related items.

## Entry 1 School Information and Cover Page

**(New schools that were not open for instruction for the 2021-2022 school year are not required to complete or submit an annual report this year).**

Please be advised that you will need to complete this cover page (including signatures) before all of the other tasks assigned to you by your school's authorizer are visible on your task page. While completing this cover page task, please ensure that you select the correct authorizer **(as of June 30, 2022)** or you may not be assigned the correct tasks.

## **BASIC INFORMATION**

---

**a. SCHOOL NAME**

(Select name from the drop down menu)

KINGS COLLEGIATE CHARTER SCHOOL 800000059786

**a1. Popular School Name**

KCCS

**b. CHARTER AUTHORIZER (As of June 30th, 2021)**

Please select the correct authorizer as of June 30, 2022 or you may not be assigned the correct tasks.

SUNY BOARD OF TRUSTEES

**d. DISTRICT / CSD OF LOCATION**

CSD #18 - BROOKLYN

**e. DATE OF INITIAL CHARTER**

7/2007

**f. DATE FIRST OPENED FOR INSTRUCTION**

8/2007

**c. School Unionized**

Is your charter school unionized?

No

**h. SCHOOL WEB ADDRESS (URL)**

<https://nyc.uncommonschoools.org/kings-collegiate/>

**i. Total Approved Charter Enrollment for 2021-2022 School Year (exclude Pre-K program enrollment)**

1396

**j. Total Enrollment on June 30, 2022 (exclude Pre-K program enrollment)**

1098

**k. Grades Served during the 2021-2022 School Year (exclude Pre-K program students)**

Check all that apply

Grades Served

K, 1, 2, 3, 4, 5, 6, 7, 8, 9, 10, 11, 12

**I1. DOES THE SCHOOL CONTRACT WITH A CHARTER OR EDUCATIONAL MANAGEMENT ORGANIZATION?**

Yes

**I2. NAME OF CMO/EMO AND ADDRESS**

NAME OF CMO/EMO	Uncommon Schools
PHYSICAL STREET ADDRESS	55 Broad
CITY	New York
STATE	(No response)
ZIP CODE	10004
EMAIL ADDRESS	<a href="mailto:mblake@uncommonschoools.org">mblake@uncommonschoools.org</a>
CONTACT PERSON NAME	Michael Blake

**FACILITIES INFORMATION**

**m. FACILITIES**

Will the school maintain or operate multiple sites in 2022-2023?

Yes, 3 sites

**KINGS COLLEGIATE CHARTER SCHOOL 800000059786**

**School Site 1 (Primary)**



**m1. SCHOOL SITES**

Please provide information on Site 1 for the upcoming school year.

	Physical Address	Phone Number	District/CSD	Grades to be Served at Site for coming year (K-5, 6-9, etc.)	Receives Rental Assistance for Which Grades (If yes, enter the appropriate grades. If no, enter No).
Site 1	1084 Lenox Road , Brooklyn, NY, 11212	718-342-6047	NYC CSD 18	5-8	N/A

**m1a. Please provide the contact information for Site 1.**

	Name	Title	Work Phone	Alternate Phone	Email Address
School Leader	Scott Schuster	Principal	718-342-6047		<a href="mailto:sschuster@kingscollegiate.org">sschuster@kingscollegiate.org</a>
Operational Leader	Kassandra Diaz	DOO	718-342-6047		<a href="mailto:Kassandra.Diaz@kingscollegiate.org">Kassandra.Diaz@kingscollegiate.org</a>
Compliance Contact	Jason Russell	ACOO	718-342-6047		<a href="mailto:jarussell@uncommonschools.org">jarussell@uncommonschools.org</a>
Complaint Contact	Jason Russell	ACOO	718-342-6047		<a href="mailto:jarussell@uncommonschools.org">jarussell@uncommonschools.org</a>
DASA Coordinator	Shereen Barzay-Kinard	Social Worker	718-342-6047		<a href="mailto:Shereen.BarzayKinard@kingscollegiate.org">Shereen.BarzayKinard@kingscollegiate.org</a>
Phone Contact for After Hours Emergencies	Jason Russell	ACOO	718-342-6047		<a href="mailto:jarussell@uncommonschools.org">jarussell@uncommonschools.org</a>

**m1b. Is site 1 in public (co-located) space or in private space?**

Co-located Space

**m1c. Please list the terms of your current co-location.**

	Date school will leave current co-location	Is school working with NYCDOE to expand into current space?	If so, list year expansion will occur.	Is school working with NYCDOE to move to separate space?	If so, list the proposed space and year planned for move	School at Full Capacity at Site
Site 1		No		No		No

**IF LOCATED IN PRIVATE SPACE IN NYC OR IN DISTRICTS OUTSIDE NYC**

**m1d. Upload a current Certificate of Occupancy (COO) and the annual Fire Inspection Report for school site 1 if located in private space in NYC or located outside of NYC .**

**Certificate of Occupancy and Fire Inspection. Provide a copy of a current and non-expired certificate of occupancy (if outside NYC or in private space in NYC). For schools that are not in district space (NYC co-locations), provide a copy of a current and non-expired certificate of occupancy, and a copy of the current annual fire inspection results, which should be dated on or after July 1, 2021.**

- **Fire inspection certificates must be updated annually. For the upcoming school year 2022-2023, the fire inspection certificate must be dated after July 1, 2021.**
- **If the fire inspection certificate is dated after the August 1, 2022 submission of the Annual Report, please submit the new certificate with the Annual Report entries due on November 1, 2022.**

**Site 1 Certificate of Occupancy (COO)**

**Site 1 Fire Inspection Report**

**KCCS**

**School Site 2**

**m2. SCHOOL SITES**

Please provide information on Site 2 for the upcoming school year.

	Physical Address	Phone Number	District/CSD	Grades to be Served at Site for coming year (K-5, 6-9, etc.)	Receives Rental Assistance for Which Grades (If yes, enter the appropriate grades. If no, enter No).
Site 2	905 Winthrop St, Brooklyn, NY, 11203	347-390-0460	NYC CSD 18	K-4	N/A

**m2a. Please provide the contact information for Site 2.**

	Name	Title	Work Phone	Alternate Phone	Email Address
School Leader	Jamie Marrier	Principal	347-390-0460		<a href="mailto:Jamie.Marrier@uncommonschoools.org">Jamie.Marrier@uncommonschoools.org</a>
Operational Leader	Shannon Coudurier	DOO	347-390-0460		<a href="mailto:Shannon.Coudurier@uncommonschoools.org">Shannon.Coudurier@uncommonschoools.org</a>
Compliance Contact	Alejandro Montoya	ACOO	347-390-0460		<a href="mailto:Alejandro.Montoya@uncommonschoools.org">Alejandro.Montoya@uncommonschoools.org</a>
Complaint Contact	Alejandro Montoya	ACOO	347-390-0460		<a href="mailto:Alejandro.Montoya@uncommonschoools.org">Alejandro.Montoya@uncommonschoools.org</a>
DASA Coordinator	Rochelle Bourne	Social Worker	347-390-0460		<a href="mailto:rochelle.bourne@uncommonschoools.org">rochelle.bourne@uncommonschoools.org</a>
Phone Contact for After Hours Emergencies	Alejandro Montoya	ACOO	347-390-0460		<a href="mailto:Alejandro.Montoya@uncommonschoools.org">Alejandro.Montoya@uncommonschoools.org</a>

**m2b. Is site 2 in public (co-located) space or in private space?**

Co-located Space

**m2c. Please list the terms of your current co-location.**

	Date school will leave current co-location	Is school working with NYCDOE to expand into current space?	If so, list year expansion will occur.	Is school working with NYCDOE to move to separate space?	If so, list the proposed space and year planned for move	School at Full Capacity at Site
Site 2		No		No		No

**KINGS COLLEGIATE CHARTER SCHOOL 800000059786**

**School Site 3**

**m3. SCHOOL SITES**

Please provide information on site 3 for the upcoming school year.

	Physical Address	Phone Number	District/CSD	Grades to be Served at Site for coming year (K-5, 6-9, etc.)	Receives Rental Assistance for Which Grades (If yes, enter the appropriate grades. If no, enter No).
Site 3	999 Jamaica Avenue, Brooklyn, NY, 11208	974-473-8780	NYC CSD 18	9-12	N/A

**m3a. Please provide the contact information for Site 3.**

	Name	Title	Work Phone	Alternate Phone	Email Address
School Leader	Sean Gavin	Principal	974-473-8780		<a href="mailto:sgavin@uncommonleadershipcharter.org">sgavin@uncommonleadershipcharter.org</a>
Operational Leader	Patrick MacKenzie	DOO	974-473-8780		<a href="mailto:Patrick.MacKenzie@uncommonleadershipcharter.org">Patrick.MacKenzie@uncommonleadershipcharter.org</a>
Compliance Contact	Mitchell Lincoln	ACOO	974-473-8780		<a href="mailto:mitchell.lincoln@uncommonschools.org">mitchell.lincoln@uncommonschools.org</a>
Complaint Contact	Mitchell Lincoln	ACOO	974-473-8780		<a href="mailto:mitchell.lincoln@uncommonschools.org">mitchell.lincoln@uncommonschools.org</a>
DASA Coordinator	Kayla Small	Social Worker	974-473-8780		<a href="mailto:kayla.small@uncommonleadershipcharter.org">kayla.small@uncommonleadershipcharter.org</a>
Phone Contact for After Hours Emergencies	Mitchell Lincoln	ACOO	974-473-8780		<a href="mailto:mitchell.lincoln@uncommonschools.org">mitchell.lincoln@uncommonschools.org</a>

**m3b. Is site 3 in public (co-located) space or in private space?**

Co-located Space

**m3c. Please list the terms of your current co-location.**

	Date school will leave current co-location	Is school working with NYCDOE to expand into current space?	If so, list year expansion will occur.	Is school working with NYCDOE to move to separate space?	If so, list the proposed space and year planned for move	School at Full Capacity at Site
Site 3		No		No		No

**CHARTER REVISIONS DURING THE 2021-2022 SCHOOL YEAR**

**n1. Were there any revisions to the school's charter during the 2021-2022 school year? (Please include approved or pending material and non-material charter revisions).**

Yes



## n2. Summary of Charter Revisions

	Category (Select Best Description)	Specific Revision (150 word limit)	Date Approved by BOT (if applicable)	Date Approved by Authorizer (if applicable)
1	Change in student/family handbook	The school completed its annual revision of its student and family handbook in order to ensure compliance, clarify language for parents and students, and to reflect practice in schools.	June 15, 2022	N/a - only non-material revisions were made
2	Change in teacher/staff handbook	The school completed its annual revision of its employee handbook in order to ensure compliance and to best support all staff.	June 15, 2022	N/a - only non-material revisions were made
3				
4				
5				

### More revisions to add?

No

**o. Has your school's Board of Trustee's approved a budget for the 2021-2022 FY?**

Yes

**ATTESTATIONS**

**p. Individual Primarily Responsible for Submitting the Annual Report. (To write type in a phone number with an extension, please use this format: 123-456-7890-3. The dash and number 3 at the end of the phone number refers to the individual's phone extension. Do not type in the work extension or the abbreviation for it - just the dash and the extension number after the phone number).**

Name	Matt Scheiblin
Position	Manager, Data Reporting and Analysis
Phone/Extension	973-943-7665
Email	<a href="mailto:matthew.scheiblin@uncommonschoools.org">matthew.scheiblin@uncommonschoools.org</a>

**p. Our signatures (Executive Director/School Leader/Head of School and Board President) below attest that our school has reviewed, understands and will comply with the employee clearance and fingerprint requirements as outlined in Entry 10 and found in the [NYSED CSO Fingerprint Clearance Oct 2019 Memo](#). Click **YES** to agree.**

**Responses Selected:**

Yes

q. Our signatures (Executive Director/School Leader/Head of School and Board President) below attest that all of the information contained herein is truthful and accurate and that this charter school is in compliance with all aspects of its charter, and with all pertinent Federal, State, and local laws, regulations, and rules. We understand that if any information in any part of this report is found to have been deliberately misrepresented, that will constitute grounds for the revocation of our charter. Click **YES** to agree and then use the mouse on your PC or the stylus on your mobile device to sign your name).

**Responses Selected:**

Yes

**Signature, Head of Charter School**

Handwritten signature in black ink, appearing to be the initials 'DM'.

**Signature, President of the Board of Trustees**

Handwritten signature in black ink, appearing to be the initials 'LM III'.

**Date**

Jul 29 2022

**Thank you.**



## Entry 3 Accountability Plan Progress Reports

Incomplete

### Instructions

#### **SUNY-Authorized Charter Schools ONLY- Complete Template and Upload to Epicenter**

SUNY-authorized charter schools must download an Accountability Plan Progress Report template at [Accountability Plan Progress Report](#). After completing, SUNY-authorized charter schools must upload the document into the SUNY Epicenter system by **September 15, 2022**. SUNY CSI will forward to NYSED CSO.

**PLEASE NOTE: This is a required task, and it is marked optional for administrative purposes only.**

## Entry 4 - Audited Financial Statements

Incomplete

#### **Required of ALL Charter Schools**

**ALL SUNY-authorized charter schools** must upload the financial statements and related documents in PDF format into the SUNY Epicenter system no later than **November 1, 2022**. SUNY CSI will forward to NYSED CSO. **SUNY-authorized charter schools** are asked to ensure that security features such as password protection are turned off.

**ALL Regents, NYCDOE, and Buffalo BOE-authorized charter schools** must upload final, audited financial statements to the [Annual Report Portal](#) no later than **November 1, 2022**. Upload the independent auditor's report, any advisory and/or management letter, and the internal controls report as one submission, combined into a PDF file, ensuring that security features such as password protections are removed from all school uploaded documents.

**PLEASE NOTE: This task appears as visible and optional task in the online portal until August 1 2022 but will be identified as a required task thereafter and due on November 1, 2022. This is a required task, and it is marked optional for administrative purposes only.**

## Entry 4a - Audited Financial Report Template (SUNY)

Incomplete

#### **Instructions - SUNY-Authorized Charter Schools ONLY**

SUNY-authorized schools must download the Excel spreadsheet entitled "Audited Financial Report Template" at <http://www.newyorkcharters.org/fiscal/>. After completing, schools must upload the document into the SUNY Epicenter system no later than **November 1, 2022**. SUNY CSI will forward to NYSED CSO.

**PLEASE NOTE: This is a required task, and it is marked optional for administrative purposes only.**

## Entry 4c - Additional Financial Documents

Incomplete Hidden from applicant

**Instructions - Regents, NYCDOE and Buffalo BOE authorized schools** must upload financial documents and submit by **November 1, 2022**. The items listed below should be uploaded, with an explanation if not applicable or available. For example, a “federal Single Audit was not required because the school did not expend federal funds of more than the \$750,000 Threshold.”

1. Advisory and/or Management letter
2. Federal Single Audit
3. CSP Agreed-Upon Procedure Report
4. Evidence of Required Escrow Account for each school<sup>[1]</sup>
5. Corrective Action Plan for Audit Findings and Management Letter Recommendations

<sup>[1]</sup> Note: For BOR schools chartered or renewed after the 2017-2018 school year, the escrow account per school is \$100,000.

**PLEASE NOTE: This is a required task, and it is marked optional for administrative purposes only.**

## Entry 4d - Financial Services Contact Information

**Incomplete** Hidden from applicant

**Regents, NYCDOE, and Buffalo BOE authorized schools** should enter financial contact information directly into the form within the portal by **November 1, 2022**.

## Form for "Financial Services Contact Information"

### 1. School Based Fiscal Contact Information

	School Based Fiscal Contact Name	School Based Fiscal Contact Email	School Based Fiscal Contact Phone

### 2. Audit Firm Contact Information

	School Audit Contact Name	School Audit Contact Email	School Audit Contact Phone	Years Working With This Audit Firm

**3. If applicable, please provide contact information for the school's outsourced financial services firm.**

	Firm Name	Contact Person	Mailing Address	Email	Phone	Years With Firm

**Entry 5 - Fiscal Year 2022-2023 Budget**

**Incomplete**

**SUNY-authorized charter schools** should download the [2022-23 Budget and Quarterly Report Template and the 2022-23 Budget Narrative Questionnaire](#) from the SUNY website and upload the completed template into Epicenter. SUNY CSI will forward to NYSED CSO. **Due November 1, 2022.**

**Regents, NYCDOE, and Buffalo BOE authorized charter schools** should upload a copy of the school’s FY22 Budget using the [2022-2023 Budget Template](#) in the portal or from the Annual Report website. **Due November 1, 2022.**

The assumptions column should be completed for all revenue and expense items unless the item is self-explanatory. Where applicable, reference the page number or section in the application narrative that indicates the assumption being made. For instance, student enrollment would reference the applicable page number in Section I, C of the application narrative.

**PLEASE NOTE: This is a required task, and it is marked optional for administrative purposes only.**

**Entry 6 - Board of Trustees Disclosure of Financial Interest Form**

**Completed** Jul 29 2022

Due on August 1, 2022, each member of the charter school’s Board of Trustees who served on a charter school education corporation governing one or more charter schools for any period during the 2021-2022 school year must complete and sign a [Trustee Disclosure of Financial Interest Form](#). Acceptable signature formats include:

- Digitally certified PDF signature (i.e., DocuSign)
- Manual signature (1. download to print, 2. manually sign, 3. scan signed document to PDF, and 4. upload into portal)

All completed forms must be collected and uploaded in .PDF format for each individual member. **The education corporation is responsible for completing the form for trustees who left the board during the reporting year.**

Forms completed from past years will not be accepted. **Only the latest version of the form** (updated in April, 2022) is acceptable.).

Trustees serving on an education corporation that governs more than one school are not required to complete a separate disclosure for each school governed by the education corporation. In the Disclosure of Financial Interest Form, trustees must disclose information relevant to any of the schools served by the governing education corporation.

## [Ann Mathews](#)

**Filename:** Ann Mathews wjt2fKC.pdf **Size:** 433.2 kB

## [Brett Peiser](#)

**Filename:** Brett Peiser 7NrWYst.pdf **Size:** 2.3 MB

## [John Kim](#)

**Filename:** John Kim U99Q3kS.pdf **Size:** 648.8 kB

## [Joseph Wayland](#)

**Filename:** Joseph Wayland XWJCqQv.pdf **Size:** 317.9 kB

## [Chrystal Stokes Williams](#)

**Filename:** Chrystal Stokes Williams be2AnLu.pdf **Size:** 1.0 MB

## [Linton Mann](#)

**Filename:** Linton Mann yAjh0kx.pdf **Size:** 479.3 kB

## [Ekwutozia Nwabuzor](#)

**Filename:** Ekwutozia Nwabuzor eDTyYcd.pdf **Size:** 528.1 kB

## [Shakima Jones](#)

**Filename:** Shakima Jones DOPGKyB.pdf **Size:** 421.9 kB

## [Jabali Sawicki](#)

**Filename:** Jabali Sawicki 0k24x4b.pdf **Size:** 1.9 MB

## [Tony Pasquariello](#)

**Filename:** Tony Pasquariello 1vhtdIL.pdf **Size:** 132.2 kB

## [John Greenstein](#)

**Filename:** John Greenstein VWYB3k4.pdf **Size:** 893.3 kB

## **Entry 7 BOT Membership Table**

**Completed** Jul 29 2022

## **Instructions**

### **Required of ALL charter schools**

ALL charter schools or education corporations governing multiple schools must complete the Board of Trustees Membership Table within the online portal. Please be sure to include and identify parents who

are members of the Board of Trustees and indicate whether parents are voting or non-voting members.

## Entry 7 BOT Table

1. SUNY-AUTHORIZED charter schools are required to provide information for VOTING Trustees only.
2. REGENTS, NYCDOE, and BUFFALO BOE-AUTHORIZED charter schools are required to provide information for all --VOTING and NON-VOTING-- trustees.

### KINGS COLLEGIATE CHARTER SCHOOL 800000059786

#### Authorizer:

Who is the authorizer of your charter school?

SUNY

#### 1. 2021-2022 Board Member Information (Enter info for each BOT member)

	Trustee Name	Trustee Email Address	Position on the Board	Committee Affiliations	Voting Member Per By-Laws (Y/N)	Number of Terms Served	Start Date of Current Term (MM/DD/YYYY)	End Date of Current Term (MM/DD/YYYY)	Board Meetings Attended During 2021-2022
1	Linton Mann III		Chair	Executive, Academic	Yes	5	06/01/2022	06/01/2025	5 or less
2	Brett Peiser		Other	None	No	6	06/01/2022	06/01/2025	5 or less



3	Chrystal Stokes Williams		Other	Audit, Advocacy	Yes	4	06/01/2020	06/01/2023	5 or less
4	Ekwutozia U. Nwabuzor		Secretary	Executive, Academic	Yes	3	06/01/2022	06/01/2025	5 or less
5	John Greenstein		Other	Finance, Advocacy	Yes	5	06/01/2020	06/01/2023	5 or less
6	John Kim		Other	Finance	Yes	3	06/01/2022	06/01/2025	5 or less
7	Joseph F. Wayland		Treasurer	Executive, Finance	Yes	4	06/01/2022	06/01/2025	5 or less
8	Shakima Jones		Other	Advocacy, Finance, Academic	Yes	4	06/01/2022	06/01/2025	5 or less
9	Tony Pasquariello		Vice Chair	Executive, Audit	Yes	4	06/01/2021	06/01/2024	5 or less

**1a. Are there more than 9 members of the Board of Trustees?**

Yes

**1b. Board Member Information**

	Trustee Name	Trustee Email Address	Position on the Board	Committee Affiliations	Voting Member Per By-Laws (Y/N)	Number of Terms Served	Start Date of Current Term (MM/DD/YYYY)	End Date of Current Term (MM/DD/YYYY)	Board Meetings Attended During 2021-2022
10	Jabali Sawiki		Other	Academic	Yes	1	12/01/2019	06/01/2023	5 or less
11	Ann Mathews		Other	Academic	Yes	2	06/01/2021	06/01/2024	5 or less
12									
13									
14									
15									

**1c. Are there more than 15 members of the Board of Trustees?**

No

## 2. INFORMATION ABOUT MEMBERS OF THE BOARD OF TRUSTEES

1. SUNY-AUTHORIZED charter schools provide response relative to VOTING Trustees only.
2. REGENTS, NYCDOE, and BUFFALO BOE-AUTHORIZED charter schools provide a response relative to all trustees.

a. Total Number of BOT Members on June 30, 2022	10
b.Total Number of Members Added During 2021-2022	0
c. Total Number of Members who Departed during 2021-2022	0
d.Total Number of members, as set in Bylaws, Resolution or Minutes	10

### 3. Number of Board meetings held during 2021-2022

5

### 4. Number of Board meetings scheduled for 2022-2023

4

### Total number of Voting Members on June 30, 2022:

10

### Total number of Voting Members added during the 2021-2022 school year:

0

**Total number of Voting Members who departed during the 2021-2022 school year:**

0

**Total Maximum Number of Voting members in 2021-2022, as set by the board in bylaws, resolution, or minutes:**

10

Thank you.

## Entry 8 Board Meeting Minutes

**Incomplete** Hidden from applicant

### **Instructions - Required of Regents, NYCDOE, and Buffalo BOE Authorized Schools ONLY**

Schools must upload a complete set of monthly board meeting minutes (July 2021-June 2022), which should match the number of meetings held during the 2021-2022 school year, as indicated in the above table. The minutes provided must be the final version approved by the school's Board of Trustees and may be uploaded individually or as one single combined file. Board meeting minutes must be submitted by **August 1, 2022**.

## Entry 9 Enrollment & Retention

**Completed** Jul 29 2022

### [Instructions for submitting Enrollment and Retention Efforts](#)

#### **Required of ALL Charter Schools**

Describe the good faith efforts the charter school has made in 2021-2022 toward meeting targets to attract and retain the enrollment of Students with Disabilities (SWDs), English Language Learners (ELLs), and students who are economically disadvantaged. In addition, describe the school's plans for meeting or making progress toward meeting its enrollment and retention targets in 2022-2023.

## Entry 9 Enrollment and Retention of Special Populations

**Recruitment/Attraction Efforts Toward Meeting Targets**

	Describe Recruitment Efforts in 2021-2022	Describe Recruitment Plans in 2022-2023
	<ul style="list-style-type: none"> <li>• All Uncommon Schools in New York City worked together on community outreach and enrollment efforts. By combining our efforts and sharing information about all of our schools at one time, we were able to reach far more students in New York City than if our schools worked independently.</li> <li>• Uncommon Schools NYC hosted a network-wide Community Day, in which all Uncommon Schools have come together to canvass across Brooklyn, while simultaneously partnering with community organizations to host events in some of our biggest Community School Districts.</li> <li>• The School used a combined Uncommon Schools application that allowed families to apply to multiple Uncommon Schools with just one application. This made it easier for a family to learn about and access all of our schools and allows our schools to reach a broader population of students.</li> <li>• In addition to the combined Uncommon Schools application, the School participated in the New York City Charter School Center’s Common Application for all charter schools in NYC. By continuing to offer our application as part of the common application for all charter schools, we are able to reach an even broader population of students.</li> <li>• The School sent out multiple</li> </ul>	

## Economically Disadvantaged

mailings to prospective students throughout the year through Vanguard Direct, Inc., focusing on the zip codes near our schools that have the highest number of FRPL and ELL students. Materials were sent out in English and Spanish, and included a self-addressed, stamped envelope to limit the barrier to return the completed application.

- The School ran both English and Spanish language ads in the New York City Housing Authority Journal. On their website, the NYCHA Journal says they are “hand-delivered to each of the 178,000 apartments in NYCHA’s 334 public housing developments throughout the five boroughs.” It was also be distributed to more than 10,000 NYCHA employees, and mailed to elected officials and community leaders. It was also available through email subscription.
- The School ran both online and in-print Spanish language ads in El Diario – a Spanish language daily newspaper with high circulation throughout Brooklyn.
- The School partnered with El Diario to send a direct Spanish-language email to families that live within our school zip-codes and have school-aged children.
- The School ran advertisements for enrollment on buses with strategic routes throughout the CSDs we serve in Brooklyn.
- Additionally, we implemented an MTA bus shelter advertisement in high pedestrian traffic areas of the neighborhoods in which our

The school will continue the efforts at left to recruit economically disadvantaged students, and will also:

- Implement a more robust community canvassing plan that involves current families.
- Expand digital advertising efforts to reach a broader population.

schools are located to reach families from within our community school district. The bus shelter advertisements included school-specific information as well as information about our schools, programs, and populations served.

- The School visited the NYCHA sites within our neighborhood on multiple occasions to hang flyers, leave applications and speak with residents to ensure that residents of these locations were aware of our school and have the necessary information and materials needed to apply.
- The School ran a digital advertisement campaign that targeted families that live in zip codes near our schools and that have a high number of FRPL eligible and ELL students.
- The School participated in education, health, and career fairs in our school neighborhoods to share information about individual schools and our admissions and application process.
- In order to continue efforts to widely disseminate information about our School to prospective families, this year, the School worked with broadcasting agency, Entercom to run advertisements on two popular NYC radio stations.

See the response to “economically disadvantaged students” above. In addition, the school:

- Used Census tract data to

create maps showing the distributions of the populations of the top five most spoken languages after English.

- Using these maps, we created community canvassing walks for the School to take to travel through those neighborhoods. On the walks, school staff and families visited local stores, organizations, shelters, and apartment buildings and hung flyers and left brochures and applications in English and Spanish at each location. In addition, school staff spoke to residents along the way (in English and in Spanish) to spread the word about our schools.

- We will continue to translate all our outreach materials that are distributed by our schools. Materials were produced and disseminated in English and Spanish will include our enrollment website and online lottery and waitlist applications, paper lottery applications, full color brochures and flyers, posters, informational packets, and tear away information sheets.

- We utilized the New York City Charter School Center's Common Application, which is available to families in six different languages.

- We identified high priority local community organizations to reach out to, based on factors including location, age group served, and proximity to high non- English-speaking populations. Each organization received a call from the regional



## English Language Learners

admissions office by a fluent Spanish speaking staff member and a mailing including brochures, flyers and applications in all relevant languages.

- We met with the Committee for Hispanic Children, a non-profit referral service which helps Hispanic families find daycares, schools and enrichment programs for their students, to ensure that they were aware of our schools as an option for their families and provided them with outreach materials that they could share with the families that they serve.
- A Spanish speaking staff member was available at our admissions office by phone and email 40 hours a week during student recruitment season.
- We took advantage of the DOE's Over-the-phone Interpretation Services, which allowed our school staff members to communicate with a parent with the assistance of an interpreter on the phone. This service increased our capacity to connect with families who speak a wider range of languages.
- We also know that families of our current ELL students are our best resource to reach new ELL students. All families at our schools will continue to receive applications to distribute to family and friends in English and Spanish. Families of ELL students will continue to receive extra applications. In addition, we worked to identify ELL families interested in volunteering to

The school will continue the efforts at left to recruit ELL students, and will also:

- Implement a more robust community canvassing plan that involves current families.
- Expand digital advertising efforts to reach a broader population.
- Implement Spanish-Language transit advertisements.

support student admissions efforts. These families met with a school staff member to learn about a variety of ways that they could get the word out about our schools and distribute applications to others. These families were encouraged to speak at their churches, or other local organizations to spread the word about our schools.

- We ran Spanish language ads with El Diario - a Spanish publication with the largest readership increase than any other daily newspaper in New York. Uncommon Schools will also place bilingual advertisements in the NYCHA Journal and several neighborhood weekly publications throughout the student recruitment cycle.

- Uncommon Schools NYC ran Google and additional digital ads in Spanish so that families searching for information about schools in New York City in Spanish see ads for our school and be directed to our Spanish webpages and applications.

- Each applicant, whether they are selected in the lottery or placed on the waitlist, will receive a letter in both Spanish and English telling them the results of the lottery and the next steps to enrolling in the school.

See the response to “economically disadvantaged students” above. In addition, the school:

- Identified and targeted all preschools that are certified to offer services to students with

## Students with Disabilities

disabilities in our school communities. Head Starts will be included in this search, as they are mandated to serve a student body with at least 10% students with disabilities.

- Identified a list of preschools, Pre-K programs, and early childhood development centers that are high priority for our schools due to their location and student population. These high priority sites received calls, visits, and recruitment materials for both elementary and middle school.
- Worked to build strong connections with our Committee on Special Education to ensure they know we are an option for students, should they wish to recommend students to join us.
- Reached out to related service agencies that we work with/have worked with in the past, to talk about the supports we offer students and asked if they had any students who could be recommended to apply.
- Confirmed that application materials clearly stated that all students, including those with disabilities, are eligible to apply. This language appeared on our enrollment websites, Kindergarten and 5th grade lottery applications, waitlist applications for all grades, the brochures that were distributed to organizations and mail to 24,000 Brooklyn families, as well as in the presentations given at our information sessions.
- Our admissions office and school-based staff will continue

The school will continue the efforts at left to recruit students with disabilities, and will also:

- Implement a more robust community canvassing plan that involves current families.
- Expand digital advertising efforts to reach a broader population

	<p>to be trained on this question so that they could answer the concerns of any families of potential applicants with special needs who called in.</p> <ul style="list-style-type: none"> <li>• Revised our admissions brochure to explicitly mention our high-quality intervention programs that our schools offer of tutoring and small group instruction.</li> <li>• We created a one-page overview of Special Education Services at Uncommon to share with prospective families.</li> </ul>	
--	---	--

**Retention Efforts Toward Meeting Targets**

	Describe Retention Efforts in 2021-2022	Describe Retention Plans in 2022-2023
Economically Disadvantaged	<p>In accordance with our mission to prepare students for college, we want all of our students, including FRPL, ELL and students with disabilities, to stay with us through high school graduation. The School has had historically high levels of persistence for these sub-populations. We believe that creating high-quality educational program, hiring and training highly qualified teachers, and communicating regularly with families of all students has helped us to achieve high rates of persistence across our student body. We will continue to analyze our data to ensure that we are serving students from these populations as effectively as all other students and keeping them</p>	<p>We will continue the efforts described at left in 2022-23 to ensure that high numbers of economically disadvantaged students are given the supports they need to persist in the School.</p>

	in our schools in the same numbers.	
English Language Learners	See response for retention of economically disadvantaged students. In addition, each school has an English as a New Language teacher in its school, to more directly and completely ensure that students learning English are supported in the school and are provided with direct English instruction by a qualified teacher as needed.	We will continue the efforts described at left in 2022-23 to ensure that high numbers of ELL students are given the supports they need to persist in the School.
Students with Disabilities	See response for retention of economically disadvantaged students.	We will continue the efforts described at left in 2022-23 to ensure that high numbers of students with disabilities are given the supports they need to persist in the School.

## Entry 10 - Teacher and Administrator Attrition

Completed Jul 29 2022

### Form for "Entry 10 - Teacher and Administrator Attrition" Revised to Employee Fingerprint Requirements Attestation

## **A. TEACH System - Employee Clearance**

Charter schools must ensure that all prospective employees<sup>[1]</sup> receive clearance through [the NYSED Office of School Personnel Review and Accountability](#) (OSPRA) prior to employment. **This includes paraprofessionals and other school personnel who are provided or assigned by the district of location, or related/contracted service providers.** After an employee has been cleared, schools are required to maintain proof of such clearance in the file of each employee. For the safety of all students, charter schools must take immediate steps to terminate the employment of individuals who have been denied clearance. Once the employees have been terminated, the school must terminate the request for clearance in the TEACH system.

In the Annual Report, charter schools are asked to confirm that all employees have been cleared through the NYSED TEACH system; and, if denied clearance, confirm that the individual or employee has been removed from the TEACH system, and is not employed by the school.

<sup>[1]</sup> Employees who must be cleared include, but are not limited to, teachers, administrative staff, janitors, security personnel and cafeteria workers, and other staff who are present when children are in the school building. **This includes paraprofessionals and other school personnel that are provided or assigned by the district of location, as well as related/contracted service providers.** See NYSED memorandum dated October 1, 2019 at <http://www.nysed.gov/common/nysed/files/programs/charter-schools/employeefingerprintoct19.pdf> or visit the NYSED website at: <http://www.highered.nysed.gov/tsei/ospra/fingerprintingcharts.html> for more information regarding who must be fingerprinted. Also see, 8 NYCRR §87.2.

---

## **B. Emergency Conditional Clearances**

### **Emergency Conditional Clearances**

Charter schools are **strongly discouraged** from using the emergency conditional clearance provisions for prospective employees. This is because the school must request clearance through NYSED TEACH, and the school's emergency conditional clearance of the employee terminates automatically once the school receives notification from NYSED regarding the clearance request. Status notification is provided for all prospective employees through the NYSED TEACH portal within 48 hours after the clearance request is submitted. Therefore, at most, a school's emergency conditional clearance will be valid for only 48 hours after approval by the board.

Schools are not permitted to renew or in any way re-establish a prospective employee's emergency conditional clearance after status notification is sent by NYSED through the TEACH portal.

Schools are asked to attest that they have reviewed and understand these requirements. More information can be found in the memo at [NYSED CSO Employee Clearance and Fingerprint Memo 10-2019](#).

---

### **Attestation**

#### **Responses Selected:**

I hereby attest that the school has reviewed, understands, and will comply with these requirements.

## **Entry 11 Percent of Uncertified Teachers**

**Incomplete** Hidden from applicant

### **Instructions**

#### **Required of Regents, NYCDOE, and Buffalo BOE Authorized Charter Schools ONLY**

The table below reflects the information collected through the online portal for compliance with New York State Education Law 2854(3)(a-1) for teaching staff qualifications. Uncertified teachers are those not certified pursuant to the State Certification Requirements established by the NYSED Commissioner of Education.

Enter the relevant full-time equivalent (FTE) count of teachers in each column. For example, a school with 20 full-time teachers and 5 half-time teachers would have an FTE count of 22.5.

## **Entry 11 Uncertified Teachers**

**School Name:**

# Instructions for Reporting Percent of Uncertified Teachers

## Required of Regents, NYCDOE, and Buffalo BOE Authorized Charter Schools

The table below reflects the information collected through the online portal for compliance with New York State Education Law 2854(3)(a-1) for teaching staff qualifications. Uncertified teachers are those not certified pursuant to the State Certification Requirements established by the NYSED Commissioner of Education. Enter the relevant full-time equivalent (FTE) count of teachers in each column. For example, a school with 20 full-time teachers and 5 half-time teachers would have an FTE count of 22.5.

If more than one line applies to a teacher, please include in only one FTE uncertified category. Please do not include paraprofessionals, such as teacher aides.

### CATEGORY A. 30% OR 5 UNCERTIFIED TEACHERS WHICHEVER IS LESS

	FTE Count
i. FTE count of uncertified teacher with at least three years of elementary, middle or secondary classroom teaching experience (as of June 30, 2022)	
ii. FTE count of uncertified teachers who are tenured or tenure track college faculty (as of June 30, 2022)	
iii. FTE count of uncertified teachers with two years of Teach for America experience (as of June 30, 2022)	
iv. FTE count of uncertified teachers with exceptional business, professional, artistic, athletic, or military experience (as June 30, 2022)	
Total Category A: 5 or 30% whichever is less	0



**CATEGORY B. PLUS FIVE UNCERTIFIED TEACHERS IN MATHEMATICS, SCIENCE, COMPUTER SCIENCE, TECHNOLOGY OR CAREER AND TECHNICAL EDUCATION.**

	FTE Count
i. Mathematics	
ii. Science	
iii. Computer Science	
iv. Technology	
v. Career and Technical Education	
<b>Total Category B: not to exceed 5</b>	<b>0</b>

**CATEGORY C: PLUS 5 ADDITIONAL UNCERTIFIED TEACHERS**

	FTE Count
i. FTE count of uncertified teacher with at least three years of elementary, middle or secondary classroom teaching experience (as of June 30, 2022)	
ii. FTE count of uncertified teachers who are tenured or tenure track college faculty (as of June 30, 2022)	
iii. FTE count of uncertified teachers with two years of Teach for America experience (as of June 30, 2022)	
iv. FTE count of uncertified teachers with exceptional business, professional, artistic, athletic, or military experience (as June 30, 2022)	
<b>Total Category C: not to exceed 5</b>	<b>0</b>

**TOTAL FTE COUNT OF UNCERTIFIED TEACHERS (Sum of Categories A, B AND C)**

(Include teachers who do not fit in one of these categories or if did fit would exceed the numerical limits for that category)

	FTE Count
Total	

**CATEGORY D: TOTAL FTE COUNT OF UNCATEGORIZED, UNCERTIFIED TEACHERS**

(Include teachers who do not fit in one of these categories or if did fit would exceed the numerical limits for that category)

	FTE Count
Total Category D	

**CATEGORY E: TOTAL FTE COUNT OF CERTIFIED TEACHERS**

	FTE Count
Total Category E	

**CATEGORY F: TOTAL FTE COUNT OF ALL TEACHERS**

Please do not include paraprofessionals, such as teacher aides.

	FTE Count
Total Category F	

**Thank you.**



**Entry 12 Organization Chart**

**Incomplete** Hidden from applicant

## Instructions

### **Required of Regents, NYCDOE, and Buffalo BOE Authorized Charter Schools ONLY**

Upload the 2021-2022 **Organization Chart**. The organization chart should include position titles and reporting relationships. Employee names should **not** appear on the chart.

## Entry 13 School Calendar

Completed Jul 29 2022

[Instructions for submitting School Calendar](#)

### **Required of ALL Charter Schools**

If the charter school has a tentative calendar based on available information and guidance at the time, please submit with the August 1, 2022 submission. Charter schools must upload a final school calendar into the portal and may do so at any time but no later than **September 15, 2022**.

School calendars must meet the [minimum instructional requirements](#) as required of other public schools “... *unless the school’s charter requires more instructional time than is required under the regulations.*”

Board of Regents-authorized charter schools also are required to submit school calendars that clearly indicate the start and end date of the instructional year AND the number of instructional hours and/or instructional days for each month. See an example of a calendar showing the requested information. Schools are encouraged to use a calendar template and ensure there is a monthly tally of instructional days.

**PLEASE NOTE: This is a required task, and it is marked optional for administrative purposes only.**

### **Uncommon Schools NYSED Annual Report 2022-23 Calendar**

Filename: Uncommon Schools NYSED Annual Repo IFUmN19.pdf Size: 205.9 kB

## Entry 14 Links to Critical Documents on School Website

Completed Jul 29 2022

### Instructions

#### **Required of ALL Charter Schools noting that SUNY-authorized charter schools are not required to submit item 5: Authorizer-approved DASA policy and NYSED-Approved School Discipline Policy**

By law, each charter school is required to maintain certain notices and policies listed on its website. Please insert the [link](#) from the school’s website for each of the items:

1. Current Annual Report (i.e., 2021-2022 Annual Report);[\[1\]](#)
2. Board meeting notices, agendas and documents;
3. New York State School Report Card;
4. Authorizer-approved DASA Policy and NYSED-Approved School Discipline Policy **(For Regents, NYCDOE, and Buffalo BOE-Authorized Charter Schools ONLY)**;
5. District-wide safety plan, not a building level safety plan (as per the September 2021 [Emergency Response Plan Memo](#));
6. Authorizer-approved FOIL Policy; and
7. Subject matter list of FOIL records. (Example: See [NYSED Subject Matter List](#))

[1] Each charter school is required to make the Annual Report publicly available by August 1 and to post on their respective charter school website. Each school should post an updated and complete version to include accountability data and financial statements that are not or may not be available until after the August deadline (i.e., Repost when financials have been submitted in November.)

## **Form for Entry 14 Links to Critical Documents on School Website**

**School Name: Kings Collegiate Charter School**

---

**Required of ALL Charter Schools noting that SUNY-authorized charter schools are not required to submit item 4: Authorizer-approved DASA policy and NYSED-Approved School Discipline Policy**

**By law, each charter school is required to maintain certain notices and policies listed on its website. Please insert the link from the school’s website for each of the items:**

	Link to Documents
1. Current Annual Report (i.e., 2021-2022 Annual Report)	<a href="https://nyc.uncommonschools.org/family-resources/">https://nyc.uncommonschools.org/family-resources/</a>
2. Board meeting notices, agendas and documents	<a href="https://nyc.uncommonschools.org/board-of-trustees/">https://nyc.uncommonschools.org/board-of-trustees/</a>
3. New York State School Report Card	<a href="https://data.nysed.gov/essa.php?instid=800000059786&amp;year=2021&amp;createreport=1&amp;allchecked=1&amp;OverallStatus=1&amp;section_1003=1&amp;EMStatus=1&amp;EMchronic=1&amp;HSchronic=1&amp;38ELA=1&amp;38MATH=1&amp;48SCI=1&amp;regents=1&amp;cohort=1&amp;naep=1&amp;expend=1&amp;staffqual=4&amp;gradrate=1&amp;feddata=1">https://data.nysed.gov/essa.php?instid=800000059786&amp;year=2021&amp;createreport=1&amp;allchecked=1&amp;OverallStatus=1&amp;section_1003=1&amp;EMStatus=1&amp;EMchronic=1&amp;HSchronic=1&amp;38ELA=1&amp;38MATH=1&amp;48SCI=1&amp;regents=1&amp;cohort=1&amp;naep=1&amp;expend=1&amp;staffqual=4&amp;gradrate=1&amp;feddata=1</a>
4. Authorizer-approved DASA Policy and NYSED-Approved School Discipline Policy (For Regents, NYCDOE, and Buffalo BOE-Authorized Charter Schools ONLY)	<a href="https://nyc.uncommonschools.org/family-resources/">https://nyc.uncommonschools.org/family-resources/</a>
5. District-wide safety plan, not a building level safety plan (as per the September 2021 Emergency Response Plan Memo)	<a href="https://nyc.uncommonschools.org/family-resources/">https://nyc.uncommonschools.org/family-resources/</a>
6. Authorizer-approved FOIL Policy	<a href="https://nyc.uncommonschools.org/family-resources/">https://nyc.uncommonschools.org/family-resources/</a>
7. Subject matter list of FOIL records. (Example: See NYSED Subject Matter List)	<a href="https://nyc.uncommonschools.org/family-resources/">https://nyc.uncommonschools.org/family-resources/</a>

**Thank you.**



## **Entry 15 Staff Roster**

**Incomplete** Hidden from applicant

### **INSTRUCTIONS**

**Required of Regents and NYCDOE-authorized Charter Schools ONLY**

Please click on the MS Excel [Faculty/Staff Roster Template](#) and provide the following information for **ANY and ALL** instructional and non-instructional employees.

**Use of the 2021-2022 Annual Report Faculty/Staff roster template is required. Each of the data elements, with the exception of the Notes, are required, and use of the drop-down options, when provided, is also required. Reminders:** Please use the notes section provided to add any additional information as deemed necessary. Failure to adhere to the guidelines and validations in the Staff Roster Template will result in a resubmission of a fully corrected roster.

Please note the roster should include all staff employed any point from July 1, 2021 to June 30, 2022, including those employed on June 30th.

**UNCOMMON NEW YORK CITY CHARTER SCHOOLS**

**BROOKLYN, NEW YORK**

**AUDITED FINANCIAL STATEMENTS**

**OTHER FINANCIAL INFORMATION**

**AND**

**INDEPENDENT AUDITOR'S REPORTS**

**JUNE 30, 2022**

**(With Comparative Totals for 2021)**



**MENGEL METZGER BARR & CO. LLP**

Certified Public Accountants

## CONTENTS

<u>AUDITED FINANCIAL STATEMENTS</u>	<u>PAGE</u>
Independent Auditor's Report	3
Statement of Financial Position	5
Statement of Activities and Changes in Net Assets	6
Statement of Functional Expenses	7
Statement of Cash Flows	8
Notes to Financial Statements	9
 <u>OTHER FINANCIAL INFORMATION</u>	
Independent Auditor's Report on Other Financial Information	23
Combining Statement of Activities and Net Assets by Charter	24
Statement of Functional Expenses by Charter:	
Bedford Stuyvesant Collegiate	27
Brooklyn East Collegiate	28
Brownsville Collegiate	29
Williamsburg Collegiate	30
Ocean Hill Collegiate	31
King's Collegiate	32
Excellence Boys	33
Excellence Girls	34
Leadership Preparatory Bedford Stuyvesant	35
Leadership Preparatory Brownsville	36
Leadership Preparatory Ocean Hill	37
Leadership Preparatory Canarsie	38



INDEPENDENT AUDITOR'S REPORT

Board of Trustees  
Uncommon New York City Charter Schools

**Report on the Audit of the Financial Statements**

**Opinion**

We have audited the accompanying financial statements of Uncommon New York City Charter Schools which comprise the statement of financial position as of June 30, 2022, and the related statements of activities and changes in net assets, functional expenses and cash flows for the year then ended, and the related notes to the financial statements.

In our opinion, the financial statements referred to above present fairly, in all material respects, the financial position of Uncommon New York City Charter Schools as of June 30, 2022, and the changes in its net assets and its cash flows for the year then ended in conformity with accounting principles generally accepted in the United States of America.

**Basis for Opinion**

We conducted our audits in accordance with auditing standards generally accepted in the United States of America (GAAS). Our responsibilities under those standards are further described in the Auditor's Responsibilities for the Audit of the Financial Statements section of our report. We are required to be independent of Uncommon New York City Charter Schools, and to meet our other ethical responsibilities, in accordance with the relevant ethical requirements relating to our audits. We believe that the audit evidence we have obtained is sufficient and appropriate to provide a basis for our audit opinion.

**Responsibilities of Management for the Financial Statements**

Management is responsible for the preparation and fair presentation of these financial statements in accordance with accounting principles generally accepted in the United States of America; this includes the design, implementation, and maintenance of internal control relevant to the preparation and fair presentation of financial statements that are free from material misstatement, whether due to fraud or error.

In preparing the financial statements, management is required to evaluate whether there are conditions or events, considered in the aggregate, that raise substantial doubt about Uncommon New York City Charter Schools ability to continue as a going concern for one year after the date that the financial statements are available to be issued.

### **Auditor's Responsibilities for the Audit of the Financial Statements**

Our objectives are to obtain reasonable assurance about whether the financial statements as a whole are free from material misstatement, whether due to fraud or error, and to issue an auditor's report that includes our opinion. Reasonable assurance is a high level of assurance but is not absolute assurance and therefore is not a guarantee that an audit conducted in accordance with GAAS will always detect a material misstatement when it exists. The risk of not detecting a material misstatement resulting from fraud is higher than for one resulting from error, as fraud may involve collusion, forgery, intentional omissions, misrepresentations, or the override of internal control. Misstatements are considered material if there is a substantial likelihood that, individually or in the aggregate, they would influence the judgment made by a reasonable user based on the financial statements.

In performing an audit in accordance with GAAS, we:

- Exercise professional judgment and maintain professional skepticism throughout the audit.
- Identify and assess the risks of material misstatement of the financial statements, whether due to fraud or error, and design and perform audit procedures responsive to those risks. Such procedures include examining, on a test basis, evidence regarding the amounts and disclosures in the financial statements.
- Obtain an understanding of internal control relevant to the audit in order to design audit procedures that are appropriate in the circumstances, but not for the purpose of expressing an opinion on the effectiveness of Uncommon New York City Charter Schools internal control. Accordingly, no such opinion is expressed.
- Evaluate the appropriateness of accounting policies used and the reasonableness of significant accounting estimates made by management, as well as evaluate the overall presentation of the financial statements.
- Conclude whether, in our judgment, there are conditions or events, considered in the aggregate, that raise substantial doubt about Uncommon New York City Charter Schools ability to continue as a going concern for a reasonable period of time.

We are required to communicate with those charged with governance regarding, among other matters, the planned scope and timing of the audit, significant audit findings, and certain internal control-related matters that we identified during the audit.

### **Report on Summarized Comparative Information**

We have previously audited Uncommon New York City Charter Schools' June 30, 2021 financial statements, and we expressed an unmodified opinion on those audited financial statements in our report dated October 28, 2021. In our opinion, the summarized comparative information presented herein as of and for the year ended June 30, 2021 is consistent, in all material respects, with the financial statements from which it has been derived.

### **Other Report Required by Government Auditing Standards**

In accordance with *Government Auditing Standards*, we have also issued our report dated October 28, 2022 on our consideration of Uncommon New York City Charter Schools internal control over financial reporting and on our tests of its compliance with certain provisions of laws, regulations, contracts and grant agreements, and other matters. The purpose of that report is to describe the scope of our testing of internal control over financial reporting and compliance and the results of that testing, and not to provide an opinion on the internal control over financial reporting or on compliance. That report is an integral part of an audit performed in accordance with *Government Auditing Standards* and should be considered in assessing the results of our audit.

*Mengel, Metzger, Baw & Co. LLP*

Rochester, New York  
October 28, 2022

UNCOMMON NEW YORK CITY CHARTER SCHOOLS

STATEMENT OF FINANCIAL POSITION

JUNE 30, 2022

(With Comparative Totals for 2021)

<u>ASSETS</u>	<u>June 30,</u>	
	<u>2022</u>	<u>2021</u>
<u>CURRENT ASSETS</u>		
Cash	\$ 2,994,034	\$ 1,962,553
Investments	113,207,462	88,100,345
Grants and contracts receivables	5,343,185	6,726,864
Accounts receivable	156,786	75,735
Prepaid expenses	<u>6,598,381</u>	<u>6,404,983</u>
TOTAL CURRENT ASSETS	128,299,848	103,270,480
<u>PROPERTY AND EQUIPMENT, net</u>	14,773,092	18,717,099
<u>CASH IN ESCROW</u>	<u>384,253</u>	<u>383,524</u>
TOTAL ASSETS	<u>\$ 143,457,193</u>	<u>\$ 122,371,103</u>
 <u>LIABILITIES AND NET ASSETS</u>		
<u>CURRENT LIABILITIES</u>		
Accounts payable and accrued expenses	\$ 9,670,000	\$ 6,443,735
Deferred revenue	<u>1,823,536</u>	<u>-</u>
TOTAL LIABILITIES	11,493,536	6,443,735
 <u>NET ASSETS</u>		
Without donor restrictions:		
Undesignated	84,904,657	68,868,360
Designated for stability fund	<u>47,059,000</u>	<u>47,059,008</u>
TOTAL NET ASSETS	<u>131,963,657</u>	<u>115,927,368</u>
TOTAL LIABILITIES AND NET ASSETS	<u>\$ 143,457,193</u>	<u>\$ 122,371,103</u>

The accompanying notes are an integral part of the financial statements.

UNCOMMON NEW YORK CITY CHARTER SCHOOLS

STATEMENT OF ACTIVITIES AND CHANGES IN NET ASSETS

YEAR ENDED JUNE 30, 2022  
 (With Comparative Totals for 2021)

	Year ended June 30,	
	2022	2021
Revenue, gains and other support:		
Public school district:		
Resident student enrollment	\$ 134,767,395	\$ 139,315,713
Students with disabilities	9,836,722	10,513,286
Grants and contracts:		
Federal - Title and IDEA	5,358,957	5,146,873
Federal - Other	13,750,105	4,027,651
Other support:		
In-kind donations	40,912,791	42,051,698
TOTAL REVENUE, GAINS AND OTHER SUPPORT	204,625,970	201,055,221
Expenses:		
Program services		
Regular education	161,406,465	149,756,837
Special education	11,857,172	11,139,883
TOTAL PROGRAM SERVICES EXPENSES	173,263,637	160,896,720
Management and general	15,473,864	15,098,724
TOTAL OPERATING EXPENSES	188,737,501	175,995,444
SURPLUS FROM SCHOOL OPERATIONS	15,888,469	25,059,777
Support and other revenue:		
Contributions:		
Foundations	6,693	1,141,536
Miscellaneous income	34,610	41,494
Interest income	106,517	25,753
TOTAL SUPPORT AND OTHER REVENUE	147,820	1,208,783
CHANGE IN NET ASSETS	16,036,289	26,268,560
Net assets at beginning of year	115,927,368	89,658,808
NET ASSETS AT END OF YEAR	\$ 131,963,657	\$ 115,927,368

The accompanying notes are an integral part of the financial statements.



UNCOMMON NEW YORK CITY CHARTER SCHOOLS

STATEMENT OF FUNCTIONAL EXPENSES

YEAR ENDED JUNE 30, 2022

(With Comparative Totals for 2021)

	Year ended June 30,					
	No. of positions	2022			2021	
		Regular education	Program Services Special education	Total	Support Services Management and General	Total
Personnel services costs:						
Administrative staff personnel	363	\$ 16,846,965	\$ 1,239,000	\$ 18,085,965	\$ 22,732,744	\$ 25,266,203
Instructional personnel	1,087	53,583,286	3,963,283	57,546,569	57,546,569	52,105,846
Non-instructional personnel	-	-	-	-	-	97,789
Total salaries and staff	1,450	70,430,251	5,202,283	75,632,534	80,279,313	77,469,838
Fringe benefits and payroll taxes						
Retirement		11,147,974	828,485	11,976,459	708,343	12,684,802
Management company fees		891,345	66,752	958,097	56,513	1,014,610
Legal services		17,087,529	1,243,528	18,331,057	3,234,893	21,565,950
Accounting and audit services		-	-	-	142,376	145,609
Other professional and consulting services		-	-	-	275,000	177,889
Building rent		1,025,439	80,497	1,105,936	1,107,005	2,665,953
In-kind rent		69,138	5,771	74,909	-	64,220
Repairs and maintenance		37,658,074	2,702,223	40,360,297	-	41,482,003
Insurance		1,459,169	129,480	1,588,649	-	1,379,493
Utilities		592,275	60,871	653,146	1,269,894	1,333,761
Supplies and materials		2,376,576	174,557	2,551,133	984,679	1,149,513
Equipment/Furnishings		285,402	18,888	304,290	1,681,529	1,606,959
Staff development		1,744,210	129,332	1,873,542	95,666	92,304
Marketing and recruitment		1,656,480	123,593	1,780,073	-	2,564,430
Technology		5,626,326	412,344	6,038,670	772,570	145,822
Food service		13,290	919	14,209	-	2,319,031
Student services		2,776,681	207,181	2,983,862	-	296
Office expense		1,372,273	101,137	1,473,410	1,386,073	866,124
Depreciation and amortization		4,875,766	345,983	5,221,749	52,118	2,402,123
Other		318,267	23,348	341,615	166,362	5,224,879
		\$ 161,406,465	\$ 11,857,172	\$ 173,263,637	\$ 15,473,864	\$ 175,995,444

The accompanying notes are an integral part of the financial statements.

UNCOMMON NEW YORK CITY CHARTER SCHOOLS

STATEMENT OF CASH FLOWS

YEAR ENDED JUNE 30, 2022  
(With Comparative Totals for 2021)

	Year ended June 30,	
	2022	2021
<u>CASH FLOWS - OPERATING ACTIVITIES</u>		
Change in net assets	\$ 16,036,289	\$ 26,268,560
Adjustments to reconcile change in net assets to net cash provided from operating activities:		
Bad debt expense	108,151	52,320
Depreciation and amortization	5,273,867	5,224,879
Changes in certain assets and liabilities affecting operations:		
Grants and contracts receivable	1,383,679	(3,291,436)
Accounts receivable	(189,202)	1,862,583
Prepaid expenses and other current assets	(193,398)	(2,128,196)
Accounts payable and accrued expenses	3,196,655	983,955
Deferred revenue	1,823,536	(63,697)
NET CASH PROVIDED FROM OPERATING ACTIVITIES	27,439,577	28,908,968
<u>CASH FLOWS - INVESTING ACTIVITIES</u>		
Purchases of property and equipment	(1,300,250)	(7,926,801)
Purchases of investments	(25,107,117)	(24,131,499)
NET CASH USED FOR INVESTING ACTIVITIES	(26,407,367)	(32,058,300)
NET INCREASE (DECREASE) IN CASH AND RESTRICTED CASH	1,032,210	(3,149,332)
Cash and restricted cash at beginning of year	2,346,077	5,495,409
CASH AND RESTRICTED CASH AT END OF YEAR	\$ 3,378,287	\$ 2,346,077
<u>SUPPLEMENTAL DISCLOSURE OF CASH FLOW INFORMATION</u>		
Purchases of property and equipment included in accounts payable	\$ (29,610)	\$ (123,334)
Reconciliation of cash and restricted cash reported within the statement of financial position that sum to the total amounts shown in the statement of cash flows:		
Cash	\$ 2,994,034	\$ 1,962,553
Cash in escrow	384,253	383,524
Total cash and restricted cash shown in the statement of cash flows	\$ 3,378,287	\$ 2,346,077

The accompanying notes are an integral part of the financial statements.

UNCOMMON NEW YORK CITY CHARTER SCHOOLS

NOTES TO FINANCIAL STATEMENTS

JUNE 30, 2022

(With Comparative Totals for 2021)

NOTE A: THE CHARTER SCHOOL AND SUMMARY OF SIGNIFICANT ACCOUNTING POLICIES

The Charter School

Uncommon New York City Charter Schools (the “Charter School”), is an educational corporation operating as a group of charter schools in the borough of Brooklyn, New York City. The Charter School’s mission is to ensure academic success for children in grades K through 12. The Charter School prepares students to excel in demanding high schools and colleges and to contribute to their communities as leaders. Through educational success, students earn opportunities in life for themselves and their communities.

Financial Statement presentation

The financial statements of the Charter School have been prepared on the accrual basis of accounting in conformity with accounting principles generally accepted in the United States of America (GAAP). The Charter School reports information regarding its financial position and activities according to two classes of net assets: net assets without donor restrictions and net assets with donor restrictions.

These classes of net assets are defined as follows:

*Net Assets With Donor Restrictions* – Net assets subject to donor (or certain grantor) imposed restrictions. Some donor-imposed restrictions are temporary in nature, such as those that will be met by the passage of time or other events specified by the donor. Other donor-imposed restrictions are perpetual in nature, where the donor stipulates that resources be maintained in perpetuity. Donor-imposed restrictions are released when a restriction expires, that is, when the stipulated time has elapsed, when the stipulated purpose for which the resource was restricted has been fulfilled, or both. There were no net assets with donor restrictions at June 30, 2022 and 2021.

*Net Assets Without Donor Restrictions* – The net assets over which the Governing Board has discretionary control to use in carrying on the Charter School’s operations in accordance with the guidelines established by the Charter School. The Board may designate portions of the current net assets without donor restrictions for specific purposes, projects or investment.

Revenue recognition

Revenue from Exchange Transactions: The Charter School recognizes revenue in accordance with Financial Accounting Standards Board (FASB) Accounting Standards Update (ASU) 2014-09, Revenue from Contracts with Customers, as amended. ASU 2014-09 applies to exchange transactions with customers that are bound by contracts or similar arrangements and establishes a performance obligation approach to revenue recognition. The Charter School’s public school district resident student enrollment and student with disabilities revenue qualifies as exchange transactions and the revenues are recognized over time.

UNCOMMON NEW YORK CITY CHARTER SCHOOLS

NOTES TO FINANCIAL STATEMENTS, Cont'd

JUNE 30, 2022

(With Comparative Totals for 2021)

NOTE A: THE CHARTER SCHOOL AND SUMMARY OF SIGNIFICANT ACCOUNTING POLICIES, Cont'd

Public school district revenue

The Charter School recognizes revenue as educational programming is provided to students throughout the year. The Charter School earns public school district revenue based on the approved per pupil tuition rate of the public school district in which the pupil resides. The amount received each year from the resident district is the product of the approved per pupil tuition rate and the full-time equivalent student enrollment of the School. Each NYS school district has a fixed per pupil tuition rate which is calculated annually by NYSED in accordance with NYS Education Law. Amounts are billed in advance every other month and payments are typically received in six installments during the year. At the end of each school year, a reconciliation of actual enrollment to billed enrollment is performed and any additional amounts due or excess funds received are agreed upon between the Charter School and the district(s) and are paid or recouped. Additional funding is available for students requiring special education services. The amount of additional funding is dependent upon the length of time and types of services provided by the Charter School to each student, subject to a maximum amount based upon a set rate for each district as calculated by NYSED.

The following table summarizes contract balances at their respective statement of financial position dates:

	<u>June 30,</u>		
	<u>2022</u>	<u>2021</u>	<u>2020</u>
Accounts receivable	\$ 91,900	\$ 7,449	\$ 1,763,857

Contributions

The Charter School recognizes contributions when cash, securities or other assets, an unconditional promise to give, or a notification of a beneficial interest is received. Conditional promises to give, that is, those with a measurable performance or other barrier, and a right of return, are not recognized until the conditions on which they depend have been substantially met.

Contributions received are recorded in the appropriate class of net assets depending on the existence of any donor restrictions. A contribution that is received and expended in the same year for a specific purpose is classified as revenue without donor restrictions.

Contributions are recorded as restricted support if they are received with donor stipulations that limit the use of the donated assets. When a donor restriction expires, that is, when a stipulated purpose restriction is accomplished, net assets with donor restrictions are reclassified to net assets without donor restrictions and reported in the statement of activities and changes in net assets as net assets released from restrictions.

Cash

Cash balances are maintained at financial institutions located in New York and are insured by the Federal Deposits Insurance Corporation up to \$250,000 at each institution. In the normal course of business, the cash account balances at any given time may exceed insured limits. However, the Charter School has not experienced any losses in such accounts and does not believe it is exposed to significant risk in cash.



UNCOMMON NEW YORK CITY CHARTER SCHOOLS

NOTES TO FINANCIAL STATEMENTS, Cont'd

JUNE 30, 2022

(With Comparative Totals for 2021)

NOTE A: THE CHARTER SCHOOL AND SUMMARY OF SIGNIFICANT ACCOUNTING POLICIES, Cont'd

Grant revenue

Some of the Charter School's revenue is derived from cost-reimbursable federal and state contracts and grants, which are conditioned upon certain performance requirements and/or the incurrence of allowable qualifying expenses. Amounts received are recognized as revenue when the Charter School has incurred expenditures in compliance with specific contract or grant provisions. Certain grants are subject to audit and retroactive adjustments by its funders. Any changes resulting from these audits are recognized in the year they become known. Qualifying expenditures that have been incurred but are yet to be reimbursed are reported as grants receivable in the accompanying statement of financial position. Amounts received prior to incurring qualifying expenditures are reported as deferred revenue in the accompanying statement of financial position. The amount reported as deferred revenue at June 30, 2022 amounted to \$1,823,536. There were no amounts reported as deferred revenue at June 30, 2021. The Organization received cost-reimbursement grants of approximately \$52,000 and \$122,000 that have not been recognized at June 30, 2022 and 2021, respectively, because qualifying expenditures have not yet been incurred.

Investments

Investments are maintained in accordance with the Charter School's Cash Management and Investment Policy. The goals of this policy are the preservation of principal, the maintenance of liquidity, and to obtain a competitive return on investment subject to prevailing market conditions and safe and sound investment practices. The policy was adopted by the Board in March 2019 and, as of June 30, 2022 and 2021, all funds are held in a money market fund. As the policy is put into place, the funds will be separated into the following three portfolios:

- The operating portfolio will be invested in short-term instruments to fund the daily operating needs of the Charter School and fund any capital outlays anticipated in the next 2 months. This portfolio will consist of no less than two months' worth of operating expenses and shall be continuously invested in readily available funds such as money market funds or bank deposits.
- The reserve portfolio, if sufficient funds are available, will be invested in short-term instruments to fund daily operating needs and capital outlays within the next twelve months. Assets within this portfolio will be permitted to have investments maturing in one year or less.
- The strategic portfolio, if sufficient funds are available, will be invested to fund operating needs anticipated over the next three years. This portfolio allows for investments with stated maturities of up to three years from the purchase date. Maturities are to be laddered to ensure flexibility of and access to funds in this portfolio.

Grants and other receivables and accounts receivable

Grants and other receivables and accounts receivable are stated at the amount management expects to collect from outstanding balances. Management provides for probable uncollectible amounts based on its assessment of the current status of individual receivables from grants, agencies and others. Balances that are still outstanding after management has used reasonable collection efforts are written off against the allowance for doubtful accounts. There was no allowance for doubtful accounts at June 30, 2022 or 2021.

UNCOMMON NEW YORK CITY CHARTER SCHOOLS

NOTES TO FINANCIAL STATEMENTS, Cont'd

JUNE 30, 2022

(With Comparative Totals for 2021)

NOTE A: THE CHARTER SCHOOL AND SUMMARY OF SIGNIFICANT ACCOUNTING POLICIES, Cont'd

Property and equipment

Property and equipment are recorded at cost. Depreciation is computed using the straight-line method on a basis considered adequate to depreciate the assets over their estimated useful lives, which range from three to ten years.

Major renewals and betterments are capitalized, while repairs and maintenance are charged to operations as incurred. Upon sale or retirement, the related cost and allowances for depreciation are removed from the accounts and the related gain or loss is reflected in operations.

Cash in escrow

Cash is held by the Charter School as an escrow account in accordance with the terms of their charter agreement. The amount in escrow as of June 30, 2022 and 2021 was \$384,253 and \$383,524, respectively. The escrow account is restricted to fund legal and other costs should the Charter School cease operations and dissolve.

Tax exempt status

The Charter School is a tax-exempt organization under section 501(c)(3) of the Internal Revenue Code and applicable state regulations and, accordingly, is exempt from federal and state taxes on income.

The Charter School files Form 990 tax returns in the U.S. federal jurisdiction. The tax returns for the years ended June 30, 2019 through June 30, 2022 are still subject to potential audit by the IRS. Management of the Charter School believes it has no material uncertain income tax positions and, accordingly it will not recognize any liability for unrecognized tax benefits.

Contributed services

The Charter School receives contributed services from volunteers to develop its academic program and to serve on the board of trustees. These services are not valued in the financial statements because they do not require "specialized skills" and would typically not be purchased if they were not contributed.

Use of estimates in the preparation of financial statements

The preparation of financial statements in conformity with accounting principles generally accepted in the United States of America requires management to make estimates and assumptions that affect the reported amounts of assets and liabilities and disclosure of contingent assets and liabilities at the date of the financial statements and the reported amounts of revenue and expenses during the reporting period. Actual results could differ from those estimates.

Functional allocation of expenses

The financial statements report certain categories of expenses that are attributed to more than one program or supporting function. Therefore, expenses require allocation on a reasonable basis that is consistently applied. All expenses that are allocated to more than one program or supporting function are allocated on the basis of estimates of time and effort.

UNCOMMON NEW YORK CITY CHARTER SCHOOLS

NOTES TO FINANCIAL STATEMENTS, Cont'd

JUNE 30, 2022

(With Comparative Totals for 2021)

NOTE A: THE CHARTER SCHOOL AND SUMMARY OF SIGNIFICANT ACCOUNTING POLICIES, Cont'd

Adoption of new accounting standard - gifts-in-kind

In September 2020, the FASB issued a new accounting update to improve transparency in the reporting of contributed nonfinancial assets, also known as gifts-in-kind. The update requires not-for-profit entities to present contributed nonfinancial assets separately on the statement of activities, apart from contributions of cash and other financial assets. In addition, the update requires not-for-profit entities to disclose in the notes to the financial statements a breakout of the different types of gifts-in-kind recognized, any donor restrictions associated with the gift, the valuation technique(s) used to arrive at the fair value measure, whether or not the gift-in-kind was monetized, and any policies on monetization. The update is effective for fiscal years beginning after June 15, 2021 and will be applied on a retrospective basis. The Charter School adopted this standard during the year ended June 30, 2022. See Note B.

New accounting pronouncement - leases

In February 2016, the FASB issued a new standard related to leases to increase transparency and comparability among entities by requiring the recognition of right-of-use ("ROU") assets and lease liabilities on the statement of financial position. Most prominent among the changes in the standard is the recognition of ROU assets and lease liabilities by lessees for those leases classified as operating leases under current U.S. GAAP. For nonpublic entities, the FASB voted on May 20, 2020, to extend the guidance in this new standard to be effective for fiscal years beginning after December 15, 2021, and interim periods within fiscal years beginning after December 15, 2022. The Charter School is currently evaluating the provisions of this standard to determine the impact the new standard will have on the Charter School's financial position or results of operations.

Reclassifications

Certain prior year amounts have been reclassified to conform with present year presentation.

Subsequent events

The Charter School has conducted an evaluation of potential subsequent events occurring after the statement of financial position date through October 28, 2022 which is the date the financial statements are available to be issued. No subsequent events requiring disclosure were noted.

UNCOMMON NEW YORK CITY CHARTER SCHOOLS

NOTES TO FINANCIAL STATEMENTS

JUNE 30, 2022

(With Comparative Totals for 2021)

NOTE B: IN-KIND CONTRIBUTIONS

The following table outlines the breakout of the different types of gifts-in-kind recognized, the programs that benefited from the gift-in kind, any donor restrictions associated with the gift, and the valuation technique(s) used to arrive at the fair value measurement:

		<u>June 30, 2022</u>		
<u>Contributed Nonfinancial Assets</u>	<u>Revenue Recognized</u>	<u>Utilization in Programs / Activities</u>	<u>Donor Restrictions</u>	<u>Valuation Techniques and Inputs</u>
School Building. Value of contributed space	\$ 40,360,297	Regular education, special education	No associated donor restrictions	In valuing the contributed space in the school buildings, which are located in the borough of Brooklyn, NY, the Charter School estimated the fair value on the basis of the rental assistance cap at 30% of per pupil funding.
Textbooks	<u>552,494</u>	Regular education, special education	No associated donor restrictions	Contributed textbooks from FAMIS are valued at the estimated fair value.
Total Value of Contributed Nonfinancial Assets	\$ <u>40,912,791</u>			

<u>Program or Supporting Service</u>	<u>Donated Space</u>	<u>Donated Services</u>	<u>Total</u>
Regular education	\$ 37,658,074	\$ 514,349	\$ 38,172,423
Special education	<u>2,702,223</u>	<u>38,145</u>	<u>2,740,368</u>
Total	\$ <u>40,360,297</u>	\$ <u>552,494</u>	\$ <u>40,912,791</u>

UNCOMMON NEW YORK CITY CHARTER SCHOOLS

NOTES TO FINANCIAL STATEMENTS, Cont'd

JUNE 30, 2022  
(With Comparative Totals for 2021)

NOTE B: IN-KIND CONTRIBUTIONS, Cont'd

	<u>June 30, 2021</u>		
<u>Contributed Nonfinancial Assets</u>	<u>Revenue Recognized</u>	<u>Utilization in Programs / Activities</u>	<u>Donor Restrictions</u>
School Building. Value of contributed space	\$ 41,482,003	Regular education, special education	No associated donor restrictions
Textbooks	<u>569,695</u>	Regular education, special education	No associated donor restrictions
			<u>Valuation Techniques and Inputs</u> In valuing the contributed space in the school buildings, which are located in the borough of Brooklyn, NY, the Charter School estimated the fair value on the basis of the rental assistance cap at 30% of per pupil funding.
Total Value of Contributed Nonfinancial Assets	\$ <u>42,051,698</u>	Regular education, special education	Contributed textbooks from FAMIS are valued at the estimated fair value.
<u>Program or Supporting Service</u>	<u>Donated Space</u>	<u>Donated Services</u>	<u>Total</u>
Regular education	\$ 38,664,676	\$ 530,829	\$ 39,195,505
Special education	<u>2,817,327</u>	<u>38,866</u>	<u>2,856,193</u>
Total	\$ <u>41,482,003</u>	\$ <u>569,695</u>	\$ <u>42,051,698</u>

UNCOMMON NEW YORK CITY CHARTER SCHOOLS

NOTES TO FINANCIAL STATEMENTS

JUNE 30, 2022

(With Comparative Totals for 2021)

NOTE C: COMMITMENTS AND RELATED PARTY TRANSACTIONS

Uncommon Schools, Inc. (“USI”), a not-for-profit organization dedicated to helping start and run charter schools, provides management and other administrative support services to the Charter School. In July 2019, the Charter School entered into a new five-year agreement with USI terminating on June 30, 2024. Under this agreement the Charter School pays USI a service fee which is calculated as 13.5% of the sum of recurring public revenue less facilities expenses. Recurring public revenue is defined as annual public entitlement aid including core and tuition which includes general, SPED and State special funding and all ESSA funding which includes Title I, Title IIA, IID, III, IV, V and IDEA funding. Facilities expense includes building expenses (leases, taxes), utilities, maintenance and furniture and fixtures, and excludes building related expenditures which are capitalized and amortized/depreciated. The fee incurred for the years ended June 30, 2022 and 2021 was approximately \$21,566,000 and \$21,002,800. Included in accounts payable and accrued expenses at June 30, 2022 and 2021 was approximately \$4,335,000 and \$4,106,000, respectively, related to this fee and other expenses incurred by USI on behalf of the Charter School, due to USI.

USI applied for and was awarded a multi-year grant from the Department of Education for the replication and expansion of high-quality charter schools. USI passed through funding of \$95,200 and \$181,338 related to this federal program to the Charter School during the years ended June 30, 2022 and 2021, respectively. Included in accounts receivable at June 30, 2022 was approximately \$95,200, which represented reimbursable expenditures incurred by the Charter School for which they have yet to receive payment. There were no amounts related to this included in accounts receivable at June 30, 2021. For the year ended June 30, 2021, USI applied for and was awarded a multi-year grant from a foundation for the growth of high schools and music programs. USI passed through funding of approximately \$999,000 related to this grant program during the year ended June 30, 2021, which \$27,000 was included in receivables from USI at June 30, 2021. During the year ended June 30, 2022, no additional funding related to this grant was passed through to the Charter School.

In November 2013, a wholly-owned subsidiary of USI was created, Uncommon Crown Heights, LLC (“Crown Heights”), to manage a high school facility shared between an unrelated charter school and the Charter School. All schools located in the shared high school entered into an administrative costs management agreement and advanced Crown Heights funds to operate the location. The Schools will be charged an annual service fee of 0.5% of the combined facility budget by Crown Heights. The Charter School was charged approximately \$6,500 and \$5,300 related to this fee for the years ended June 30, 2022 and 2021, respectively. Actual expenses are tracked and allocated to each party based on metrics developed by management. Depending on the actual expenses incurred, a prepaid balance or payable could exist at any given time. At June 30, 2022 approximately \$329,000 and \$57,000, was included in accounts payable and accrued expenses and accounts receivable, respectively, related to Crown Heights. At June 30, 2021 approximately \$70,000 was included in accounts receivable related to Crown Heights.

UNCOMMON NEW YORK CITY CHARTER SCHOOLS

NOTES TO FINANCIAL STATEMENTS, Cont'd

JUNE 30, 2022

(With Comparative Totals for 2021)

NOTE D: LIQUIDITY AND AVAILABILITY

The Charter School regularly monitors liquidity required to meet its operating needs and other contractual commitments. The Charter School's main source of liquidity is its cash accounts.

For purposes of analyzing resources available to meet general expenditures over a 12-month period, the Charter School considers all expenditures related to its ongoing activities of teaching, and public service, as well as the conduct of services undertaken to support those activities, to be general expenditures.

In addition to financial assets available to meet general expenditures over the next 12 months, the Charter School operates with a balanced budget and anticipates collecting sufficient revenue to cover general expenditures not covered by donor-restricted resources. Refer to the statement of cash flows which identifies the sources and uses of the Charter School's cash and shows positive cash generated by operations for fiscal years 2022 and 2021.

Financial assets available for general expenditure, that is, without donor or other restrictions limiting their use, within one year of the statement of financial position date, comprise the following:

	<u>June 30,</u>	
	<u>2022</u>	<u>2021</u>
Cash	\$ 2,994,034	\$ 1,962,553
Investments	113,207,462	88,100,345
Grants and contracts receivables	5,343,185	6,726,864
Accounts receivable	<u>156,786</u>	<u>75,735</u>
	121,701,467	96,865,497
Less amounts designated by the Board for the Stability Fund	<u>(47,059,000)</u>	<u>(47,059,008)</u>
	<u>\$ 74,642,467</u>	<u>\$ 49,806,489</u>

UNCOMMON NEW YORK CITY CHARTER SCHOOLS

NOTES TO FINANCIAL STATEMENTS, Cont'd

JUNE 30, 2022

(With Comparative Totals for 2021)

NOTE E: SCHOOL FACILITIES

The Charter School is located in various New York City Department of Education (“NYCDOE”) facilities. The Charter School occupies approximately 479,500 square feet of space within these facilities. The Charter School did not pay any fee to the NYCDOE for additional after-school and weekend usage for the year ended June 30, 2022. The Charter School paid approximately \$3,000 to the NYCDOE for additional after-school and weekend usage, for the year ended June 30, 2021. At June 30, 2022 and 2021, the Board of Trustees has designated \$47,059,000 as a stability fund to meet future needs of the Charter School.

In June 2019, the Board approved approximately \$4,200,000 to be paid to NYCDOE on behalf of Excellence Academies Foundation, Inc. in October of 2019, for the extension of a lease to June 2105. The Charter School prepaid the entirety of the future lease payments in October 2019. Approximately \$49,000 is included in building rent expense for the years ended June 30, 2022 and 2021, and the remaining amount is included in prepaid expenses as of June 30, 2022 and 2021.

Effective July 1, 2020, the Board approved \$1,200,000 to be paid to NYCDOE on behalf of Excellence Academies Foundation, Inc. for a lease agreement effective July 1, 2020 through June 30, 2119. The Charter School prepaid the entirety of the future lease payments in August 2020. Approximately \$12,000 is included in building rent expense for the years ended June 30, 2022 and 2021 and the remaining amount is included in prepaid expenses as of June 30, 2022 and 2021.

The above amounts will be expensed as follows:

<u>Year ending June 30,</u>	<u>Amount</u>
2023	\$ 61,195
2024	61,195
2025	61,195
2026	61,195
2027	61,195
Thereafter	<u>4,942,880</u>
	<u>\$ 5,248,855</u>

The Charter School’s high school occupies space with a related charter school per a verbal agreement with a third party at no charge. At June 30, 2022 and 2021, the Charter School paid certain utility and maintenance services on a square footage basis amounting to approximately \$1,638,000 and \$1,150,000, respectively.



UNCOMMON NEW YORK CITY CHARTER SCHOOLS

NOTES TO FINANCIAL STATEMENTS, Cont'd

JUNE 30, 2022

(With Comparative Totals for 2021)

NOTE F: FAIR VALUE MEASUREMENTS

Accounting principles establishes a frame work for measuring fair value. That framework provides a fair value hierarchy that prioritizes the inputs to valuation techniques used to measure fair value. The hierarchy gives the highest priority to unadjusted quoted prices in active markets for identical assets or liabilities (Level 1 Measurements) and the lowest priority to unobservable inputs (Level 3 measurements). The three levels of the fair value hierarchy are described below:

Level 1 - Inputs to the valuation methodology are unadjusted quoted prices for identical assets or liabilities in active markets.

Level 2 - Inputs to the valuation methodology include:

- Quoted prices for similar assets or liabilities in active markets;
- Quoted prices for identical or similar assets or liabilities in inactive markets;
- Inputs other than quoted prices that are observable for the asset or liability;
- Inputs that are derived principally from or corroborated by observable market data by correlation or other means.

If the asset or liability has a specified (contractual) term, the Level 2 input must be observable for substantially the full term of the asset or liability.

Level 3 - Inputs to the valuation methodology are unobservable and significant to the fair value measurement.

The asset's or liability's fair value measurement level within the fair value hierarchy is based on the lowest level of any input that is significant to the fair value measurement. Valuation techniques used need to maximize the use of observable inputs and minimize the use of unobservable inputs.

Following is a description of the valuation methodologies used for assets measured at fair value. There have been no changes in the methodologies used at June 30, 2022 and 2021.

*Mutual Funds:* Valued at the daily closing price as reported by the fund. Mutual funds held by the Plan are actively traded open-end mutual funds that are registered with the U.S. Securities and Exchange Commission. These funds are required to report their daily net asset value and to transact at that price.

The preceding methods described may produce a fair value calculation that may not be indicative of net realizable value or reflective of future fair values. Furthermore, while the Plan believes its valuation methods are appropriate and consistent with other market participants, the use of different methodologies or assumptions to determine the fair value of certain financial instruments could result in a different fair value measurement at the reporting date.

UNCOMMON NEW YORK CITY CHARTER SCHOOLS

NOTES TO FINANCIAL STATEMENTS, Cont'd

JUNE 30, 2022

(With Comparative Totals for 2021)

NOTE F: FAIR VALUE MEASUREMENTS, Cont'd

The following table sets forth by level, within the fair value hierarchy, the Charter School's assets at fair value as of June 30, 2022 and 2021:

	<u>Level 1</u>	<u>Level 2</u>	<u>Level 3</u>	<u>Total</u>
<u>June 30, 2022</u>				
Mutual funds:				
Money market funds	\$ 113,207,462	\$ -	\$ -	\$ 113,207,462
Total assets at fair value	<u>\$ 113,207,462</u>	<u>\$ -</u>	<u>\$ -</u>	<u>\$ 113,207,462</u>
<u>June 30, 2021</u>				
Mutual funds:				
Money market funds	\$ 88,100,345	\$ -	\$ -	\$ 88,100,345
Total assets at fair value	<u>\$ 88,100,345</u>	<u>\$ -</u>	<u>\$ -</u>	<u>\$ 88,100,345</u>

NOTE G: PROPERTY AND EQUIPMENT

Property and equipment consist of the following:

	<u>June 30,</u>	
	<u>2022</u>	<u>2021</u>
Furniture and fixtures	\$ 3,102,955	\$ 2,966,268
Computer software	21,483,545	20,171,834
Construction in progress	153,182	410,480
Leasehold improvements	<u>22,423,480</u>	<u>22,284,720</u>
	47,163,162	45,833,302
Less accumulated depreciation and amortization	<u>32,390,070</u>	<u>27,116,203</u>
	<u>\$ 14,773,092</u>	<u>\$ 18,717,099</u>

NOTE H: OPERATING LEASES

The Charter School leases office equipment under certain non-cancelable lease agreements expiring through December 2025. The future minimum payments on these agreements are as follows:

<u>Year ending June 30,</u>	<u>Amount</u>
2023	\$ 568,900
2024	436,000
2025	172,900
2026	<u>24,100</u>
	<u>\$ 1,201,900</u>

UNCOMMON NEW YORK CITY CHARTER SCHOOLS

NOTES TO FINANCIAL STATEMENTS, Cont'd

JUNE 30, 2022

(With Comparative Totals for 2021)

NOTE I: RETIREMENT PLAN

The Charter School participates in a defined contribution 403(b) plan covering most employees through a USI plan. For employees who have less than 2 years of service, the Charter School matches employees' contributions up to the lesser of 3% of gross payroll or \$3,500. For employees who have 2 to 3 years of service, the Charter School will match up to the lesser of 4% of gross payroll or \$4,000. For employees who have 4 years of service or more, the Charter School will match up to the lesser of 5% of gross payroll or \$5,000. The Charter School's total contribution to the Plan for the years ended June 30, 2022 and 2021 approximated \$1,015,000 and \$1,110,000, respectively.

NOTE J: CONTINGENCY

Certain grants and contracts may be subject to audit by funding sources. Such audits might result in disallowance of costs submitted for reimbursement by the Charter School. Management is of the opinion that such disallowances, if any, will not have a material effect on the accompanying financial statements. Accordingly, no amounts have been provided in the accompanying financial statements for such potential claims.

NOTE K: CONCENTRATIONS

At June 30, 2022 and 2021, approximately 94% and 93%, respectively, of total grants and accounts receivables are due from New York State and federal government agencies regarding certain grants.

During the years ended June 30, 2022 and 2021, approximately 71% and 75%, respectively, of total revenue, gains and other support came from per-pupil funding provided by New York State. The per-pupil rate is set annually by the State based on the school district in which the Charter School is located.

NOTE L: ACCOUNTING IMPACT OF COVID-19 OUTBREAK

On January 30, 2020, the World Health Organization ("WHO") announced a global health emergency because of a new strain of coronavirus (the "COVID-19 outbreak") and the risks to the international community as the virus spreads globally beyond its point of origin. In March 2020, the WHO classified the COVID-19 outbreak as a pandemic, based on the rapid increase in exposure globally. The full impact of the COVID-19 outbreak continues to evolve as of the date of this report. As such, it is uncertain as to the full magnitude that the pandemic will have on the Charter School's financial condition, liquidity, and future results of operations. Management is actively monitoring the global situation on its financial condition, liquidity, operations, suppliers, industry, and workforce. Given the daily evolution of the COVID-19 outbreak and the global responses to curb its spread, the Charter School is not able to estimate the effects of the COVID-19 outbreak on its results of operations, financial condition, or liquidity for fiscal year 2023.

In response to the COVID-19 outbreak, the Federal Government passed several COVID relief acts which include funding for elementary and secondary education. The Elementary and Secondary School Emergency Relief Fund (ESSER Fund) was established to award grants to state and local educational agencies. The Charter School has recognized approximately \$12,807,000 and \$2,872,000 of revenue relative to ESSER grants during the years ended June 30, 2022 and 2021, respectively. The Charter School has approximately \$27,116,000 of ESSER grants still available through September 30, 2024 as of June 30, 2022.

**UNCOMMON NEW YORK CITY CHARTER SCHOOLS**

**OTHER FINANCIAL INFORMATION**

INDEPENDENT AUDITOR'S REPORT ON OTHER FINANCIAL INFORMATION

Board of Trustees  
Uncommon New York City Charter Schools

We have audited the financial statements of Uncommon New York City Charter Schools as of and for the year ended June 30, 2022, and have issued our report thereon dated October 28, 2022, which contained an unmodified opinion on those financial statements. Our audit was conducted for the purpose of forming an opinion on the financial statements as a whole. The financial information hereinafter is presented for purposes of additional analysis and is not a required part of the financial statements. Such information is the responsibility of management and was derived from and relates directly to the underlying accounting and other records used to prepare the financial statements. The information has been subjected to the auditing procedures applied in the audit of the financial statements and certain additional procedures, including comparing and reconciling such information directly to the underlying accounting and other records used to prepare the financial statements or to the financial statements themselves, and other additional procedures in accordance with auditing standards generally accepted in the United States of America. In our opinion, the information is fairly stated in all material respects in relation to the financial statements as a whole.

*Mengel, Metzger, Barr & Co. LLP*

Rochester, New York  
October 28, 2022

UNCOMMON NEW YORK CITY CHARTER SCHOOLS

COMBINING STATEMENT OF ACTIVITIES AND NET ASSETS BY CHARTER

YEAR ENDED JUNE 30, 2022

	Bedford Stuyvesant Collegiate		Brooklyn East Collegiate		Brownsville Collegiate		Williamsburg Collegiate		Ocean Hill Collegiate		Kings Collegiate		Total																																																																																																																																																																																																																																																																																																																																																																																																																																																																																																																																																																																					
	Middle School	Total	Middle School	Total	Middle School	Total	Middle School	Total	Elementary School	Middle School	Uncommon Leadership Charter High School	Total																																																																																																																																																																																																																																																																																																																																																																																																																																																																																																																																																																																						
Revenue, gains and other support:														Public school district:														Resident student enrollment	\$ 5,540,783	\$ 1,041,229	\$ 2,584,257	\$ 4,167,155	\$ 2,851,032	\$ 3,660,925	\$ 6,511,957	\$ 6,511,957	\$ 2,851,032	\$ 5,807,559	\$ 8,081,330	\$ 20,448,717	Students with disabilities	836,689	146,831	347,110	679,585	97,083	227,468	324,521	324,521	97,083	270,961	310,661	860,230	Grants and contracts:														Federal - Title and IDEA	278,305	142,001	228,675	225,337	109,460	139,596	249,056	249,056	109,460	192,104	333,180	735,313	Federal - Other	662,370	412,927	603,270	607,799	316,029	489,696	805,725	805,725	316,029	656,363	797,778	1,939,320	Other support:														In-kind donations	1,936,031	368,437	895,427	1,516,620	896,232	1,181,716	2,077,948	2,077,948	896,232	1,845,325	2,547,915	6,469,436	TOTAL REVENUE, GAINS AND OTHER SUPPORT	9,254,178	2,111,425	4,658,739	7,196,496	4,269,806	5,699,401	9,969,207	9,969,207	4,269,806	8,770,237	12,070,864	30,453,016	Personnel services costs:														Administrative staff personnel	909,461	523,166	781,843	771,560	663,089	876,460	1,539,549	1,539,549	663,089	831,013	1,290,682	3,164,828	Instructional personnel	2,646,075	941,863	1,427,969	2,089,422	1,526,014	1,818,429	3,344,443	3,344,443	1,526,014	2,514,030	3,373,153	8,098,579	Non-instructional personnel	3,555,536	1,465,029	2,209,812	2,860,982	2,189,103	2,694,889	4,883,992	4,883,992	2,189,103	3,345,043	4,663,835	11,263,407	TOTAL STAFF AND SALARIES	6,089,072	3,330,058	4,419,624	5,721,964	4,378,206	5,389,778	9,827,534	9,827,534	4,378,206	6,750,086	9,327,670	22,526,814	Fringe benefits and payroll taxes	608,406	248,158	338,131	448,207	336,393	421,784	758,177	758,177	336,393	540,169	729,830	1,822,479	Retirement	53,345	20,550	27,479	26,462	20,914	31,515	52,429	52,429	20,914	31,106	44,968	139,500	Management company fees	979,507	229,913	500,701	759,262	434,716	600,545	1,035,261	1,035,261	434,716	1,002,481	1,271,376	3,196,668	Legal services	5,940	5,932	5,932	5,932	5,932	5,932	11,864	11,864	5,932	5,932	5,932	17,796	Accounting and audit services	11,458	11,458	11,458	11,458	11,458	11,458	22,916	22,916	11,458	11,458	11,458	34,374	Other professional and consulting services	10,746	50,657	10,746	17,919	10,758	10,758	21,516	21,516	10,758	30,395	16,943	58,096	Building rent	506	8,693	505	505	505	505	1,010	1,010	505	505	505	1,515	In-kind rent	1,913,241	356,418	879,410	1,454,022	884,426	1,166,518	2,050,944	2,050,944	884,426	2,051,531	2,517,597	6,392,684	Repairs and maintenance	3,733	5,031	11,304	8,813	7,197	3,339	10,536	10,536	7,197	21,654	21,758	116,250	Insurance	50,738	50,738	50,738	50,738	50,738	50,738	101,476	101,476	50,738	50,738	50,738	152,214	Utilities	49,498	35,679	49,172	19,327	29,622	41,967	71,589	71,589	29,622	55,142	40,761	143,208	Supplies and materials	155,536	77,678	108,797	111,795	157,891	150,845	308,736	308,736	157,891	197,886	233,036	578,633	Equipment/Furnishings	19,784	1,425	3,855	5,427	10,818	9,834	20,652	20,652	10,818	38,606	16,808	77,104	Staff development	92,604	37,266	54,972	63,206	60,807	96,839	157,646	157,646	60,807	110,826	83,362	292,720	Marketing and recruitment	81,900	76,901	71,655	70,142	69,005	71,125	140,130	140,130	69,005	68,990	76,378	216,010	Technology	284,298	156,329	248,951	249,912	271,392	277,323	548,715	548,715	271,392	345,065	313,418	959,316	Food service	179	182	183	903	182	182	364	364	182	183	269	635	Student services	131,234	66,816	64,523	76,495	52,922	157,298	210,220	210,220	52,922	68,611	179,110	398,396	Office expense	156,647	43,917	80,043	79,222	78,370	94,681	173,051	173,051	78,370	126,941	86,509	303,357	Depreciation and amortization	159,400	200,212	122,008	137,806	219,153	132,884	352,037	352,037	219,153	225,146	393,950	1,033,931	Other	19,806	13,628	34,079	16,001	30,738	11,663	42,401	42,401	30,738	39,391	17,801	66,875	TOTAL EXPENSES	8,344,059	3,162,610	4,884,477	6,474,536	4,933,040	6,042,622	10,975,662	10,975,662	4,933,040	8,537,851	10,852,424	27,265,168	SURPLUS / (DEFICIT) FROM SCHOOL OPERATIONS	910,119	(1,051,185)	(225,738)	721,960	(663,234)	(343,221)	(1,006,455)	(1,006,455)	(663,234)	1,074,064	1,218,440	3,187,848	Support and other revenue:														Contributions:														Foundations	276	279	279	279	279	279	558	558	279	279	279	837	Miscellaneous and interest income	4,443	4,444	4,444	4,444	4,444	4,444	8,888	8,888	4,444	4,444	8,681	18,369	TOTAL SUPPORT AND OTHER REVENUE	4,719	4,723	4,723	4,723	4,723	4,723	9,446	9,446	4,723	4,723	8,960	19,206	CHANGE IN NET ASSETS	\$ 914,838	\$ (1,046,462)	\$ (221,015)	\$ 726,683	\$ (658,511)	\$ (338,498)	\$ (997,009)	\$ (997,009)	\$ (658,511)	\$ 1,078,787	\$ 1,227,400	\$ 3,207,054
Public school district:														Resident student enrollment	\$ 5,540,783	\$ 1,041,229	\$ 2,584,257	\$ 4,167,155	\$ 2,851,032	\$ 3,660,925	\$ 6,511,957	\$ 6,511,957	\$ 2,851,032	\$ 5,807,559	\$ 8,081,330	\$ 20,448,717	Students with disabilities	836,689	146,831	347,110	679,585	97,083	227,468	324,521	324,521	97,083	270,961	310,661	860,230	Grants and contracts:														Federal - Title and IDEA	278,305	142,001	228,675	225,337	109,460	139,596	249,056	249,056	109,460	192,104	333,180	735,313	Federal - Other	662,370	412,927	603,270	607,799	316,029	489,696	805,725	805,725	316,029	656,363	797,778	1,939,320	Other support:														In-kind donations	1,936,031	368,437	895,427	1,516,620	896,232	1,181,716	2,077,948	2,077,948	896,232	1,845,325	2,547,915	6,469,436	TOTAL REVENUE, GAINS AND OTHER SUPPORT	9,254,178	2,111,425	4,658,739	7,196,496	4,269,806	5,699,401	9,969,207	9,969,207	4,269,806	8,770,237	12,070,864	30,453,016	Personnel services costs:														Administrative staff personnel	909,461	523,166	781,843	771,560	663,089	876,460	1,539,549	1,539,549	663,089	831,013	1,290,682	3,164,828	Instructional personnel	2,646,075	941,863	1,427,969	2,089,422	1,526,014	1,818,429	3,344,443	3,344,443	1,526,014	2,514,030	3,373,153	8,098,579	Non-instructional personnel	3,555,536	1,465,029	2,209,812	2,860,982	2,189,103	2,694,889	4,883,992	4,883,992	2,189,103	3,345,043	4,663,835	11,263,407	TOTAL STAFF AND SALARIES	6,089,072	3,330,058	4,419,624	5,721,964	4,378,206	5,389,778	9,827,534	9,827,534	4,378,206	6,750,086	9,327,670	22,526,814	Fringe benefits and payroll taxes	608,406	248,158	338,131	448,207	336,393	421,784	758,177	758,177	336,393	540,169	729,830	1,822,479	Retirement	53,345	20,550	27,479	26,462	20,914	31,515	52,429	52,429	20,914	31,106	44,968	139,500	Management company fees	979,507	229,913	500,701	759,262	434,716	600,545	1,035,261	1,035,261	434,716	1,002,481	1,271,376	3,196,668	Legal services	5,940	5,932	5,932	5,932	5,932	5,932	11,864	11,864	5,932	5,932	5,932	17,796	Accounting and audit services	11,458	11,458	11,458	11,458	11,458	11,458	22,916	22,916	11,458	11,458	11,458	34,374	Other professional and consulting services	10,746	50,657	10,746	17,919	10,758	10,758	21,516	21,516	10,758	30,395	16,943	58,096	Building rent	506	8,693	505	505	505	505	1,010	1,010	505	505	505	1,515	In-kind rent	1,913,241	356,418	879,410	1,454,022	884,426	1,166,518	2,050,944	2,050,944	884,426	2,051,531	2,517,597	6,392,684	Repairs and maintenance	3,733	5,031	11,304	8,813	7,197	3,339	10,536	10,536	7,197	21,654	21,758	116,250	Insurance	50,738	50,738	50,738	50,738	50,738	50,738	101,476	101,476	50,738	50,738	50,738	152,214	Utilities	49,498	35,679	49,172	19,327	29,622	41,967	71,589	71,589	29,622	55,142	40,761	143,208	Supplies and materials	155,536	77,678	108,797	111,795	157,891	150,845	308,736	308,736	157,891	197,886	233,036	578,633	Equipment/Furnishings	19,784	1,425	3,855	5,427	10,818	9,834	20,652	20,652	10,818	38,606	16,808	77,104	Staff development	92,604	37,266	54,972	63,206	60,807	96,839	157,646	157,646	60,807	110,826	83,362	292,720	Marketing and recruitment	81,900	76,901	71,655	70,142	69,005	71,125	140,130	140,130	69,005	68,990	76,378	216,010	Technology	284,298	156,329	248,951	249,912	271,392	277,323	548,715	548,715	271,392	345,065	313,418	959,316	Food service	179	182	183	903	182	182	364	364	182	183	269	635	Student services	131,234	66,816	64,523	76,495	52,922	157,298	210,220	210,220	52,922	68,611	179,110	398,396	Office expense	156,647	43,917	80,043	79,222	78,370	94,681	173,051	173,051	78,370	126,941	86,509	303,357	Depreciation and amortization	159,400	200,212	122,008	137,806	219,153	132,884	352,037	352,037	219,153	225,146	393,950	1,033,931	Other	19,806	13,628	34,079	16,001	30,738	11,663	42,401	42,401	30,738	39,391	17,801	66,875	TOTAL EXPENSES	8,344,059	3,162,610	4,884,477	6,474,536	4,933,040	6,042,622	10,975,662	10,975,662	4,933,040	8,537,851	10,852,424	27,265,168	SURPLUS / (DEFICIT) FROM SCHOOL OPERATIONS	910,119	(1,051,185)	(225,738)	721,960	(663,234)	(343,221)	(1,006,455)	(1,006,455)	(663,234)	1,074,064	1,218,440	3,187,848	Support and other revenue:														Contributions:														Foundations	276	279	279	279	279	279	558	558	279	279	279	837	Miscellaneous and interest income	4,443	4,444	4,444	4,444	4,444	4,444	8,888	8,888	4,444	4,444	8,681	18,369	TOTAL SUPPORT AND OTHER REVENUE	4,719	4,723	4,723	4,723	4,723	4,723	9,446	9,446	4,723	4,723	8,960	19,206	CHANGE IN NET ASSETS	\$ 914,838	\$ (1,046,462)	\$ (221,015)	\$ 726,683	\$ (658,511)	\$ (338,498)	\$ (997,009)	\$ (997,009)	\$ (658,511)	\$ 1,078,787	\$ 1,227,400	\$ 3,207,054														
Resident student enrollment	\$ 5,540,783	\$ 1,041,229	\$ 2,584,257	\$ 4,167,155	\$ 2,851,032	\$ 3,660,925	\$ 6,511,957	\$ 6,511,957	\$ 2,851,032	\$ 5,807,559	\$ 8,081,330	\$ 20,448,717	Students with disabilities	836,689	146,831	347,110	679,585	97,083	227,468	324,521	324,521	97,083	270,961	310,661	860,230	Grants and contracts:														Federal - Title and IDEA	278,305	142,001	228,675	225,337	109,460	139,596	249,056	249,056	109,460	192,104	333,180	735,313	Federal - Other	662,370	412,927	603,270	607,799	316,029	489,696	805,725	805,725	316,029	656,363	797,778	1,939,320	Other support:														In-kind donations	1,936,031	368,437	895,427	1,516,620	896,232	1,181,716	2,077,948	2,077,948	896,232	1,845,325	2,547,915	6,469,436	TOTAL REVENUE, GAINS AND OTHER SUPPORT	9,254,178	2,111,425	4,658,739	7,196,496	4,269,806	5,699,401	9,969,207	9,969,207	4,269,806	8,770,237	12,070,864	30,453,016	Personnel services costs:														Administrative staff personnel	909,461	523,166	781,843	771,560	663,089	876,460	1,539,549	1,539,549	663,089	831,013	1,290,682	3,164,828	Instructional personnel	2,646,075	941,863	1,427,969	2,089,422	1,526,014	1,818,429	3,344,443	3,344,443	1,526,014	2,514,030	3,373,153	8,098,579	Non-instructional personnel	3,555,536	1,465,029	2,209,812	2,860,982	2,189,103	2,694,889	4,883,992	4,883,992	2,189,103	3,345,043	4,663,835	11,263,407	TOTAL STAFF AND SALARIES	6,089,072	3,330,058	4,419,624	5,721,964	4,378,206	5,389,778	9,827,534	9,827,534	4,378,206	6,750,086	9,327,670	22,526,814	Fringe benefits and payroll taxes	608,406	248,158	338,131	448,207	336,393	421,784	758,177	758,177	336,393	540,169	729,830	1,822,479	Retirement	53,345	20,550	27,479	26,462	20,914	31,515	52,429	52,429	20,914	31,106	44,968	139,500	Management company fees	979,507	229,913	500,701	759,262	434,716	600,545	1,035,261	1,035,261	434,716	1,002,481	1,271,376	3,196,668	Legal services	5,940	5,932	5,932	5,932	5,932	5,932	11,864	11,864	5,932	5,932	5,932	17,796	Accounting and audit services	11,458	11,458	11,458	11,458	11,458	11,458	22,916	22,916	11,458	11,458	11,458	34,374	Other professional and consulting services	10,746	50,657	10,746	17,919	10,758	10,758	21,516	21,516	10,758	30,395	16,943	58,096	Building rent	506	8,693	505	505	505	505	1,010	1,010	505	505	505	1,515	In-kind rent	1,913,241	356,418	879,410	1,454,022	884,426	1,166,518	2,050,944	2,050,944	884,426	2,051,531	2,517,597	6,392,684	Repairs and maintenance	3,733	5,031	11,304	8,813	7,197	3,339	10,536	10,536	7,197	21,654	21,758	116,250	Insurance	50,738	50,738	50,738	50,738	50,738	50,738	101,476	101,476	50,738	50,738	50,738	152,214	Utilities	49,498	35,679	49,172	19,327	29,622	41,967	71,589	71,589	29,622	55,142	40,761	143,208	Supplies and materials	155,536	77,678	108,797	111,795	157,891	150,845	308,736	308,736	157,891	197,886	233,036	578,633	Equipment/Furnishings	19,784	1,425	3,855	5,427	10,818	9,834	20,652	20,652	10,818	38,606	16,808	77,104	Staff development	92,604	37,266	54,972	63,206	60,807	96,839	157,646	157,646	60,807	110,826	83,362	292,720	Marketing and recruitment	81,900	76,901	71,655	70,142	69,005	71,125	140,130	140,130	69,005	68,990	76,378	216,010	Technology	284,298	156,329	248,951	249,912	271,392	277,323	548,715	548,715	271,392	345,065	313,418	959,316	Food service	179	182	183	903	182	182	364	364	182	183	269	635	Student services	131,234	66,816	64,523	76,495	52,922	157,298	210,220	210,220	52,922	68,611	179,110	398,396	Office expense	156,647	43,917	80,043	79,222	78,370	94,681	173,051	173,051	78,370	126,941	86,509	303,357	Depreciation and amortization	159,400	200,212	122,008	137,806	219,153	132,884	352,037	352,037	219,153	225,146	393,950	1,033,931	Other	19,806	13,628	34,079	16,001	30,738	11,663	42,401	42,401	30,738	39,391	17,801	66,875	TOTAL EXPENSES	8,344,059	3,162,610	4,884,477	6,474,536	4,933,040	6,042,622	10,975,662	10,975,662	4,933,040	8,537,851	10,852,424	27,265,168	SURPLUS / (DEFICIT) FROM SCHOOL OPERATIONS	910,119	(1,051,185)	(225,738)	721,960	(663,234)	(343,221)	(1,006,455)	(1,006,455)	(663,234)	1,074,064	1,218,440	3,187,848	Support and other revenue:														Contributions:														Foundations	276	279	279	279	279	279	558	558	279	279	279	837	Miscellaneous and interest income	4,443	4,444	4,444	4,444	4,444	4,444	8,888	8,888	4,444	4,444	8,681	18,369	TOTAL SUPPORT AND OTHER REVENUE	4,719	4,723	4,723	4,723	4,723	4,723	9,446	9,446	4,723	4,723	8,960	19,206	CHANGE IN NET ASSETS	\$ 914,838	\$ (1,046,462)	\$ (221,015)	\$ 726,683	\$ (658,511)	\$ (338,498)	\$ (997,009)	\$ (997,009)	\$ (658,511)	\$ 1,078,787	\$ 1,227,400	\$ 3,207,054																												
Students with disabilities	836,689	146,831	347,110	679,585	97,083	227,468	324,521	324,521	97,083	270,961	310,661	860,230	Grants and contracts:														Federal - Title and IDEA	278,305	142,001	228,675	225,337	109,460	139,596	249,056	249,056	109,460	192,104	333,180	735,313	Federal - Other	662,370	412,927	603,270	607,799	316,029	489,696	805,725	805,725	316,029	656,363	797,778	1,939,320	Other support:														In-kind donations	1,936,031	368,437	895,427	1,516,620	896,232	1,181,716	2,077,948	2,077,948	896,232	1,845,325	2,547,915	6,469,436	TOTAL REVENUE, GAINS AND OTHER SUPPORT	9,254,178	2,111,425	4,658,739	7,196,496	4,269,806	5,699,401	9,969,207	9,969,207	4,269,806	8,770,237	12,070,864	30,453,016	Personnel services costs:														Administrative staff personnel	909,461	523,166	781,843	771,560	663,089	876,460	1,539,549	1,539,549	663,089	831,013	1,290,682	3,164,828	Instructional personnel	2,646,075	941,863	1,427,969	2,089,422	1,526,014	1,818,429	3,344,443	3,344,443	1,526,014	2,514,030	3,373,153	8,098,579	Non-instructional personnel	3,555,536	1,465,029	2,209,812	2,860,982	2,189,103	2,694,889	4,883,992	4,883,992	2,189,103	3,345,043	4,663,835	11,263,407	TOTAL STAFF AND SALARIES	6,089,072	3,330,058	4,419,624	5,721,964	4,378,206	5,389,778	9,827,534	9,827,534	4,378,206	6,750,086	9,327,670	22,526,814	Fringe benefits and payroll taxes	608,406	248,158	338,131	448,207	336,393	421,784	758,177	758,177	336,393	540,169	729,830	1,822,479	Retirement	53,345	20,550	27,479	26,462	20,914	31,515	52,429	52,429	20,914	31,106	44,968	139,500	Management company fees	979,507	229,913	500,701	759,262	434,716	600,545	1,035,261	1,035,261	434,716	1,002,481	1,271,376	3,196,668	Legal services	5,940	5,932	5,932	5,932	5,932	5,932	11,864	11,864	5,932	5,932	5,932	17,796	Accounting and audit services	11,458	11,458	11,458	11,458	11,458	11,458	22,916	22,916	11,458	11,458	11,458	34,374	Other professional and consulting services	10,746	50,657	10,746	17,919	10,758	10,758	21,516	21,516	10,758	30,395	16,943	58,096	Building rent	506	8,693	505	505	505	505	1,010	1,010	505	505	505	1,515	In-kind rent	1,913,241	356,418	879,410	1,454,022	884,426	1,166,518	2,050,944	2,050,944	884,426	2,051,531	2,517,597	6,392,684	Repairs and maintenance	3,733	5,031	11,304	8,813	7,197	3,339	10,536	10,536	7,197	21,654	21,758	116,250	Insurance	50,738	50,738	50,738	50,738	50,738	50,738	101,476	101,476	50,738	50,738	50,738	152,214	Utilities	49,498	35,679	49,172	19,327	29,622	41,967	71,589	71,589	29,622	55,142	40,761	143,208	Supplies and materials	155,536	77,678	108,797	111,795	157,891	150,845	308,736	308,736	157,891	197,886	233,036	578,633	Equipment/Furnishings	19,784	1,425	3,855	5,427	10,818	9,834	20,652	20,652	10,818	38,606	16,808	77,104	Staff development	92,604	37,266	54,972	63,206	60,807	96,839	157,646	157,646	60,807	110,826	83,362	292,720	Marketing and recruitment	81,900	76,901	71,655	70,142	69,005	71,125	140,130	140,130	69,005	68,990	76,378	216,010	Technology	284,298	156,329	248,951	249,912	271,392	277,323	548,715	548,715	271,392	345,065	313,418	959,316	Food service	179	182	183	903	182	182	364	364	182	183	269	635	Student services	131,234	66,816	64,523	76,495	52,922	157,298	210,220	210,220	52,922	68,611	179,110	398,396	Office expense	156,647	43,917	80,043	79,222	78,370	94,681	173,051	173,051	78,370	126,941	86,509	303,357	Depreciation and amortization	159,400	200,212	122,008	137,806	219,153	132,884	352,037	352,037	219,153	225,146	393,950	1,033,931	Other	19,806	13,628	34,079	16,001	30,738	11,663	42,401	42,401	30,738	39,391	17,801	66,875	TOTAL EXPENSES	8,344,059	3,162,610	4,884,477	6,474,536	4,933,040	6,042,622	10,975,662	10,975,662	4,933,040	8,537,851	10,852,424	27,265,168	SURPLUS / (DEFICIT) FROM SCHOOL OPERATIONS	910,119	(1,051,185)	(225,738)	721,960	(663,234)	(343,221)	(1,006,455)	(1,006,455)	(663,234)	1,074,064	1,218,440	3,187,848	Support and other revenue:														Contributions:														Foundations	276	279	279	279	279	279	558	558	279	279	279	837	Miscellaneous and interest income	4,443	4,444	4,444	4,444	4,444	4,444	8,888	8,888	4,444	4,444	8,681	18,369	TOTAL SUPPORT AND OTHER REVENUE	4,719	4,723	4,723	4,723	4,723	4,723	9,446	9,446	4,723	4,723	8,960	19,206	CHANGE IN NET ASSETS	\$ 914,838	\$ (1,046,462)	\$ (221,015)	\$ 726,683	\$ (658,511)	\$ (338,498)	\$ (997,009)	\$ (997,009)	\$ (658,511)	\$ 1,078,787	\$ 1,227,400	\$ 3,207,054																																									
Grants and contracts:														Federal - Title and IDEA	278,305	142,001	228,675	225,337	109,460	139,596	249,056	249,056	109,460	192,104	333,180	735,313	Federal - Other	662,370	412,927	603,270	607,799	316,029	489,696	805,725	805,725	316,029	656,363	797,778	1,939,320	Other support:														In-kind donations	1,936,031	368,437	895,427	1,516,620	896,232	1,181,716	2,077,948	2,077,948	896,232	1,845,325	2,547,915	6,469,436	TOTAL REVENUE, GAINS AND OTHER SUPPORT	9,254,178	2,111,425	4,658,739	7,196,496	4,269,806	5,699,401	9,969,207	9,969,207	4,269,806	8,770,237	12,070,864	30,453,016	Personnel services costs:														Administrative staff personnel	909,461	523,166	781,843	771,560	663,089	876,460	1,539,549	1,539,549	663,089	831,013	1,290,682	3,164,828	Instructional personnel	2,646,075	941,863	1,427,969	2,089,422	1,526,014	1,818,429	3,344,443	3,344,443	1,526,014	2,514,030	3,373,153	8,098,579	Non-instructional personnel	3,555,536	1,465,029	2,209,812	2,860,982	2,189,103	2,694,889	4,883,992	4,883,992	2,189,103	3,345,043	4,663,835	11,263,407	TOTAL STAFF AND SALARIES	6,089,072	3,330,058	4,419,624	5,721,964	4,378,206	5,389,778	9,827,534	9,827,534	4,378,206	6,750,086	9,327,670	22,526,814	Fringe benefits and payroll taxes	608,406	248,158	338,131	448,207	336,393	421,784	758,177	758,177	336,393	540,169	729,830	1,822,479	Retirement	53,345	20,550	27,479	26,462	20,914	31,515	52,429	52,429	20,914	31,106	44,968	139,500	Management company fees	979,507	229,913	500,701	759,262	434,716	600,545	1,035,261	1,035,261	434,716	1,002,481	1,271,376	3,196,668	Legal services	5,940	5,932	5,932	5,932	5,932	5,932	11,864	11,864	5,932	5,932	5,932	17,796	Accounting and audit services	11,458	11,458	11,458	11,458	11,458	11,458	22,916	22,916	11,458	11,458	11,458	34,374	Other professional and consulting services	10,746	50,657	10,746	17,919	10,758	10,758	21,516	21,516	10,758	30,395	16,943	58,096	Building rent	506	8,693	505	505	505	505	1,010	1,010	505	505	505	1,515	In-kind rent	1,913,241	356,418	879,410	1,454,022	884,426	1,166,518	2,050,944	2,050,944	884,426	2,051,531	2,517,597	6,392,684	Repairs and maintenance	3,733	5,031	11,304	8,813	7,197	3,339	10,536	10,536	7,197	21,654	21,758	116,250	Insurance	50,738	50,738	50,738	50,738	50,738	50,738	101,476	101,476	50,738	50,738	50,738	152,214	Utilities	49,498	35,679	49,172	19,327	29,622	41,967	71,589	71,589	29,622	55,142	40,761	143,208	Supplies and materials	155,536	77,678	108,797	111,795	157,891	150,845	308,736	308,736	157,891	197,886	233,036	578,633	Equipment/Furnishings	19,784	1,425	3,855	5,427	10,818	9,834	20,652	20,652	10,818	38,606	16,808	77,104	Staff development	92,604	37,266	54,972	63,206	60,807	96,839	157,646	157,646	60,807	110,826	83,362	292,720	Marketing and recruitment	81,900	76,901	71,655	70,142	69,005	71,125	140,130	140,130	69,005	68,990	76,378	216,010	Technology	284,298	156,329	248,951	249,912	271,392	277,323	548,715	548,715	271,392	345,065	313,418	959,316	Food service	179	182	183	903	182	182	364	364	182	183	269	635	Student services	131,234	66,816	64,523	76,495	52,922	157,298	210,220	210,220	52,922	68,611	179,110	398,396	Office expense	156,647	43,917	80,043	79,222	78,370	94,681	173,051	173,051	78,370	126,941	86,509	303,357	Depreciation and amortization	159,400	200,212	122,008	137,806	219,153	132,884	352,037	352,037	219,153	225,146	393,950	1,033,931	Other	19,806	13,628	34,079	16,001	30,738	11,663	42,401	42,401	30,738	39,391	17,801	66,875	TOTAL EXPENSES	8,344,059	3,162,610	4,884,477	6,474,536	4,933,040	6,042,622	10,975,662	10,975,662	4,933,040	8,537,851	10,852,424	27,265,168	SURPLUS / (DEFICIT) FROM SCHOOL OPERATIONS	910,119	(1,051,185)	(225,738)	721,960	(663,234)	(343,221)	(1,006,455)	(1,006,455)	(663,234)	1,074,064	1,218,440	3,187,848	Support and other revenue:														Contributions:														Foundations	276	279	279	279	279	279	558	558	279	279	279	837	Miscellaneous and interest income	4,443	4,444	4,444	4,444	4,444	4,444	8,888	8,888	4,444	4,444	8,681	18,369	TOTAL SUPPORT AND OTHER REVENUE	4,719	4,723	4,723	4,723	4,723	4,723	9,446	9,446	4,723	4,723	8,960	19,206	CHANGE IN NET ASSETS	\$ 914,838	\$ (1,046,462)	\$ (221,015)	\$ 726,683	\$ (658,511)	\$ (338,498)	\$ (997,009)	\$ (997,009)	\$ (658,511)	\$ 1,078,787	\$ 1,227,400	\$ 3,207,054																																																						
Federal - Title and IDEA	278,305	142,001	228,675	225,337	109,460	139,596	249,056	249,056	109,460	192,104	333,180	735,313	Federal - Other	662,370	412,927	603,270	607,799	316,029	489,696	805,725	805,725	316,029	656,363	797,778	1,939,320	Other support:														In-kind donations	1,936,031	368,437	895,427	1,516,620	896,232	1,181,716	2,077,948	2,077,948	896,232	1,845,325	2,547,915	6,469,436	TOTAL REVENUE, GAINS AND OTHER SUPPORT	9,254,178	2,111,425	4,658,739	7,196,496	4,269,806	5,699,401	9,969,207	9,969,207	4,269,806	8,770,237	12,070,864	30,453,016	Personnel services costs:														Administrative staff personnel	909,461	523,166	781,843	771,560	663,089	876,460	1,539,549	1,539,549	663,089	831,013	1,290,682	3,164,828	Instructional personnel	2,646,075	941,863	1,427,969	2,089,422	1,526,014	1,818,429	3,344,443	3,344,443	1,526,014	2,514,030	3,373,153	8,098,579	Non-instructional personnel	3,555,536	1,465,029	2,209,812	2,860,982	2,189,103	2,694,889	4,883,992	4,883,992	2,189,103	3,345,043	4,663,835	11,263,407	TOTAL STAFF AND SALARIES	6,089,072	3,330,058	4,419,624	5,721,964	4,378,206	5,389,778	9,827,534	9,827,534	4,378,206	6,750,086	9,327,670	22,526,814	Fringe benefits and payroll taxes	608,406	248,158	338,131	448,207	336,393	421,784	758,177	758,177	336,393	540,169	729,830	1,822,479	Retirement	53,345	20,550	27,479	26,462	20,914	31,515	52,429	52,429	20,914	31,106	44,968	139,500	Management company fees	979,507	229,913	500,701	759,262	434,716	600,545	1,035,261	1,035,261	434,716	1,002,481	1,271,376	3,196,668	Legal services	5,940	5,932	5,932	5,932	5,932	5,932	11,864	11,864	5,932	5,932	5,932	17,796	Accounting and audit services	11,458	11,458	11,458	11,458	11,458	11,458	22,916	22,916	11,458	11,458	11,458	34,374	Other professional and consulting services	10,746	50,657	10,746	17,919	10,758	10,758	21,516	21,516	10,758	30,395	16,943	58,096	Building rent	506	8,693	505	505	505	505	1,010	1,010	505	505	505	1,515	In-kind rent	1,913,241	356,418	879,410	1,454,022	884,426	1,166,518	2,050,944	2,050,944	884,426	2,051,531	2,517,597	6,392,684	Repairs and maintenance	3,733	5,031	11,304	8,813	7,197	3,339	10,536	10,536	7,197	21,654	21,758	116,250	Insurance	50,738	50,738	50,738	50,738	50,738	50,738	101,476	101,476	50,738	50,738	50,738	152,214	Utilities	49,498	35,679	49,172	19,327	29,622	41,967	71,589	71,589	29,622	55,142	40,761	143,208	Supplies and materials	155,536	77,678	108,797	111,795	157,891	150,845	308,736	308,736	157,891	197,886	233,036	578,633	Equipment/Furnishings	19,784	1,425	3,855	5,427	10,818	9,834	20,652	20,652	10,818	38,606	16,808	77,104	Staff development	92,604	37,266	54,972	63,206	60,807	96,839	157,646	157,646	60,807	110,826	83,362	292,720	Marketing and recruitment	81,900	76,901	71,655	70,142	69,005	71,125	140,130	140,130	69,005	68,990	76,378	216,010	Technology	284,298	156,329	248,951	249,912	271,392	277,323	548,715	548,715	271,392	345,065	313,418	959,316	Food service	179	182	183	903	182	182	364	364	182	183	269	635	Student services	131,234	66,816	64,523	76,495	52,922	157,298	210,220	210,220	52,922	68,611	179,110	398,396	Office expense	156,647	43,917	80,043	79,222	78,370	94,681	173,051	173,051	78,370	126,941	86,509	303,357	Depreciation and amortization	159,400	200,212	122,008	137,806	219,153	132,884	352,037	352,037	219,153	225,146	393,950	1,033,931	Other	19,806	13,628	34,079	16,001	30,738	11,663	42,401	42,401	30,738	39,391	17,801	66,875	TOTAL EXPENSES	8,344,059	3,162,610	4,884,477	6,474,536	4,933,040	6,042,622	10,975,662	10,975,662	4,933,040	8,537,851	10,852,424	27,265,168	SURPLUS / (DEFICIT) FROM SCHOOL OPERATIONS	910,119	(1,051,185)	(225,738)	721,960	(663,234)	(343,221)	(1,006,455)	(1,006,455)	(663,234)	1,074,064	1,218,440	3,187,848	Support and other revenue:														Contributions:														Foundations	276	279	279	279	279	279	558	558	279	279	279	837	Miscellaneous and interest income	4,443	4,444	4,444	4,444	4,444	4,444	8,888	8,888	4,444	4,444	8,681	18,369	TOTAL SUPPORT AND OTHER REVENUE	4,719	4,723	4,723	4,723	4,723	4,723	9,446	9,446	4,723	4,723	8,960	19,206	CHANGE IN NET ASSETS	\$ 914,838	\$ (1,046,462)	\$ (221,015)	\$ 726,683	\$ (658,511)	\$ (338,498)	\$ (997,009)	\$ (997,009)	\$ (658,511)	\$ 1,078,787	\$ 1,227,400	\$ 3,207,054																																																																				
Federal - Other	662,370	412,927	603,270	607,799	316,029	489,696	805,725	805,725	316,029	656,363	797,778	1,939,320	Other support:														In-kind donations	1,936,031	368,437	895,427	1,516,620	896,232	1,181,716	2,077,948	2,077,948	896,232	1,845,325	2,547,915	6,469,436	TOTAL REVENUE, GAINS AND OTHER SUPPORT	9,254,178	2,111,425	4,658,739	7,196,496	4,269,806	5,699,401	9,969,207	9,969,207	4,269,806	8,770,237	12,070,864	30,453,016	Personnel services costs:														Administrative staff personnel	909,461	523,166	781,843	771,560	663,089	876,460	1,539,549	1,539,549	663,089	831,013	1,290,682	3,164,828	Instructional personnel	2,646,075	941,863	1,427,969	2,089,422	1,526,014	1,818,429	3,344,443	3,344,443	1,526,014	2,514,030	3,373,153	8,098,579	Non-instructional personnel	3,555,536	1,465,029	2,209,812	2,860,982	2,189,103	2,694,889	4,883,992	4,883,992	2,189,103	3,345,043	4,663,835	11,263,407	TOTAL STAFF AND SALARIES	6,089,072	3,330,058	4,419,624	5,721,964	4,378,206	5,389,778	9,827,534	9,827,534	4,378,206	6,750,086	9,327,670	22,526,814	Fringe benefits and payroll taxes	608,406	248,158	338,131	448,207	336,393	421,784	758,177	758,177	336,393	540,169	729,830	1,822,479	Retirement	53,345	20,550	27,479	26,462	20,914	31,515	52,429	52,429	20,914	31,106	44,968	139,500	Management company fees	979,507	229,913	500,701	759,262	434,716	600,545	1,035,261	1,035,261	434,716	1,002,481	1,271,376	3,196,668	Legal services	5,940	5,932	5,932	5,932	5,932	5,932	11,864	11,864	5,932	5,932	5,932	17,796	Accounting and audit services	11,458	11,458	11,458	11,458	11,458	11,458	22,916	22,916	11,458	11,458	11,458	34,374	Other professional and consulting services	10,746	50,657	10,746	17,919	10,758	10,758	21,516	21,516	10,758	30,395	16,943	58,096	Building rent	506	8,693	505	505	505	505	1,010	1,010	505	505	505	1,515	In-kind rent	1,913,241	356,418	879,410	1,454,022	884,426	1,166,518	2,050,944	2,050,944	884,426	2,051,531	2,517,597	6,392,684	Repairs and maintenance	3,733	5,031	11,304	8,813	7,197	3,339	10,536	10,536	7,197	21,654	21,758	116,250	Insurance	50,738	50,738	50,738	50,738	50,738	50,738	101,476	101,476	50,738	50,738	50,738	152,214	Utilities	49,498	35,679	49,172	19,327	29,622	41,967	71,589	71,589	29,622	55,142	40,761	143,208	Supplies and materials	155,536	77,678	108,797	111,795	157,891	150,845	308,736	308,736	157,891	197,886	233,036	578,633	Equipment/Furnishings	19,784	1,425	3,855	5,427	10,818	9,834	20,652	20,652	10,818	38,606	16,808	77,104	Staff development	92,604	37,266	54,972	63,206	60,807	96,839	157,646	157,646	60,807	110,826	83,362	292,720	Marketing and recruitment	81,900	76,901	71,655	70,142	69,005	71,125	140,130	140,130	69,005	68,990	76,378	216,010	Technology	284,298	156,329	248,951	249,912	271,392	277,323	548,715	548,715	271,392	345,065	313,418	959,316	Food service	179	182	183	903	182	182	364	364	182	183	269	635	Student services	131,234	66,816	64,523	76,495	52,922	157,298	210,220	210,220	52,922	68,611	179,110	398,396	Office expense	156,647	43,917	80,043	79,222	78,370	94,681	173,051	173,051	78,370	126,941	86,509	303,357	Depreciation and amortization	159,400	200,212	122,008	137,806	219,153	132,884	352,037	352,037	219,153	225,146	393,950	1,033,931	Other	19,806	13,628	34,079	16,001	30,738	11,663	42,401	42,401	30,738	39,391	17,801	66,875	TOTAL EXPENSES	8,344,059	3,162,610	4,884,477	6,474,536	4,933,040	6,042,622	10,975,662	10,975,662	4,933,040	8,537,851	10,852,424	27,265,168	SURPLUS / (DEFICIT) FROM SCHOOL OPERATIONS	910,119	(1,051,185)	(225,738)	721,960	(663,234)	(343,221)	(1,006,455)	(1,006,455)	(663,234)	1,074,064	1,218,440	3,187,848	Support and other revenue:														Contributions:														Foundations	276	279	279	279	279	279	558	558	279	279	279	837	Miscellaneous and interest income	4,443	4,444	4,444	4,444	4,444	4,444	8,888	8,888	4,444	4,444	8,681	18,369	TOTAL SUPPORT AND OTHER REVENUE	4,719	4,723	4,723	4,723	4,723	4,723	9,446	9,446	4,723	4,723	8,960	19,206	CHANGE IN NET ASSETS	\$ 914,838	\$ (1,046,462)	\$ (221,015)	\$ 726,683	\$ (658,511)	\$ (338,498)	\$ (997,009)	\$ (997,009)	\$ (658,511)	\$ 1,078,787	\$ 1,227,400	\$ 3,207,054																																																																																	
Other support:														In-kind donations	1,936,031	368,437	895,427	1,516,620	896,232	1,181,716	2,077,948	2,077,948	896,232	1,845,325	2,547,915	6,469,436	TOTAL REVENUE, GAINS AND OTHER SUPPORT	9,254,178	2,111,425	4,658,739	7,196,496	4,269,806	5,699,401	9,969,207	9,969,207	4,269,806	8,770,237	12,070,864	30,453,016	Personnel services costs:														Administrative staff personnel	909,461	523,166	781,843	771,560	663,089	876,460	1,539,549	1,539,549	663,089	831,013	1,290,682	3,164,828	Instructional personnel	2,646,075	941,863	1,427,969	2,089,422	1,526,014	1,818,429	3,344,443	3,344,443	1,526,014	2,514,030	3,373,153	8,098,579	Non-instructional personnel	3,555,536	1,465,029	2,209,812	2,860,982	2,189,103	2,694,889	4,883,992	4,883,992	2,189,103	3,345,043	4,663,835	11,263,407	TOTAL STAFF AND SALARIES	6,089,072	3,330,058	4,419,624	5,721,964	4,378,206	5,389,778	9,827,534	9,827,534	4,378,206	6,750,086	9,327,670	22,526,814	Fringe benefits and payroll taxes	608,406	248,158	338,131	448,207	336,393	421,784	758,177	758,177	336,393	540,169	729,830	1,822,479	Retirement	53,345	20,550	27,479	26,462	20,914	31,515	52,429	52,429	20,914	31,106	44,968	139,500	Management company fees	979,507	229,913	500,701	759,262	434,716	600,545	1,035,261	1,035,261	434,716	1,002,481	1,271,376	3,196,668	Legal services	5,940	5,932	5,932	5,932	5,932	5,932	11,864	11,864	5,932	5,932	5,932	17,796	Accounting and audit services	11,458	11,458	11,458	11,458	11,458	11,458	22,916	22,916	11,458	11,458	11,458	34,374	Other professional and consulting services	10,746	50,657	10,746	17,919	10,758	10,758	21,516	21,516	10,758	30,395	16,943	58,096	Building rent	506	8,693	505	505	505	505	1,010	1,010	505	505	505	1,515	In-kind rent	1,913,241	356,418	879,410	1,454,022	884,426	1,166,518	2,050,944	2,050,944	884,426	2,051,531	2,517,597	6,392,684	Repairs and maintenance	3,733	5,031	11,304	8,813	7,197	3,339	10,536	10,536	7,197	21,654	21,758	116,250	Insurance	50,738	50,738	50,738	50,738	50,738	50,738	101,476	101,476	50,738	50,738	50,738	152,214	Utilities	49,498	35,679	49,172	19,327	29,622	41,967	71,589	71,589	29,622	55,142	40,761	143,208	Supplies and materials	155,536	77,678	108,797	111,795	157,891	150,845	308,736	308,736	157,891	197,886	233,036	578,633	Equipment/Furnishings	19,784	1,425	3,855	5,427	10,818	9,834	20,652	20,652	10,818	38,606	16,808	77,104	Staff development	92,604	37,266	54,972	63,206	60,807	96,839	157,646	157,646	60,807	110,826	83,362	292,720	Marketing and recruitment	81,900	76,901	71,655	70,142	69,005	71,125	140,130	140,130	69,005	68,990	76,378	216,010	Technology	284,298	156,329	248,951	249,912	271,392	277,323	548,715	548,715	271,392	345,065	313,418	959,316	Food service	179	182	183	903	182	182	364	364	182	183	269	635	Student services	131,234	66,816	64,523	76,495	52,922	157,298	210,220	210,220	52,922	68,611	179,110	398,396	Office expense	156,647	43,917	80,043	79,222	78,370	94,681	173,051	173,051	78,370	126,941	86,509	303,357	Depreciation and amortization	159,400	200,212	122,008	137,806	219,153	132,884	352,037	352,037	219,153	225,146	393,950	1,033,931	Other	19,806	13,628	34,079	16,001	30,738	11,663	42,401	42,401	30,738	39,391	17,801	66,875	TOTAL EXPENSES	8,344,059	3,162,610	4,884,477	6,474,536	4,933,040	6,042,622	10,975,662	10,975,662	4,933,040	8,537,851	10,852,424	27,265,168	SURPLUS / (DEFICIT) FROM SCHOOL OPERATIONS	910,119	(1,051,185)	(225,738)	721,960	(663,234)	(343,221)	(1,006,455)	(1,006,455)	(663,234)	1,074,064	1,218,440	3,187,848	Support and other revenue:														Contributions:														Foundations	276	279	279	279	279	279	558	558	279	279	279	837	Miscellaneous and interest income	4,443	4,444	4,444	4,444	4,444	4,444	8,888	8,888	4,444	4,444	8,681	18,369	TOTAL SUPPORT AND OTHER REVENUE	4,719	4,723	4,723	4,723	4,723	4,723	9,446	9,446	4,723	4,723	8,960	19,206	CHANGE IN NET ASSETS	\$ 914,838	\$ (1,046,462)	\$ (221,015)	\$ 726,683	\$ (658,511)	\$ (338,498)	\$ (997,009)	\$ (997,009)	\$ (658,511)	\$ 1,078,787	\$ 1,227,400	\$ 3,207,054																																																																																														
In-kind donations	1,936,031	368,437	895,427	1,516,620	896,232	1,181,716	2,077,948	2,077,948	896,232	1,845,325	2,547,915	6,469,436	TOTAL REVENUE, GAINS AND OTHER SUPPORT	9,254,178	2,111,425	4,658,739	7,196,496	4,269,806	5,699,401	9,969,207	9,969,207	4,269,806	8,770,237	12,070,864	30,453,016	Personnel services costs:														Administrative staff personnel	909,461	523,166	781,843	771,560	663,089	876,460	1,539,549	1,539,549	663,089	831,013	1,290,682	3,164,828	Instructional personnel	2,646,075	941,863	1,427,969	2,089,422	1,526,014	1,818,429	3,344,443	3,344,443	1,526,014	2,514,030	3,373,153	8,098,579	Non-instructional personnel	3,555,536	1,465,029	2,209,812	2,860,982	2,189,103	2,694,889	4,883,992	4,883,992	2,189,103	3,345,043	4,663,835	11,263,407	TOTAL STAFF AND SALARIES	6,089,072	3,330,058	4,419,624	5,721,964	4,378,206	5,389,778	9,827,534	9,827,534	4,378,206	6,750,086	9,327,670	22,526,814	Fringe benefits and payroll taxes	608,406	248,158	338,131	448,207	336,393	421,784	758,177	758,177	336,393	540,169	729,830	1,822,479	Retirement	53,345	20,550	27,479	26,462	20,914	31,515	52,429	52,429	20,914	31,106	44,968	139,500	Management company fees	979,507	229,913	500,701	759,262	434,716	600,545	1,035,261	1,035,261	434,716	1,002,481	1,271,376	3,196,668	Legal services	5,940	5,932	5,932	5,932	5,932	5,932	11,864	11,864	5,932	5,932	5,932	17,796	Accounting and audit services	11,458	11,458	11,458	11,458	11,458	11,458	22,916	22,916	11,458	11,458	11,458	34,374	Other professional and consulting services	10,746	50,657	10,746	17,919	10,758	10,758	21,516	21,516	10,758	30,395	16,943	58,096	Building rent	506	8,693	505	505	505	505	1,010	1,010	505	505	505	1,515	In-kind rent	1,913,241	356,418	879,410	1,454,022	884,426	1,166,518	2,050,944	2,050,944	884,426	2,051,531	2,517,597	6,392,684	Repairs and maintenance	3,733	5,031	11,304	8,813	7,197	3,339	10,536	10,536	7,197	21,654	21,758	116,250	Insurance	50,738	50,738	50,738	50,738	50,738	50,738	101,476	101,476	50,738	50,738	50,738	152,214	Utilities	49,498	35,679	49,172	19,327	29,622	41,967	71,589	71,589	29,622	55,142	40,761	143,208	Supplies and materials	155,536	77,678	108,797	111,795	157,891	150,845	308,736	308,736	157,891	197,886	233,036	578,633	Equipment/Furnishings	19,784	1,425	3,855	5,427	10,818	9,834	20,652	20,652	10,818	38,606	16,808	77,104	Staff development	92,604	37,266	54,972	63,206	60,807	96,839	157,646	157,646	60,807	110,826	83,362	292,720	Marketing and recruitment	81,900	76,901	71,655	70,142	69,005	71,125	140,130	140,130	69,005	68,990	76,378	216,010	Technology	284,298	156,329	248,951	249,912	271,392	277,323	548,715	548,715	271,392	345,065	313,418	959,316	Food service	179	182	183	903	182	182	364	364	182	183	269	635	Student services	131,234	66,816	64,523	76,495	52,922	157,298	210,220	210,220	52,922	68,611	179,110	398,396	Office expense	156,647	43,917	80,043	79,222	78,370	94,681	173,051	173,051	78,370	126,941	86,509	303,357	Depreciation and amortization	159,400	200,212	122,008	137,806	219,153	132,884	352,037	352,037	219,153	225,146	393,950	1,033,931	Other	19,806	13,628	34,079	16,001	30,738	11,663	42,401	42,401	30,738	39,391	17,801	66,875	TOTAL EXPENSES	8,344,059	3,162,610	4,884,477	6,474,536	4,933,040	6,042,622	10,975,662	10,975,662	4,933,040	8,537,851	10,852,424	27,265,168	SURPLUS / (DEFICIT) FROM SCHOOL OPERATIONS	910,119	(1,051,185)	(225,738)	721,960	(663,234)	(343,221)	(1,006,455)	(1,006,455)	(663,234)	1,074,064	1,218,440	3,187,848	Support and other revenue:														Contributions:														Foundations	276	279	279	279	279	279	558	558	279	279	279	837	Miscellaneous and interest income	4,443	4,444	4,444	4,444	4,444	4,444	8,888	8,888	4,444	4,444	8,681	18,369	TOTAL SUPPORT AND OTHER REVENUE	4,719	4,723	4,723	4,723	4,723	4,723	9,446	9,446	4,723	4,723	8,960	19,206	CHANGE IN NET ASSETS	\$ 914,838	\$ (1,046,462)	\$ (221,015)	\$ 726,683	\$ (658,511)	\$ (338,498)	\$ (997,009)	\$ (997,009)	\$ (658,511)	\$ 1,078,787	\$ 1,227,400	\$ 3,207,054																																																																																																												
TOTAL REVENUE, GAINS AND OTHER SUPPORT	9,254,178	2,111,425	4,658,739	7,196,496	4,269,806	5,699,401	9,969,207	9,969,207	4,269,806	8,770,237	12,070,864	30,453,016	Personnel services costs:														Administrative staff personnel	909,461	523,166	781,843	771,560	663,089	876,460	1,539,549	1,539,549	663,089	831,013	1,290,682	3,164,828	Instructional personnel	2,646,075	941,863	1,427,969	2,089,422	1,526,014	1,818,429	3,344,443	3,344,443	1,526,014	2,514,030	3,373,153	8,098,579	Non-instructional personnel	3,555,536	1,465,029	2,209,812	2,860,982	2,189,103	2,694,889	4,883,992	4,883,992	2,189,103	3,345,043	4,663,835	11,263,407	TOTAL STAFF AND SALARIES	6,089,072	3,330,058	4,419,624	5,721,964	4,378,206	5,389,778	9,827,534	9,827,534	4,378,206	6,750,086	9,327,670	22,526,814	Fringe benefits and payroll taxes	608,406	248,158	338,131	448,207	336,393	421,784	758,177	758,177	336,393	540,169	729,830	1,822,479	Retirement	53,345	20,550	27,479	26,462	20,914	31,515	52,429	52,429	20,914	31,106	44,968	139,500	Management company fees	979,507	229,913	500,701	759,262	434,716	600,545	1,035,261	1,035,261	434,716	1,002,481	1,271,376	3,196,668	Legal services	5,940	5,932	5,932	5,932	5,932	5,932	11,864	11,864	5,932	5,932	5,932	17,796	Accounting and audit services	11,458	11,458	11,458	11,458	11,458	11,458	22,916	22,916	11,458	11,458	11,458	34,374	Other professional and consulting services	10,746	50,657	10,746	17,919	10,758	10,758	21,516	21,516	10,758	30,395	16,943	58,096	Building rent	506	8,693	505	505	505	505	1,010	1,010	505	505	505	1,515	In-kind rent	1,913,241	356,418	879,410	1,454,022	884,426	1,166,518	2,050,944	2,050,944	884,426	2,051,531	2,517,597	6,392,684	Repairs and maintenance	3,733	5,031	11,304	8,813	7,197	3,339	10,536	10,536	7,197	21,654	21,758	116,250	Insurance	50,738	50,738	50,738	50,738	50,738	50,738	101,476	101,476	50,738	50,738	50,738	152,214	Utilities	49,498	35,679	49,172	19,327	29,622	41,967	71,589	71,589	29,622	55,142	40,761	143,208	Supplies and materials	155,536	77,678	108,797	111,795	157,891	150,845	308,736	308,736	157,891	197,886	233,036	578,633	Equipment/Furnishings	19,784	1,425	3,855	5,427	10,818	9,834	20,652	20,652	10,818	38,606	16,808	77,104	Staff development	92,604	37,266	54,972	63,206	60,807	96,839	157,646	157,646	60,807	110,826	83,362	292,720	Marketing and recruitment	81,900	76,901	71,655	70,142	69,005	71,125	140,130	140,130	69,005	68,990	76,378	216,010	Technology	284,298	156,329	248,951	249,912	271,392	277,323	548,715	548,715	271,392	345,065	313,418	959,316	Food service	179	182	183	903	182	182	364	364	182	183	269	635	Student services	131,234	66,816	64,523	76,495	52,922	157,298	210,220	210,220	52,922	68,611	179,110	398,396	Office expense	156,647	43,917	80,043	79,222	78,370	94,681	173,051	173,051	78,370	126,941	86,509	303,357	Depreciation and amortization	159,400	200,212	122,008	137,806	219,153	132,884	352,037	352,037	219,153	225,146	393,950	1,033,931	Other	19,806	13,628	34,079	16,001	30,738	11,663	42,401	42,401	30,738	39,391	17,801	66,875	TOTAL EXPENSES	8,344,059	3,162,610	4,884,477	6,474,536	4,933,040	6,042,622	10,975,662	10,975,662	4,933,040	8,537,851	10,852,424	27,265,168	SURPLUS / (DEFICIT) FROM SCHOOL OPERATIONS	910,119	(1,051,185)	(225,738)	721,960	(663,234)	(343,221)	(1,006,455)	(1,006,455)	(663,234)	1,074,064	1,218,440	3,187,848	Support and other revenue:														Contributions:														Foundations	276	279	279	279	279	279	558	558	279	279	279	837	Miscellaneous and interest income	4,443	4,444	4,444	4,444	4,444	4,444	8,888	8,888	4,444	4,444	8,681	18,369	TOTAL SUPPORT AND OTHER REVENUE	4,719	4,723	4,723	4,723	4,723	4,723	9,446	9,446	4,723	4,723	8,960	19,206	CHANGE IN NET ASSETS	\$ 914,838	\$ (1,046,462)	\$ (221,015)	\$ 726,683	\$ (658,511)	\$ (338,498)	\$ (997,009)	\$ (997,009)	\$ (658,511)	\$ 1,078,787	\$ 1,227,400	\$ 3,207,054																																																																																																																									
Personnel services costs:														Administrative staff personnel	909,461	523,166	781,843	771,560	663,089	876,460	1,539,549	1,539,549	663,089	831,013	1,290,682	3,164,828	Instructional personnel	2,646,075	941,863	1,427,969	2,089,422	1,526,014	1,818,429	3,344,443	3,344,443	1,526,014	2,514,030	3,373,153	8,098,579	Non-instructional personnel	3,555,536	1,465,029	2,209,812	2,860,982	2,189,103	2,694,889	4,883,992	4,883,992	2,189,103	3,345,043	4,663,835	11,263,407	TOTAL STAFF AND SALARIES	6,089,072	3,330,058	4,419,624	5,721,964	4,378,206	5,389,778	9,827,534	9,827,534	4,378,206	6,750,086	9,327,670	22,526,814	Fringe benefits and payroll taxes	608,406	248,158	338,131	448,207	336,393	421,784	758,177	758,177	336,393	540,169	729,830	1,822,479	Retirement	53,345	20,550	27,479	26,462	20,914	31,515	52,429	52,429	20,914	31,106	44,968	139,500	Management company fees	979,507	229,913	500,701	759,262	434,716	600,545	1,035,261	1,035,261	434,716	1,002,481	1,271,376	3,196,668	Legal services	5,940	5,932	5,932	5,932	5,932	5,932	11,864	11,864	5,932	5,932	5,932	17,796	Accounting and audit services	11,458	11,458	11,458	11,458	11,458	11,458	22,916	22,916	11,458	11,458	11,458	34,374	Other professional and consulting services	10,746	50,657	10,746	17,919	10,758	10,758	21,516	21,516	10,758	30,395	16,943	58,096	Building rent	506	8,693	505	505	505	505	1,010	1,010	505	505	505	1,515	In-kind rent	1,913,241	356,418	879,410	1,454,022	884,426	1,166,518	2,050,944	2,050,944	884,426	2,051,531	2,517,597	6,392,684	Repairs and maintenance	3,733	5,031	11,304	8,813	7,197	3,339	10,536	10,536	7,197	21,654	21,758	116,250	Insurance	50,738	50,738	50,738	50,738	50,738	50,738	101,476	101,476	50,738	50,738	50,738	152,214	Utilities	49,498	35,679	49,172	19,327	29,622	41,967	71,589	71,589	29,622	55,142	40,761	143,208	Supplies and materials	155,536	77,678	108,797	111,795	157,891	150,845	308,736	308,736	157,891	197,886	233,036	578,633	Equipment/Furnishings	19,784	1,425	3,855	5,427	10,818	9,834	20,652	20,652	10,818	38,606	16,808	77,104	Staff development	92,604	37,266	54,972	63,206	60,807	96,839	157,646	157,646	60,807	110,826	83,362	292,720	Marketing and recruitment	81,900	76,901	71,655	70,142	69,005	71,125	140,130	140,130	69,005	68,990	76,378	216,010	Technology	284,298	156,329	248,951	249,912	271,392	277,323	548,715	548,715	271,392	345,065	313,418	959,316	Food service	179	182	183	903	182	182	364	364	182	183	269	635	Student services	131,234	66,816	64,523	76,495	52,922	157,298	210,220	210,220	52,922	68,611	179,110	398,396	Office expense	156,647	43,917	80,043	79,222	78,370	94,681	173,051	173,051	78,370	126,941	86,509	303,357	Depreciation and amortization	159,400	200,212	122,008	137,806	219,153	132,884	352,037	352,037	219,153	225,146	393,950	1,033,931	Other	19,806	13,628	34,079	16,001	30,738	11,663	42,401	42,401	30,738	39,391	17,801	66,875	TOTAL EXPENSES	8,344,059	3,162,610	4,884,477	6,474,536	4,933,040	6,042,622	10,975,662	10,975,662	4,933,040	8,537,851	10,852,424	27,265,168	SURPLUS / (DEFICIT) FROM SCHOOL OPERATIONS	910,119	(1,051,185)	(225,738)	721,960	(663,234)	(343,221)	(1,006,455)	(1,006,455)	(663,234)	1,074,064	1,218,440	3,187,848	Support and other revenue:														Contributions:														Foundations	276	279	279	279	279	279	558	558	279	279	279	837	Miscellaneous and interest income	4,443	4,444	4,444	4,444	4,444	4,444	8,888	8,888	4,444	4,444	8,681	18,369	TOTAL SUPPORT AND OTHER REVENUE	4,719	4,723	4,723	4,723	4,723	4,723	9,446	9,446	4,723	4,723	8,960	19,206	CHANGE IN NET ASSETS	\$ 914,838	\$ (1,046,462)	\$ (221,015)	\$ 726,683	\$ (658,511)	\$ (338,498)	\$ (997,009)	\$ (997,009)	\$ (658,511)	\$ 1,078,787	\$ 1,227,400	\$ 3,207,054																																																																																																																																						
Administrative staff personnel	909,461	523,166	781,843	771,560	663,089	876,460	1,539,549	1,539,549	663,089	831,013	1,290,682	3,164,828	Instructional personnel	2,646,075	941,863	1,427,969	2,089,422	1,526,014	1,818,429	3,344,443	3,344,443	1,526,014	2,514,030	3,373,153	8,098,579	Non-instructional personnel	3,555,536	1,465,029	2,209,812	2,860,982	2,189,103	2,694,889	4,883,992	4,883,992	2,189,103	3,345,043	4,663,835	11,263,407	TOTAL STAFF AND SALARIES	6,089,072	3,330,058	4,419,624	5,721,964	4,378,206	5,389,778	9,827,534	9,827,534	4,378,206	6,750,086	9,327,670	22,526,814	Fringe benefits and payroll taxes	608,406	248,158	338,131	448,207	336,393	421,784	758,177	758,177	336,393	540,169	729,830	1,822,479	Retirement	53,345	20,550	27,479	26,462	20,914	31,515	52,429	52,429	20,914	31,106	44,968	139,500	Management company fees	979,507	229,913	500,701	759,262	434,716	600,545	1,035,261	1,035,261	434,716	1,002,481	1,271,376	3,196,668	Legal services	5,940	5,932	5,932	5,932	5,932	5,932	11,864	11,864	5,932	5,932	5,932	17,796	Accounting and audit services	11,458	11,458	11,458	11,458	11,458	11,458	22,916	22,916	11,458	11,458	11,458	34,374	Other professional and consulting services	10,746	50,657	10,746	17,919	10,758	10,758	21,516	21,516	10,758	30,395	16,943	58,096	Building rent	506	8,693	505	505	505	505	1,010	1,010	505	505	505	1,515	In-kind rent	1,913,241	356,418	879,410	1,454,022	884,426	1,166,518	2,050,944	2,050,944	884,426	2,051,531	2,517,597	6,392,684	Repairs and maintenance	3,733	5,031	11,304	8,813	7,197	3,339	10,536	10,536	7,197	21,654	21,758	116,250	Insurance	50,738	50,738	50,738	50,738	50,738	50,738	101,476	101,476	50,738	50,738	50,738	152,214	Utilities	49,498	35,679	49,172	19,327	29,622	41,967	71,589	71,589	29,622	55,142	40,761	143,208	Supplies and materials	155,536	77,678	108,797	111,795	157,891	150,845	308,736	308,736	157,891	197,886	233,036	578,633	Equipment/Furnishings	19,784	1,425	3,855	5,427	10,818	9,834	20,652	20,652	10,818	38,606	16,808	77,104	Staff development	92,604	37,266	54,972	63,206	60,807	96,839	157,646	157,646	60,807	110,826	83,362	292,720	Marketing and recruitment	81,900	76,901	71,655	70,142	69,005	71,125	140,130	140,130	69,005	68,990	76,378	216,010	Technology	284,298	156,329	248,951	249,912	271,392	277,323	548,715	548,715	271,392	345,065	313,418	959,316	Food service	179	182	183	903	182	182	364	364	182	183	269	635	Student services	131,234	66,816	64,523	76,495	52,922	157,298	210,220	210,220	52,922	68,611	179,110	398,396	Office expense	156,647	43,917	80,043	79,222	78,370	94,681	173,051	173,051	78,370	126,941	86,509	303,357	Depreciation and amortization	159,400	200,212	122,008	137,806	219,153	132,884	352,037	352,037	219,153	225,146	393,950	1,033,931	Other	19,806	13,628	34,079	16,001	30,738	11,663	42,401	42,401	30,738	39,391	17,801	66,875	TOTAL EXPENSES	8,344,059	3,162,610	4,884,477	6,474,536	4,933,040	6,042,622	10,975,662	10,975,662	4,933,040	8,537,851	10,852,424	27,265,168	SURPLUS / (DEFICIT) FROM SCHOOL OPERATIONS	910,119	(1,051,185)	(225,738)	721,960	(663,234)	(343,221)	(1,006,455)	(1,006,455)	(663,234)	1,074,064	1,218,440	3,187,848	Support and other revenue:														Contributions:														Foundations	276	279	279	279	279	279	558	558	279	279	279	837	Miscellaneous and interest income	4,443	4,444	4,444	4,444	4,444	4,444	8,888	8,888	4,444	4,444	8,681	18,369	TOTAL SUPPORT AND OTHER REVENUE	4,719	4,723	4,723	4,723	4,723	4,723	9,446	9,446	4,723	4,723	8,960	19,206	CHANGE IN NET ASSETS	\$ 914,838	\$ (1,046,462)	\$ (221,015)	\$ 726,683	\$ (658,511)	\$ (338,498)	\$ (997,009)	\$ (997,009)	\$ (658,511)	\$ 1,078,787	\$ 1,227,400	\$ 3,207,054																																																																																																																																																				
Instructional personnel	2,646,075	941,863	1,427,969	2,089,422	1,526,014	1,818,429	3,344,443	3,344,443	1,526,014	2,514,030	3,373,153	8,098,579	Non-instructional personnel	3,555,536	1,465,029	2,209,812	2,860,982	2,189,103	2,694,889	4,883,992	4,883,992	2,189,103	3,345,043	4,663,835	11,263,407	TOTAL STAFF AND SALARIES	6,089,072	3,330,058	4,419,624	5,721,964	4,378,206	5,389,778	9,827,534	9,827,534	4,378,206	6,750,086	9,327,670	22,526,814	Fringe benefits and payroll taxes	608,406	248,158	338,131	448,207	336,393	421,784	758,177	758,177	336,393	540,169	729,830	1,822,479	Retirement	53,345	20,550	27,479	26,462	20,914	31,515	52,429	52,429	20,914	31,106	44,968	139,500	Management company fees	979,507	229,913	500,701	759,262	434,716	600,545	1,035,261	1,035,261	434,716	1,002,481	1,271,376	3,196,668	Legal services	5,940	5,932	5,932	5,932	5,932	5,932	11,864	11,864	5,932	5,932	5,932	17,796	Accounting and audit services	11,458	11,458	11,458	11,458	11,458	11,458	22,916	22,916	11,458	11,458	11,458	34,374	Other professional and consulting services	10,746	50,657	10,746	17,919	10,758	10,758	21,516	21,516	10,758	30,395	16,943	58,096	Building rent	506	8,693	505	505	505	505	1,010	1,010	505	505	505	1,515	In-kind rent	1,913,241	356,418	879,410	1,454,022	884,426	1,166,518	2,050,944	2,050,944	884,426	2,051,531	2,517,597	6,392,684	Repairs and maintenance	3,733	5,031	11,304	8,813	7,197	3,339	10,536	10,536	7,197	21,654	21,758	116,250	Insurance	50,738	50,738	50,738	50,738	50,738	50,738	101,476	101,476	50,738	50,738	50,738	152,214	Utilities	49,498	35,679	49,172	19,327	29,622	41,967	71,589	71,589	29,622	55,142	40,761	143,208	Supplies and materials	155,536	77,678	108,797	111,795	157,891	150,845	308,736	308,736	157,891	197,886	233,036	578,633	Equipment/Furnishings	19,784	1,425	3,855	5,427	10,818	9,834	20,652	20,652	10,818	38,606	16,808	77,104	Staff development	92,604	37,266	54,972	63,206	60,807	96,839	157,646	157,646	60,807	110,826	83,362	292,720	Marketing and recruitment	81,900	76,901	71,655	70,142	69,005	71,125	140,130	140,130	69,005	68,990	76,378	216,010	Technology	284,298	156,329	248,951	249,912	271,392	277,323	548,715	548,715	271,392	345,065	313,418	959,316	Food service	179	182	183	903	182	182	364	364	182	183	269	635	Student services	131,234	66,816	64,523	76,495	52,922	157,298	210,220	210,220	52,922	68,611	179,110	398,396	Office expense	156,647	43,917	80,043	79,222	78,370	94,681	173,051	173,051	78,370	126,941	86,509	303,357	Depreciation and amortization	159,400	200,212	122,008	137,806	219,153	132,884	352,037	352,037	219,153	225,146	393,950	1,033,931	Other	19,806	13,628	34,079	16,001	30,738	11,663	42,401	42,401	30,738	39,391	17,801	66,875	TOTAL EXPENSES	8,344,059	3,162,610	4,884,477	6,474,536	4,933,040	6,042,622	10,975,662	10,975,662	4,933,040	8,537,851	10,852,424	27,265,168	SURPLUS / (DEFICIT) FROM SCHOOL OPERATIONS	910,119	(1,051,185)	(225,738)	721,960	(663,234)	(343,221)	(1,006,455)	(1,006,455)	(663,234)	1,074,064	1,218,440	3,187,848	Support and other revenue:														Contributions:														Foundations	276	279	279	279	279	279	558	558	279	279	279	837	Miscellaneous and interest income	4,443	4,444	4,444	4,444	4,444	4,444	8,888	8,888	4,444	4,444	8,681	18,369	TOTAL SUPPORT AND OTHER REVENUE	4,719	4,723	4,723	4,723	4,723	4,723	9,446	9,446	4,723	4,723	8,960	19,206	CHANGE IN NET ASSETS	\$ 914,838	\$ (1,046,462)	\$ (221,015)	\$ 726,683	\$ (658,511)	\$ (338,498)	\$ (997,009)	\$ (997,009)	\$ (658,511)	\$ 1,078,787	\$ 1,227,400	\$ 3,207,054																																																																																																																																																																	
Non-instructional personnel	3,555,536	1,465,029	2,209,812	2,860,982	2,189,103	2,694,889	4,883,992	4,883,992	2,189,103	3,345,043	4,663,835	11,263,407	TOTAL STAFF AND SALARIES	6,089,072	3,330,058	4,419,624	5,721,964	4,378,206	5,389,778	9,827,534	9,827,534	4,378,206	6,750,086	9,327,670	22,526,814	Fringe benefits and payroll taxes	608,406	248,158	338,131	448,207	336,393	421,784	758,177	758,177	336,393	540,169	729,830	1,822,479	Retirement	53,345	20,550	27,479	26,462	20,914	31,515	52,429	52,429	20,914	31,106	44,968	139,500	Management company fees	979,507	229,913	500,701	759,262	434,716	600,545	1,035,261	1,035,261	434,716	1,002,481	1,271,376	3,196,668	Legal services	5,940	5,932	5,932	5,932	5,932	5,932	11,864	11,864	5,932	5,932	5,932	17,796	Accounting and audit services	11,458	11,458	11,458	11,458	11,458	11,458	22,916	22,916	11,458	11,458	11,458	34,374	Other professional and consulting services	10,746	50,657	10,746	17,919	10,758	10,758	21,516	21,516	10,758	30,395	16,943	58,096	Building rent	506	8,693	505	505	505	505	1,010	1,010	505	505	505	1,515	In-kind rent	1,913,241	356,418	879,410	1,454,022	884,426	1,166,518	2,050,944	2,050,944	884,426	2,051,531	2,517,597	6,392,684	Repairs and maintenance	3,733	5,031	11,304	8,813	7,197	3,339	10,536	10,536	7,197	21,654	21,758	116,250	Insurance	50,738	50,738	50,738	50,738	50,738	50,738	101,476	101,476	50,738	50,738	50,738	152,214	Utilities	49,498	35,679	49,172	19,327	29,622	41,967	71,589	71,589	29,622	55,142	40,761	143,208	Supplies and materials	155,536	77,678	108,797	111,795	157,891	150,845	308,736	308,736	157,891	197,886	233,036	578,633	Equipment/Furnishings	19,784	1,425	3,855	5,427	10,818	9,834	20,652	20,652	10,818	38,606	16,808	77,104	Staff development	92,604	37,266	54,972	63,206	60,807	96,839	157,646	157,646	60,807	110,826	83,362	292,720	Marketing and recruitment	81,900	76,901	71,655	70,142	69,005	71,125	140,130	140,130	69,005	68,990	76,378	216,010	Technology	284,298	156,329	248,951	249,912	271,392	277,323	548,715	548,715	271,392	345,065	313,418	959,316	Food service	179	182	183	903	182	182	364	364	182	183	269	635	Student services	131,234	66,816	64,523	76,495	52,922	157,298	210,220	210,220	52,922	68,611	179,110	398,396	Office expense	156,647	43,917	80,043	79,222	78,370	94,681	173,051	173,051	78,370	126,941	86,509	303,357	Depreciation and amortization	159,400	200,212	122,008	137,806	219,153	132,884	352,037	352,037	219,153	225,146	393,950	1,033,931	Other	19,806	13,628	34,079	16,001	30,738	11,663	42,401	42,401	30,738	39,391	17,801	66,875	TOTAL EXPENSES	8,344,059	3,162,610	4,884,477	6,474,536	4,933,040	6,042,622	10,975,662	10,975,662	4,933,040	8,537,851	10,852,424	27,265,168	SURPLUS / (DEFICIT) FROM SCHOOL OPERATIONS	910,119	(1,051,185)	(225,738)	721,960	(663,234)	(343,221)	(1,006,455)	(1,006,455)	(663,234)	1,074,064	1,218,440	3,187,848	Support and other revenue:														Contributions:														Foundations	276	279	279	279	279	279	558	558	279	279	279	837	Miscellaneous and interest income	4,443	4,444	4,444	4,444	4,444	4,444	8,888	8,888	4,444	4,444	8,681	18,369	TOTAL SUPPORT AND OTHER REVENUE	4,719	4,723	4,723	4,723	4,723	4,723	9,446	9,446	4,723	4,723	8,960	19,206	CHANGE IN NET ASSETS	\$ 914,838	\$ (1,046,462)	\$ (221,015)	\$ 726,683	\$ (658,511)	\$ (338,498)	\$ (997,009)	\$ (997,009)	\$ (658,511)	\$ 1,078,787	\$ 1,227,400	\$ 3,207,054																																																																																																																																																																														
TOTAL STAFF AND SALARIES	6,089,072	3,330,058	4,419,624	5,721,964	4,378,206	5,389,778	9,827,534	9,827,534	4,378,206	6,750,086	9,327,670	22,526,814	Fringe benefits and payroll taxes	608,406	248,158	338,131	448,207	336,393	421,784	758,177	758,177	336,393	540,169	729,830	1,822,479	Retirement	53,345	20,550	27,479	26,462	20,914	31,515	52,429	52,429	20,914	31,106	44,968	139,500	Management company fees	979,507	229,913	500,701	759,262	434,716	600,545	1,035,261	1,035,261	434,716	1,002,481	1,271,376	3,196,668	Legal services	5,940	5,932	5,932	5,932	5,932	5,932	11,864	11,864	5,932	5,932	5,932	17,796	Accounting and audit services	11,458	11,458	11,458	11,458	11,458	11,458	22,916	22,916	11,458	11,458	11,458	34,374	Other professional and consulting services	10,746	50,657	10,746	17,919	10,758	10,758	21,516	21,516	10,758	30,395	16,943	58,096	Building rent	506	8,693	505	505	505	505	1,010	1,010	505	505	505	1,515	In-kind rent	1,913,241	356,418	879,410	1,454,022	884,426	1,166,518	2,050,944	2,050,944	884,426	2,051,531	2,517,597	6,392,684	Repairs and maintenance	3,733	5,031	11,304	8,813	7,197	3,339	10,536	10,536	7,197	21,654	21,758	116,250	Insurance	50,738	50,738	50,738	50,738	50,738	50,738	101,476	101,476	50,738	50,738	50,738	152,214	Utilities	49,498	35,679	49,172	19,327	29,622	41,967	71,589	71,589	29,622	55,142	40,761	143,208	Supplies and materials	155,536	77,678	108,797	111,795	157,891	150,845	308,736	308,736	157,891	197,886	233,036	578,633	Equipment/Furnishings	19,784	1,425	3,855	5,427	10,818	9,834	20,652	20,652	10,818	38,606	16,808	77,104	Staff development	92,604	37,266	54,972	63,206	60,807	96,839	157,646	157,646	60,807	110,826	83,362	292,720	Marketing and recruitment	81,900	76,901	71,655	70,142	69,005	71,125	140,130	140,130	69,005	68,990	76,378	216,010	Technology	284,298	156,329	248,951	249,912	271,392	277,323	548,715	548,715	271,392	345,065	313,418	959,316	Food service	179	182	183	903	182	182	364	364	182	183	269	635	Student services	131,234	66,816	64,523	76,495	52,922	157,298	210,220	210,220	52,922	68,611	179,110	398,396	Office expense	156,647	43,917	80,043	79,222	78,370	94,681	173,051	173,051	78,370	126,941	86,509	303,357	Depreciation and amortization	159,400	200,212	122,008	137,806	219,153	132,884	352,037	352,037	219,153	225,146	393,950	1,033,931	Other	19,806	13,628	34,079	16,001	30,738	11,663	42,401	42,401	30,738	39,391	17,801	66,875	TOTAL EXPENSES	8,344,059	3,162,610	4,884,477	6,474,536	4,933,040	6,042,622	10,975,662	10,975,662	4,933,040	8,537,851	10,852,424	27,265,168	SURPLUS / (DEFICIT) FROM SCHOOL OPERATIONS	910,119	(1,051,185)	(225,738)	721,960	(663,234)	(343,221)	(1,006,455)	(1,006,455)	(663,234)	1,074,064	1,218,440	3,187,848	Support and other revenue:														Contributions:														Foundations	276	279	279	279	279	279	558	558	279	279	279	837	Miscellaneous and interest income	4,443	4,444	4,444	4,444	4,444	4,444	8,888	8,888	4,444	4,444	8,681	18,369	TOTAL SUPPORT AND OTHER REVENUE	4,719	4,723	4,723	4,723	4,723	4,723	9,446	9,446	4,723	4,723	8,960	19,206	CHANGE IN NET ASSETS	\$ 914,838	\$ (1,046,462)	\$ (221,015)	\$ 726,683	\$ (658,511)	\$ (338,498)	\$ (997,009)	\$ (997,009)	\$ (658,511)	\$ 1,078,787	\$ 1,227,400	\$ 3,207,054																																																																																																																																																																																											
Fringe benefits and payroll taxes	608,406	248,158	338,131	448,207	336,393	421,784	758,177	758,177	336,393	540,169	729,830	1,822,479	Retirement	53,345	20,550	27,479	26,462	20,914	31,515	52,429	52,429	20,914	31,106	44,968	139,500	Management company fees	979,507	229,913	500,701	759,262	434,716	600,545	1,035,261	1,035,261	434,716	1,002,481	1,271,376	3,196,668	Legal services	5,940	5,932	5,932	5,932	5,932	5,932	11,864	11,864	5,932	5,932	5,932	17,796	Accounting and audit services	11,458	11,458	11,458	11,458	11,458	11,458	22,916	22,916	11,458	11,458	11,458	34,374	Other professional and consulting services	10,746	50,657	10,746	17,919	10,758	10,758	21,516	21,516	10,758	30,395	16,943	58,096	Building rent	506	8,693	505	505	505	505	1,010	1,010	505	505	505	1,515	In-kind rent	1,913,241	356,418	879,410	1,454,022	884,426	1,166,518	2,050,944	2,050,944	884,426	2,051,531	2,517,597	6,392,684	Repairs and maintenance	3,733	5,031	11,304	8,813	7,197	3,339	10,536	10,536	7,197	21,654	21,758	116,250	Insurance	50,738	50,738	50,738	50,738	50,738	50,738	101,476	101,476	50,738	50,738	50,738	152,214	Utilities	49,498	35,679	49,172	19,327	29,622	41,967	71,589	71,589	29,622	55,142	40,761	143,208	Supplies and materials	155,536	77,678	108,797	111,795	157,891	150,845	308,736	308,736	157,891	197,886	233,036	578,633	Equipment/Furnishings	19,784	1,425	3,855	5,427	10,818	9,834	20,652	20,652	10,818	38,606	16,808	77,104	Staff development	92,604	37,266	54,972	63,206	60,807	96,839	157,646	157,646	60,807	110,826	83,362	292,720	Marketing and recruitment	81,900	76,901	71,655	70,142	69,005	71,125	140,130	140,130	69,005	68,990	76,378	216,010	Technology	284,298	156,329	248,951	249,912	271,392	277,323	548,715	548,715	271,392	345,065	313,418	959,316	Food service	179	182	183	903	182	182	364	364	182	183	269	635	Student services	131,234	66,816	64,523	76,495	52,922	157,298	210,220	210,220	52,922	68,611	179,110	398,396	Office expense	156,647	43,917	80,043	79,222	78,370	94,681	173,051	173,051	78,370	126,941	86,509	303,357	Depreciation and amortization	159,400	200,212	122,008	137,806	219,153	132,884	352,037	352,037	219,153	225,146	393,950	1,033,931	Other	19,806	13,628	34,079	16,001	30,738	11,663	42,401	42,401	30,738	39,391	17,801	66,875	TOTAL EXPENSES	8,344,059	3,162,610	4,884,477	6,474,536	4,933,040	6,042,622	10,975,662	10,975,662	4,933,040	8,537,851	10,852,424	27,265,168	SURPLUS / (DEFICIT) FROM SCHOOL OPERATIONS	910,119	(1,051,185)	(225,738)	721,960	(663,234)	(343,221)	(1,006,455)	(1,006,455)	(663,234)	1,074,064	1,218,440	3,187,848	Support and other revenue:														Contributions:														Foundations	276	279	279	279	279	279	558	558	279	279	279	837	Miscellaneous and interest income	4,443	4,444	4,444	4,444	4,444	4,444	8,888	8,888	4,444	4,444	8,681	18,369	TOTAL SUPPORT AND OTHER REVENUE	4,719	4,723	4,723	4,723	4,723	4,723	9,446	9,446	4,723	4,723	8,960	19,206	CHANGE IN NET ASSETS	\$ 914,838	\$ (1,046,462)	\$ (221,015)	\$ 726,683	\$ (658,511)	\$ (338,498)	\$ (997,009)	\$ (997,009)	\$ (658,511)	\$ 1,078,787	\$ 1,227,400	\$ 3,207,054																																																																																																																																																																																																								
Retirement	53,345	20,550	27,479	26,462	20,914	31,515	52,429	52,429	20,914	31,106	44,968	139,500	Management company fees	979,507	229,913	500,701	759,262	434,716	600,545	1,035,261	1,035,261	434,716	1,002,481	1,271,376	3,196,668	Legal services	5,940	5,932	5,932	5,932	5,932	5,932	11,864	11,864	5,932	5,932	5,932	17,796	Accounting and audit services	11,458	11,458	11,458	11,458	11,458	11,458	22,916	22,916	11,458	11,458	11,458	34,374	Other professional and consulting services	10,746	50,657	10,746	17,919	10,758	10,758	21,516	21,516	10,758	30,395	16,943	58,096	Building rent	506	8,693	505	505	505	505	1,010	1,010	505	505	505	1,515	In-kind rent	1,913,241	356,418	879,410	1,454,022	884,426	1,166,518	2,050,944	2,050,944	884,426	2,051,531	2,517,597	6,392,684	Repairs and maintenance	3,733	5,031	11,304	8,813	7,197	3,339	10,536	10,536	7,197	21,654	21,758	116,250	Insurance	50,738	50,738	50,738	50,738	50,738	50,738	101,476	101,476	50,738	50,738	50,738	152,214	Utilities	49,498	35,679	49,172	19,327	29,622	41,967	71,589	71,589	29,622	55,142	40,761	143,208	Supplies and materials	155,536	77,678	108,797	111,795	157,891	150,845	308,736	308,736	157,891	197,886	233,036	578,633	Equipment/Furnishings	19,784	1,425	3,855	5,427	10,818	9,834	20,652	20,652	10,818	38,606	16,808	77,104	Staff development	92,604	37,266	54,972	63,206	60,807	96,839	157,646	157,646	60,807	110,826	83,362	292,720	Marketing and recruitment	81,900	76,901	71,655	70,142	69,005	71,125	140,130	140,130	69,005	68,990	76,378	216,010	Technology	284,298	156,329	248,951	249,912	271,392	277,323	548,715	548,715	271,392	345,065	313,418	959,316	Food service	179	182	183	903	182	182	364	364	182	183	269	635	Student services	131,234	66,816	64,523	76,495	52,922	157,298	210,220	210,220	52,922	68,611	179,110	398,396	Office expense	156,647	43,917	80,043	79,222	78,370	94,681	173,051	173,051	78,370	126,941	86,509	303,357	Depreciation and amortization	159,400	200,212	122,008	137,806	219,153	132,884	352,037	352,037	219,153	225,146	393,950	1,033,931	Other	19,806	13,628	34,079	16,001	30,738	11,663	42,401	42,401	30,738	39,391	17,801	66,875	TOTAL EXPENSES	8,344,059	3,162,610	4,884,477	6,474,536	4,933,040	6,042,622	10,975,662	10,975,662	4,933,040	8,537,851	10,852,424	27,265,168	SURPLUS / (DEFICIT) FROM SCHOOL OPERATIONS	910,119	(1,051,185)	(225,738)	721,960	(663,234)	(343,221)	(1,006,455)	(1,006,455)	(663,234)	1,074,064	1,218,440	3,187,848	Support and other revenue:														Contributions:														Foundations	276	279	279	279	279	279	558	558	279	279	279	837	Miscellaneous and interest income	4,443	4,444	4,444	4,444	4,444	4,444	8,888	8,888	4,444	4,444	8,681	18,369	TOTAL SUPPORT AND OTHER REVENUE	4,719	4,723	4,723	4,723	4,723	4,723	9,446	9,446	4,723	4,723	8,960	19,206	CHANGE IN NET ASSETS	\$ 914,838	\$ (1,046,462)	\$ (221,015)	\$ 726,683	\$ (658,511)	\$ (338,498)	\$ (997,009)	\$ (997,009)	\$ (658,511)	\$ 1,078,787	\$ 1,227,400	\$ 3,207,054																																																																																																																																																																																																																					
Management company fees	979,507	229,913	500,701	759,262	434,716	600,545	1,035,261	1,035,261	434,716	1,002,481	1,271,376	3,196,668	Legal services	5,940	5,932	5,932	5,932	5,932	5,932	11,864	11,864	5,932	5,932	5,932	17,796	Accounting and audit services	11,458	11,458	11,458	11,458	11,458	11,458	22,916	22,916	11,458	11,458	11,458	34,374	Other professional and consulting services	10,746	50,657	10,746	17,919	10,758	10,758	21,516	21,516	10,758	30,395	16,943	58,096	Building rent	506	8,693	505	505	505	505	1,010	1,010	505	505	505	1,515	In-kind rent	1,913,241	356,418	879,410	1,454,022	884,426	1,166,518	2,050,944	2,050,944	884,426	2,051,531	2,517,597	6,392,684	Repairs and maintenance	3,733	5,031	11,304	8,813	7,197	3,339	10,536	10,536	7,197	21,654	21,758	116,250	Insurance	50,738	50,738	50,738	50,738	50,738	50,738	101,476	101,476	50,738	50,738	50,738	152,214	Utilities	49,498	35,679	49,172	19,327	29,622	41,967	71,589	71,589	29,622	55,142	40,761	143,208	Supplies and materials	155,536	77,678	108,797	111,795	157,891	150,845	308,736	308,736	157,891	197,886	233,036	578,633	Equipment/Furnishings	19,784	1,425	3,855	5,427	10,818	9,834	20,652	20,652	10,818	38,606	16,808	77,104	Staff development	92,604	37,266	54,972	63,206	60,807	96,839	157,646	157,646	60,807	110,826	83,362	292,720	Marketing and recruitment	81,900	76,901	71,655	70,142	69,005	71,125	140,130	140,130	69,005	68,990	76,378	216,010	Technology	284,298	156,329	248,951	249,912	271,392	277,323	548,715	548,715	271,392	345,065	313,418	959,316	Food service	179	182	183	903	182	182	364	364	182	183	269	635	Student services	131,234	66,816	64,523	76,495	52,922	157,298	210,220	210,220	52,922	68,611	179,110	398,396	Office expense	156,647	43,917	80,043	79,222	78,370	94,681	173,051	173,051	78,370	126,941	86,509	303,357	Depreciation and amortization	159,400	200,212	122,008	137,806	219,153	132,884	352,037	352,037	219,153	225,146	393,950	1,033,931	Other	19,806	13,628	34,079	16,001	30,738	11,663	42,401	42,401	30,738	39,391	17,801	66,875	TOTAL EXPENSES	8,344,059	3,162,610	4,884,477	6,474,536	4,933,040	6,042,622	10,975,662	10,975,662	4,933,040	8,537,851	10,852,424	27,265,168	SURPLUS / (DEFICIT) FROM SCHOOL OPERATIONS	910,119	(1,051,185)	(225,738)	721,960	(663,234)	(343,221)	(1,006,455)	(1,006,455)	(663,234)	1,074,064	1,218,440	3,187,848	Support and other revenue:														Contributions:														Foundations	276	279	279	279	279	279	558	558	279	279	279	837	Miscellaneous and interest income	4,443	4,444	4,444	4,444	4,444	4,444	8,888	8,888	4,444	4,444	8,681	18,369	TOTAL SUPPORT AND OTHER REVENUE	4,719	4,723	4,723	4,723	4,723	4,723	9,446	9,446	4,723	4,723	8,960	19,206	CHANGE IN NET ASSETS	\$ 914,838	\$ (1,046,462)	\$ (221,015)	\$ 726,683	\$ (658,511)	\$ (338,498)	\$ (997,009)	\$ (997,009)	\$ (658,511)	\$ 1,078,787	\$ 1,227,400	\$ 3,207,054																																																																																																																																																																																																																																		
Legal services	5,940	5,932	5,932	5,932	5,932	5,932	11,864	11,864	5,932	5,932	5,932	17,796	Accounting and audit services	11,458	11,458	11,458	11,458	11,458	11,458	22,916	22,916	11,458	11,458	11,458	34,374	Other professional and consulting services	10,746	50,657	10,746	17,919	10,758	10,758	21,516	21,516	10,758	30,395	16,943	58,096	Building rent	506	8,693	505	505	505	505	1,010	1,010	505	505	505	1,515	In-kind rent	1,913,241	356,418	879,410	1,454,022	884,426	1,166,518	2,050,944	2,050,944	884,426	2,051,531	2,517,597	6,392,684	Repairs and maintenance	3,733	5,031	11,304	8,813	7,197	3,339	10,536	10,536	7,197	21,654	21,758	116,250	Insurance	50,738	50,738	50,738	50,738	50,738	50,738	101,476	101,476	50,738	50,738	50,738	152,214	Utilities	49,498	35,679	49,172	19,327	29,622	41,967	71,589	71,589	29,622	55,142	40,761	143,208	Supplies and materials	155,536	77,678	108,797	111,795	157,891	150,845	308,736	308,736	157,891	197,886	233,036	578,633	Equipment/Furnishings	19,784	1,425	3,855	5,427	10,818	9,834	20,652	20,652	10,818	38,606	16,808	77,104	Staff development	92,604	37,266	54,972	63,206	60,807	96,839	157,646	157,646	60,807	110,826	83,362	292,720	Marketing and recruitment	81,900	76,901	71,655	70,142	69,005	71,125	140,130	140,130	69,005	68,990	76,378	216,010	Technology	284,298	156,329	248,951	249,912	271,392	277,323	548,715	548,715	271,392	345,065	313,418	959,316	Food service	179	182	183	903	182	182	364	364	182	183	269	635	Student services	131,234	66,816	64,523	76,495	52,922	157,298	210,220	210,220	52,922	68,611	179,110	398,396	Office expense	156,647	43,917	80,043	79,222	78,370	94,681	173,051	173,051	78,370	126,941	86,509	303,357	Depreciation and amortization	159,400	200,212	122,008	137,806	219,153	132,884	352,037	352,037	219,153	225,146	393,950	1,033,931	Other	19,806	13,628	34,079	16,001	30,738	11,663	42,401	42,401	30,738	39,391	17,801	66,875	TOTAL EXPENSES	8,344,059	3,162,610	4,884,477	6,474,536	4,933,040	6,042,622	10,975,662	10,975,662	4,933,040	8,537,851	10,852,424	27,265,168	SURPLUS / (DEFICIT) FROM SCHOOL OPERATIONS	910,119	(1,051,185)	(225,738)	721,960	(663,234)	(343,221)	(1,006,455)	(1,006,455)	(663,234)	1,074,064	1,218,440	3,187,848	Support and other revenue:														Contributions:														Foundations	276	279	279	279	279	279	558	558	279	279	279	837	Miscellaneous and interest income	4,443	4,444	4,444	4,444	4,444	4,444	8,888	8,888	4,444	4,444	8,681	18,369	TOTAL SUPPORT AND OTHER REVENUE	4,719	4,723	4,723	4,723	4,723	4,723	9,446	9,446	4,723	4,723	8,960	19,206	CHANGE IN NET ASSETS	\$ 914,838	\$ (1,046,462)	\$ (221,015)	\$ 726,683	\$ (658,511)	\$ (338,498)	\$ (997,009)	\$ (997,009)	\$ (658,511)	\$ 1,078,787	\$ 1,227,400	\$ 3,207,054																																																																																																																																																																																																																																															
Accounting and audit services	11,458	11,458	11,458	11,458	11,458	11,458	22,916	22,916	11,458	11,458	11,458	34,374	Other professional and consulting services	10,746	50,657	10,746	17,919	10,758	10,758	21,516	21,516	10,758	30,395	16,943	58,096	Building rent	506	8,693	505	505	505	505	1,010	1,010	505	505	505	1,515	In-kind rent	1,913,241	356,418	879,410	1,454,022	884,426	1,166,518	2,050,944	2,050,944	884,426	2,051,531	2,517,597	6,392,684	Repairs and maintenance	3,733	5,031	11,304	8,813	7,197	3,339	10,536	10,536	7,197	21,654	21,758	116,250	Insurance	50,738	50,738	50,738	50,738	50,738	50,738	101,476	101,476	50,738	50,738	50,738	152,214	Utilities	49,498	35,679	49,172	19,327	29,622	41,967	71,589	71,589	29,622	55,142	40,761	143,208	Supplies and materials	155,536	77,678	108,797	111,795	157,891	150,845	308,736	308,736	157,891	197,886	233,036	578,633	Equipment/Furnishings	19,784	1,425	3,855	5,427	10,818	9,834	20,652	20,652	10,818	38,606	16,808	77,104	Staff development	92,604	37,266	54,972	63,206	60,807	96,839	157,646	157,646	60,807	110,826	83,362	292,720	Marketing and recruitment	81,900	76,901	71,655	70,142	69,005	71,125	140,130	140,130	69,005	68,990	76,378	216,010	Technology	284,298	156,329	248,951	249,912	271,392	277,323	548,715	548,715	271,392	345,065	313,418	959,316	Food service	179	182	183	903	182	182	364	364	182	183	269	635	Student services	131,234	66,816	64,523	76,495	52,922	157,298	210,220	210,220	52,922	68,611	179,110	398,396	Office expense	156,647	43,917	80,043	79,222	78,370	94,681	173,051	173,051	78,370	126,941	86,509	303,357	Depreciation and amortization	159,400	200,212	122,008	137,806	219,153	132,884	352,037	352,037	219,153	225,146	393,950	1,033,931	Other	19,806	13,628	34,079	16,001	30,738	11,663	42,401	42,401	30,738	39,391	17,801	66,875	TOTAL EXPENSES	8,344,059	3,162,610	4,884,477	6,474,536	4,933,040	6,042,622	10,975,662	10,975,662	4,933,040	8,537,851	10,852,424	27,265,168	SURPLUS / (DEFICIT) FROM SCHOOL OPERATIONS	910,119	(1,051,185)	(225,738)	721,960	(663,234)	(343,221)	(1,006,455)	(1,006,455)	(663,234)	1,074,064	1,218,440	3,187,848	Support and other revenue:														Contributions:														Foundations	276	279	279	279	279	279	558	558	279	279	279	837	Miscellaneous and interest income	4,443	4,444	4,444	4,444	4,444	4,444	8,888	8,888	4,444	4,444	8,681	18,369	TOTAL SUPPORT AND OTHER REVENUE	4,719	4,723	4,723	4,723	4,723	4,723	9,446	9,446	4,723	4,723	8,960	19,206	CHANGE IN NET ASSETS	\$ 914,838	\$ (1,046,462)	\$ (221,015)	\$ 726,683	\$ (658,511)	\$ (338,498)	\$ (997,009)	\$ (997,009)	\$ (658,511)	\$ 1,078,787	\$ 1,227,400	\$ 3,207,054																																																																																																																																																																																																																																																												
Other professional and consulting services	10,746	50,657	10,746	17,919	10,758	10,758	21,516	21,516	10,758	30,395	16,943	58,096	Building rent	506	8,693	505	505	505	505	1,010	1,010	505	505	505	1,515	In-kind rent	1,913,241	356,418	879,410	1,454,022	884,426	1,166,518	2,050,944	2,050,944	884,426	2,051,531	2,517,597	6,392,684	Repairs and maintenance	3,733	5,031	11,304	8,813	7,197	3,339	10,536	10,536	7,197	21,654	21,758	116,250	Insurance	50,738	50,738	50,738	50,738	50,738	50,738	101,476	101,476	50,738	50,738	50,738	152,214	Utilities	49,498	35,679	49,172	19,327	29,622	41,967	71,589	71,589	29,622	55,142	40,761	143,208	Supplies and materials	155,536	77,678	108,797	111,795	157,891	150,845	308,736	308,736	157,891	197,886	233,036	578,633	Equipment/Furnishings	19,784	1,425	3,855	5,427	10,818	9,834	20,652	20,652	10,818	38,606	16,808	77,104	Staff development	92,604	37,266	54,972	63,206	60,807	96,839	157,646	157,646	60,807	110,826	83,362	292,720	Marketing and recruitment	81,900	76,901	71,655	70,142	69,005	71,125	140,130	140,130	69,005	68,990	76,378	216,010	Technology	284,298	156,329	248,951	249,912	271,392	277,323	548,715	548,715	271,392	345,065	313,418	959,316	Food service	179	182	183	903	182	182	364	364	182	183	269	635	Student services	131,234	66,816	64,523	76,495	52,922	157,298	210,220	210,220	52,922	68,611	179,110	398,396	Office expense	156,647	43,917	80,043	79,222	78,370	94,681	173,051	173,051	78,370	126,941	86,509	303,357	Depreciation and amortization	159,400	200,212	122,008	137,806	219,153	132,884	352,037	352,037	219,153	225,146	393,950	1,033,931	Other	19,806	13,628	34,079	16,001	30,738	11,663	42,401	42,401	30,738	39,391	17,801	66,875	TOTAL EXPENSES	8,344,059	3,162,610	4,884,477	6,474,536	4,933,040	6,042,622	10,975,662	10,975,662	4,933,040	8,537,851	10,852,424	27,265,168	SURPLUS / (DEFICIT) FROM SCHOOL OPERATIONS	910,119	(1,051,185)	(225,738)	721,960	(663,234)	(343,221)	(1,006,455)	(1,006,455)	(663,234)	1,074,064	1,218,440	3,187,848	Support and other revenue:														Contributions:														Foundations	276	279	279	279	279	279	558	558	279	279	279	837	Miscellaneous and interest income	4,443	4,444	4,444	4,444	4,444	4,444	8,888	8,888	4,444	4,444	8,681	18,369	TOTAL SUPPORT AND OTHER REVENUE	4,719	4,723	4,723	4,723	4,723	4,723	9,446	9,446	4,723	4,723	8,960	19,206	CHANGE IN NET ASSETS	\$ 914,838	\$ (1,046,462)	\$ (221,015)	\$ 726,683	\$ (658,511)	\$ (338,498)	\$ (997,009)	\$ (997,009)	\$ (658,511)	\$ 1,078,787	\$ 1,227,400	\$ 3,207,054																																																																																																																																																																																																																																																																									
Building rent	506	8,693	505	505	505	505	1,010	1,010	505	505	505	1,515	In-kind rent	1,913,241	356,418	879,410	1,454,022	884,426	1,166,518	2,050,944	2,050,944	884,426	2,051,531	2,517,597	6,392,684	Repairs and maintenance	3,733	5,031	11,304	8,813	7,197	3,339	10,536	10,536	7,197	21,654	21,758	116,250	Insurance	50,738	50,738	50,738	50,738	50,738	50,738	101,476	101,476	50,738	50,738	50,738	152,214	Utilities	49,498	35,679	49,172	19,327	29,622	41,967	71,589	71,589	29,622	55,142	40,761	143,208	Supplies and materials	155,536	77,678	108,797	111,795	157,891	150,845	308,736	308,736	157,891	197,886	233,036	578,633	Equipment/Furnishings	19,784	1,425	3,855	5,427	10,818	9,834	20,652	20,652	10,818	38,606	16,808	77,104	Staff development	92,604	37,266	54,972	63,206	60,807	96,839	157,646	157,646	60,807	110,826	83,362	292,720	Marketing and recruitment	81,900	76,901	71,655	70,142	69,005	71,125	140,130	140,130	69,005	68,990	76,378	216,010	Technology	284,298	156,329	248,951	249,912	271,392	277,323	548,715	548,715	271,392	345,065	313,418	959,316	Food service	179	182	183	903	182	182	364	364	182	183	269	635	Student services	131,234	66,816	64,523	76,495	52,922	157,298	210,220	210,220	52,922	68,611	179,110	398,396	Office expense	156,647	43,917	80,043	79,222	78,370	94,681	173,051	173,051	78,370	126,941	86,509	303,357	Depreciation and amortization	159,400	200,212	122,008	137,806	219,153	132,884	352,037	352,037	219,153	225,146	393,950	1,033,931	Other	19,806	13,628	34,079	16,001	30,738	11,663	42,401	42,401	30,738	39,391	17,801	66,875	TOTAL EXPENSES	8,344,059	3,162,610	4,884,477	6,474,536	4,933,040	6,042,622	10,975,662	10,975,662	4,933,040	8,537,851	10,852,424	27,265,168	SURPLUS / (DEFICIT) FROM SCHOOL OPERATIONS	910,119	(1,051,185)	(225,738)	721,960	(663,234)	(343,221)	(1,006,455)	(1,006,455)	(663,234)	1,074,064	1,218,440	3,187,848	Support and other revenue:														Contributions:														Foundations	276	279	279	279	279	279	558	558	279	279	279	837	Miscellaneous and interest income	4,443	4,444	4,444	4,444	4,444	4,444	8,888	8,888	4,444	4,444	8,681	18,369	TOTAL SUPPORT AND OTHER REVENUE	4,719	4,723	4,723	4,723	4,723	4,723	9,446	9,446	4,723	4,723	8,960	19,206	CHANGE IN NET ASSETS	\$ 914,838	\$ (1,046,462)	\$ (221,015)	\$ 726,683	\$ (658,511)	\$ (338,498)	\$ (997,009)	\$ (997,009)	\$ (658,511)	\$ 1,078,787	\$ 1,227,400	\$ 3,207,054																																																																																																																																																																																																																																																																																						
In-kind rent	1,913,241	356,418	879,410	1,454,022	884,426	1,166,518	2,050,944	2,050,944	884,426	2,051,531	2,517,597	6,392,684	Repairs and maintenance	3,733	5,031	11,304	8,813	7,197	3,339	10,536	10,536	7,197	21,654	21,758	116,250	Insurance	50,738	50,738	50,738	50,738	50,738	50,738	101,476	101,476	50,738	50,738	50,738	152,214	Utilities	49,498	35,679	49,172	19,327	29,622	41,967	71,589	71,589	29,622	55,142	40,761	143,208	Supplies and materials	155,536	77,678	108,797	111,795	157,891	150,845	308,736	308,736	157,891	197,886	233,036	578,633	Equipment/Furnishings	19,784	1,425	3,855	5,427	10,818	9,834	20,652	20,652	10,818	38,606	16,808	77,104	Staff development	92,604	37,266	54,972	63,206	60,807	96,839	157,646	157,646	60,807	110,826	83,362	292,720	Marketing and recruitment	81,900	76,901	71,655	70,142	69,005	71,125	140,130	140,130	69,005	68,990	76,378	216,010	Technology	284,298	156,329	248,951	249,912	271,392	277,323	548,715	548,715	271,392	345,065	313,418	959,316	Food service	179	182	183	903	182	182	364	364	182	183	269	635	Student services	131,234	66,816	64,523	76,495	52,922	157,298	210,220	210,220	52,922	68,611	179,110	398,396	Office expense	156,647	43,917	80,043	79,222	78,370	94,681	173,051	173,051	78,370	126,941	86,509	303,357	Depreciation and amortization	159,400	200,212	122,008	137,806	219,153	132,884	352,037	352,037	219,153	225,146	393,950	1,033,931	Other	19,806	13,628	34,079	16,001	30,738	11,663	42,401	42,401	30,738	39,391	17,801	66,875	TOTAL EXPENSES	8,344,059	3,162,610	4,884,477	6,474,536	4,933,040	6,042,622	10,975,662	10,975,662	4,933,040	8,537,851	10,852,424	27,265,168	SURPLUS / (DEFICIT) FROM SCHOOL OPERATIONS	910,119	(1,051,185)	(225,738)	721,960	(663,234)	(343,221)	(1,006,455)	(1,006,455)	(663,234)	1,074,064	1,218,440	3,187,848	Support and other revenue:														Contributions:														Foundations	276	279	279	279	279	279	558	558	279	279	279	837	Miscellaneous and interest income	4,443	4,444	4,444	4,444	4,444	4,444	8,888	8,888	4,444	4,444	8,681	18,369	TOTAL SUPPORT AND OTHER REVENUE	4,719	4,723	4,723	4,723	4,723	4,723	9,446	9,446	4,723	4,723	8,960	19,206	CHANGE IN NET ASSETS	\$ 914,838	\$ (1,046,462)	\$ (221,015)	\$ 726,683	\$ (658,511)	\$ (338,498)	\$ (997,009)	\$ (997,009)	\$ (658,511)	\$ 1,078,787	\$ 1,227,400	\$ 3,207,054																																																																																																																																																																																																																																																																																																			
Repairs and maintenance	3,733	5,031	11,304	8,813	7,197	3,339	10,536	10,536	7,197	21,654	21,758	116,250	Insurance	50,738	50,738	50,738	50,738	50,738	50,738	101,476	101,476	50,738	50,738	50,738	152,214	Utilities	49,498	35,679	49,172	19,327	29,622	41,967	71,589	71,589	29,622	55,142	40,761	143,208	Supplies and materials	155,536	77,678	108,797	111,795	157,891	150,845	308,736	308,736	157,891	197,886	233,036	578,633	Equipment/Furnishings	19,784	1,425	3,855	5,427	10,818	9,834	20,652	20,652	10,818	38,606	16,808	77,104	Staff development	92,604	37,266	54,972	63,206	60,807	96,839	157,646	157,646	60,807	110,826	83,362	292,720	Marketing and recruitment	81,900	76,901	71,655	70,142	69,005	71,125	140,130	140,130	69,005	68,990	76,378	216,010	Technology	284,298	156,329	248,951	249,912	271,392	277,323	548,715	548,715	271,392	345,065	313,418	959,316	Food service	179	182	183	903	182	182	364	364	182	183	269	635	Student services	131,234	66,816	64,523	76,495	52,922	157,298	210,220	210,220	52,922	68,611	179,110	398,396	Office expense	156,647	43,917	80,043	79,222	78,370	94,681	173,051	173,051	78,370	126,941	86,509	303,357	Depreciation and amortization	159,400	200,212	122,008	137,806	219,153	132,884	352,037	352,037	219,153	225,146	393,950	1,033,931	Other	19,806	13,628	34,079	16,001	30,738	11,663	42,401	42,401	30,738	39,391	17,801	66,875	TOTAL EXPENSES	8,344,059	3,162,610	4,884,477	6,474,536	4,933,040	6,042,622	10,975,662	10,975,662	4,933,040	8,537,851	10,852,424	27,265,168	SURPLUS / (DEFICIT) FROM SCHOOL OPERATIONS	910,119	(1,051,185)	(225,738)	721,960	(663,234)	(343,221)	(1,006,455)	(1,006,455)	(663,234)	1,074,064	1,218,440	3,187,848	Support and other revenue:														Contributions:														Foundations	276	279	279	279	279	279	558	558	279	279	279	837	Miscellaneous and interest income	4,443	4,444	4,444	4,444	4,444	4,444	8,888	8,888	4,444	4,444	8,681	18,369	TOTAL SUPPORT AND OTHER REVENUE	4,719	4,723	4,723	4,723	4,723	4,723	9,446	9,446	4,723	4,723	8,960	19,206	CHANGE IN NET ASSETS	\$ 914,838	\$ (1,046,462)	\$ (221,015)	\$ 726,683	\$ (658,511)	\$ (338,498)	\$ (997,009)	\$ (997,009)	\$ (658,511)	\$ 1,078,787	\$ 1,227,400	\$ 3,207,054																																																																																																																																																																																																																																																																																																																
Insurance	50,738	50,738	50,738	50,738	50,738	50,738	101,476	101,476	50,738	50,738	50,738	152,214	Utilities	49,498	35,679	49,172	19,327	29,622	41,967	71,589	71,589	29,622	55,142	40,761	143,208	Supplies and materials	155,536	77,678	108,797	111,795	157,891	150,845	308,736	308,736	157,891	197,886	233,036	578,633	Equipment/Furnishings	19,784	1,425	3,855	5,427	10,818	9,834	20,652	20,652	10,818	38,606	16,808	77,104	Staff development	92,604	37,266	54,972	63,206	60,807	96,839	157,646	157,646	60,807	110,826	83,362	292,720	Marketing and recruitment	81,900	76,901	71,655	70,142	69,005	71,125	140,130	140,130	69,005	68,990	76,378	216,010	Technology	284,298	156,329	248,951	249,912	271,392	277,323	548,715	548,715	271,392	345,065	313,418	959,316	Food service	179	182	183	903	182	182	364	364	182	183	269	635	Student services	131,234	66,816	64,523	76,495	52,922	157,298	210,220	210,220	52,922	68,611	179,110	398,396	Office expense	156,647	43,917	80,043	79,222	78,370	94,681	173,051	173,051	78,370	126,941	86,509	303,357	Depreciation and amortization	159,400	200,212	122,008	137,806	219,153	132,884	352,037	352,037	219,153	225,146	393,950	1,033,931	Other	19,806	13,628	34,079	16,001	30,738	11,663	42,401	42,401	30,738	39,391	17,801	66,875	TOTAL EXPENSES	8,344,059	3,162,610	4,884,477	6,474,536	4,933,040	6,042,622	10,975,662	10,975,662	4,933,040	8,537,851	10,852,424	27,265,168	SURPLUS / (DEFICIT) FROM SCHOOL OPERATIONS	910,119	(1,051,185)	(225,738)	721,960	(663,234)	(343,221)	(1,006,455)	(1,006,455)	(663,234)	1,074,064	1,218,440	3,187,848	Support and other revenue:														Contributions:														Foundations	276	279	279	279	279	279	558	558	279	279	279	837	Miscellaneous and interest income	4,443	4,444	4,444	4,444	4,444	4,444	8,888	8,888	4,444	4,444	8,681	18,369	TOTAL SUPPORT AND OTHER REVENUE	4,719	4,723	4,723	4,723	4,723	4,723	9,446	9,446	4,723	4,723	8,960	19,206	CHANGE IN NET ASSETS	\$ 914,838	\$ (1,046,462)	\$ (221,015)	\$ 726,683	\$ (658,511)	\$ (338,498)	\$ (997,009)	\$ (997,009)	\$ (658,511)	\$ 1,078,787	\$ 1,227,400	\$ 3,207,054																																																																																																																																																																																																																																																																																																																													
Utilities	49,498	35,679	49,172	19,327	29,622	41,967	71,589	71,589	29,622	55,142	40,761	143,208	Supplies and materials	155,536	77,678	108,797	111,795	157,891	150,845	308,736	308,736	157,891	197,886	233,036	578,633	Equipment/Furnishings	19,784	1,425	3,855	5,427	10,818	9,834	20,652	20,652	10,818	38,606	16,808	77,104	Staff development	92,604	37,266	54,972	63,206	60,807	96,839	157,646	157,646	60,807	110,826	83,362	292,720	Marketing and recruitment	81,900	76,901	71,655	70,142	69,005	71,125	140,130	140,130	69,005	68,990	76,378	216,010	Technology	284,298	156,329	248,951	249,912	271,392	277,323	548,715	548,715	271,392	345,065	313,418	959,316	Food service	179	182	183	903	182	182	364	364	182	183	269	635	Student services	131,234	66,816	64,523	76,495	52,922	157,298	210,220	210,220	52,922	68,611	179,110	398,396	Office expense	156,647	43,917	80,043	79,222	78,370	94,681	173,051	173,051	78,370	126,941	86,509	303,357	Depreciation and amortization	159,400	200,212	122,008	137,806	219,153	132,884	352,037	352,037	219,153	225,146	393,950	1,033,931	Other	19,806	13,628	34,079	16,001	30,738	11,663	42,401	42,401	30,738	39,391	17,801	66,875	TOTAL EXPENSES	8,344,059	3,162,610	4,884,477	6,474,536	4,933,040	6,042,622	10,975,662	10,975,662	4,933,040	8,537,851	10,852,424	27,265,168	SURPLUS / (DEFICIT) FROM SCHOOL OPERATIONS	910,119	(1,051,185)	(225,738)	721,960	(663,234)	(343,221)	(1,006,455)	(1,006,455)	(663,234)	1,074,064	1,218,440	3,187,848	Support and other revenue:														Contributions:														Foundations	276	279	279	279	279	279	558	558	279	279	279	837	Miscellaneous and interest income	4,443	4,444	4,444	4,444	4,444	4,444	8,888	8,888	4,444	4,444	8,681	18,369	TOTAL SUPPORT AND OTHER REVENUE	4,719	4,723	4,723	4,723	4,723	4,723	9,446	9,446	4,723	4,723	8,960	19,206	CHANGE IN NET ASSETS	\$ 914,838	\$ (1,046,462)	\$ (221,015)	\$ 726,683	\$ (658,511)	\$ (338,498)	\$ (997,009)	\$ (997,009)	\$ (658,511)	\$ 1,078,787	\$ 1,227,400	\$ 3,207,054																																																																																																																																																																																																																																																																																																																																										
Supplies and materials	155,536	77,678	108,797	111,795	157,891	150,845	308,736	308,736	157,891	197,886	233,036	578,633	Equipment/Furnishings	19,784	1,425	3,855	5,427	10,818	9,834	20,652	20,652	10,818	38,606	16,808	77,104	Staff development	92,604	37,266	54,972	63,206	60,807	96,839	157,646	157,646	60,807	110,826	83,362	292,720	Marketing and recruitment	81,900	76,901	71,655	70,142	69,005	71,125	140,130	140,130	69,005	68,990	76,378	216,010	Technology	284,298	156,329	248,951	249,912	271,392	277,323	548,715	548,715	271,392	345,065	313,418	959,316	Food service	179	182	183	903	182	182	364	364	182	183	269	635	Student services	131,234	66,816	64,523	76,495	52,922	157,298	210,220	210,220	52,922	68,611	179,110	398,396	Office expense	156,647	43,917	80,043	79,222	78,370	94,681	173,051	173,051	78,370	126,941	86,509	303,357	Depreciation and amortization	159,400	200,212	122,008	137,806	219,153	132,884	352,037	352,037	219,153	225,146	393,950	1,033,931	Other	19,806	13,628	34,079	16,001	30,738	11,663	42,401	42,401	30,738	39,391	17,801	66,875	TOTAL EXPENSES	8,344,059	3,162,610	4,884,477	6,474,536	4,933,040	6,042,622	10,975,662	10,975,662	4,933,040	8,537,851	10,852,424	27,265,168	SURPLUS / (DEFICIT) FROM SCHOOL OPERATIONS	910,119	(1,051,185)	(225,738)	721,960	(663,234)	(343,221)	(1,006,455)	(1,006,455)	(663,234)	1,074,064	1,218,440	3,187,848	Support and other revenue:														Contributions:														Foundations	276	279	279	279	279	279	558	558	279	279	279	837	Miscellaneous and interest income	4,443	4,444	4,444	4,444	4,444	4,444	8,888	8,888	4,444	4,444	8,681	18,369	TOTAL SUPPORT AND OTHER REVENUE	4,719	4,723	4,723	4,723	4,723	4,723	9,446	9,446	4,723	4,723	8,960	19,206	CHANGE IN NET ASSETS	\$ 914,838	\$ (1,046,462)	\$ (221,015)	\$ 726,683	\$ (658,511)	\$ (338,498)	\$ (997,009)	\$ (997,009)	\$ (658,511)	\$ 1,078,787	\$ 1,227,400	\$ 3,207,054																																																																																																																																																																																																																																																																																																																																																							
Equipment/Furnishings	19,784	1,425	3,855	5,427	10,818	9,834	20,652	20,652	10,818	38,606	16,808	77,104	Staff development	92,604	37,266	54,972	63,206	60,807	96,839	157,646	157,646	60,807	110,826	83,362	292,720	Marketing and recruitment	81,900	76,901	71,655	70,142	69,005	71,125	140,130	140,130	69,005	68,990	76,378	216,010	Technology	284,298	156,329	248,951	249,912	271,392	277,323	548,715	548,715	271,392	345,065	313,418	959,316	Food service	179	182	183	903	182	182	364	364	182	183	269	635	Student services	131,234	66,816	64,523	76,495	52,922	157,298	210,220	210,220	52,922	68,611	179,110	398,396	Office expense	156,647	43,917	80,043	79,222	78,370	94,681	173,051	173,051	78,370	126,941	86,509	303,357	Depreciation and amortization	159,400	200,212	122,008	137,806	219,153	132,884	352,037	352,037	219,153	225,146	393,950	1,033,931	Other	19,806	13,628	34,079	16,001	30,738	11,663	42,401	42,401	30,738	39,391	17,801	66,875	TOTAL EXPENSES	8,344,059	3,162,610	4,884,477	6,474,536	4,933,040	6,042,622	10,975,662	10,975,662	4,933,040	8,537,851	10,852,424	27,265,168	SURPLUS / (DEFICIT) FROM SCHOOL OPERATIONS	910,119	(1,051,185)	(225,738)	721,960	(663,234)	(343,221)	(1,006,455)	(1,006,455)	(663,234)	1,074,064	1,218,440	3,187,848	Support and other revenue:														Contributions:														Foundations	276	279	279	279	279	279	558	558	279	279	279	837	Miscellaneous and interest income	4,443	4,444	4,444	4,444	4,444	4,444	8,888	8,888	4,444	4,444	8,681	18,369	TOTAL SUPPORT AND OTHER REVENUE	4,719	4,723	4,723	4,723	4,723	4,723	9,446	9,446	4,723	4,723	8,960	19,206	CHANGE IN NET ASSETS	\$ 914,838	\$ (1,046,462)	\$ (221,015)	\$ 726,683	\$ (658,511)	\$ (338,498)	\$ (997,009)	\$ (997,009)	\$ (658,511)	\$ 1,078,787	\$ 1,227,400	\$ 3,207,054																																																																																																																																																																																																																																																																																																																																																																				
Staff development	92,604	37,266	54,972	63,206	60,807	96,839	157,646	157,646	60,807	110,826	83,362	292,720	Marketing and recruitment	81,900	76,901	71,655	70,142	69,005	71,125	140,130	140,130	69,005	68,990	76,378	216,010	Technology	284,298	156,329	248,951	249,912	271,392	277,323	548,715	548,715	271,392	345,065	313,418	959,316	Food service	179	182	183	903	182	182	364	364	182	183	269	635	Student services	131,234	66,816	64,523	76,495	52,922	157,298	210,220	210,220	52,922	68,611	179,110	398,396	Office expense	156,647	43,917	80,043	79,222	78,370	94,681	173,051	173,051	78,370	126,941	86,509	303,357	Depreciation and amortization	159,400	200,212	122,008	137,806	219,153	132,884	352,037	352,037	219,153	225,146	393,950	1,033,931	Other	19,806	13,628	34,079	16,001	30,738	11,663	42,401	42,401	30,738	39,391	17,801	66,875	TOTAL EXPENSES	8,344,059	3,162,610	4,884,477	6,474,536	4,933,040	6,042,622	10,975,662	10,975,662	4,933,040	8,537,851	10,852,424	27,265,168	SURPLUS / (DEFICIT) FROM SCHOOL OPERATIONS	910,119	(1,051,185)	(225,738)	721,960	(663,234)	(343,221)	(1,006,455)	(1,006,455)	(663,234)	1,074,064	1,218,440	3,187,848	Support and other revenue:														Contributions:														Foundations	276	279	279	279	279	279	558	558	279	279	279	837	Miscellaneous and interest income	4,443	4,444	4,444	4,444	4,444	4,444	8,888	8,888	4,444	4,444	8,681	18,369	TOTAL SUPPORT AND OTHER REVENUE	4,719	4,723	4,723	4,723	4,723	4,723	9,446	9,446	4,723	4,723	8,960	19,206	CHANGE IN NET ASSETS	\$ 914,838	\$ (1,046,462)	\$ (221,015)	\$ 726,683	\$ (658,511)	\$ (338,498)	\$ (997,009)	\$ (997,009)	\$ (658,511)	\$ 1,078,787	\$ 1,227,400	\$ 3,207,054																																																																																																																																																																																																																																																																																																																																																																																	
Marketing and recruitment	81,900	76,901	71,655	70,142	69,005	71,125	140,130	140,130	69,005	68,990	76,378	216,010	Technology	284,298	156,329	248,951	249,912	271,392	277,323	548,715	548,715	271,392	345,065	313,418	959,316	Food service	179	182	183	903	182	182	364	364	182	183	269	635	Student services	131,234	66,816	64,523	76,495	52,922	157,298	210,220	210,220	52,922	68,611	179,110	398,396	Office expense	156,647	43,917	80,043	79,222	78,370	94,681	173,051	173,051	78,370	126,941	86,509	303,357	Depreciation and amortization	159,400	200,212	122,008	137,806	219,153	132,884	352,037	352,037	219,153	225,146	393,950	1,033,931	Other	19,806	13,628	34,079	16,001	30,738	11,663	42,401	42,401	30,738	39,391	17,801	66,875	TOTAL EXPENSES	8,344,059	3,162,610	4,884,477	6,474,536	4,933,040	6,042,622	10,975,662	10,975,662	4,933,040	8,537,851	10,852,424	27,265,168	SURPLUS / (DEFICIT) FROM SCHOOL OPERATIONS	910,119	(1,051,185)	(225,738)	721,960	(663,234)	(343,221)	(1,006,455)	(1,006,455)	(663,234)	1,074,064	1,218,440	3,187,848	Support and other revenue:														Contributions:														Foundations	276	279	279	279	279	279	558	558	279	279	279	837	Miscellaneous and interest income	4,443	4,444	4,444	4,444	4,444	4,444	8,888	8,888	4,444	4,444	8,681	18,369	TOTAL SUPPORT AND OTHER REVENUE	4,719	4,723	4,723	4,723	4,723	4,723	9,446	9,446	4,723	4,723	8,960	19,206	CHANGE IN NET ASSETS	\$ 914,838	\$ (1,046,462)	\$ (221,015)	\$ 726,683	\$ (658,511)	\$ (338,498)	\$ (997,009)	\$ (997,009)	\$ (658,511)	\$ 1,078,787	\$ 1,227,400	\$ 3,207,054																																																																																																																																																																																																																																																																																																																																																																																														
Technology	284,298	156,329	248,951	249,912	271,392	277,323	548,715	548,715	271,392	345,065	313,418	959,316	Food service	179	182	183	903	182	182	364	364	182	183	269	635	Student services	131,234	66,816	64,523	76,495	52,922	157,298	210,220	210,220	52,922	68,611	179,110	398,396	Office expense	156,647	43,917	80,043	79,222	78,370	94,681	173,051	173,051	78,370	126,941	86,509	303,357	Depreciation and amortization	159,400	200,212	122,008	137,806	219,153	132,884	352,037	352,037	219,153	225,146	393,950	1,033,931	Other	19,806	13,628	34,079	16,001	30,738	11,663	42,401	42,401	30,738	39,391	17,801	66,875	TOTAL EXPENSES	8,344,059	3,162,610	4,884,477	6,474,536	4,933,040	6,042,622	10,975,662	10,975,662	4,933,040	8,537,851	10,852,424	27,265,168	SURPLUS / (DEFICIT) FROM SCHOOL OPERATIONS	910,119	(1,051,185)	(225,738)	721,960	(663,234)	(343,221)	(1,006,455)	(1,006,455)	(663,234)	1,074,064	1,218,440	3,187,848	Support and other revenue:														Contributions:														Foundations	276	279	279	279	279	279	558	558	279	279	279	837	Miscellaneous and interest income	4,443	4,444	4,444	4,444	4,444	4,444	8,888	8,888	4,444	4,444	8,681	18,369	TOTAL SUPPORT AND OTHER REVENUE	4,719	4,723	4,723	4,723	4,723	4,723	9,446	9,446	4,723	4,723	8,960	19,206	CHANGE IN NET ASSETS	\$ 914,838	\$ (1,046,462)	\$ (221,015)	\$ 726,683	\$ (658,511)	\$ (338,498)	\$ (997,009)	\$ (997,009)	\$ (658,511)	\$ 1,078,787	\$ 1,227,400	\$ 3,207,054																																																																																																																																																																																																																																																																																																																																																																																																											
Food service	179	182	183	903	182	182	364	364	182	183	269	635	Student services	131,234	66,816	64,523	76,495	52,922	157,298	210,220	210,220	52,922	68,611	179,110	398,396	Office expense	156,647	43,917	80,043	79,222	78,370	94,681	173,051	173,051	78,370	126,941	86,509	303,357	Depreciation and amortization	159,400	200,212	122,008	137,806	219,153	132,884	352,037	352,037	219,153	225,146	393,950	1,033,931	Other	19,806	13,628	34,079	16,001	30,738	11,663	42,401	42,401	30,738	39,391	17,801	66,875	TOTAL EXPENSES	8,344,059	3,162,610	4,884,477	6,474,536	4,933,040	6,042,622	10,975,662	10,975,662	4,933,040	8,537,851	10,852,424	27,265,168	SURPLUS / (DEFICIT) FROM SCHOOL OPERATIONS	910,119	(1,051,185)	(225,738)	721,960	(663,234)	(343,221)	(1,006,455)	(1,006,455)	(663,234)	1,074,064	1,218,440	3,187,848	Support and other revenue:														Contributions:														Foundations	276	279	279	279	279	279	558	558	279	279	279	837	Miscellaneous and interest income	4,443	4,444	4,444	4,444	4,444	4,444	8,888	8,888	4,444	4,444	8,681	18,369	TOTAL SUPPORT AND OTHER REVENUE	4,719	4,723	4,723	4,723	4,723	4,723	9,446	9,446	4,723	4,723	8,960	19,206	CHANGE IN NET ASSETS	\$ 914,838	\$ (1,046,462)	\$ (221,015)	\$ 726,683	\$ (658,511)	\$ (338,498)	\$ (997,009)	\$ (997,009)	\$ (658,511)	\$ 1,078,787	\$ 1,227,400	\$ 3,207,054																																																																																																																																																																																																																																																																																																																																																																																																																								
Student services	131,234	66,816	64,523	76,495	52,922	157,298	210,220	210,220	52,922	68,611	179,110	398,396	Office expense	156,647	43,917	80,043	79,222	78,370	94,681	173,051	173,051	78,370	126,941	86,509	303,357	Depreciation and amortization	159,400	200,212	122,008	137,806	219,153	132,884	352,037	352,037	219,153	225,146	393,950	1,033,931	Other	19,806	13,628	34,079	16,001	30,738	11,663	42,401	42,401	30,738	39,391	17,801	66,875	TOTAL EXPENSES	8,344,059	3,162,610	4,884,477	6,474,536	4,933,040	6,042,622	10,975,662	10,975,662	4,933,040	8,537,851	10,852,424	27,265,168	SURPLUS / (DEFICIT) FROM SCHOOL OPERATIONS	910,119	(1,051,185)	(225,738)	721,960	(663,234)	(343,221)	(1,006,455)	(1,006,455)	(663,234)	1,074,064	1,218,440	3,187,848	Support and other revenue:														Contributions:														Foundations	276	279	279	279	279	279	558	558	279	279	279	837	Miscellaneous and interest income	4,443	4,444	4,444	4,444	4,444	4,444	8,888	8,888	4,444	4,444	8,681	18,369	TOTAL SUPPORT AND OTHER REVENUE	4,719	4,723	4,723	4,723	4,723	4,723	9,446	9,446	4,723	4,723	8,960	19,206	CHANGE IN NET ASSETS	\$ 914,838	\$ (1,046,462)	\$ (221,015)	\$ 726,683	\$ (658,511)	\$ (338,498)	\$ (997,009)	\$ (997,009)	\$ (658,511)	\$ 1,078,787	\$ 1,227,400	\$ 3,207,054																																																																																																																																																																																																																																																																																																																																																																																																																																					
Office expense	156,647	43,917	80,043	79,222	78,370	94,681	173,051	173,051	78,370	126,941	86,509	303,357	Depreciation and amortization	159,400	200,212	122,008	137,806	219,153	132,884	352,037	352,037	219,153	225,146	393,950	1,033,931	Other	19,806	13,628	34,079	16,001	30,738	11,663	42,401	42,401	30,738	39,391	17,801	66,875	TOTAL EXPENSES	8,344,059	3,162,610	4,884,477	6,474,536	4,933,040	6,042,622	10,975,662	10,975,662	4,933,040	8,537,851	10,852,424	27,265,168	SURPLUS / (DEFICIT) FROM SCHOOL OPERATIONS	910,119	(1,051,185)	(225,738)	721,960	(663,234)	(343,221)	(1,006,455)	(1,006,455)	(663,234)	1,074,064	1,218,440	3,187,848	Support and other revenue:														Contributions:														Foundations	276	279	279	279	279	279	558	558	279	279	279	837	Miscellaneous and interest income	4,443	4,444	4,444	4,444	4,444	4,444	8,888	8,888	4,444	4,444	8,681	18,369	TOTAL SUPPORT AND OTHER REVENUE	4,719	4,723	4,723	4,723	4,723	4,723	9,446	9,446	4,723	4,723	8,960	19,206	CHANGE IN NET ASSETS	\$ 914,838	\$ (1,046,462)	\$ (221,015)	\$ 726,683	\$ (658,511)	\$ (338,498)	\$ (997,009)	\$ (997,009)	\$ (658,511)	\$ 1,078,787	\$ 1,227,400	\$ 3,207,054																																																																																																																																																																																																																																																																																																																																																																																																																																																		
Depreciation and amortization	159,400	200,212	122,008	137,806	219,153	132,884	352,037	352,037	219,153	225,146	393,950	1,033,931	Other	19,806	13,628	34,079	16,001	30,738	11,663	42,401	42,401	30,738	39,391	17,801	66,875	TOTAL EXPENSES	8,344,059	3,162,610	4,884,477	6,474,536	4,933,040	6,042,622	10,975,662	10,975,662	4,933,040	8,537,851	10,852,424	27,265,168	SURPLUS / (DEFICIT) FROM SCHOOL OPERATIONS	910,119	(1,051,185)	(225,738)	721,960	(663,234)	(343,221)	(1,006,455)	(1,006,455)	(663,234)	1,074,064	1,218,440	3,187,848	Support and other revenue:														Contributions:														Foundations	276	279	279	279	279	279	558	558	279	279	279	837	Miscellaneous and interest income	4,443	4,444	4,444	4,444	4,444	4,444	8,888	8,888	4,444	4,444	8,681	18,369	TOTAL SUPPORT AND OTHER REVENUE	4,719	4,723	4,723	4,723	4,723	4,723	9,446	9,446	4,723	4,723	8,960	19,206	CHANGE IN NET ASSETS	\$ 914,838	\$ (1,046,462)	\$ (221,015)	\$ 726,683	\$ (658,511)	\$ (338,498)	\$ (997,009)	\$ (997,009)	\$ (658,511)	\$ 1,078,787	\$ 1,227,400	\$ 3,207,054																																																																																																																																																																																																																																																																																																																																																																																																																																																															
Other	19,806	13,628	34,079	16,001	30,738	11,663	42,401	42,401	30,738	39,391	17,801	66,875	TOTAL EXPENSES	8,344,059	3,162,610	4,884,477	6,474,536	4,933,040	6,042,622	10,975,662	10,975,662	4,933,040	8,537,851	10,852,424	27,265,168	SURPLUS / (DEFICIT) FROM SCHOOL OPERATIONS	910,119	(1,051,185)	(225,738)	721,960	(663,234)	(343,221)	(1,006,455)	(1,006,455)	(663,234)	1,074,064	1,218,440	3,187,848	Support and other revenue:														Contributions:														Foundations	276	279	279	279	279	279	558	558	279	279	279	837	Miscellaneous and interest income	4,443	4,444	4,444	4,444	4,444	4,444	8,888	8,888	4,444	4,444	8,681	18,369	TOTAL SUPPORT AND OTHER REVENUE	4,719	4,723	4,723	4,723	4,723	4,723	9,446	9,446	4,723	4,723	8,960	19,206	CHANGE IN NET ASSETS	\$ 914,838	\$ (1,046,462)	\$ (221,015)	\$ 726,683	\$ (658,511)	\$ (338,498)	\$ (997,009)	\$ (997,009)	\$ (658,511)	\$ 1,078,787	\$ 1,227,400	\$ 3,207,054																																																																																																																																																																																																																																																																																																																																																																																																																																																																												
TOTAL EXPENSES	8,344,059	3,162,610	4,884,477	6,474,536	4,933,040	6,042,622	10,975,662	10,975,662	4,933,040	8,537,851	10,852,424	27,265,168	SURPLUS / (DEFICIT) FROM SCHOOL OPERATIONS	910,119	(1,051,185)	(225,738)	721,960	(663,234)	(343,221)	(1,006,455)	(1,006,455)	(663,234)	1,074,064	1,218,440	3,187,848	Support and other revenue:														Contributions:														Foundations	276	279	279	279	279	279	558	558	279	279	279	837	Miscellaneous and interest income	4,443	4,444	4,444	4,444	4,444	4,444	8,888	8,888	4,444	4,444	8,681	18,369	TOTAL SUPPORT AND OTHER REVENUE	4,719	4,723	4,723	4,723	4,723	4,723	9,446	9,446	4,723	4,723	8,960	19,206	CHANGE IN NET ASSETS	\$ 914,838	\$ (1,046,462)	\$ (221,015)	\$ 726,683	\$ (658,511)	\$ (338,498)	\$ (997,009)	\$ (997,009)	\$ (658,511)	\$ 1,078,787	\$ 1,227,400	\$ 3,207,054																																																																																																																																																																																																																																																																																																																																																																																																																																																																																									
SURPLUS / (DEFICIT) FROM SCHOOL OPERATIONS	910,119	(1,051,185)	(225,738)	721,960	(663,234)	(343,221)	(1,006,455)	(1,006,455)	(663,234)	1,074,064	1,218,440	3,187,848	Support and other revenue:														Contributions:														Foundations	276	279	279	279	279	279	558	558	279	279	279	837	Miscellaneous and interest income	4,443	4,444	4,444	4,444	4,444	4,444	8,888	8,888	4,444	4,444	8,681	18,369	TOTAL SUPPORT AND OTHER REVENUE	4,719	4,723	4,723	4,723	4,723	4,723	9,446	9,446	4,723	4,723	8,960	19,206	CHANGE IN NET ASSETS	\$ 914,838	\$ (1,046,462)	\$ (221,015)	\$ 726,683	\$ (658,511)	\$ (338,498)	\$ (997,009)	\$ (997,009)	\$ (658,511)	\$ 1,078,787	\$ 1,227,400	\$ 3,207,054																																																																																																																																																																																																																																																																																																																																																																																																																																																																																																						
Support and other revenue:														Contributions:														Foundations	276	279	279	279	279	279	558	558	279	279	279	837	Miscellaneous and interest income	4,443	4,444	4,444	4,444	4,444	4,444	8,888	8,888	4,444	4,444	8,681	18,369	TOTAL SUPPORT AND OTHER REVENUE	4,719	4,723	4,723	4,723	4,723	4,723	9,446	9,446	4,723	4,723	8,960	19,206	CHANGE IN NET ASSETS	\$ 914,838	\$ (1,046,462)	\$ (221,015)	\$ 726,683	\$ (658,511)	\$ (338,498)	\$ (997,009)	\$ (997,009)	\$ (658,511)	\$ 1,078,787	\$ 1,227,400	\$ 3,207,054																																																																																																																																																																																																																																																																																																																																																																																																																																																																																																																			
Contributions:														Foundations	276	279	279	279	279	279	558	558	279	279	279	837	Miscellaneous and interest income	4,443	4,444	4,444	4,444	4,444	4,444	8,888	8,888	4,444	4,444	8,681	18,369	TOTAL SUPPORT AND OTHER REVENUE	4,719	4,723	4,723	4,723	4,723	4,723	9,446	9,446	4,723	4,723	8,960	19,206	CHANGE IN NET ASSETS	\$ 914,838	\$ (1,046,462)	\$ (221,015)	\$ 726,683	\$ (658,511)	\$ (338,498)	\$ (997,009)	\$ (997,009)	\$ (658,511)	\$ 1,078,787	\$ 1,227,400	\$ 3,207,054																																																																																																																																																																																																																																																																																																																																																																																																																																																																																																																																	
Foundations	276	279	279	279	279	279	558	558	279	279	279	837	Miscellaneous and interest income	4,443	4,444	4,444	4,444	4,444	4,444	8,888	8,888	4,444	4,444	8,681	18,369	TOTAL SUPPORT AND OTHER REVENUE	4,719	4,723	4,723	4,723	4,723	4,723	9,446	9,446	4,723	4,723	8,960	19,206	CHANGE IN NET ASSETS	\$ 914,838	\$ (1,046,462)	\$ (221,015)	\$ 726,683	\$ (658,511)	\$ (338,498)	\$ (997,009)	\$ (997,009)	\$ (658,511)	\$ 1,078,787	\$ 1,227,400	\$ 3,207,054																																																																																																																																																																																																																																																																																																																																																																																																																																																																																																																																															
Miscellaneous and interest income	4,443	4,444	4,444	4,444	4,444	4,444	8,888	8,888	4,444	4,444	8,681	18,369	TOTAL SUPPORT AND OTHER REVENUE	4,719	4,723	4,723	4,723	4,723	4,723	9,446	9,446	4,723	4,723	8,960	19,206	CHANGE IN NET ASSETS	\$ 914,838	\$ (1,046,462)	\$ (221,015)	\$ 726,683	\$ (658,511)	\$ (338,498)	\$ (997,009)	\$ (997,009)	\$ (658,511)	\$ 1,078,787	\$ 1,227,400	\$ 3,207,054																																																																																																																																																																																																																																																																																																																																																																																																																																																																																																																																																												
TOTAL SUPPORT AND OTHER REVENUE	4,719	4,723	4,723	4,723	4,723	4,723	9,446	9,446	4,723	4,723	8,960	19,206	CHANGE IN NET ASSETS	\$ 914,838	\$ (1,046,462)	\$ (221,015)	\$ 726,683	\$ (658,511)	\$ (338,498)	\$ (997,009)	\$ (997,009)	\$ (658,511)	\$ 1,078,787	\$ 1,227,400	\$ 3,207,054																																																																																																																																																																																																																																																																																																																																																																																																																																																																																																																																																																									
CHANGE IN NET ASSETS	\$ 914,838	\$ (1,046,462)	\$ (221,015)	\$ 726,683	\$ (658,511)	\$ (338,498)	\$ (997,009)	\$ (997,009)	\$ (658,511)	\$ 1,078,787	\$ 1,227,400	\$ 3,207,054																																																																																																																																																																																																																																																																																																																																																																																																																																																																																																																																																																																						

UNCOMMON NEW YORK CITY CHARTER SCHOOLS

COMBINING STATEMENT OF ACTIVITIES AND NET ASSETS BY CHARTER, Cont'd

YEAR ENDED JUNE 30, 2022

	Excellence Boys				Excellence Girls				Leadership Preparatory Bedford Stuyvesant																																																																																																																																																																																																																																																																																																																																																																																																																																																																																																																																																																																																																
	Excellence Boys			Total	Excellence Girls			Total	Leadership Preparatory Bedford Stuyvesant			Total																																																																																																																																																																																																																																																																																																																																																																																																																																																																																																																																																																																																													
	Elementary School	Middle School	Uncommon Charter High School		Elementary School	Middle School	Uncommon Charter High School		Elementary School	Middle School	Uncommon Charter High School																																																																																																																																																																																																																																																																																																																																																																																																																																																																																																																																																																																																														
Revenue, gains and other support:														Public school district:														Resident student enrollment	\$ 4,087,820	\$ 5,286,674	\$ 9,374,494	\$ 9,374,494	\$ 5,433,504	\$ 4,117,449	\$ 10,740,998	\$ 20,291,951	\$ 6,270,432	\$ 5,967,694	\$ 7,731,396	\$ 19,969,522	\$ 1,277,932	Students with disabilities	187,020	508,279	695,299	695,299	255,937	339,036	2,087,055	2,682,028	299,938	361,728	616,266	1,597,786	671,160	Grants and contracts:														Federal - Title and IDEA	235,977	202,978	438,955	438,955	284,104	158,898	366,984	809,986	282,554	212,922	175,684	695,973	1,597,786	Federal - Other	647,289	407,766	1,055,055	1,055,055	516,268	394,497	1,013,923	1,924,688	534,047	367,766	695,973	1,597,786	671,160	Other support:														In-kind donations	17,849	23,667	41,516	41,516	1,730,103	1,354,533	3,848,437	6,933,073	1,994,461	1,921,032	2,533,110	6,448,603	29,965,003	TOTAL REVENUE, GAINS AND OTHER SUPPORT	5,175,955	6,429,364	11,605,319	11,605,319	8,219,916	6,364,413	18,057,397	32,641,726	9,381,432	8,831,142	11,752,429	29,965,003	6,448,603	Personnel services costs:														Administrative staff personnel	1,111,966	811,115	1,923,081	1,923,081	808,400	761,394	1,773,292	3,343,086	855,214	857,810	1,274,600	2,987,624	7,469,680	Instructional personnel	2,170,129	2,343,884	4,514,013	4,514,013	2,311,512	1,753,207	5,019,648	9,084,367	2,469,395	2,208,376	2,791,909	7,469,680	10,457,304	Non-instructional personnel	3,282,095	3,154,999	6,437,094	6,437,094	3,119,912	2,514,601	6,792,940	12,427,453	3,324,609	3,066,186	4,066,509	10,457,304	1,607,881	Fringe benefits and payroll taxes	510,186	497,079	1,007,265	1,007,265	519,432	414,386	1,072,919	2,006,737	525,568	449,533	632,780	1,607,881	31,906,674	Retirement	42,023	32,363	74,386	74,386	43,811	17,769	119,038	180,618	33,452	34,456	42,635	110,543	110,543	Management company fees	614,019	796,063	1,410,082	1,410,082	865,238	666,008	1,757,049	3,288,315	989,877	921,650	1,239,147	3,190,674	17,796	Legal services	5,932	5,932	11,864	11,864	5,932	5,932	5,932	17,796	5,932	5,932	5,932	17,796	17,796	Accounting and audit services	11,458	22,916	22,916	22,916	11,458	11,458	11,458	34,374	11,458	11,458	11,458	34,374	34,374	Other professional and consulting services	100,366	102,287	202,653	202,653	11,158	27,262	243,599	282,019	10,758	36,109	57,910	104,777	104,777	Building rent	25,902	25,042	50,944	50,944	505	505	505	1,515	505	505	517	6,181	6,181	In-kind rent	-	-	-	-	1,706,832	1,336,946	3,848,416	6,892,194	1,971,111	1,898,827	2,504,299	6,374,237	6,374,237	Repairs and maintenance	348,639	335,145	683,784	683,784	6,423	19,252	52,534	553,209	18,224	9,397	15,280	42,901	42,901	Insurance	50,738	50,738	101,476	101,476	50,738	50,738	101,476	204,387	50,738	50,738	50,738	152,214	152,214	Utilities	157,819	123,412	281,231	281,231	58,354	71,052	482,911	612,317	48,206	41,720	19,324	109,250	109,250	Supplies and materials	304,633	282,911	587,544	587,544	216,864	149,903	237,000	603,767	136,451	165,521	155,091	457,063	457,063	Equipment/Furnishings	11,410	8,793	20,203	20,203	9,786	6,462	27,978	44,226	6,267	41,083	10,429	57,779	57,779	Staff development	99,387	72,935	172,322	172,322	56,111	104,551	101,754	262,416	82,822	76,477	67,553	226,852	226,852	Marketing and recruitment	76,433	68,943	145,376	145,376	80,140	80,140	79,657	230,179	68,990	69,841	73,856	212,687	212,687	Technology	327,208	249,947	577,155	577,155	311,367	275,551	329,918	916,836	308,113	231,167	266,200	805,480	805,480	Food service	183	183	366	366	183	183	926	1,292	183	4,422	392	4,997	4,997	Student services	70,976	71,786	142,762	142,762	72,566	105,189	383,274	563,029	66,238	98,961	309,930	475,129	475,129	Office expense	106,509	110,583	217,092	217,092	126,517	100,140	187,722	414,379	203,410	143,884	127,467	474,761	474,761	Depreciation and amortization	270,907	174,013	444,920	444,920	142,325	210,691	668,527	668,527	164,732	207,111	228,938	600,781	600,781	Other	20,401	9,605	30,006	30,006	29,419	9,118	26,849	65,386	12,903	24,448	21,530	58,881	58,881	TOTAL EXPENSES	6,437,224	6,184,217	12,621,441	12,621,441	7,433,333	6,177,837	16,657,801	30,270,971	8,040,547	7,589,426	9,912,569	25,542,542	25,542,542	SURPLUS / (DEFICIT) FROM SCHOOL OPERATIONS	(1,261,269)	245,147	(1,016,122)	(1,016,122)	784,583	186,576	1,399,596	2,370,755	1,340,885	1,241,716	1,839,860	4,422,461	4,422,461	Support and other revenue:														Contributions:														Foundations	279	279	558	558	279	279	279	837	279	279	279	837	837	Miscellaneous and interest income	4,444	4,444	8,888	8,888	4,444	4,444	28,617	37,505	4,444	4,444	8,029	16,917	16,917	TOTAL SUPPORT AND OTHER REVENUE	4,723	4,723	9,446	9,446	4,723	4,723	28,896	38,342	4,723	4,723	8,308	17,754	17,754	CHANGE IN NET ASSETS	(1,256,546)	249,870	(1,006,676)	(1,006,676)	789,306	191,299	1,428,492	2,409,097	1,345,608	1,246,439	1,848,168	4,440,215	4,440,215
Public school district:														Resident student enrollment	\$ 4,087,820	\$ 5,286,674	\$ 9,374,494	\$ 9,374,494	\$ 5,433,504	\$ 4,117,449	\$ 10,740,998	\$ 20,291,951	\$ 6,270,432	\$ 5,967,694	\$ 7,731,396	\$ 19,969,522	\$ 1,277,932	Students with disabilities	187,020	508,279	695,299	695,299	255,937	339,036	2,087,055	2,682,028	299,938	361,728	616,266	1,597,786	671,160	Grants and contracts:														Federal - Title and IDEA	235,977	202,978	438,955	438,955	284,104	158,898	366,984	809,986	282,554	212,922	175,684	695,973	1,597,786	Federal - Other	647,289	407,766	1,055,055	1,055,055	516,268	394,497	1,013,923	1,924,688	534,047	367,766	695,973	1,597,786	671,160	Other support:														In-kind donations	17,849	23,667	41,516	41,516	1,730,103	1,354,533	3,848,437	6,933,073	1,994,461	1,921,032	2,533,110	6,448,603	29,965,003	TOTAL REVENUE, GAINS AND OTHER SUPPORT	5,175,955	6,429,364	11,605,319	11,605,319	8,219,916	6,364,413	18,057,397	32,641,726	9,381,432	8,831,142	11,752,429	29,965,003	6,448,603	Personnel services costs:														Administrative staff personnel	1,111,966	811,115	1,923,081	1,923,081	808,400	761,394	1,773,292	3,343,086	855,214	857,810	1,274,600	2,987,624	7,469,680	Instructional personnel	2,170,129	2,343,884	4,514,013	4,514,013	2,311,512	1,753,207	5,019,648	9,084,367	2,469,395	2,208,376	2,791,909	7,469,680	10,457,304	Non-instructional personnel	3,282,095	3,154,999	6,437,094	6,437,094	3,119,912	2,514,601	6,792,940	12,427,453	3,324,609	3,066,186	4,066,509	10,457,304	1,607,881	Fringe benefits and payroll taxes	510,186	497,079	1,007,265	1,007,265	519,432	414,386	1,072,919	2,006,737	525,568	449,533	632,780	1,607,881	31,906,674	Retirement	42,023	32,363	74,386	74,386	43,811	17,769	119,038	180,618	33,452	34,456	42,635	110,543	110,543	Management company fees	614,019	796,063	1,410,082	1,410,082	865,238	666,008	1,757,049	3,288,315	989,877	921,650	1,239,147	3,190,674	17,796	Legal services	5,932	5,932	11,864	11,864	5,932	5,932	5,932	17,796	5,932	5,932	5,932	17,796	17,796	Accounting and audit services	11,458	22,916	22,916	22,916	11,458	11,458	11,458	34,374	11,458	11,458	11,458	34,374	34,374	Other professional and consulting services	100,366	102,287	202,653	202,653	11,158	27,262	243,599	282,019	10,758	36,109	57,910	104,777	104,777	Building rent	25,902	25,042	50,944	50,944	505	505	505	1,515	505	505	517	6,181	6,181	In-kind rent	-	-	-	-	1,706,832	1,336,946	3,848,416	6,892,194	1,971,111	1,898,827	2,504,299	6,374,237	6,374,237	Repairs and maintenance	348,639	335,145	683,784	683,784	6,423	19,252	52,534	553,209	18,224	9,397	15,280	42,901	42,901	Insurance	50,738	50,738	101,476	101,476	50,738	50,738	101,476	204,387	50,738	50,738	50,738	152,214	152,214	Utilities	157,819	123,412	281,231	281,231	58,354	71,052	482,911	612,317	48,206	41,720	19,324	109,250	109,250	Supplies and materials	304,633	282,911	587,544	587,544	216,864	149,903	237,000	603,767	136,451	165,521	155,091	457,063	457,063	Equipment/Furnishings	11,410	8,793	20,203	20,203	9,786	6,462	27,978	44,226	6,267	41,083	10,429	57,779	57,779	Staff development	99,387	72,935	172,322	172,322	56,111	104,551	101,754	262,416	82,822	76,477	67,553	226,852	226,852	Marketing and recruitment	76,433	68,943	145,376	145,376	80,140	80,140	79,657	230,179	68,990	69,841	73,856	212,687	212,687	Technology	327,208	249,947	577,155	577,155	311,367	275,551	329,918	916,836	308,113	231,167	266,200	805,480	805,480	Food service	183	183	366	366	183	183	926	1,292	183	4,422	392	4,997	4,997	Student services	70,976	71,786	142,762	142,762	72,566	105,189	383,274	563,029	66,238	98,961	309,930	475,129	475,129	Office expense	106,509	110,583	217,092	217,092	126,517	100,140	187,722	414,379	203,410	143,884	127,467	474,761	474,761	Depreciation and amortization	270,907	174,013	444,920	444,920	142,325	210,691	668,527	668,527	164,732	207,111	228,938	600,781	600,781	Other	20,401	9,605	30,006	30,006	29,419	9,118	26,849	65,386	12,903	24,448	21,530	58,881	58,881	TOTAL EXPENSES	6,437,224	6,184,217	12,621,441	12,621,441	7,433,333	6,177,837	16,657,801	30,270,971	8,040,547	7,589,426	9,912,569	25,542,542	25,542,542	SURPLUS / (DEFICIT) FROM SCHOOL OPERATIONS	(1,261,269)	245,147	(1,016,122)	(1,016,122)	784,583	186,576	1,399,596	2,370,755	1,340,885	1,241,716	1,839,860	4,422,461	4,422,461	Support and other revenue:														Contributions:														Foundations	279	279	558	558	279	279	279	837	279	279	279	837	837	Miscellaneous and interest income	4,444	4,444	8,888	8,888	4,444	4,444	28,617	37,505	4,444	4,444	8,029	16,917	16,917	TOTAL SUPPORT AND OTHER REVENUE	4,723	4,723	9,446	9,446	4,723	4,723	28,896	38,342	4,723	4,723	8,308	17,754	17,754	CHANGE IN NET ASSETS	(1,256,546)	249,870	(1,006,676)	(1,006,676)	789,306	191,299	1,428,492	2,409,097	1,345,608	1,246,439	1,848,168	4,440,215	4,440,215														
Resident student enrollment	\$ 4,087,820	\$ 5,286,674	\$ 9,374,494	\$ 9,374,494	\$ 5,433,504	\$ 4,117,449	\$ 10,740,998	\$ 20,291,951	\$ 6,270,432	\$ 5,967,694	\$ 7,731,396	\$ 19,969,522	\$ 1,277,932																																																																																																																																																																																																																																																																																																																																																																																																																																																																																																																																																																																																												
Students with disabilities	187,020	508,279	695,299	695,299	255,937	339,036	2,087,055	2,682,028	299,938	361,728	616,266	1,597,786	671,160																																																																																																																																																																																																																																																																																																																																																																																																																																																																																																																																																																																																												
Grants and contracts:														Federal - Title and IDEA	235,977	202,978	438,955	438,955	284,104	158,898	366,984	809,986	282,554	212,922	175,684	695,973	1,597,786	Federal - Other	647,289	407,766	1,055,055	1,055,055	516,268	394,497	1,013,923	1,924,688	534,047	367,766	695,973	1,597,786	671,160	Other support:														In-kind donations	17,849	23,667	41,516	41,516	1,730,103	1,354,533	3,848,437	6,933,073	1,994,461	1,921,032	2,533,110	6,448,603	29,965,003	TOTAL REVENUE, GAINS AND OTHER SUPPORT	5,175,955	6,429,364	11,605,319	11,605,319	8,219,916	6,364,413	18,057,397	32,641,726	9,381,432	8,831,142	11,752,429	29,965,003	6,448,603	Personnel services costs:														Administrative staff personnel	1,111,966	811,115	1,923,081	1,923,081	808,400	761,394	1,773,292	3,343,086	855,214	857,810	1,274,600	2,987,624	7,469,680	Instructional personnel	2,170,129	2,343,884	4,514,013	4,514,013	2,311,512	1,753,207	5,019,648	9,084,367	2,469,395	2,208,376	2,791,909	7,469,680	10,457,304	Non-instructional personnel	3,282,095	3,154,999	6,437,094	6,437,094	3,119,912	2,514,601	6,792,940	12,427,453	3,324,609	3,066,186	4,066,509	10,457,304	1,607,881	Fringe benefits and payroll taxes	510,186	497,079	1,007,265	1,007,265	519,432	414,386	1,072,919	2,006,737	525,568	449,533	632,780	1,607,881	31,906,674	Retirement	42,023	32,363	74,386	74,386	43,811	17,769	119,038	180,618	33,452	34,456	42,635	110,543	110,543	Management company fees	614,019	796,063	1,410,082	1,410,082	865,238	666,008	1,757,049	3,288,315	989,877	921,650	1,239,147	3,190,674	17,796	Legal services	5,932	5,932	11,864	11,864	5,932	5,932	5,932	17,796	5,932	5,932	5,932	17,796	17,796	Accounting and audit services	11,458	22,916	22,916	22,916	11,458	11,458	11,458	34,374	11,458	11,458	11,458	34,374	34,374	Other professional and consulting services	100,366	102,287	202,653	202,653	11,158	27,262	243,599	282,019	10,758	36,109	57,910	104,777	104,777	Building rent	25,902	25,042	50,944	50,944	505	505	505	1,515	505	505	517	6,181	6,181	In-kind rent	-	-	-	-	1,706,832	1,336,946	3,848,416	6,892,194	1,971,111	1,898,827	2,504,299	6,374,237	6,374,237	Repairs and maintenance	348,639	335,145	683,784	683,784	6,423	19,252	52,534	553,209	18,224	9,397	15,280	42,901	42,901	Insurance	50,738	50,738	101,476	101,476	50,738	50,738	101,476	204,387	50,738	50,738	50,738	152,214	152,214	Utilities	157,819	123,412	281,231	281,231	58,354	71,052	482,911	612,317	48,206	41,720	19,324	109,250	109,250	Supplies and materials	304,633	282,911	587,544	587,544	216,864	149,903	237,000	603,767	136,451	165,521	155,091	457,063	457,063	Equipment/Furnishings	11,410	8,793	20,203	20,203	9,786	6,462	27,978	44,226	6,267	41,083	10,429	57,779	57,779	Staff development	99,387	72,935	172,322	172,322	56,111	104,551	101,754	262,416	82,822	76,477	67,553	226,852	226,852	Marketing and recruitment	76,433	68,943	145,376	145,376	80,140	80,140	79,657	230,179	68,990	69,841	73,856	212,687	212,687	Technology	327,208	249,947	577,155	577,155	311,367	275,551	329,918	916,836	308,113	231,167	266,200	805,480	805,480	Food service	183	183	366	366	183	183	926	1,292	183	4,422	392	4,997	4,997	Student services	70,976	71,786	142,762	142,762	72,566	105,189	383,274	563,029	66,238	98,961	309,930	475,129	475,129	Office expense	106,509	110,583	217,092	217,092	126,517	100,140	187,722	414,379	203,410	143,884	127,467	474,761	474,761	Depreciation and amortization	270,907	174,013	444,920	444,920	142,325	210,691	668,527	668,527	164,732	207,111	228,938	600,781	600,781	Other	20,401	9,605	30,006	30,006	29,419	9,118	26,849	65,386	12,903	24,448	21,530	58,881	58,881	TOTAL EXPENSES	6,437,224	6,184,217	12,621,441	12,621,441	7,433,333	6,177,837	16,657,801	30,270,971	8,040,547	7,589,426	9,912,569	25,542,542	25,542,542	SURPLUS / (DEFICIT) FROM SCHOOL OPERATIONS	(1,261,269)	245,147	(1,016,122)	(1,016,122)	784,583	186,576	1,399,596	2,370,755	1,340,885	1,241,716	1,839,860	4,422,461	4,422,461	Support and other revenue:														Contributions:														Foundations	279	279	558	558	279	279	279	837	279	279	279	837	837	Miscellaneous and interest income	4,444	4,444	8,888	8,888	4,444	4,444	28,617	37,505	4,444	4,444	8,029	16,917	16,917	TOTAL SUPPORT AND OTHER REVENUE	4,723	4,723	9,446	9,446	4,723	4,723	28,896	38,342	4,723	4,723	8,308	17,754	17,754	CHANGE IN NET ASSETS	(1,256,546)	249,870	(1,006,676)	(1,006,676)	789,306	191,299	1,428,492	2,409,097	1,345,608	1,246,439	1,848,168	4,440,215	4,440,215																																																								
Federal - Title and IDEA	235,977	202,978	438,955	438,955	284,104	158,898	366,984	809,986	282,554	212,922	175,684	695,973	1,597,786																																																																																																																																																																																																																																																																																																																																																																																																																																																																																																																																																																																																												
Federal - Other	647,289	407,766	1,055,055	1,055,055	516,268	394,497	1,013,923	1,924,688	534,047	367,766	695,973	1,597,786	671,160																																																																																																																																																																																																																																																																																																																																																																																																																																																																																																																																																																																																												
Other support:														In-kind donations	17,849	23,667	41,516	41,516	1,730,103	1,354,533	3,848,437	6,933,073	1,994,461	1,921,032	2,533,110	6,448,603	29,965,003	TOTAL REVENUE, GAINS AND OTHER SUPPORT	5,175,955	6,429,364	11,605,319	11,605,319	8,219,916	6,364,413	18,057,397	32,641,726	9,381,432	8,831,142	11,752,429	29,965,003	6,448,603	Personnel services costs:														Administrative staff personnel	1,111,966	811,115	1,923,081	1,923,081	808,400	761,394	1,773,292	3,343,086	855,214	857,810	1,274,600	2,987,624	7,469,680	Instructional personnel	2,170,129	2,343,884	4,514,013	4,514,013	2,311,512	1,753,207	5,019,648	9,084,367	2,469,395	2,208,376	2,791,909	7,469,680	10,457,304	Non-instructional personnel	3,282,095	3,154,999	6,437,094	6,437,094	3,119,912	2,514,601	6,792,940	12,427,453	3,324,609	3,066,186	4,066,509	10,457,304	1,607,881	Fringe benefits and payroll taxes	510,186	497,079	1,007,265	1,007,265	519,432	414,386	1,072,919	2,006,737	525,568	449,533	632,780	1,607,881	31,906,674	Retirement	42,023	32,363	74,386	74,386	43,811	17,769	119,038	180,618	33,452	34,456	42,635	110,543	110,543	Management company fees	614,019	796,063	1,410,082	1,410,082	865,238	666,008	1,757,049	3,288,315	989,877	921,650	1,239,147	3,190,674	17,796	Legal services	5,932	5,932	11,864	11,864	5,932	5,932	5,932	17,796	5,932	5,932	5,932	17,796	17,796	Accounting and audit services	11,458	22,916	22,916	22,916	11,458	11,458	11,458	34,374	11,458	11,458	11,458	34,374	34,374	Other professional and consulting services	100,366	102,287	202,653	202,653	11,158	27,262	243,599	282,019	10,758	36,109	57,910	104,777	104,777	Building rent	25,902	25,042	50,944	50,944	505	505	505	1,515	505	505	517	6,181	6,181	In-kind rent	-	-	-	-	1,706,832	1,336,946	3,848,416	6,892,194	1,971,111	1,898,827	2,504,299	6,374,237	6,374,237	Repairs and maintenance	348,639	335,145	683,784	683,784	6,423	19,252	52,534	553,209	18,224	9,397	15,280	42,901	42,901	Insurance	50,738	50,738	101,476	101,476	50,738	50,738	101,476	204,387	50,738	50,738	50,738	152,214	152,214	Utilities	157,819	123,412	281,231	281,231	58,354	71,052	482,911	612,317	48,206	41,720	19,324	109,250	109,250	Supplies and materials	304,633	282,911	587,544	587,544	216,864	149,903	237,000	603,767	136,451	165,521	155,091	457,063	457,063	Equipment/Furnishings	11,410	8,793	20,203	20,203	9,786	6,462	27,978	44,226	6,267	41,083	10,429	57,779	57,779	Staff development	99,387	72,935	172,322	172,322	56,111	104,551	101,754	262,416	82,822	76,477	67,553	226,852	226,852	Marketing and recruitment	76,433	68,943	145,376	145,376	80,140	80,140	79,657	230,179	68,990	69,841	73,856	212,687	212,687	Technology	327,208	249,947	577,155	577,155	311,367	275,551	329,918	916,836	308,113	231,167	266,200	805,480	805,480	Food service	183	183	366	366	183	183	926	1,292	183	4,422	392	4,997	4,997	Student services	70,976	71,786	142,762	142,762	72,566	105,189	383,274	563,029	66,238	98,961	309,930	475,129	475,129	Office expense	106,509	110,583	217,092	217,092	126,517	100,140	187,722	414,379	203,410	143,884	127,467	474,761	474,761	Depreciation and amortization	270,907	174,013	444,920	444,920	142,325	210,691	668,527	668,527	164,732	207,111	228,938	600,781	600,781	Other	20,401	9,605	30,006	30,006	29,419	9,118	26,849	65,386	12,903	24,448	21,530	58,881	58,881	TOTAL EXPENSES	6,437,224	6,184,217	12,621,441	12,621,441	7,433,333	6,177,837	16,657,801	30,270,971	8,040,547	7,589,426	9,912,569	25,542,542	25,542,542	SURPLUS / (DEFICIT) FROM SCHOOL OPERATIONS	(1,261,269)	245,147	(1,016,122)	(1,016,122)	784,583	186,576	1,399,596	2,370,755	1,340,885	1,241,716	1,839,860	4,422,461	4,422,461	Support and other revenue:														Contributions:														Foundations	279	279	558	558	279	279	279	837	279	279	279	837	837	Miscellaneous and interest income	4,444	4,444	8,888	8,888	4,444	4,444	28,617	37,505	4,444	4,444	8,029	16,917	16,917	TOTAL SUPPORT AND OTHER REVENUE	4,723	4,723	9,446	9,446	4,723	4,723	28,896	38,342	4,723	4,723	8,308	17,754	17,754	CHANGE IN NET ASSETS	(1,256,546)	249,870	(1,006,676)	(1,006,676)	789,306	191,299	1,428,492	2,409,097	1,345,608	1,246,439	1,848,168	4,440,215	4,440,215																																																																																																		
In-kind donations	17,849	23,667	41,516	41,516	1,730,103	1,354,533	3,848,437	6,933,073	1,994,461	1,921,032	2,533,110	6,448,603	29,965,003																																																																																																																																																																																																																																																																																																																																																																																																																																																																																																																																																																																																												
TOTAL REVENUE, GAINS AND OTHER SUPPORT	5,175,955	6,429,364	11,605,319	11,605,319	8,219,916	6,364,413	18,057,397	32,641,726	9,381,432	8,831,142	11,752,429	29,965,003	6,448,603																																																																																																																																																																																																																																																																																																																																																																																																																																																																																																																																																																																																												
Personnel services costs:														Administrative staff personnel	1,111,966	811,115	1,923,081	1,923,081	808,400	761,394	1,773,292	3,343,086	855,214	857,810	1,274,600	2,987,624	7,469,680	Instructional personnel	2,170,129	2,343,884	4,514,013	4,514,013	2,311,512	1,753,207	5,019,648	9,084,367	2,469,395	2,208,376	2,791,909	7,469,680	10,457,304	Non-instructional personnel	3,282,095	3,154,999	6,437,094	6,437,094	3,119,912	2,514,601	6,792,940	12,427,453	3,324,609	3,066,186	4,066,509	10,457,304	1,607,881	Fringe benefits and payroll taxes	510,186	497,079	1,007,265	1,007,265	519,432	414,386	1,072,919	2,006,737	525,568	449,533	632,780	1,607,881	31,906,674	Retirement	42,023	32,363	74,386	74,386	43,811	17,769	119,038	180,618	33,452	34,456	42,635	110,543	110,543	Management company fees	614,019	796,063	1,410,082	1,410,082	865,238	666,008	1,757,049	3,288,315	989,877	921,650	1,239,147	3,190,674	17,796	Legal services	5,932	5,932	11,864	11,864	5,932	5,932	5,932	17,796	5,932	5,932	5,932	17,796	17,796	Accounting and audit services	11,458	22,916	22,916	22,916	11,458	11,458	11,458	34,374	11,458	11,458	11,458	34,374	34,374	Other professional and consulting services	100,366	102,287	202,653	202,653	11,158	27,262	243,599	282,019	10,758	36,109	57,910	104,777	104,777	Building rent	25,902	25,042	50,944	50,944	505	505	505	1,515	505	505	517	6,181	6,181	In-kind rent	-	-	-	-	1,706,832	1,336,946	3,848,416	6,892,194	1,971,111	1,898,827	2,504,299	6,374,237	6,374,237	Repairs and maintenance	348,639	335,145	683,784	683,784	6,423	19,252	52,534	553,209	18,224	9,397	15,280	42,901	42,901	Insurance	50,738	50,738	101,476	101,476	50,738	50,738	101,476	204,387	50,738	50,738	50,738	152,214	152,214	Utilities	157,819	123,412	281,231	281,231	58,354	71,052	482,911	612,317	48,206	41,720	19,324	109,250	109,250	Supplies and materials	304,633	282,911	587,544	587,544	216,864	149,903	237,000	603,767	136,451	165,521	155,091	457,063	457,063	Equipment/Furnishings	11,410	8,793	20,203	20,203	9,786	6,462	27,978	44,226	6,267	41,083	10,429	57,779	57,779	Staff development	99,387	72,935	172,322	172,322	56,111	104,551	101,754	262,416	82,822	76,477	67,553	226,852	226,852	Marketing and recruitment	76,433	68,943	145,376	145,376	80,140	80,140	79,657	230,179	68,990	69,841	73,856	212,687	212,687	Technology	327,208	249,947	577,155	577,155	311,367	275,551	329,918	916,836	308,113	231,167	266,200	805,480	805,480	Food service	183	183	366	366	183	183	926	1,292	183	4,422	392	4,997	4,997	Student services	70,976	71,786	142,762	142,762	72,566	105,189	383,274	563,029	66,238	98,961	309,930	475,129	475,129	Office expense	106,509	110,583	217,092	217,092	126,517	100,140	187,722	414,379	203,410	143,884	127,467	474,761	474,761	Depreciation and amortization	270,907	174,013	444,920	444,920	142,325	210,691	668,527	668,527	164,732	207,111	228,938	600,781	600,781	Other	20,401	9,605	30,006	30,006	29,419	9,118	26,849	65,386	12,903	24,448	21,530	58,881	58,881	TOTAL EXPENSES	6,437,224	6,184,217	12,621,441	12,621,441	7,433,333	6,177,837	16,657,801	30,270,971	8,040,547	7,589,426	9,912,569	25,542,542	25,542,542	SURPLUS / (DEFICIT) FROM SCHOOL OPERATIONS	(1,261,269)	245,147	(1,016,122)	(1,016,122)	784,583	186,576	1,399,596	2,370,755	1,340,885	1,241,716	1,839,860	4,422,461	4,422,461	Support and other revenue:														Contributions:														Foundations	279	279	558	558	279	279	279	837	279	279	279	837	837	Miscellaneous and interest income	4,444	4,444	8,888	8,888	4,444	4,444	28,617	37,505	4,444	4,444	8,029	16,917	16,917	TOTAL SUPPORT AND OTHER REVENUE	4,723	4,723	9,446	9,446	4,723	4,723	28,896	38,342	4,723	4,723	8,308	17,754	17,754	CHANGE IN NET ASSETS	(1,256,546)	249,870	(1,006,676)	(1,006,676)	789,306	191,299	1,428,492	2,409,097	1,345,608	1,246,439	1,848,168	4,440,215	4,440,215																																																																																																																																												
Administrative staff personnel	1,111,966	811,115	1,923,081	1,923,081	808,400	761,394	1,773,292	3,343,086	855,214	857,810	1,274,600	2,987,624	7,469,680																																																																																																																																																																																																																																																																																																																																																																																																																																																																																																																																																																																																												
Instructional personnel	2,170,129	2,343,884	4,514,013	4,514,013	2,311,512	1,753,207	5,019,648	9,084,367	2,469,395	2,208,376	2,791,909	7,469,680	10,457,304																																																																																																																																																																																																																																																																																																																																																																																																																																																																																																																																																																																																												
Non-instructional personnel	3,282,095	3,154,999	6,437,094	6,437,094	3,119,912	2,514,601	6,792,940	12,427,453	3,324,609	3,066,186	4,066,509	10,457,304	1,607,881																																																																																																																																																																																																																																																																																																																																																																																																																																																																																																																																																																																																												
Fringe benefits and payroll taxes	510,186	497,079	1,007,265	1,007,265	519,432	414,386	1,072,919	2,006,737	525,568	449,533	632,780	1,607,881	31,906,674																																																																																																																																																																																																																																																																																																																																																																																																																																																																																																																																																																																																												
Retirement	42,023	32,363	74,386	74,386	43,811	17,769	119,038	180,618	33,452	34,456	42,635	110,543	110,543																																																																																																																																																																																																																																																																																																																																																																																																																																																																																																																																																																																																												
Management company fees	614,019	796,063	1,410,082	1,410,082	865,238	666,008	1,757,049	3,288,315	989,877	921,650	1,239,147	3,190,674	17,796																																																																																																																																																																																																																																																																																																																																																																																																																																																																																																																																																																																																												
Legal services	5,932	5,932	11,864	11,864	5,932	5,932	5,932	17,796	5,932	5,932	5,932	17,796	17,796																																																																																																																																																																																																																																																																																																																																																																																																																																																																																																																																																																																																												
Accounting and audit services	11,458	22,916	22,916	22,916	11,458	11,458	11,458	34,374	11,458	11,458	11,458	34,374	34,374																																																																																																																																																																																																																																																																																																																																																																																																																																																																																																																																																																																																												
Other professional and consulting services	100,366	102,287	202,653	202,653	11,158	27,262	243,599	282,019	10,758	36,109	57,910	104,777	104,777																																																																																																																																																																																																																																																																																																																																																																																																																																																																																																																																																																																																												
Building rent	25,902	25,042	50,944	50,944	505	505	505	1,515	505	505	517	6,181	6,181																																																																																																																																																																																																																																																																																																																																																																																																																																																																																																																																																																																																												
In-kind rent	-	-	-	-	1,706,832	1,336,946	3,848,416	6,892,194	1,971,111	1,898,827	2,504,299	6,374,237	6,374,237																																																																																																																																																																																																																																																																																																																																																																																																																																																																																																																																																																																																												
Repairs and maintenance	348,639	335,145	683,784	683,784	6,423	19,252	52,534	553,209	18,224	9,397	15,280	42,901	42,901																																																																																																																																																																																																																																																																																																																																																																																																																																																																																																																																																																																																												
Insurance	50,738	50,738	101,476	101,476	50,738	50,738	101,476	204,387	50,738	50,738	50,738	152,214	152,214																																																																																																																																																																																																																																																																																																																																																																																																																																																																																																																																																																																																												
Utilities	157,819	123,412	281,231	281,231	58,354	71,052	482,911	612,317	48,206	41,720	19,324	109,250	109,250																																																																																																																																																																																																																																																																																																																																																																																																																																																																																																																																																																																																												
Supplies and materials	304,633	282,911	587,544	587,544	216,864	149,903	237,000	603,767	136,451	165,521	155,091	457,063	457,063																																																																																																																																																																																																																																																																																																																																																																																																																																																																																																																																																																																																												
Equipment/Furnishings	11,410	8,793	20,203	20,203	9,786	6,462	27,978	44,226	6,267	41,083	10,429	57,779	57,779																																																																																																																																																																																																																																																																																																																																																																																																																																																																																																																																																																																																												
Staff development	99,387	72,935	172,322	172,322	56,111	104,551	101,754	262,416	82,822	76,477	67,553	226,852	226,852																																																																																																																																																																																																																																																																																																																																																																																																																																																																																																																																																																																																												
Marketing and recruitment	76,433	68,943	145,376	145,376	80,140	80,140	79,657	230,179	68,990	69,841	73,856	212,687	212,687																																																																																																																																																																																																																																																																																																																																																																																																																																																																																																																																																																																																												
Technology	327,208	249,947	577,155	577,155	311,367	275,551	329,918	916,836	308,113	231,167	266,200	805,480	805,480																																																																																																																																																																																																																																																																																																																																																																																																																																																																																																																																																																																																												
Food service	183	183	366	366	183	183	926	1,292	183	4,422	392	4,997	4,997																																																																																																																																																																																																																																																																																																																																																																																																																																																																																																																																																																																																												
Student services	70,976	71,786	142,762	142,762	72,566	105,189	383,274	563,029	66,238	98,961	309,930	475,129	475,129																																																																																																																																																																																																																																																																																																																																																																																																																																																																																																																																																																																																												
Office expense	106,509	110,583	217,092	217,092	126,517	100,140	187,722	414,379	203,410	143,884	127,467	474,761	474,761																																																																																																																																																																																																																																																																																																																																																																																																																																																																																																																																																																																																												
Depreciation and amortization	270,907	174,013	444,920	444,920	142,325	210,691	668,527	668,527	164,732	207,111	228,938	600,781	600,781																																																																																																																																																																																																																																																																																																																																																																																																																																																																																																																																																																																																												
Other	20,401	9,605	30,006	30,006	29,419	9,118	26,849	65,386	12,903	24,448	21,530	58,881	58,881																																																																																																																																																																																																																																																																																																																																																																																																																																																																																																																																																																																																												
TOTAL EXPENSES	6,437,224	6,184,217	12,621,441	12,621,441	7,433,333	6,177,837	16,657,801	30,270,971	8,040,547	7,589,426	9,912,569	25,542,542	25,542,542																																																																																																																																																																																																																																																																																																																																																																																																																																																																																																																																																																																																												
SURPLUS / (DEFICIT) FROM SCHOOL OPERATIONS	(1,261,269)	245,147	(1,016,122)	(1,016,122)	784,583	186,576	1,399,596	2,370,755	1,340,885	1,241,716	1,839,860	4,422,461	4,422,461																																																																																																																																																																																																																																																																																																																																																																																																																																																																																																																																																																																																												
Support and other revenue:														Contributions:														Foundations	279	279	558	558	279	279	279	837	279	279	279	837	837	Miscellaneous and interest income	4,444	4,444	8,888	8,888	4,444	4,444	28,617	37,505	4,444	4,444	8,029	16,917	16,917	TOTAL SUPPORT AND OTHER REVENUE	4,723	4,723	9,446	9,446	4,723	4,723	28,896	38,342	4,723	4,723	8,308	17,754	17,754	CHANGE IN NET ASSETS	(1,256,546)	249,870	(1,006,676)	(1,006,676)	789,306	191,299	1,428,492	2,409,097	1,345,608	1,246,439	1,848,168	4,440,215	4,440,215																																																																																																																																																																																																																																																																																																																																																																																																																																																																																																																																						
Contributions:														Foundations	279	279	558	558	279	279	279	837	279	279	279	837	837	Miscellaneous and interest income	4,444	4,444	8,888	8,888	4,444	4,444	28,617	37,505	4,444	4,444	8,029	16,917	16,917	TOTAL SUPPORT AND OTHER REVENUE	4,723	4,723	9,446	9,446	4,723	4,723	28,896	38,342	4,723	4,723	8,308	17,754	17,754	CHANGE IN NET ASSETS	(1,256,546)	249,870	(1,006,676)	(1,006,676)	789,306	191,299	1,428,492	2,409,097	1,345,608	1,246,439	1,848,168	4,440,215	4,440,215																																																																																																																																																																																																																																																																																																																																																																																																																																																																																																																																																				
Foundations	279	279	558	558	279	279	279	837	279	279	279	837	837																																																																																																																																																																																																																																																																																																																																																																																																																																																																																																																																																																																																												
Miscellaneous and interest income	4,444	4,444	8,888	8,888	4,444	4,444	28,617	37,505	4,444	4,444	8,029	16,917	16,917																																																																																																																																																																																																																																																																																																																																																																																																																																																																																																																																																																																																												
TOTAL SUPPORT AND OTHER REVENUE	4,723	4,723	9,446	9,446	4,723	4,723	28,896	38,342	4,723	4,723	8,308	17,754	17,754																																																																																																																																																																																																																																																																																																																																																																																																																																																																																																																																																																																																												
CHANGE IN NET ASSETS	(1,256,546)	249,870	(1,006,676)	(1,006,676)	789,306	191,299	1,428,492	2,409,097	1,345,608	1,246,439	1,848,168	4,440,215	4,440,215																																																																																																																																																																																																																																																																																																																																																																																																																																																																																																																																																																																																												



UNCOMMON NEW YORK CITY CHARTER SCHOOLS

COMBINING STATEMENT OF ACTIVITIES AND NET ASSETS BY CHARTER, Cont'd

YEAR ENDED JUNE 30, 2022

	Leadership Preparatory Brownsville			Leadership Preparatory Ocean Hill			Leadership Preparatory Canisius			Total																																																																																																																																																																																																																																																																																																																																																																																																																																																																																									
	Elementary School	Middle School	Total	Elementary School	Middle School	Total	Elementary School	Middle School	Total																																																																																																																																																																																																																																																																																																																																																																																																																																																																																										
	Uncommon	Preparatory Charter High School	Total	Uncommon	Preparatory Charter High School	Total	Uncommon	Preparatory Charter High School	Total																																																																																																																																																																																																																																																																																																																																																																																																																																																																																										
Revenue, gains and other support:											Public school district:											Resident student enrollment	\$ 7,238,018	\$ 4,257,995	\$ 11,496,013	\$ 6,289,415	\$ 5,410,933	\$ 20,474,809	\$ 7,115,680	\$ 5,750,828	\$ 12,866,508	\$ 134,767,395	Students with disabilities	276,156	363,745	639,901	248,539	286,265	1,007,809	190,324	148,463	338,787	9,836,722	Grants and contracts:											Federal - Title and IDEA	186,529	258,143	444,672	269,557	147,347	718,736	269,014	147,747	416,761	5,358,957	Federal - Other	564,533	679,220	1,243,753	532,860	398,409	1,760,776	560,654	575,982	1,136,636	13,750,105	Other support:											In-kind donations	2,281,745	1,402,736	3,684,481	1,986,620	1,730,878	6,527,280	2,220,722	1,793,217	4,013,939	40,912,791	TOTAL REVENUE, GAINS AND OTHER SUPPORT	10,546,981	6,961,839	17,508,820	9,326,991	7,973,832	30,489,410	10,356,394	8,416,237	18,772,631	204,625,970	Personnel services costs:											Administrative staff personnel	945,130	863,018	1,808,148	888,299	861,299	3,168,539	903,581	908,278	1,811,859	22,732,744	Instructional personnel	2,515,135	2,217,374	4,732,509	2,642,410	1,956,646	8,344,508	2,778,687	2,074,454	4,853,141	57,546,569	Non-instructional personnel											TOTAL STAFF AND SALARIES	3,460,265	3,080,392	6,540,657	3,530,709	2,817,945	11,513,047	3,682,268	2,982,732	6,665,000	80,279,313	Fringe benefits and payroll taxes	503,922	497,435	1,001,357	534,871	432,859	1,811,378	554,404	472,222	1,026,626	12,684,802	Retirement	35,106	53,687	88,793	49,181	39,049	162,398	74,168	42,996	78,107	1,014,610	Management company fees	1,090,676	741,869	1,832,545	981,756	835,923	3,208,131	1,088,974	885,917	1,974,891	21,565,950	Legal services	5,932	5,932	11,864	5,932	5,932	17,796	5,932	5,932	11,864	142,376	Accounting and audit services	11,458	11,458	22,916	11,458	11,458	34,374	11,458	11,458	22,916	275,000	Other professional and consulting services	11,483	12,553	24,036	12,275	137,151	301,847	10,758	11,212	21,970	1,107,005	Building rent	505	505	1,010	505	505	1,515	505	505	1,010	74,909	In-kind rent	2,254,252	1,386,522	3,640,774	1,961,386	1,709,159	6,444,785	2,191,801	1,769,787	3,961,588	40,360,297	Repairs and maintenance	64,702	12,044	76,746	23,809	15,173	56,043	11,668	8,651	20,299	1,588,649	Insurance	50,738	50,738	101,476	50,738	50,738	152,214	50,738	50,738	101,476	1,269,894	Utilities	46,078	46,915	92,993	32,855	29,696	102,239	42,278	29,044	71,322	1,637,825	Supplies and materials	218,541	140,097	358,638	157,888	160,464	570,791	171,909	141,775	313,684	4,232,662	Equipment/Furnishings	60,972	10,208	71,180	8,585	15,455	59,277	13,910	5,134	19,044	399,956	Staff development	93,326	53,985	147,311	71,750	65,951	211,348	88,382	66,497	154,879	1,873,542	Marketing and recruitment	84,776	90,282	175,058	71,170	69,841	213,892	71,432	74,711	146,143	1,780,073	Technology	322,234	250,590	572,824	328,078	246,296	907,442	304,300	279,682	583,982	6,811,240	Food service	183	3,537	3,720	183	839	1,205	183	183	366	14,209	Student services	115,546	131,863	247,409	104,207	134,953	446,166	82,109	79,574	161,683	2,983,862	Office expense	189,979	132,417	322,396	131,903	84,986	386,534	113,640	94,444	208,084	2,859,483	Depreciation and amortization	200,881	204,124	405,005	177,244	157,801	778,596	221,668	148,976	370,644	5,273,867	Other	11,836	9,942	21,778	53,974	20,527	103,541	26,022	9,573	35,595	507,977	<b>TOTAL EXPENSES</b>	<b>8,833,391</b>	<b>6,926,912</b>	<b>15,760,303</b>	<b>8,300,457</b>	<b>7,042,701</b>	<b>27,484,559</b>	<b>8,779,450</b>	<b>7,171,723</b>	<b>15,951,173</b>	<b>188,737,501</b>	<b>SURPLUS / (DEFICIT) FROM SCHOOL OPERATIONS</b>	<b>1,713,590</b>	<b>34,927</b>	<b>1,748,517</b>	<b>1,026,534</b>	<b>931,131</b>	<b>3,004,851</b>	<b>1,576,944</b>	<b>1,244,514</b>	<b>2,821,458</b>	<b>15,888,469</b>	Support and other revenue:											Contributions:											Foundations	279	279	558	279	279	837	279	279	558	6,693	Miscellaneous and interest income	4,882	4,444	9,326	5,683	4,444	14,571	4,444	4,444	8,888	141,127	<b>TOTAL SUPPORT AND OTHER REVENUE</b>	<b>5,161</b>	<b>4,723</b>	<b>9,884</b>	<b>5,962</b>	<b>4,723</b>	<b>15,408</b>	<b>4,723</b>	<b>4,723</b>	<b>9,446</b>	<b>147,820</b>	<b>CHANGE IN NET ASSETS</b>	<b>\$ 1,718,751</b>	<b>\$ 39,650</b>	<b>\$ 1,758,401</b>	<b>\$ 1,032,496</b>	<b>\$ 935,854</b>	<b>\$ 3,020,259</b>	<b>\$ 1,581,667</b>	<b>\$ 1,249,237</b>	<b>\$ 2,830,904</b>	<b>\$ 16,036,289</b>
Public school district:											Resident student enrollment	\$ 7,238,018	\$ 4,257,995	\$ 11,496,013	\$ 6,289,415	\$ 5,410,933	\$ 20,474,809	\$ 7,115,680	\$ 5,750,828	\$ 12,866,508	\$ 134,767,395	Students with disabilities	276,156	363,745	639,901	248,539	286,265	1,007,809	190,324	148,463	338,787	9,836,722	Grants and contracts:											Federal - Title and IDEA	186,529	258,143	444,672	269,557	147,347	718,736	269,014	147,747	416,761	5,358,957	Federal - Other	564,533	679,220	1,243,753	532,860	398,409	1,760,776	560,654	575,982	1,136,636	13,750,105	Other support:											In-kind donations	2,281,745	1,402,736	3,684,481	1,986,620	1,730,878	6,527,280	2,220,722	1,793,217	4,013,939	40,912,791	TOTAL REVENUE, GAINS AND OTHER SUPPORT	10,546,981	6,961,839	17,508,820	9,326,991	7,973,832	30,489,410	10,356,394	8,416,237	18,772,631	204,625,970	Personnel services costs:											Administrative staff personnel	945,130	863,018	1,808,148	888,299	861,299	3,168,539	903,581	908,278	1,811,859	22,732,744	Instructional personnel	2,515,135	2,217,374	4,732,509	2,642,410	1,956,646	8,344,508	2,778,687	2,074,454	4,853,141	57,546,569	Non-instructional personnel											TOTAL STAFF AND SALARIES	3,460,265	3,080,392	6,540,657	3,530,709	2,817,945	11,513,047	3,682,268	2,982,732	6,665,000	80,279,313	Fringe benefits and payroll taxes	503,922	497,435	1,001,357	534,871	432,859	1,811,378	554,404	472,222	1,026,626	12,684,802	Retirement	35,106	53,687	88,793	49,181	39,049	162,398	74,168	42,996	78,107	1,014,610	Management company fees	1,090,676	741,869	1,832,545	981,756	835,923	3,208,131	1,088,974	885,917	1,974,891	21,565,950	Legal services	5,932	5,932	11,864	5,932	5,932	17,796	5,932	5,932	11,864	142,376	Accounting and audit services	11,458	11,458	22,916	11,458	11,458	34,374	11,458	11,458	22,916	275,000	Other professional and consulting services	11,483	12,553	24,036	12,275	137,151	301,847	10,758	11,212	21,970	1,107,005	Building rent	505	505	1,010	505	505	1,515	505	505	1,010	74,909	In-kind rent	2,254,252	1,386,522	3,640,774	1,961,386	1,709,159	6,444,785	2,191,801	1,769,787	3,961,588	40,360,297	Repairs and maintenance	64,702	12,044	76,746	23,809	15,173	56,043	11,668	8,651	20,299	1,588,649	Insurance	50,738	50,738	101,476	50,738	50,738	152,214	50,738	50,738	101,476	1,269,894	Utilities	46,078	46,915	92,993	32,855	29,696	102,239	42,278	29,044	71,322	1,637,825	Supplies and materials	218,541	140,097	358,638	157,888	160,464	570,791	171,909	141,775	313,684	4,232,662	Equipment/Furnishings	60,972	10,208	71,180	8,585	15,455	59,277	13,910	5,134	19,044	399,956	Staff development	93,326	53,985	147,311	71,750	65,951	211,348	88,382	66,497	154,879	1,873,542	Marketing and recruitment	84,776	90,282	175,058	71,170	69,841	213,892	71,432	74,711	146,143	1,780,073	Technology	322,234	250,590	572,824	328,078	246,296	907,442	304,300	279,682	583,982	6,811,240	Food service	183	3,537	3,720	183	839	1,205	183	183	366	14,209	Student services	115,546	131,863	247,409	104,207	134,953	446,166	82,109	79,574	161,683	2,983,862	Office expense	189,979	132,417	322,396	131,903	84,986	386,534	113,640	94,444	208,084	2,859,483	Depreciation and amortization	200,881	204,124	405,005	177,244	157,801	778,596	221,668	148,976	370,644	5,273,867	Other	11,836	9,942	21,778	53,974	20,527	103,541	26,022	9,573	35,595	507,977	<b>TOTAL EXPENSES</b>	<b>8,833,391</b>	<b>6,926,912</b>	<b>15,760,303</b>	<b>8,300,457</b>	<b>7,042,701</b>	<b>27,484,559</b>	<b>8,779,450</b>	<b>7,171,723</b>	<b>15,951,173</b>	<b>188,737,501</b>	<b>SURPLUS / (DEFICIT) FROM SCHOOL OPERATIONS</b>	<b>1,713,590</b>	<b>34,927</b>	<b>1,748,517</b>	<b>1,026,534</b>	<b>931,131</b>	<b>3,004,851</b>	<b>1,576,944</b>	<b>1,244,514</b>	<b>2,821,458</b>	<b>15,888,469</b>	Support and other revenue:											Contributions:											Foundations	279	279	558	279	279	837	279	279	558	6,693	Miscellaneous and interest income	4,882	4,444	9,326	5,683	4,444	14,571	4,444	4,444	8,888	141,127	<b>TOTAL SUPPORT AND OTHER REVENUE</b>	<b>5,161</b>	<b>4,723</b>	<b>9,884</b>	<b>5,962</b>	<b>4,723</b>	<b>15,408</b>	<b>4,723</b>	<b>4,723</b>	<b>9,446</b>	<b>147,820</b>	<b>CHANGE IN NET ASSETS</b>	<b>\$ 1,718,751</b>	<b>\$ 39,650</b>	<b>\$ 1,758,401</b>	<b>\$ 1,032,496</b>	<b>\$ 935,854</b>	<b>\$ 3,020,259</b>	<b>\$ 1,581,667</b>	<b>\$ 1,249,237</b>	<b>\$ 2,830,904</b>	<b>\$ 16,036,289</b>											
Resident student enrollment	\$ 7,238,018	\$ 4,257,995	\$ 11,496,013	\$ 6,289,415	\$ 5,410,933	\$ 20,474,809	\$ 7,115,680	\$ 5,750,828	\$ 12,866,508	\$ 134,767,395																																																																																																																																																																																																																																																																																																																																																																																																																																																																																									
Students with disabilities	276,156	363,745	639,901	248,539	286,265	1,007,809	190,324	148,463	338,787	9,836,722																																																																																																																																																																																																																																																																																																																																																																																																																																																																																									
Grants and contracts:											Federal - Title and IDEA	186,529	258,143	444,672	269,557	147,347	718,736	269,014	147,747	416,761	5,358,957	Federal - Other	564,533	679,220	1,243,753	532,860	398,409	1,760,776	560,654	575,982	1,136,636	13,750,105	Other support:											In-kind donations	2,281,745	1,402,736	3,684,481	1,986,620	1,730,878	6,527,280	2,220,722	1,793,217	4,013,939	40,912,791	TOTAL REVENUE, GAINS AND OTHER SUPPORT	10,546,981	6,961,839	17,508,820	9,326,991	7,973,832	30,489,410	10,356,394	8,416,237	18,772,631	204,625,970	Personnel services costs:											Administrative staff personnel	945,130	863,018	1,808,148	888,299	861,299	3,168,539	903,581	908,278	1,811,859	22,732,744	Instructional personnel	2,515,135	2,217,374	4,732,509	2,642,410	1,956,646	8,344,508	2,778,687	2,074,454	4,853,141	57,546,569	Non-instructional personnel											TOTAL STAFF AND SALARIES	3,460,265	3,080,392	6,540,657	3,530,709	2,817,945	11,513,047	3,682,268	2,982,732	6,665,000	80,279,313	Fringe benefits and payroll taxes	503,922	497,435	1,001,357	534,871	432,859	1,811,378	554,404	472,222	1,026,626	12,684,802	Retirement	35,106	53,687	88,793	49,181	39,049	162,398	74,168	42,996	78,107	1,014,610	Management company fees	1,090,676	741,869	1,832,545	981,756	835,923	3,208,131	1,088,974	885,917	1,974,891	21,565,950	Legal services	5,932	5,932	11,864	5,932	5,932	17,796	5,932	5,932	11,864	142,376	Accounting and audit services	11,458	11,458	22,916	11,458	11,458	34,374	11,458	11,458	22,916	275,000	Other professional and consulting services	11,483	12,553	24,036	12,275	137,151	301,847	10,758	11,212	21,970	1,107,005	Building rent	505	505	1,010	505	505	1,515	505	505	1,010	74,909	In-kind rent	2,254,252	1,386,522	3,640,774	1,961,386	1,709,159	6,444,785	2,191,801	1,769,787	3,961,588	40,360,297	Repairs and maintenance	64,702	12,044	76,746	23,809	15,173	56,043	11,668	8,651	20,299	1,588,649	Insurance	50,738	50,738	101,476	50,738	50,738	152,214	50,738	50,738	101,476	1,269,894	Utilities	46,078	46,915	92,993	32,855	29,696	102,239	42,278	29,044	71,322	1,637,825	Supplies and materials	218,541	140,097	358,638	157,888	160,464	570,791	171,909	141,775	313,684	4,232,662	Equipment/Furnishings	60,972	10,208	71,180	8,585	15,455	59,277	13,910	5,134	19,044	399,956	Staff development	93,326	53,985	147,311	71,750	65,951	211,348	88,382	66,497	154,879	1,873,542	Marketing and recruitment	84,776	90,282	175,058	71,170	69,841	213,892	71,432	74,711	146,143	1,780,073	Technology	322,234	250,590	572,824	328,078	246,296	907,442	304,300	279,682	583,982	6,811,240	Food service	183	3,537	3,720	183	839	1,205	183	183	366	14,209	Student services	115,546	131,863	247,409	104,207	134,953	446,166	82,109	79,574	161,683	2,983,862	Office expense	189,979	132,417	322,396	131,903	84,986	386,534	113,640	94,444	208,084	2,859,483	Depreciation and amortization	200,881	204,124	405,005	177,244	157,801	778,596	221,668	148,976	370,644	5,273,867	Other	11,836	9,942	21,778	53,974	20,527	103,541	26,022	9,573	35,595	507,977	<b>TOTAL EXPENSES</b>	<b>8,833,391</b>	<b>6,926,912</b>	<b>15,760,303</b>	<b>8,300,457</b>	<b>7,042,701</b>	<b>27,484,559</b>	<b>8,779,450</b>	<b>7,171,723</b>	<b>15,951,173</b>	<b>188,737,501</b>	<b>SURPLUS / (DEFICIT) FROM SCHOOL OPERATIONS</b>	<b>1,713,590</b>	<b>34,927</b>	<b>1,748,517</b>	<b>1,026,534</b>	<b>931,131</b>	<b>3,004,851</b>	<b>1,576,944</b>	<b>1,244,514</b>	<b>2,821,458</b>	<b>15,888,469</b>	Support and other revenue:											Contributions:											Foundations	279	279	558	279	279	837	279	279	558	6,693	Miscellaneous and interest income	4,882	4,444	9,326	5,683	4,444	14,571	4,444	4,444	8,888	141,127	<b>TOTAL SUPPORT AND OTHER REVENUE</b>	<b>5,161</b>	<b>4,723</b>	<b>9,884</b>	<b>5,962</b>	<b>4,723</b>	<b>15,408</b>	<b>4,723</b>	<b>4,723</b>	<b>9,446</b>	<b>147,820</b>	<b>CHANGE IN NET ASSETS</b>	<b>\$ 1,718,751</b>	<b>\$ 39,650</b>	<b>\$ 1,758,401</b>	<b>\$ 1,032,496</b>	<b>\$ 935,854</b>	<b>\$ 3,020,259</b>	<b>\$ 1,581,667</b>	<b>\$ 1,249,237</b>	<b>\$ 2,830,904</b>	<b>\$ 16,036,289</b>																																												
Federal - Title and IDEA	186,529	258,143	444,672	269,557	147,347	718,736	269,014	147,747	416,761	5,358,957																																																																																																																																																																																																																																																																																																																																																																																																																																																																																									
Federal - Other	564,533	679,220	1,243,753	532,860	398,409	1,760,776	560,654	575,982	1,136,636	13,750,105																																																																																																																																																																																																																																																																																																																																																																																																																																																																																									
Other support:											In-kind donations	2,281,745	1,402,736	3,684,481	1,986,620	1,730,878	6,527,280	2,220,722	1,793,217	4,013,939	40,912,791	TOTAL REVENUE, GAINS AND OTHER SUPPORT	10,546,981	6,961,839	17,508,820	9,326,991	7,973,832	30,489,410	10,356,394	8,416,237	18,772,631	204,625,970	Personnel services costs:											Administrative staff personnel	945,130	863,018	1,808,148	888,299	861,299	3,168,539	903,581	908,278	1,811,859	22,732,744	Instructional personnel	2,515,135	2,217,374	4,732,509	2,642,410	1,956,646	8,344,508	2,778,687	2,074,454	4,853,141	57,546,569	Non-instructional personnel											TOTAL STAFF AND SALARIES	3,460,265	3,080,392	6,540,657	3,530,709	2,817,945	11,513,047	3,682,268	2,982,732	6,665,000	80,279,313	Fringe benefits and payroll taxes	503,922	497,435	1,001,357	534,871	432,859	1,811,378	554,404	472,222	1,026,626	12,684,802	Retirement	35,106	53,687	88,793	49,181	39,049	162,398	74,168	42,996	78,107	1,014,610	Management company fees	1,090,676	741,869	1,832,545	981,756	835,923	3,208,131	1,088,974	885,917	1,974,891	21,565,950	Legal services	5,932	5,932	11,864	5,932	5,932	17,796	5,932	5,932	11,864	142,376	Accounting and audit services	11,458	11,458	22,916	11,458	11,458	34,374	11,458	11,458	22,916	275,000	Other professional and consulting services	11,483	12,553	24,036	12,275	137,151	301,847	10,758	11,212	21,970	1,107,005	Building rent	505	505	1,010	505	505	1,515	505	505	1,010	74,909	In-kind rent	2,254,252	1,386,522	3,640,774	1,961,386	1,709,159	6,444,785	2,191,801	1,769,787	3,961,588	40,360,297	Repairs and maintenance	64,702	12,044	76,746	23,809	15,173	56,043	11,668	8,651	20,299	1,588,649	Insurance	50,738	50,738	101,476	50,738	50,738	152,214	50,738	50,738	101,476	1,269,894	Utilities	46,078	46,915	92,993	32,855	29,696	102,239	42,278	29,044	71,322	1,637,825	Supplies and materials	218,541	140,097	358,638	157,888	160,464	570,791	171,909	141,775	313,684	4,232,662	Equipment/Furnishings	60,972	10,208	71,180	8,585	15,455	59,277	13,910	5,134	19,044	399,956	Staff development	93,326	53,985	147,311	71,750	65,951	211,348	88,382	66,497	154,879	1,873,542	Marketing and recruitment	84,776	90,282	175,058	71,170	69,841	213,892	71,432	74,711	146,143	1,780,073	Technology	322,234	250,590	572,824	328,078	246,296	907,442	304,300	279,682	583,982	6,811,240	Food service	183	3,537	3,720	183	839	1,205	183	183	366	14,209	Student services	115,546	131,863	247,409	104,207	134,953	446,166	82,109	79,574	161,683	2,983,862	Office expense	189,979	132,417	322,396	131,903	84,986	386,534	113,640	94,444	208,084	2,859,483	Depreciation and amortization	200,881	204,124	405,005	177,244	157,801	778,596	221,668	148,976	370,644	5,273,867	Other	11,836	9,942	21,778	53,974	20,527	103,541	26,022	9,573	35,595	507,977	<b>TOTAL EXPENSES</b>	<b>8,833,391</b>	<b>6,926,912</b>	<b>15,760,303</b>	<b>8,300,457</b>	<b>7,042,701</b>	<b>27,484,559</b>	<b>8,779,450</b>	<b>7,171,723</b>	<b>15,951,173</b>	<b>188,737,501</b>	<b>SURPLUS / (DEFICIT) FROM SCHOOL OPERATIONS</b>	<b>1,713,590</b>	<b>34,927</b>	<b>1,748,517</b>	<b>1,026,534</b>	<b>931,131</b>	<b>3,004,851</b>	<b>1,576,944</b>	<b>1,244,514</b>	<b>2,821,458</b>	<b>15,888,469</b>	Support and other revenue:											Contributions:											Foundations	279	279	558	279	279	837	279	279	558	6,693	Miscellaneous and interest income	4,882	4,444	9,326	5,683	4,444	14,571	4,444	4,444	8,888	141,127	<b>TOTAL SUPPORT AND OTHER REVENUE</b>	<b>5,161</b>	<b>4,723</b>	<b>9,884</b>	<b>5,962</b>	<b>4,723</b>	<b>15,408</b>	<b>4,723</b>	<b>4,723</b>	<b>9,446</b>	<b>147,820</b>	<b>CHANGE IN NET ASSETS</b>	<b>\$ 1,718,751</b>	<b>\$ 39,650</b>	<b>\$ 1,758,401</b>	<b>\$ 1,032,496</b>	<b>\$ 935,854</b>	<b>\$ 3,020,259</b>	<b>\$ 1,581,667</b>	<b>\$ 1,249,237</b>	<b>\$ 2,830,904</b>	<b>\$ 16,036,289</b>																																																																													
In-kind donations	2,281,745	1,402,736	3,684,481	1,986,620	1,730,878	6,527,280	2,220,722	1,793,217	4,013,939	40,912,791																																																																																																																																																																																																																																																																																																																																																																																																																																																																																									
TOTAL REVENUE, GAINS AND OTHER SUPPORT	10,546,981	6,961,839	17,508,820	9,326,991	7,973,832	30,489,410	10,356,394	8,416,237	18,772,631	204,625,970																																																																																																																																																																																																																																																																																																																																																																																																																																																																																									
Personnel services costs:											Administrative staff personnel	945,130	863,018	1,808,148	888,299	861,299	3,168,539	903,581	908,278	1,811,859	22,732,744	Instructional personnel	2,515,135	2,217,374	4,732,509	2,642,410	1,956,646	8,344,508	2,778,687	2,074,454	4,853,141	57,546,569	Non-instructional personnel											TOTAL STAFF AND SALARIES	3,460,265	3,080,392	6,540,657	3,530,709	2,817,945	11,513,047	3,682,268	2,982,732	6,665,000	80,279,313	Fringe benefits and payroll taxes	503,922	497,435	1,001,357	534,871	432,859	1,811,378	554,404	472,222	1,026,626	12,684,802	Retirement	35,106	53,687	88,793	49,181	39,049	162,398	74,168	42,996	78,107	1,014,610	Management company fees	1,090,676	741,869	1,832,545	981,756	835,923	3,208,131	1,088,974	885,917	1,974,891	21,565,950	Legal services	5,932	5,932	11,864	5,932	5,932	17,796	5,932	5,932	11,864	142,376	Accounting and audit services	11,458	11,458	22,916	11,458	11,458	34,374	11,458	11,458	22,916	275,000	Other professional and consulting services	11,483	12,553	24,036	12,275	137,151	301,847	10,758	11,212	21,970	1,107,005	Building rent	505	505	1,010	505	505	1,515	505	505	1,010	74,909	In-kind rent	2,254,252	1,386,522	3,640,774	1,961,386	1,709,159	6,444,785	2,191,801	1,769,787	3,961,588	40,360,297	Repairs and maintenance	64,702	12,044	76,746	23,809	15,173	56,043	11,668	8,651	20,299	1,588,649	Insurance	50,738	50,738	101,476	50,738	50,738	152,214	50,738	50,738	101,476	1,269,894	Utilities	46,078	46,915	92,993	32,855	29,696	102,239	42,278	29,044	71,322	1,637,825	Supplies and materials	218,541	140,097	358,638	157,888	160,464	570,791	171,909	141,775	313,684	4,232,662	Equipment/Furnishings	60,972	10,208	71,180	8,585	15,455	59,277	13,910	5,134	19,044	399,956	Staff development	93,326	53,985	147,311	71,750	65,951	211,348	88,382	66,497	154,879	1,873,542	Marketing and recruitment	84,776	90,282	175,058	71,170	69,841	213,892	71,432	74,711	146,143	1,780,073	Technology	322,234	250,590	572,824	328,078	246,296	907,442	304,300	279,682	583,982	6,811,240	Food service	183	3,537	3,720	183	839	1,205	183	183	366	14,209	Student services	115,546	131,863	247,409	104,207	134,953	446,166	82,109	79,574	161,683	2,983,862	Office expense	189,979	132,417	322,396	131,903	84,986	386,534	113,640	94,444	208,084	2,859,483	Depreciation and amortization	200,881	204,124	405,005	177,244	157,801	778,596	221,668	148,976	370,644	5,273,867	Other	11,836	9,942	21,778	53,974	20,527	103,541	26,022	9,573	35,595	507,977	<b>TOTAL EXPENSES</b>	<b>8,833,391</b>	<b>6,926,912</b>	<b>15,760,303</b>	<b>8,300,457</b>	<b>7,042,701</b>	<b>27,484,559</b>	<b>8,779,450</b>	<b>7,171,723</b>	<b>15,951,173</b>	<b>188,737,501</b>	<b>SURPLUS / (DEFICIT) FROM SCHOOL OPERATIONS</b>	<b>1,713,590</b>	<b>34,927</b>	<b>1,748,517</b>	<b>1,026,534</b>	<b>931,131</b>	<b>3,004,851</b>	<b>1,576,944</b>	<b>1,244,514</b>	<b>2,821,458</b>	<b>15,888,469</b>	Support and other revenue:											Contributions:											Foundations	279	279	558	279	279	837	279	279	558	6,693	Miscellaneous and interest income	4,882	4,444	9,326	5,683	4,444	14,571	4,444	4,444	8,888	141,127	<b>TOTAL SUPPORT AND OTHER REVENUE</b>	<b>5,161</b>	<b>4,723</b>	<b>9,884</b>	<b>5,962</b>	<b>4,723</b>	<b>15,408</b>	<b>4,723</b>	<b>4,723</b>	<b>9,446</b>	<b>147,820</b>	<b>CHANGE IN NET ASSETS</b>	<b>\$ 1,718,751</b>	<b>\$ 39,650</b>	<b>\$ 1,758,401</b>	<b>\$ 1,032,496</b>	<b>\$ 935,854</b>	<b>\$ 3,020,259</b>	<b>\$ 1,581,667</b>	<b>\$ 1,249,237</b>	<b>\$ 2,830,904</b>	<b>\$ 16,036,289</b>																																																																																																														
Administrative staff personnel	945,130	863,018	1,808,148	888,299	861,299	3,168,539	903,581	908,278	1,811,859	22,732,744																																																																																																																																																																																																																																																																																																																																																																																																																																																																																									
Instructional personnel	2,515,135	2,217,374	4,732,509	2,642,410	1,956,646	8,344,508	2,778,687	2,074,454	4,853,141	57,546,569																																																																																																																																																																																																																																																																																																																																																																																																																																																																																									
Non-instructional personnel											TOTAL STAFF AND SALARIES	3,460,265	3,080,392	6,540,657	3,530,709	2,817,945	11,513,047	3,682,268	2,982,732	6,665,000	80,279,313	Fringe benefits and payroll taxes	503,922	497,435	1,001,357	534,871	432,859	1,811,378	554,404	472,222	1,026,626	12,684,802	Retirement	35,106	53,687	88,793	49,181	39,049	162,398	74,168	42,996	78,107	1,014,610	Management company fees	1,090,676	741,869	1,832,545	981,756	835,923	3,208,131	1,088,974	885,917	1,974,891	21,565,950	Legal services	5,932	5,932	11,864	5,932	5,932	17,796	5,932	5,932	11,864	142,376	Accounting and audit services	11,458	11,458	22,916	11,458	11,458	34,374	11,458	11,458	22,916	275,000	Other professional and consulting services	11,483	12,553	24,036	12,275	137,151	301,847	10,758	11,212	21,970	1,107,005	Building rent	505	505	1,010	505	505	1,515	505	505	1,010	74,909	In-kind rent	2,254,252	1,386,522	3,640,774	1,961,386	1,709,159	6,444,785	2,191,801	1,769,787	3,961,588	40,360,297	Repairs and maintenance	64,702	12,044	76,746	23,809	15,173	56,043	11,668	8,651	20,299	1,588,649	Insurance	50,738	50,738	101,476	50,738	50,738	152,214	50,738	50,738	101,476	1,269,894	Utilities	46,078	46,915	92,993	32,855	29,696	102,239	42,278	29,044	71,322	1,637,825	Supplies and materials	218,541	140,097	358,638	157,888	160,464	570,791	171,909	141,775	313,684	4,232,662	Equipment/Furnishings	60,972	10,208	71,180	8,585	15,455	59,277	13,910	5,134	19,044	399,956	Staff development	93,326	53,985	147,311	71,750	65,951	211,348	88,382	66,497	154,879	1,873,542	Marketing and recruitment	84,776	90,282	175,058	71,170	69,841	213,892	71,432	74,711	146,143	1,780,073	Technology	322,234	250,590	572,824	328,078	246,296	907,442	304,300	279,682	583,982	6,811,240	Food service	183	3,537	3,720	183	839	1,205	183	183	366	14,209	Student services	115,546	131,863	247,409	104,207	134,953	446,166	82,109	79,574	161,683	2,983,862	Office expense	189,979	132,417	322,396	131,903	84,986	386,534	113,640	94,444	208,084	2,859,483	Depreciation and amortization	200,881	204,124	405,005	177,244	157,801	778,596	221,668	148,976	370,644	5,273,867	Other	11,836	9,942	21,778	53,974	20,527	103,541	26,022	9,573	35,595	507,977	<b>TOTAL EXPENSES</b>	<b>8,833,391</b>	<b>6,926,912</b>	<b>15,760,303</b>	<b>8,300,457</b>	<b>7,042,701</b>	<b>27,484,559</b>	<b>8,779,450</b>	<b>7,171,723</b>	<b>15,951,173</b>	<b>188,737,501</b>	<b>SURPLUS / (DEFICIT) FROM SCHOOL OPERATIONS</b>	<b>1,713,590</b>	<b>34,927</b>	<b>1,748,517</b>	<b>1,026,534</b>	<b>931,131</b>	<b>3,004,851</b>	<b>1,576,944</b>	<b>1,244,514</b>	<b>2,821,458</b>	<b>15,888,469</b>	Support and other revenue:											Contributions:											Foundations	279	279	558	279	279	837	279	279	558	6,693	Miscellaneous and interest income	4,882	4,444	9,326	5,683	4,444	14,571	4,444	4,444	8,888	141,127	<b>TOTAL SUPPORT AND OTHER REVENUE</b>	<b>5,161</b>	<b>4,723</b>	<b>9,884</b>	<b>5,962</b>	<b>4,723</b>	<b>15,408</b>	<b>4,723</b>	<b>4,723</b>	<b>9,446</b>	<b>147,820</b>	<b>CHANGE IN NET ASSETS</b>	<b>\$ 1,718,751</b>	<b>\$ 39,650</b>	<b>\$ 1,758,401</b>	<b>\$ 1,032,496</b>	<b>\$ 935,854</b>	<b>\$ 3,020,259</b>	<b>\$ 1,581,667</b>	<b>\$ 1,249,237</b>	<b>\$ 2,830,904</b>	<b>\$ 16,036,289</b>																																																																																																																																															
TOTAL STAFF AND SALARIES	3,460,265	3,080,392	6,540,657	3,530,709	2,817,945	11,513,047	3,682,268	2,982,732	6,665,000	80,279,313																																																																																																																																																																																																																																																																																																																																																																																																																																																																																									
Fringe benefits and payroll taxes	503,922	497,435	1,001,357	534,871	432,859	1,811,378	554,404	472,222	1,026,626	12,684,802																																																																																																																																																																																																																																																																																																																																																																																																																																																																																									
Retirement	35,106	53,687	88,793	49,181	39,049	162,398	74,168	42,996	78,107	1,014,610																																																																																																																																																																																																																																																																																																																																																																																																																																																																																									
Management company fees	1,090,676	741,869	1,832,545	981,756	835,923	3,208,131	1,088,974	885,917	1,974,891	21,565,950																																																																																																																																																																																																																																																																																																																																																																																																																																																																																									
Legal services	5,932	5,932	11,864	5,932	5,932	17,796	5,932	5,932	11,864	142,376																																																																																																																																																																																																																																																																																																																																																																																																																																																																																									
Accounting and audit services	11,458	11,458	22,916	11,458	11,458	34,374	11,458	11,458	22,916	275,000																																																																																																																																																																																																																																																																																																																																																																																																																																																																																									
Other professional and consulting services	11,483	12,553	24,036	12,275	137,151	301,847	10,758	11,212	21,970	1,107,005																																																																																																																																																																																																																																																																																																																																																																																																																																																																																									
Building rent	505	505	1,010	505	505	1,515	505	505	1,010	74,909																																																																																																																																																																																																																																																																																																																																																																																																																																																																																									
In-kind rent	2,254,252	1,386,522	3,640,774	1,961,386	1,709,159	6,444,785	2,191,801	1,769,787	3,961,588	40,360,297																																																																																																																																																																																																																																																																																																																																																																																																																																																																																									
Repairs and maintenance	64,702	12,044	76,746	23,809	15,173	56,043	11,668	8,651	20,299	1,588,649																																																																																																																																																																																																																																																																																																																																																																																																																																																																																									
Insurance	50,738	50,738	101,476	50,738	50,738	152,214	50,738	50,738	101,476	1,269,894																																																																																																																																																																																																																																																																																																																																																																																																																																																																																									
Utilities	46,078	46,915	92,993	32,855	29,696	102,239	42,278	29,044	71,322	1,637,825																																																																																																																																																																																																																																																																																																																																																																																																																																																																																									
Supplies and materials	218,541	140,097	358,638	157,888	160,464	570,791	171,909	141,775	313,684	4,232,662																																																																																																																																																																																																																																																																																																																																																																																																																																																																																									
Equipment/Furnishings	60,972	10,208	71,180	8,585	15,455	59,277	13,910	5,134	19,044	399,956																																																																																																																																																																																																																																																																																																																																																																																																																																																																																									
Staff development	93,326	53,985	147,311	71,750	65,951	211,348	88,382	66,497	154,879	1,873,542																																																																																																																																																																																																																																																																																																																																																																																																																																																																																									
Marketing and recruitment	84,776	90,282	175,058	71,170	69,841	213,892	71,432	74,711	146,143	1,780,073																																																																																																																																																																																																																																																																																																																																																																																																																																																																																									
Technology	322,234	250,590	572,824	328,078	246,296	907,442	304,300	279,682	583,982	6,811,240																																																																																																																																																																																																																																																																																																																																																																																																																																																																																									
Food service	183	3,537	3,720	183	839	1,205	183	183	366	14,209																																																																																																																																																																																																																																																																																																																																																																																																																																																																																									
Student services	115,546	131,863	247,409	104,207	134,953	446,166	82,109	79,574	161,683	2,983,862																																																																																																																																																																																																																																																																																																																																																																																																																																																																																									
Office expense	189,979	132,417	322,396	131,903	84,986	386,534	113,640	94,444	208,084	2,859,483																																																																																																																																																																																																																																																																																																																																																																																																																																																																																									
Depreciation and amortization	200,881	204,124	405,005	177,244	157,801	778,596	221,668	148,976	370,644	5,273,867																																																																																																																																																																																																																																																																																																																																																																																																																																																																																									
Other	11,836	9,942	21,778	53,974	20,527	103,541	26,022	9,573	35,595	507,977																																																																																																																																																																																																																																																																																																																																																																																																																																																																																									
<b>TOTAL EXPENSES</b>	<b>8,833,391</b>	<b>6,926,912</b>	<b>15,760,303</b>	<b>8,300,457</b>	<b>7,042,701</b>	<b>27,484,559</b>	<b>8,779,450</b>	<b>7,171,723</b>	<b>15,951,173</b>	<b>188,737,501</b>																																																																																																																																																																																																																																																																																																																																																																																																																																																																																									
<b>SURPLUS / (DEFICIT) FROM SCHOOL OPERATIONS</b>	<b>1,713,590</b>	<b>34,927</b>	<b>1,748,517</b>	<b>1,026,534</b>	<b>931,131</b>	<b>3,004,851</b>	<b>1,576,944</b>	<b>1,244,514</b>	<b>2,821,458</b>	<b>15,888,469</b>																																																																																																																																																																																																																																																																																																																																																																																																																																																																																									
Support and other revenue:																																																																																																																																																																																																																																																																																																																																																																																																																																																																																																			
Contributions:																																																																																																																																																																																																																																																																																																																																																																																																																																																																																																			
Foundations	279	279	558	279	279	837	279	279	558	6,693																																																																																																																																																																																																																																																																																																																																																																																																																																																																																									
Miscellaneous and interest income	4,882	4,444	9,326	5,683	4,444	14,571	4,444	4,444	8,888	141,127																																																																																																																																																																																																																																																																																																																																																																																																																																																																																									
<b>TOTAL SUPPORT AND OTHER REVENUE</b>	<b>5,161</b>	<b>4,723</b>	<b>9,884</b>	<b>5,962</b>	<b>4,723</b>	<b>15,408</b>	<b>4,723</b>	<b>4,723</b>	<b>9,446</b>	<b>147,820</b>																																																																																																																																																																																																																																																																																																																																																																																																																																																																																									
<b>CHANGE IN NET ASSETS</b>	<b>\$ 1,718,751</b>	<b>\$ 39,650</b>	<b>\$ 1,758,401</b>	<b>\$ 1,032,496</b>	<b>\$ 935,854</b>	<b>\$ 3,020,259</b>	<b>\$ 1,581,667</b>	<b>\$ 1,249,237</b>	<b>\$ 2,830,904</b>	<b>\$ 16,036,289</b>																																																																																																																																																																																																																																																																																																																																																																																																																																																																																									



UNCOMMON NEW YORK CITY CHARTER SCHOOLS

STATEMENT OF FUNCTIONAL EXPENSES – BEDFORD STUYVESANT COLLEGIATE

YEAR ENDED JUNE 30, 2022

	No. of positions	Program Services		Total	Support Services Management and General	Total
		Regular education	Special education			
Personnel services costs:						
Administrative staff personnel	12.83	\$ 593,807	\$ 88,730	\$ 682,537	\$ 226,924	\$ 909,461
Instructional personnel	48.38	2,302,085	343,990	2,646,075	-	2,646,075
Non-instructional personnel	-	-	-	-	-	-
Total salaries and staff	61.21	2,895,892	432,720	3,328,612	226,924	3,555,536
Fringe benefits and payroll taxes						
Retirement		496,488	74,188	570,676	37,730	608,406
Management company fees		43,448	6,492	49,940	3,405	53,345
Legal services		724,345	108,235	832,580	146,927	979,507
Accounting and audit services		-	-	-	5,940	5,940
Other professional and consulting services		9,323	1,393	10,716	11,466	11,466
Building rent		440	66	506	30	10,746
In-kind rent		1,664,520	248,721	1,913,241	-	506
Repairs and maintenance		3,248	485	3,733	-	1,913,241
Insurance		-	-	-	-	3,733
Utilities		85	13	98	50,747	50,747
Supplies and materials		74,745	11,169	85,914	49,400	49,498
Equipment/Furnishings		2,392	357	2,749	69,622	155,536
Staff development		80,565	12,039	92,604	17,035	19,784
Marketing and recruitment		71,253	10,647	81,900	-	92,604
Technology		212,814	31,800	244,614	-	81,900
Food service		156	23	179	39,684	284,298
Student services		114,174	17,060	131,234	-	179
Office expense		46,759	6,987	53,746	102,901	131,234
Depreciation and amortization		138,071	20,631	158,702	698	156,647
Other		17,190	2,569	19,759	47	159,400
		\$ 6,595,908	\$ 985,595	\$ 7,581,503	\$ 762,556	\$ 8,344,059

UNCOMMON NEW YORK CITY CHARTER SCHOOLS

STATEMENT OF FUNCTIONAL EXPENSES – BROOKLYN EAST COLLEGIATE

YEAR ENDED JUNE 30, 2022

	No. of positions	Program Services		Total	Support Services Management and General	Total
		Regular education	Special education			
Personnel services costs:						
Administrative staff personnel	14.83	\$ 376,980	\$ 32,781	\$ 409,761	\$ 113,405	\$ 523,166
Instructional personnel	28.38	866,514	75,349	941,863	-	941,863
Non-instructional personnel	-	-	-	-	-	-
Total salaries and staff	43.21	1,243,494	108,130	1,351,624	113,405	1,465,029
Fringe benefits and payroll taxes						
Retirement		211,690	18,408	230,098	18,060	248,158
Management company fees		17,442	1,517	18,959	1,591	20,550
Legal services		179,792	15,634	195,426	34,487	229,913
Accounting and audit services		-	-	-	5,932	5,932
Other professional and consulting services		-	-	-	11,458	11,458
Building rent		46,577	4,050	50,627	30	50,657
In-kind rent		7,998	695	8,693	-	8,693
Repairs and maintenance		327,905	28,513	356,418	-	356,418
Insurance		4,629	402	5,031	-	5,031
Utilities		-	-	-	50,738	50,738
Supplies and materials		203	18	221	35,458	35,679
Equipment/Furnishings		21,969	1,910	23,879	53,799	77,678
Staff development		1,274	111	1,385	40	1,425
Marketing and recruitment		34,285	2,981	37,266	-	37,266
Technology		70,749	6,152	76,901	-	76,901
Food service		123,881	10,772	134,653	21,676	156,329
Student services		167	15	182	-	182
Office expense		61,471	5,345	66,816	-	66,816
Depreciation and amortization		26,901	2,339	29,240	14,677	43,917
Other		182,297	15,852	198,149	2,063	200,212
		12,495	1,086	13,581	47	13,628
		\$ 2,575,219	\$ 223,930	\$ 2,799,149	\$ 363,461	\$ 3,162,610

UNCOMMON NEW YORK CITY CHARTER SCHOOLS

STATEMENT OF FUNCTIONAL EXPENSES – BROWNSVILLE COLLEGIATE

YEAR ENDED JUNE 30, 2022

	No. of positions	Program Services		Total	Support Services		Total
		Regular education	Special education		Management and General		
Personnel services costs:							
Administrative staff personnel	13.83	\$ 560,515	\$ 62,280	\$ 622,795	\$ 159,048	\$ 781,843	
Instructional personnel	27.38	1,285,172	142,797	1,427,969	-	1,427,969	
Non-instructional personnel	-	-	-	-	-	-	
Total salaries and staff	41.21	1,845,687	205,077	2,050,764	159,048	2,209,812	
Fringe benefits and payroll taxes							
Retirement		283,433	31,493	314,926	23,205	338,131	
Management company fees		22,951	2,550	25,501	1,978	27,479	
Legal services		383,036	42,560	425,596	75,105	500,701	
Accounting and audit services		-	-	-	5,932	5,932	
Other professional and consulting services		9,654	1,073	10,727	11,458	11,458	
Building rent		454	51	505	42	10,769	
In-kind rent		791,469	87,941	879,410	-	505	
Repairs and maintenance		10,174	1,130	11,304	-	879,410	
Insurance		-	-	-	-	11,304	
Utilities		1,031	115	1,146	50,738	50,738	
Supplies and materials		39,666	4,407	44,073	48,026	49,172	
Equipment/Furnishings		2,831	315	3,146	64,724	108,797	
Staff development		49,475	5,497	54,972	709	3,855	
Marketing and recruitment		64,489	7,166	71,655	-	54,972	
Technology		202,031	22,448	224,479	-	71,655	
Food service		165	18	183	24,472	248,951	
Student services		58,071	6,452	64,523	-	183	
Office expense		44,050	4,894	48,944	-	64,523	
Depreciation and amortization		109,087	12,121	121,208	31,099	80,043	
Other		7,851	872	8,723	800	122,008	
		\$ 3,925,605	\$ 436,180	\$ 4,361,785	\$ 522,692	\$ 4,884,477	

UNCOMMON NEW YORK CITY CHARTER SCHOOLS

STATEMENT OF FUNCTIONAL EXPENSES – WILLIAMSBURG COLLEGIATE

YEAR ENDED JUNE 30, 2022

	No. of positions	Program Services		Total	Support Services Management and General	Total
		Regular education	Special education			
Personnel services costs:						
Administrative staff personnel	11.83	\$ 488,546	\$ 60,382	\$ 548,928	\$ 222,632	\$ 771,560
Instructional personnel	37.38	1,859,586	229,836	2,089,422	-	2,089,422
Non-instructional personnel	-	-	-	-	-	-
Total salaries and staff	49.21	2,348,132	290,218	2,638,350	222,632	2,860,982
Fringe benefits and payroll taxes						
Retirement		368,997	45,606	414,603	33,604	448,207
Management company fees		21,719	2,684	24,403	2,059	26,462
Legal services		574,382	70,991	645,373	113,889	759,262
Accounting and audit services		-	-	-	5,932	5,932
Other professional and consulting services		-	-	-	11,458	11,458
Building rent		15,921	1,968	17,889	30	17,919
In-kind rent		449	56	505	-	505
Repairs and maintenance		1,294,080	159,942	1,454,022	-	1,454,022
Insurance		7,844	969	8,813	-	8,813
Utilities		-	-	-	50,738	50,738
Supplies and materials		985	122	1,107	18,220	19,327
Equipment/Furnishings		40,480	5,003	45,483	66,312	111,795
Staff development		4,794	593	5,387	40	5,427
Marketing and recruitment		56,253	6,953	63,206	-	63,206
Technology		62,426	7,716	70,142	-	70,142
Food service		182,794	22,592	205,386	44,526	249,912
Student services		804	99	903	-	903
Office expense		68,081	8,414	76,495	-	76,495
Depreciation and amortization		38,372	4,743	43,115	36,107	79,222
Other		121,044	14,960	136,004	1,802	137,806
		10,302	1,273	11,575	4,426	16,001
		\$ 5,217,859	\$ 644,902	\$ 5,862,761	\$ 611,775	\$ 6,474,536

UNCOMMON NEW YORK CITY CHARTER SCHOOLS

STATEMENT OF FUNCTIONAL EXPENSES – OCEAN HILL COLLEGIATE

YEAR ENDED JUNE 30, 2022

	No. of positions	Program Services		Total	Support Services		Total
		Regular education	Special education		Management and General		
Personnel services costs:							
Administrative staff personnel	22.67	\$ 1,036,264	\$ 66,145	\$ 1,102,409	\$ 437,140	\$ 1,539,549	
Instructional personnel	62.75	3,143,776	200,667	3,344,443	-	3,344,443	
Non-instructional personnel	-	-	-	-	-	-	
Total salaries and staff	85.42	4,180,040	266,812	4,446,852	437,140	4,883,992	
Fringe benefits and payroll taxes							
Retirement		651,479	41,584	693,063	65,114	758,177	
Management company fees		44,818	2,861	47,679	4,750	52,429	
Legal services		827,174	52,798	879,972	155,289	1,035,261	
Accounting and audit services		-	-	-	11,864	11,864	
Other professional and consulting services		-	-	-	22,916	22,916	
Building rent		20,169	1,287	21,456	60	21,516	
In-kind rent		949	61	1,010	-	1,010	
Repairs and maintenance		1,927,887	123,057	2,050,944	-	2,050,944	
Insurance		9,904	632	10,536	-	10,536	
Utilities		-	-	-	101,476	101,476	
Supplies and materials		1,119	71	1,190	70,399	71,589	
Equipment/Furnishings		162,312	10,360	172,672	136,064	308,736	
Staff development		17,566	1,121	18,687	1,965	20,652	
Marketing and recruitment		148,187	9,459	157,646	-	157,646	
Technology		131,722	8,408	140,130	-	140,130	
Food service		448,515	28,629	477,144	71,571	548,715	
Student services		342	22	364	-	364	
Office expense		197,607	12,613	210,220	-	210,220	
Depreciation and amortization		76,119	4,859	80,978	92,073	173,051	
Other		325,281	20,763	346,044	5,993	352,037	
		32,440	2,071	34,511	7,890	42,401	
		\$ 9,203,630	\$ 587,468	\$ 9,791,098	\$ 1,184,564	\$ 10,975,662	

UNCOMMON NEW YORK CITY CHARTER SCHOOLS

STATEMENT OF FUNCTIONAL EXPENSES – KING’S COLLEGIATE

YEAR ENDED JUNE 30, 2022

	No. of positions	Program Services		Total	Support Services Management and General	Total
		Regular education	Special education			
Personnel services costs:						
Administrative staff personnel	48.50	\$ 2,383,860	\$ 125,466	\$ 2,509,326	\$ 655,502	\$ 3,164,828
Instructional personnel	141.13	7,693,650	404,929	8,098,579	-	8,098,579
Non-instructional personnel	-	-	-	-	-	-
Total salaries and staff	189.63	10,077,510	530,395	10,607,905	655,502	11,263,407
Fringe benefits and payroll taxes						
Retirement		1,632,773	85,935	1,718,708	103,771	1,822,479
Management company fees		124,831	6,570	131,401	8,099	139,500
Legal services		2,581,310	135,858	2,717,168	479,500	3,196,668
Accounting and audit services		-	-	-	17,796	17,796
Other professional and consulting services		-	-	-	34,374	34,374
Building rent		55,006	2,895	57,901	195	58,096
In-kind rent		1,439	76	1,515	-	1,515
Repairs and maintenance		6,073,050	319,634	6,392,684	-	6,392,684
Insurance		110,437	5,813	116,250	-	116,250
Utilities		-	-	-	152,214	152,214
Supplies and materials		5,403	284	5,687	137,521	143,208
Equipment/Furnishings		348,538	18,344	366,882	211,751	578,633
Staff development		55,885	2,941	58,826	18,278	77,104
Marketing and recruitment		278,084	14,636	292,720	-	292,720
Technology		205,209	10,801	216,010	-	216,010
Food service		800,680	42,141	842,821	116,495	959,316
Student services		603	32	635	-	635
Office expense		378,476	19,920	398,396	-	398,396
Depreciation and amortization		128,653	6,771	135,424	167,933	303,357
Other		968,722	50,985	1,019,707	14,224	1,033,931
		55,058	2,898	57,956	8,919	66,875
		\$ 23,881,667	\$ 1,256,929	\$ 25,138,596	\$ 2,126,572	\$ 27,265,168

UNCOMMON NEW YORK CITY CHARTER SCHOOLS

STATEMENT OF FUNCTIONAL EXPENSES – EXCELLENCE BOYS

YEAR ENDED JUNE 30, 2022

	No. of positions	Program Services		Total	Support Services		Total
		Regular education	Special education		Management and General		
Personnel services costs:							
Administrative staff personnel	28.67	\$ 1,440,411	\$ 125,253	\$ 1,565,664	\$ 357,417	\$ 1,923,081	
Instructional personnel	87.75	4,152,892	361,121	4,514,013	-	4,514,013	
Non-instructional personnel	-	-	-	-	-	-	
Total salaries and staff	116.42	5,593,303	486,374	6,079,677	357,417	6,437,094	
Fringe benefits and payroll taxes							
Retirement		876,879	76,250	953,129	54,136	1,007,265	
Management company fees		64,733	5,629	70,362	4,024	74,386	
Legal services		1,102,684	95,886	1,198,570	211,512	1,410,082	
Accounting and audit services		-	-	-	11,864	11,864	
Other professional and consulting services		-	-	-	22,916	22,916	
Building rent		186,364	16,206	202,570	83	202,653	
In-kind rent		46,868	4,076	50,944	-	50,944	
Repairs and maintenance		629,081	54,703	683,784	-	683,784	
Insurance		-	-	-	101,476	101,476	
Utilities		165,797	14,417	180,214	101,017	281,231	
Supplies and materials		414,239	36,021	450,260	137,284	587,544	
Equipment/Furnishings		18,071	1,571	19,642	561	20,203	
Staff development		158,536	13,786	172,322	-	172,322	
Marketing and recruitment		133,746	11,630	145,376	-	145,376	
Technology		487,743	42,412	530,155	47,000	577,155	
Food service		337	29	366	-	366	
Student services		131,341	11,421	142,762	-	142,762	
Office expense		109,283	9,503	118,786	98,306	217,092	
Depreciation and amortization		404,369	35,162	439,531	5,389	444,920	
Other		17,813	1,549	19,362	10,644	30,006	
		\$ 10,541,187	\$ 916,625	\$ 11,457,812	\$ 1,163,629	\$ 12,621,441	

UNCOMMON NEW YORK CITY CHARTER SCHOOLS

STATEMENT OF FUNCTIONAL EXPENSES – EXCELLENCE GIRLS

YEAR ENDED JUNE 30, 2022

	No. of positions	Program Services		Total	Support Services		Total
		Regular education	Special education		Management and General		
Personnel services costs:							
Administrative staff personnel	51.50	\$ 2,469,714	\$ 274,413	\$ 2,744,127	\$ 598,959	\$ 3,343,086	
Instructional personnel	168.13	8,175,930	908,437	9,084,367	-	9,084,367	
Non-instructional personnel	-	-	-	-	-	-	
Total salaries and staff	219.63	10,645,644	1,182,850	11,828,494	598,959	12,427,453	
Fringe benefits and payroll taxes							
Retirement		1,720,682	191,187	1,911,869	94,868	2,006,737	
Management company fees		155,864	17,318	173,182	7,436	180,618	
Legal services		2,515,561	279,507	2,795,068	493,247	3,288,315	
Accounting and audit services		-	-	-	17,796	17,796	
Other professional and consulting services		253,737	28,193	281,930	34,374	34,374	
Building rent		1,363	152	1,515	89	282,019	
In-kind rent		6,202,975	689,219	6,892,194	-	1,515	
Repairs and maintenance		497,888	55,321	553,209	-	6,892,194	
Insurance		-	-	-	204,387	553,209	
Utilities		407,778	45,309	453,087	159,230	204,387	
Supplies and materials		335,729	37,303	373,032	230,735	612,317	
Equipment/Furnishings		34,822	3,869	38,691	5,535	603,767	
Staff development		236,174	26,242	262,416	-	44,226	
Marketing and recruitment		207,161	23,018	230,179	-	262,416	
Technology		725,380	80,598	805,978	110,858	230,179	
Food service		1,163	129	1,292	-	916,836	
Student services		506,726	56,303	563,029	-	1,292	
Office expense		213,763	23,752	237,515	-	563,029	
Depreciation and amortization		595,777	66,198	661,975	176,864	414,379	
Other		38,134	4,237	42,371	6,552	668,527	
		\$ 25,296,321	\$ 2,810,705	\$ 28,107,026	23,015	65,386	
					\$ 2,163,945	\$ 30,270,971	



UNCOMMON NEW YORK CITY CHARTER SCHOOLS

STATEMENT OF FUNCTIONAL EXPENSES – LEADERSHIP PREPARATORY BEDFORD STUYVESANT

YEAR ENDED JUNE 30, 2022

	No. of positions	Program Services		Total	Support Services Management and General	Total
		Regular education	Special education			
Personnel services costs:						
Administrative staff personnel	42.50	\$ 2,210,044	\$ 141,067	\$ 2,351,111	\$ 636,513	\$ 2,987,624
Instructional personnel	155.13	7,021,499	448,181	7,469,680	-	7,469,680
Non-instructional personnel	-	-	-	-	-	-
Total salaries and staff	197.63	9,231,543	589,248	9,820,791	636,513	10,457,304
Fringe benefits and payroll taxes						
Retirement		1,424,948	90,954	1,515,902	91,979	1,607,881
Management company fees		97,665	6,234	103,899	6,644	110,543
Legal services		2,517,389	160,684	2,678,073	472,601	3,150,674
Accounting and audit services		-	-	-	17,796	17,796
Other professional and consulting services		-	-	-	34,374	34,374
Building rent		98,222	6,270	104,492	285	104,777
In-kind rent		5,810	371	6,181	-	6,181
Repairs and maintenance		5,991,783	382,454	6,374,237	-	6,374,237
Insurance		40,327	2,574	42,901	-	42,901
Utilities		-	-	-	152,214	152,214
Supplies and materials		3,138	200	3,338	105,912	109,250
Equipment/Furnishings		222,528	14,204	236,732	220,331	457,063
Staff development		36,935	2,358	39,293	18,486	57,779
Marketing and recruitment		213,241	13,611	226,852	-	226,852
Technology		199,926	12,761	212,687	-	212,687
Food service		704,188	44,948	749,136	56,344	805,480
Student services		4,697	300	4,997	-	4,997
Office expense		446,621	28,508	475,129	-	475,129
Depreciation and amortization		203,603	12,996	216,599	258,162	474,761
Other		561,486	35,840	597,326	3,455	600,781
		34,359	2,193	36,552	22,329	58,881
		\$ 22,038,409	\$ 1,406,708	\$ 23,445,117	\$ 2,097,425	\$ 25,542,542

UNCOMMON NEW YORK CITY CHARTER SCHOOLS

STATEMENT OF FUNCTIONAL EXPENSES – LEADERSHIP PREPARATORY BROWNSVILLE

YEAR ENDED JUNE 30, 2022

	No. of positions	Program Services		Total	Support Services		Total
		Regular education	Special education		Management and General		
Personnel services costs:							
Administrative staff personnel	33.67	\$ 1,282,863	\$ 67,519	\$ 1,350,382	\$ 457,766	\$ 1,808,148	
Instructional personnel	88.75	4,495,884	236,625	4,732,509	-	4,732,509	
Non-instructional personnel	-	-	-	-	-	-	
Total salaries and staff	122.42	5,778,747	304,144	6,082,891	457,766	6,540,657	
Fringe benefits and payroll taxes							
Retirement		887,482	46,710	934,192	67,165	1,001,357	
Management company fees		78,702	4,142	82,844	5,949	88,793	
Legal services		1,479,780	77,883	1,557,663	274,882	1,832,545	
Accounting and audit services		-	-	-	11,864	11,864	
Other professional and consulting services		-	-	-	22,916	22,916	
Building rent		22,777	1,199	23,976	60	24,036	
In-kind rent		959	51	1,010	-	1,010	
Repairs and maintenance		3,458,735	182,039	3,640,774	-	3,640,774	
Insurance		72,909	3,837	76,746	-	76,746	
Utilities		-	-	-	101,476	101,476	
Supplies and materials		3,550	187	3,737	89,256	92,993	
Equipment/Furnishings		206,429	10,865	217,294	141,344	358,638	
Staff development		46,255	2,434	48,689	22,491	71,180	
Marketing and recruitment		139,945	7,366	147,311	-	147,311	
Technology		166,305	8,753	175,058	-	175,058	
Food service		468,223	24,643	492,866	79,958	572,824	
Student services		3,360	177	3,537	-	3,537	
Office expense		235,039	12,370	247,409	-	247,409	
Depreciation and amortization		130,396	6,863	137,259	185,137	322,396	
Other		381,994	20,105	402,099	2,906	405,005	
		19,336	1,018	20,354	1,424	21,778	
		\$ 13,580,923	\$ 714,786	\$ 14,295,709	\$ 1,464,594	\$ 15,760,303	

UNCOMMON NEW YORK CITY CHARTER SCHOOLS

STATEMENT OF FUNCTIONAL EXPENSES – LEADERSHIP PREPARATORY OCEAN HILL

YEAR ENDED JUNE 30, 2022

	No. of positions	Program Services		Total	Support Services		Total
		Regular education	Special education		Management and General		
Personnel services costs:							
Administrative staff personnel	53.50	\$ 2,565,674	\$ 135,035	\$ 2,700,709	\$ 467,830	\$ 3,168,539	
Instructional personnel	149.13	7,927,283	417,225	8,344,508	-	8,344,508	
Non-instructional personnel	-	-	-	-	-	-	
Total salaries and staff	202.63	10,492,957	552,260	11,045,217	467,830	11,513,047	
Fringe benefits and payroll taxes							
Retirement		1,652,821	86,991	1,739,812	71,566	1,811,378	
Management company fees		148,004	7,790	155,794	6,604	162,398	
Legal services		2,590,565	136,346	2,726,911	481,220	3,208,131	
Accounting and audit services		-	-	-	17,796	17,796	
Other professional and consulting services		-	-	-	34,374	34,374	
Building rent		286,655	15,087	301,742	105	301,847	
In-kind rent		1,439	76	1,515	-	1,515	
Repairs and maintenance		6,122,546	322,239	6,444,785	-	6,444,785	
Insurance		53,241	2,802	56,043	-	56,043	
Utilities		-	-	-	152,214	152,214	
Supplies and materials		273	14	287	101,952	102,239	
Equipment/Furnishings		339,565	17,872	357,437	213,354	570,791	
Staff development		48,107	2,532	50,639	8,638	59,277	
Marketing and recruitment		200,781	10,567	211,348	-	211,348	
Technology		203,197	10,695	213,892	-	213,892	
Food service		769,882	40,520	810,402	97,040	907,442	
Student services		1,145	60	1,205	-	1,205	
Office expense		423,858	22,308	446,166	-	446,166	
Depreciation and amortization		242,924	12,786	255,710	130,824	386,534	
Other		734,013	38,632	772,645	5,951	778,596	
		48,211	2,537	50,748	52,793	103,541	
		\$ 24,360,184	\$ 1,282,114	\$ 25,642,298	\$ 1,842,261	\$ 27,484,559	

UNCOMMON NEW YORK CITY CHARTER SCHOOLS

STATEMENT OF FUNCTIONAL EXPENSES – LEADERSHIP PREPARATORY CANARSIE

YEAR ENDED JUNE 30, 2022

	No. of positions	Program Services		Total	Support Services		Total
		Regular education	Special education		Management and General		
Personnel services costs:							
Administrative staff personnel	28.67	\$ 1,438,287	\$ 59,929	\$ 1,498,216	\$ 313,643	\$ 1,811,859	
Instructional personnel	92.75	4,659,015	194,126	4,853,141	-	4,853,141	
Non-instructional personnel	-	-	-	-	-	-	
Total salaries and staff	121.42	6,097,302	254,055	6,351,357	313,643	6,665,000	
Fringe benefits and payroll taxes							
Retirement		940,302	39,179	979,481	47,145	1,026,626	
Management company fees		71,168	2,965	74,133	3,974	78,107	
Legal services		1,611,511	67,146	1,678,657	296,234	1,974,891	
Accounting and audit services		-	-	-	11,864	11,864	
Other professional and consulting services		-	-	-	22,916	22,916	
Building rent		21,034	876	21,910	60	21,970	
In-kind rent		970	40	1,010	-	1,010	
Repairs and maintenance		3,803,124	158,464	3,961,588	-	3,961,588	
Insurance		19,487	812	20,299	-	20,299	
Utilities		-	-	-	101,476	101,476	
Supplies and materials		2,913	121	3,034	68,288	71,322	
Equipment/Furnishings		170,376	7,099	177,475	136,209	313,684	
Staff development		16,470	686	17,156	1,888	19,044	
Marketing and recruitment		148,684	6,195	154,879	-	154,879	
Technology		140,297	5,846	146,143	-	146,143	
Food service		500,195	20,841	521,036	62,946	583,982	
Student services		351	15	366	-	366	
Office expense		155,216	6,467	161,683	-	161,683	
Depreciation and amortization		111,450	4,644	116,094	91,990	208,084	
Other		353,625	14,734	368,359	2,285	370,644	
		25,078	1,045	26,123	9,472	35,595	
		\$ 14,189,553	\$ 591,230	\$ 14,780,783	\$ 1,170,390	\$ 15,951,173	

**Disclosure of Financial Interest by a Current  
or Former Trustee**

**Trustee Name:**

Ann Mathews

---

**Name of Charter School Education Corporation:**

Uncommon

---

1. List all positions held on the education corporation Board of Trustees ("Board") (e.g., chair, vice-chair, treasurer, secretary, parent representative, etc.).

Member

2. Are you related, by blood or marriage, to any person employed by the school and/or education corporation?

Yes  No

If **Yes**, please describe the nature of your relationship and the person's position, job description, and other responsibilities with the school.

3. Are you related by blood, or marriage, or legal adoption/guardianship to any student currently enrolled in a school operated by the education corporation?

Yes  No

If **Yes**, please describe the nature of your relationship and if the student could benefit from your participation.

4. Are you related, by blood or marriage, to any person that could otherwise benefit from your participation as a board member of the education corporation?

Yes  No

If **Yes**, please describe the nature of your relationship and if this person could benefit from your participation.

5. Are you a past, current, or prospective employee of the charter school, education corporation, and/or an entity that provides comprehensive management services ("CMO"), whether for-profit or not-for-profit, which contracts, or may contract, with the charter school or education corporation; or do you serve as an employee, officer, or director of, or own a controlling interest in, a business or entity that contracts, or does business with, or plans to contract or do business with, the charter school, education corporation, and/or a CMO, whether for-profit or not-for-profit, including, but not limited to, the lease of real or personal property to the said entities?

Yes  No

If **Yes**, please provide a description of the position(s) you hold, your responsibilities, your salary and your start date.

6. Identify each interest/transaction (and provide the requested information) that you, any of your immediate family members, and/or any persons who you reside with have held or engaged in with the charter school(s) operated by the education corporation during the time you have served on the Board, and in the six months prior to such service. If there has been no such interest or transaction, check **None**.

**None**

Date(s)	Nature of financial interest / transaction	Steps taken to avoid a conflict of interest, (e.g., did not vote, did not participate in discussion)	Name of person holding interest or engaging in transaction and relationship to you




7. Identify each individual, business, corporation, union association, firm, partnership, franchise holding company, joint-stock company, business or real estate trust, non-profit organization, or other organization or group of people doing business with the school(s) operated by the education corporation **and** in which such entity, during the time of your tenure as a trustee, you and/or your immediate family member(s) or person(s) you reside with had a financial interest or other relationship. If you are a member, director, officer, or employee of an organization formally partnered with and/or doing business with the school(s) through a management or services agreement, please identify only the name of the organization, your position in the organization, and the relationship between such organization and the school(s). If there was no financial interest, check **None**.

**None**


Organization conducting business with the school(s)	Nature of business conducted	Approximate value of the business conducted	Name of Trustee and/or immediate family member of household holding an interest in the organization conducting business with the school(s) and the nature of the interest	Steps taken to avoid conflict of interest



*This document is considered a public record and, as such, may be made available to members of the public upon request under the Freedom of Information Law. The personal contact information provided below will be redacted.*



**Business Address:**



**ann.mathews** Digitally signed by ann.mathews  
Date: 2022.06.28 10:49:50  
-05'00' 06/28/22

**Signature**

**Date**

Acceptable signature formats include:

- Digitally certified PDF signature
- Print form, manually sign, scan to PDF

*last revised 04/2022*

**Disclosure of Financial Interest by a Current  
or Former Trustee**

**Trustee Name:**

Brett Peiser

---

**Name of Charter School Education Corporation:**

Uncommon Schools NYC

---

1. List all positions held on the education corporation Board of Trustees ("Board") (e.g., chair, vice-chair, treasurer, secretary, parent representative, etc.).

None

2. Are you related, by blood or marriage, to any person employed by the school and/or education corporation?

Yes  No

If **Yes**, please describe the nature of your relationship and the person's position, job description, and other responsibilities with the school.

3. Are you related by blood, or marriage, or legal adoption/guardianship to any student currently enrolled in a school operated by the education corporation?

Yes  No

If **Yes**, please describe the nature of your relationship and if the student could benefit from your participation.

4. Are you related, by blood or marriage, to any person that could otherwise benefit from your participation as a board member of the education corporation?

Yes  No

If **Yes**, please describe the nature of your relationship and if this person could benefit from your participation.

5. Are you a past, current, or prospective employee of the charter school, education corporation, and/or an entity that provides comprehensive management services ("CMO"), whether for-profit or not-for-profit, which contracts, or may contract, with the charter school or education corporation; or do you serve as an employee, officer, or director of, or own a controlling interest in, a business or entity that contracts, or does business with, or plans to contract or do business with, the charter school, education corporation, and/or a CMO, whether for-profit or not-for-profit, including, but not limited to, the lease of real or personal property to the said entities?

Yes  No

If **Yes**, please provide a description of the position(s) you hold, your responsibilities, your salary and your start date.

I have been the CEO of Uncommon Schools, the educational partner of Uncommon NYC, since July 2012.

6. Identify each interest/transaction (and provide the requested information) that you, any of your immediate family members, and/or any persons who you reside with have held or engaged in with the charter school(s) operated by the education corporation during the time you have served on the Board, and in the six months prior to such service. If there has been no such interest or transaction, check **None**.

**None**


Date(s)	Nature of financial interest / transaction	Steps taken to avoid a conflict of interest, (e.g., did not vote, did not participate in discussion)	Name of person holding interest or engaging in transaction and relationship to you

7. Identify each individual, business, corporation, union association, firm, partnership, franchise holding company, joint-stock company, business or real estate trust, non-profit organization, or other organization or group of people doing business with the school(s) operated by the education corporation **and** in which such entity, during the time of your tenure as a trustee, you and/or your immediate family member(s) or person(s) you reside with had a financial interest or other relationship. If you are a member, director, officer, or employee of an organization formally partnered with and/or doing business with the school(s) through a management or services agreement, please identify only the name of the organization, your position in the organization, and the relationship between such organization and the school(s). If there was no financial interest, check **None**.

None


Organization conducting business with the school(s)	Nature of business conducted	Approximate value of the business conducted	Name of Trustee and/or immediate family member of household holding an interest in the organization conducting business with the school(s) and the nature of the interest	Steps taken to avoid conflict of interest
Uncommon Schools	I am the CEO of Uncommon Schools, Uncommon NYC's educational partner		Brett Peiser	I recuse myself - and the rest of the Board holds me accountable for ensuring I recuse myself - on any business that relates to the relationship between Uncommon Schools and the Uncommon NYC Board.

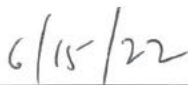
*This document is considered a public record and, as such, may be made available to members of the public upon request under the Freedom of Information Law. The personal contact information provided below will be redacted.*



**Home Telephone:**



  
\_\_\_\_\_  
**Signature**

  
\_\_\_\_\_  
**Date**

Acceptable signature formats include:

- Digitally certified PDF signature
- Print form, manually sign, scan to PDF

*last revised 04/2022*



**Disclosure of Financial Interest by a Current  
or Former Trustee**

**Trustee Name:**

Chrystal Stokes Williams

---

**Name of Charter School Education Corporation:**

Uncommon Schools New York City

---

1. List all positions held on the education corporation Board of Trustees ("Board") (e.g., chair, vice-chair, treasurer, secretary, parent representative, etc.).

Chair, Audit Committee

2. Are you related, by blood or marriage, to any person employed by the school and/or education corporation?

Yes  No

If **Yes**, please describe the nature of your relationship and the person's position, job description, and other responsibilities with the school.

NA

3. Are you related by blood, or marriage, or legal adoption/guardianship to any student currently enrolled in a school operated by the education corporation?

Yes  No

If **Yes**, please describe the nature of your relationship and if the student could benefit from your participation.

NA

4. Are you related, by blood or marriage, to any person that could otherwise benefit from your participation as a board member of the education corporation?

Yes  No

If **Yes**, please describe the nature of your relationship and if this person could benefit from your participation.

NA

5. Are you a past, current, or prospective employee of the charter school, education corporation, and/or an entity that provides comprehensive management services ("CMO"), whether for-profit or not-for-profit, which contracts, or may contract, with the charter school or education corporation; or do you serve as an employee, officer, or director of, or own a controlling interest in, a business or entity that contracts, or does business with, or plans to contract or do business with, the charter school, education corporation, and/or a CMO, whether for-profit or not-for-profit, including, but not limited to, the lease of real or personal property to the said entities?

Yes  No

If **Yes**, please provide a description of the position(s) you hold, your responsibilities, your salary and your start date.

NA



6. Identify each interest/transaction (and provide the requested information) that you, any of your immediate family members, and/or any persons who you reside with have held or engaged in with the charter school(s) operated by the education corporation during the time you have served on the Board, and in the six months prior to such service. If there has been no such interest or transaction, check **None**.

**None**

Date(s)	Nature of financial interest / transaction	Steps taken to avoid a conflict of interest, (e.g., did not vote, did not participate in discussion)	Name of person holding interest or engaging in transaction and relationship to you


7. Identify each individual, business, corporation, union association, firm, partnership, franchise holding company, joint-stock company, business or real estate trust, non-profit organization, or other organization or group of people doing business with the school(s) operated by the education corporation **and** in which such entity, during the time of your tenure as a trustee, you and/or your immediate family member(s) or person(s) you reside with had a financial interest or other relationship. If you are a member, director, officer, or employee of an organization formally partnered with and/or doing business with the school(s) through a management or services agreement, please identify only the name of the organization, your position in the organization, and the relationship between such organization and the school(s). If there was no financial interest, check **None**.

**None**

Organization conducting business with the school(s)	Nature of business conducted	Approximate value of the business conducted	Name of Trustee and/or immediate family member of household holding an interest in the organization conducting business with the school(s) and the nature of the interest	Steps taken to avoid conflict of interest

*This document is considered a public record and, as such, may be made available to members of the public upon request under the Freedom of Information Law. The personal contact information provided below will be redacted.*

**Business Telephone:**



A handwritten signature in black ink, appearing to read "Chrystal Stokes Williams", is written over a horizontal line.

06/26/22

**Signature**

**Date**

Acceptable signature formats include:

- Digitally certified PDF signature
- Print form, manually sign, scan to PDF

*last revised 04/2022*

**Disclosure of Financial Interest by a Current  
or Former Trustee**

**Trustee Name:**

Ekwutozia Nwabuzor

---

**Name of Charter School Education Corporation:**

Uncommon Schools New York City

---

1. List all positions held on the education corporation Board of Trustees ("Board") (e.g., chair, vice-chair, treasurer, secretary, parent representative, etc.).

Secretary

2. Are you related, by blood or marriage, to any person employed by the school and/or education corporation?

Yes  No

If **Yes**, please describe the nature of your relationship and the person's position, job description, and other responsibilities with the school.

3. Are you related by blood, or marriage, or legal adoption/guardianship to any student currently enrolled in a school operated by the education corporation?

Yes  No

If **Yes**, please describe the nature of your relationship and if the student could benefit from your participation.

4. Are you related, by blood or marriage, to any person that could otherwise benefit from your participation as a board member of the education corporation?

Yes  No

If **Yes**, please describe the nature of your relationship and if this person could benefit from your participation.

5. Are you a past, current, or prospective employee of the charter school, education corporation, and/or an entity that provides comprehensive management services ("CMO"), whether for-profit or not-for-profit, which contracts, or may contract, with the charter school or education corporation; or do you serve as an employee, officer, or director of, or own a controlling interest in, a business or entity that contracts, or does business with, or plans to contract or do business with, the charter school, education corporation, and/or a CMO, whether for-profit or not-for-profit, including, but not limited to, the lease of real or personal property to the said entities?

Yes  No

If **Yes**, please provide a description of the position(s) you hold, your responsibilities, your salary and your start date.

6. Identify each interest/transaction (and provide the requested information) that you, any of your immediate family members, and/or any persons who you reside with have held or engaged in with the charter school(s) operated by the education corporation during the time you have served on the Board, and in the six months prior to such service. If there has been no such interest or transaction, check **None**.

**None**

Date(s)	Nature of financial interest / transaction	Steps taken to avoid a conflict of interest, (e.g., did not vote, did not participate in discussion)	Name of person holding interest or engaging in transaction and relationship to you


7. Identify each individual, business, corporation, union association, firm, partnership, franchise holding company, joint-stock company, business or real estate trust, non-profit organization, or other organization or group of people doing business with the school(s) operated by the education corporation **and** in which such entity, during the time of your tenure as a trustee, you and/or your immediate family member(s) or person(s) you reside with had a financial interest or other relationship. If you are a member, director, officer, or employee of an organization formally partnered with and/or doing business with the school(s) through a management or services agreement, please identify only the name of the organization, your position in the organization, and the relationship between such organization and the school(s). If there was no financial interest, check **None**.

**None**

Organization conducting business with the school(s)	Nature of business conducted	Approximate value of the business conducted	Name of Trustee and/or immediate family member of household holding an interest in the organization conducting business with the school(s) and the nature of the interest	Steps taken to avoid conflict of interest



*This document is considered a public record and, as such, may be made available to members of the public upon request under the Freedom of Information Law. The personal contact information provided below will be redacted.*



A handwritten signature in black ink, appearing to be 'E. Nwabuzor', is written above a horizontal line.

06/27/2022

**Signature**

**Date**

Acceptable signature formats include:

- Digitally certified PDF signature
- Print form, manually sign, scan to PDF

*last revised 04/2022*



**Disclosure of Financial Interest by a Current  
or Former Trustee**

**Trustee Name:**

JABALI SAWICKI

**Name of Charter School Education Corporation:**

---

1. List all positions held on the education corporation Board of Trustees ("Board") (e.g., chair, vice-chair, treasurer, secretary, parent representative, etc.).

BOARD MEMBER

MEMBER OF ACADEMIC COMMITTEE

2. Are you related, by blood or marriage, to any person employed by the school and/or education corporation?

Yes  No

If Yes, please describe the nature of your relationship and the person's position, job description, and other responsibilities with the school.

3. Are you related by blood, or marriage, or legal adoption/guardianship to any student currently enrolled in a school operated by the education corporation?

Yes  No

If Yes, please describe the nature of your relationship and if the student could benefit from your participation.

4. Are you related, by blood or marriage, to any person that could otherwise benefit from your participation as a board member of the education corporation?

Yes  No

If **Yes**, please describe the nature of your relationship and if this person could benefit from your participation.

5. Are you a past, current, or prospective employee of the charter school, education corporation, and/or an entity that provides comprehensive management services ("CMO"), whether for-profit or not-for-profit, which contracts, or may contract, with the charter school or education corporation; or do you serve as an employee, officer, or director of, or own a controlling interest in, a business or entity that contracts, or does business with, or plans to contract or do business with, the charter school, education corporation, and/or a CMO, whether for-profit or not-for-profit, including, but not limited to, the lease of real or personal property to the said entities?

Yes  No

If **Yes**, please provide a description of the position(s) you hold, your responsibilities, your salary and your start date.

6. Identify each interest/transaction (and provide the requested information) that you, any of your immediate family members, and/or any persons who you reside with have held or engaged in with the charter school(s) operated by the education corporation during the time you have served on the Board, and in the six months prior to such service. If there has been no such interest or transaction, check **None**.

**None**


<b>Date(s)</b>	<b>Nature of financial interest / transaction</b>	<b>Steps taken to avoid a conflict of interest, (e.g., did not vote, did not participate in discussion)</b>	<b>Name of person holding interest or engaging in transaction and relationship to you</b>


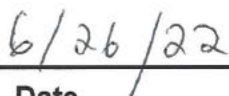
7. Identify each individual, business, corporation, union association, firm, partnership, franchise holding company, joint-stock company, business or real estate trust, non-profit organization, or other organization or group of people doing business with the school(s) operated by the education corporation **and** in which such entity, during the time of your tenure as a trustee, you and/or your immediate family member(s) or person(s) you reside with had a financial interest or other relationship. If you are a member, director, officer, or employee of an organization formally partnered with and/or doing business with the school(s) through a management or services agreement, please identify only the name of the organization, your position in the organization, and the relationship between such organization and the school(s). If there was no financial interest, check **None**.

**None**

Organization conducting business with the school(s)	Nature of business conducted	Approximate value of the business conducted	Name of Trustee and/or immediate family member of household holding an interest in the organization conducting business with the school(s) and the nature of the interest	Steps taken to avoid conflict of interest

*This document is considered a public record and, as such, may be made available to members of the public upon request under the Freedom of Information Law. The personal contact information provided below will be redacted.*



   
Signature Date

Acceptable signature formats include:

- Digitally certified PDF signature
- Print form, manually sign, scan to PDF

*last revised 04/2022*





**Disclosure of Financial Interest by a Current  
or Former Trustee**

Trustee Name:

John Greenstein

Name of Charter School Education Corporation:

Uncommon NYC

1. List all positions held on the education corporation Board of Trustees ("Board") (e.g., chair, vice-chair, treasurer, secretary, parent representative, etc.).

member Finance Committee  
member Advocacy Committee

2. Are you related, by blood or marriage, to any person employed by the school and/or education corporation?

Yes  No

If **Yes**, please describe the nature of your relationship and the person's position, job description, and other responsibilities with the school.

3. Are you related by blood, or marriage, or legal adoption/guardianship to any student currently enrolled in a school operated by the education corporation?

Yes  No

If **Yes**, please describe the nature of your relationship and if the student could benefit from your participation.

4. Are you related, by blood or marriage, to any person that could otherwise benefit from your participation as a board member of the education corporation?

Yes  No

If **Yes**, please describe the nature of your relationship and if this person could benefit from your participation.

5. Are you a past, current, or prospective employee of the charter school, education corporation, and/or an entity that provides comprehensive management services ("CMO"), whether for-profit or not-for-profit, which contracts, or may contract, with the charter school or education corporation; or do you serve as an employee, officer, or director of, or own a controlling interest in, a business or entity that contracts, or does business with, or plans to contract or do business with, the charter school, education corporation, and/or a CMO, whether for-profit or not-for-profit, including, but not limited to, the lease of real or personal property to the said entities?

Yes  No

If **Yes**, please provide a description of the position(s) you hold, your responsibilities, your salary and your start date.

6. Identify each interest/transaction (and provide the requested information) that you, any of your immediate family members, and/or any persons who you reside with have held or engaged in with the charter school(s) operated by the education corporation during the time you have served on the Board, and in the six months prior to such service. If there has been no such interest or transaction, check **None**.

**None**

Date(s)	Nature of financial interest / transaction	Steps taken to avoid a conflict of interest, (e.g., did not vote, did not participate in discussion)	Name of person holding interest or engaging in transaction and relationship to you





7. Identify each individual, business, corporation, union association, firm, partnership, franchise holding company, joint-stock company, business or real estate trust, non-profit organization, or other organization or group of people doing business with the school(s) operated by the education corporation **and** in which such entity, during the time of your tenure as a trustee, you and/or your immediate family member(s) or person(s) you reside with had a financial interest or other relationship. If you are a member, director, officer, or employee of an organization formally partnered with and/or doing business with the school(s) through a management or services agreement, please identify only the name of the organization, your position in the organization, and the relationship between such organization and the school(s). If there was no financial interest, check **None**.

None

Organization conducting business with the school(s)	Nature of business conducted	Approximate value of the business conducted	Name of Trustee and/or immediate family member of household holding an interest in the organization conducting business with the school(s) and the nature of the interest	Steps taken to avoid conflict of interest

*This document is considered a public record and, as such, may be made available to members of the public upon request under the Freedom of Information Law. The personal contact information provided below will be redacted.*



June 15, 2022

**Signature**

**Date**

Acceptable signature formats include:

- Digitally certified PDF signature
- Print form, manually sign, scan to PDF

*last revised 04/2022*

**Disclosure of Financial Interest by a Current  
or Former Trustee**

Trustee Name:

JOHN KIM

Name of Charter School Education Corporation:

UNCOMMON SCHOOLS

1. List all positions held on the education corporation Board of Trustees ("Board") (e.g., chair, vice-chair, treasurer, secretary, parent representative, etc.).

BOARD MEMBER

FINANCE COMMITTEE MEMBER

2. Are you related, by blood or marriage, to any person employed by the school and/or education corporation?

Yes

No

If **Yes**, please describe the nature of your relationship and the person's position, job description, and other responsibilities with the school.

3. Are you related by blood, or marriage, or legal adoption/guardianship to any student currently enrolled in a school operated by the education corporation?

Yes

No

If **Yes**, please describe the nature of your relationship and if the student could benefit from your participation.

4. Are you related, by blood or marriage, to any person that could otherwise benefit from your participation as a board member of the education corporation

Yes

No

If **Yes**, please describe the nature of your relationship and if this person could benefit from your participation.

5. Are you a past, current, or prospective employee of the charter school, education corporation, and/or an entity that provides comprehensive management services ("CMO"), whether for-profit or not-for-profit, which contracts, or may contract, with the charter school or education corporation; or do you serve as an employee, officer, or director of, or own a controlling interest in, a business or entity that contracts, or does business with, or plans to contract or do business with, the charter school, education corporation, and/or a CMO, whether for-profit or not-for-profit, including, but not limited to, the lease of real or personal property to the said entities?


Yes

No

If **Yes**, please provide a description of the position(s) you hold, your responsibilities, your salary and your start date.

6. Identify each interest/transaction (and provide the requested information) that you, any of your immediate family members, and/or any persons who you reside with have held or engaged in with the charter school(s) operated by the education corporation during the time you have served on the Board, and in the six months prior to such service. If there has been no such interest or transaction, check **None**.

None

Date(s)	Nature of financial interest / transaction	Steps taken to avoid a conflict of interest, (e.g., did not vote, did not participate in discussion)	Name of person holding interest or engaging in transaction and relationship to you
 <p>NONE</p>			



7. Identify each individual, business, corporation, union association, firm, partnership, franchise holding company, joint-stock company, business or real estate trust, non-profit organization, or other organization or group of people doing business with the school(s) operated by the education corporation **and** in which such entity, during the time of your tenure as a trustee, you and/or your immediate family member(s) or person(s) you reside with had a financial interest or other relationship. If you are a member, director, officer, or employee of an organization formally partnered with and/or doing business with the school(s) through a management or services agreement, please identify only the name of the organization, your position in the organization, and the relationship between such organization and the school(s). If there was no financial interest, check **None**.

None

Organization conducting business with the school(s)	Nature of business conducted	Approximate value of the business conducted	Name of Trustee and/or immediate family member of household holding an interest in the organization conducting business with the school(s) and the nature of the interest	Steps taken to avoid conflict of interest
	<div data-bbox="467 1234 852 1444" style="border: 1px solid black; border-radius: 50%; padding: 10px; display: inline-block;"> <p>NONE</p> </div>			



**Disclosure of Financial Interest by a Current  
or Former Trustee**

**Trustee Name:**

Joseph Wayland

---

**Name of Charter School Education Corporation:**

Uncommon Schools New York

---

1. List all positions held on the education corporation Board of Trustees ("Board") (e.g., chair, vice-chair, treasurer, secretary, parent representative, etc.).

Treasurer

2. Are you related, by blood or marriage, to any person employed by the school and/or education corporation?

Yes  No

If **Yes**, please describe the nature of your relationship and the person's position, job description, and other responsibilities with the school.

3. Are you related by blood, or marriage, or legal adoption/guardianship to any student currently enrolled in a school operated by the education corporation?

Yes  No

If **Yes**, please describe the nature of your relationship and if the student could benefit from your participation.



4. Are you related, by blood or marriage, to any person that could otherwise benefit from your participation as a board member of the education corporation?

Yes  No

If **Yes**, please describe the nature of your relationship and if this person could benefit from your participation.

5. Are you a past, current, or prospective employee of the charter school, education corporation, and/or an entity that provides comprehensive management services ("CMO"), whether for-profit or not-for-profit, which contracts, or may contract, with the charter school or education corporation; or do you serve as an employee, officer, or director of, or own a controlling interest in, a business or entity that contracts, or does business with, or plans to contract or do business with, the charter school, education corporation, and/or a CMO, whether for-profit or not-for-profit, including, but not limited to, the lease of real or personal property to the said entities?

Yes  No

If **Yes**, please provide a description of the position(s) you hold, your responsibilities, your salary and your start date.

6. Identify each interest/transaction (and provide the requested information) that you, any of your immediate family members, and/or any persons who you reside with have held or engaged in with the charter school(s) operated by the education corporation during the time you have served on the Board, and in the six months prior to such service. If there has been no such interest or transaction, check **None**.

**None**


Date(s)	Nature of financial interest / transaction	Steps taken to avoid a conflict of interest, (e.g., did not vote, did not participate in discussion)	Name of person holding interest or engaging in transaction and relationship to you

7. Identify each individual, business, corporation, union association, firm, partnership, franchise holding company, joint-stock company, business or real estate trust, non-profit organization, or other organization or group of people doing business with the school(s) operated by the education corporation **and** in which such entity, during the time of your tenure as a trustee, you and/or your immediate family member(s) or person(s) you reside with had a financial interest or other relationship. If you are a member, director, officer, or employee of an organization formally partnered with and/or doing business with the school(s) through a management or services agreement, please identify only the name of the organization, your position in the organization, and the relationship between such organization and the school(s). If there was no financial interest, check **None**.

**None**

Organization conducting business with the school(s)	Nature of business conducted	Approximate value of the business conducted	Name of Trustee and/or immediate family member of household holding an interest in the organization conducting business with the school(s) and the nature of the interest	Steps taken to avoid conflict of interest

*This document is considered a public record and, as such, may be made available to members of the public upon request under the Freedom of Information Law. The personal contact information provided below will be redacted.*



**Joseph Wayland** Digitally signed by Joseph  
Wayland  
Date: 2022.07.22 15:03:04 -04'00'

---

**Signature**

**Date**

Acceptable signature formats include:

- Digitally certified PDF signature
- Print form, manually sign, scan to PDF

*last revised 04/2022*

**Disclosure of Financial Interest by a Current  
or Former Trustee**

**Trustee Name:**

Linton Mann III

---

**Name of Charter School Education Corporation:**

Uncommon Charter Schools New York City

---

1. List all positions held on the education corporation Board of Trustees ("Board") (e.g., chair, vice-chair, treasurer, secretary, parent representative, etc.).  
Chair

2. Are you related, by blood or marriage, to any person employed by the school and/or education corporation?

Yes  No

If **Yes**, please describe the nature of your relationship and the person's position, job description, and other responsibilities with the school.

3. Are you related by blood, or marriage, or legal adoption/guardianship to any student currently enrolled in a school operated by the education corporation?

Yes  No

If **Yes**, please describe the nature of your relationship and if the student could benefit from your participation.

4. Are you related, by blood or marriage, to any person that could otherwise benefit from your participation as a board member of the education corporation?

Yes  No

If **Yes**, please describe the nature of your relationship and if this person could benefit from your participation.

5. Are you a past, current, or prospective employee of the charter school, education corporation, and/or an entity that provides comprehensive management services ("CMO"), whether for-profit or not-for-profit, which contracts, or may contract, with the charter school or education corporation; or do you serve as an employee, officer, or director of, or own a controlling interest in, a business or entity that contracts, or does business with, or plans to contract or do business with, the charter school, education corporation, and/or a CMO, whether for-profit or not-for-profit, including, but not limited to, the lease of real or personal property to the said entities?

Yes  No

If **Yes**, please provide a description of the position(s) you hold, your responsibilities, your salary and your start date.

6. Identify each interest/transaction (and provide the requested information) that you, any of your immediate family members, and/or any persons who you reside with have held or engaged in with the charter school(s) operated by the education corporation during the time you have served on the Board, and in the six months prior to such service. If there has been no such interest or transaction, check **None**.

**None**

Date(s)	Nature of financial interest / transaction	Steps taken to avoid a conflict of interest, (e.g., did not vote, did not participate in discussion)	Name of person holding interest or engaging in transaction and relationship to you




7. Identify each individual, business, corporation, union association, firm, partnership, franchise holding company, joint-stock company, business or real estate trust, non-profit organization, or other organization or group of people doing business with the school(s) operated by the education corporation **and** in which such entity, during the time of your tenure as a trustee, you and/or your immediate family member(s) or person(s) you reside with had a financial interest or other relationship. If you are a member, director, officer, or employee of an organization formally partnered with and/or doing business with the school(s) through a management or services agreement, please identify only the name of the organization, your position in the organization, and the relationship between such organization and the school(s). If there was no financial interest, check **None**.

**None**

Organization conducting business with the school(s)	Nature of business conducted	Approximate value of the business conducted	Name of Trustee and/or immediate family member of household holding an interest in the organization conducting business with the school(s) and the nature of the interest	Steps taken to avoid conflict of interest



*This document is considered a public record and, as such, may be made available to members of the public upon request under the Freedom of Information Law. The personal contact information provided below will be redacted.*



**Linton Mann (10794)**

Digitally signed by: Linton Mann (10794)  
DN: CN = Linton Mann (10794)  
Date: 2022.06.23 13:25:10 -04'00'

**June 23, 2022**

---

**Signature**

**Date**

Acceptable signature formats include:

- Digitally certified PDF signature
- Print form, manually sign, scan to PDF

*last revised 04/2022*

**Disclosure of Financial Interest by a Current  
or Former Trustee**

**Trustee Name:**

Shakima Williams-Jones

---

**Name of Charter School Education Corporation:**

Uncommon Schools NYC

---

1. List all positions held on the education corporation Board of Trustees ("Board") (e.g., chair, vice-chair, treasurer, secretary, parent representative, etc.).

Parent Reperesentative  
Member of Academic Committee  
Member of Finance Committee  
Chair of Advocacy Committee

2. Are you related, by blood or marriage, to any person employed by the school and/or education corporation?

Yes  No

If **Yes**, please describe the nature of your relationship and the person's position, job description, and other responsibilities with the school.

3. Are you related by blood, or marriage, or legal adoption/guardianship to any student currently enrolled in a school operated by the education corporation?

Yes  No

If **Yes**, please describe the nature of your relationship and if the student could benefit from your participation.

4. Are you related, by blood or marriage, to any person that could otherwise benefit from your participation as a board member of the education corporation?

Yes  No

If **Yes**, please describe the nature of your relationship and if this person could benefit from your participation.

5. Are you a past, current, or prospective employee of the charter school, education corporation, and/or an entity that provides comprehensive management services ("CMO"), whether for-profit or not-for-profit, which contracts, or may contract, with the charter school or education corporation; or do you serve as an employee, officer, or director of, or own a controlling interest in, a business or entity that contracts, or does business with, or plans to contract or do business with, the charter school, education corporation, and/or a CMO, whether for-profit or not-for-profit, including, but not limited to, the lease of real or personal property to the said entities?

Yes  No

If **Yes**, please provide a description of the position(s) you hold, your responsibilities, your salary and your start date.

6. Identify each interest/transaction (and provide the requested information) that you, any of your immediate family members, and/or any persons who you reside with have held or engaged in with the charter school(s) operated by the education corporation during the time you have served on the Board, and in the six months prior to such service. If there has been no such interest or transaction, check **None**.

**None**


Date(s)	Nature of financial interest / transaction	Steps taken to avoid a conflict of interest, (e.g., did not vote, did not participate in discussion)	Name of person holding interest or engaging in transaction and relationship to you

7. Identify each individual, business, corporation, union association, firm, partnership, franchise holding company, joint-stock company, business or real estate trust, non-profit organization, or other organization or group of people doing business with the school(s) operated by the education corporation **and** in which such entity, during the time of your tenure as a trustee, you and/or your immediate family member(s) or person(s) you reside with had a financial interest or other relationship. If you are a member, director, officer, or employee of an organization formally partnered with and/or doing business with the school(s) through a management or services agreement, please identify only the name of the organization, your position in the organization, and the relationship between such organization and the school(s). If there was no financial interest, check **None**.

**None**

Organization conducting business with the school(s)	Nature of business conducted	Approximate value of the business conducted	Name of Trustee and/or immediate family member of household holding an interest in the organization conducting business with the school(s) and the nature of the interest	Steps taken to avoid conflict of interest

*This document is considered a public record and, as such, may be made available to members of the public upon request under the Freedom of Information Law. The personal contact information provided below will be redacted.*



**Shakima Williams-  
Jones**

Digitally signed by Shakima  
Williams-Jones  
Date: 2022.06.16 10:45:00 -04'00'

---

**Signature**

**Date**

Acceptable signature formats include:

- Digitally certified PDF signature
- Print form, manually sign, scan to PDF

*last revised 04/2022*

**Disclosure of Financial Interest by a Current  
or Former Trustee**

**Trustee Name:**

Anthony Pasquariello

---

**Name of Charter School Education Corporation:**

Uncommon Schools

---

1. List all positions held on the education corporation Board of Trustees ("Board") (e.g., chair, vice-chair, treasurer, secretary, parent representative, etc.).

Vice-Chair

2. Are you related, by blood or marriage, to any person employed by the school and/or education corporation?

Yes  No

If **Yes**, please describe the nature of your relationship and the person's position, job description, and other responsibilities with the school.

3. Are you related by blood, or marriage, or legal adoption/guardianship to any student currently enrolled in a school operated by the education corporation?

Yes  No

If **Yes**, please describe the nature of your relationship and if the student could benefit from your participation.



4. Are you related, by blood or marriage, to any person that could otherwise benefit from your participation as a board member of the education corporation?

Yes  No

If **Yes**, please describe the nature of your relationship and if this person could benefit from your participation.

5. Are you a past, current, or prospective employee of the charter school, education corporation, and/or an entity that provides comprehensive management services ("CMO"), whether for-profit or not-for-profit, which contracts, or may contract, with the charter school or education corporation; or do you serve as an employee, officer, or director of, or own a controlling interest in, a business or entity that contracts, or does business with, or plans to contract or do business with, the charter school, education corporation, and/or a CMO, whether for-profit or not-for-profit, including, but not limited to, the lease of real or personal property to the said entities?

Yes  No

If **Yes**, please provide a description of the position(s) you hold, your responsibilities, your salary and your start date.



6. Identify each interest/transaction (and provide the requested information) that you, any of your immediate family members, and/or any persons who you reside with have held or engaged in with the charter school(s) operated by the education corporation during the time you have served on the Board, and in the six months prior to such service. If there has been no such interest or transaction, check **None**.

**None**


Date(s)	Nature of financial interest / transaction	Steps taken to avoid a conflict of interest, (e.g., did not vote, did not participate in discussion)	Name of person holding interest or engaging in transaction and relationship to you


7. Identify each individual, business, corporation, union association, firm, partnership, franchise holding company, joint-stock company, business or real estate trust, non-profit organization, or other organization or group of people doing business with the school(s) operated by the education corporation **and** in which such entity, during the time of your tenure as a trustee, you and/or your immediate family member(s) or person(s) you reside with had a financial interest or other relationship. If you are a member, director, officer, or employee of an organization formally partnered with and/or doing business with the school(s) through a management or services agreement, please identify only the name of the organization, your position in the organization, and the relationship between such organization and the school(s). If there was no financial interest, check **None**.

**None**

Organization conducting business with the school(s)	Nature of business conducted	Approximate value of the business conducted	Name of Trustee and/or immediate family member of household holding an interest in the organization conducting business with the school(s) and the nature of the interest	Steps taken to avoid conflict of interest

*This document is considered a public record and, as such, may be made available to members of the public upon request under the Freedom of Information Law. The personal contact information provided below will be redacted.*



  
Signature

6/16/22  
Date

Acceptable signature formats include:

- Digitally certified PDF signature
- Print form, manually sign, scan to PDF

*last revised 04/2022*

<b>FIRST DAY OF SCHOOL</b>	8/22/2022
<b>LAST DAY OF SCHOOL</b>	6/16/2023

MONTH	INSTRUCTIONAL DAYS
8	8
9	21
10	20
11	19
12	16
1	16
2	15
3	23
4	14
5	22
6	12
<b>TOTAL</b>	<b>186</b>

DATE	MONTH	DAY OF THE WEEK	INSTRUCTIONAL DAY?
8/22/2022	8	Monday	Yes
8/23/2022	8	Tuesday	Yes
8/24/2022	8	Wednesday	Yes
8/25/2022	8	Thursday	Yes
8/26/2022	8	Friday	Yes
8/27/2022	8	Saturday	No
8/28/2022	8	Sunday	No
8/29/2022	8	Monday	Yes
8/30/2022	8	Tuesday	Yes
8/31/2022	8	Wednesday	Yes
9/1/2022	9	Thursday	Yes
9/2/2022	9	Friday	Yes
9/3/2022	9	Saturday	No
9/4/2022	9	Sunday	No
9/5/2022	9	Monday	No
9/6/2022	9	Tuesday	Yes
9/7/2022	9	Wednesday	Yes
9/8/2022	9	Thursday	Yes
9/9/2022	9	Friday	Yes
9/10/2022	9	Saturday	No
9/11/2022	9	Sunday	No
9/12/2022	9	Monday	Yes
9/13/2022	9	Tuesday	Yes
9/14/2022	9	Wednesday	Yes
9/15/2022	9	Thursday	Yes
9/16/2022	9	Friday	Yes
9/17/2022	9	Saturday	No
9/18/2022	9	Sunday	No
9/19/2022	9	Monday	Yes

9/20/2022	9	Tuesday	Yes
9/21/2022	9	Wednesday	Yes
9/22/2022	9	Thursday	Yes
9/23/2022	9	Friday	Yes
9/24/2022	9	Saturday	No
9/25/2022	9	Sunday	No
9/26/2022	9	Monday	Yes
9/27/2022	9	Tuesday	Yes
9/28/2022	9	Wednesday	Yes
9/29/2022	9	Thursday	Yes
9/30/2022	9	Friday	Yes
10/1/2022	10	Saturday	No
10/2/2022	10	Sunday	No
10/3/2022	10	Monday	Yes
10/4/2022	10	Tuesday	Yes
10/5/2022	10	Wednesday	Yes
10/6/2022	10	Thursday	Yes
10/7/2022	10	Friday	Yes
10/8/2022	10	Saturday	No
10/9/2022	10	Sunday	No
10/10/2022	10	Monday	No
10/11/2022	10	Tuesday	Yes
10/12/2022	10	Wednesday	Yes
10/13/2022	10	Thursday	Yes
10/14/2022	10	Friday	Yes
10/15/2022	10	Saturday	No
10/16/2022	10	Sunday	No
10/17/2022	10	Monday	Yes
10/18/2022	10	Tuesday	Yes
10/19/2022	10	Wednesday	Yes
10/20/2022	10	Thursday	Yes
10/21/2022	10	Friday	Yes
10/22/2022	10	Saturday	No
10/23/2022	10	Sunday	No
10/24/2022	10	Monday	Yes
10/25/2022	10	Tuesday	Yes
10/26/2022	10	Wednesday	Yes
10/27/2022	10	Thursday	Yes
10/28/2022	10	Friday	Yes
10/29/2022	10	Saturday	No
10/30/2022	10	Sunday	No
10/31/2022	10	Monday	Yes
11/1/2022	11	Tuesday	Yes
11/2/2022	11	Wednesday	Yes
11/3/2022	11	Thursday	Yes
11/4/2022	11	Friday	Yes
11/5/2022	11	Saturday	No

11/6/2022	11	Sunday	No
11/7/2022	11	Monday	Yes
11/8/2022	11	Tuesday	Yes
11/9/2022	11	Wednesday	Yes
11/10/2022	11	Thursday	Yes
11/11/2022	11	Friday	Yes
11/12/2022	11	Saturday	No
11/13/2022	11	Sunday	No
11/14/2022	11	Monday	Yes
11/15/2022	11	Tuesday	Yes
11/16/2022	11	Wednesday	Yes
11/17/2022	11	Thursday	Yes
11/18/2022	11	Friday	Yes
11/19/2022	11	Saturday	No
11/20/2022	11	Sunday	No
11/21/2022	11	Monday	Yes
11/22/2022	11	Tuesday	Yes
11/23/2022	11	Wednesday	No
11/24/2022	11	Thursday	No
11/25/2022	11	Friday	No
11/26/2022	11	Saturday	No
11/27/2022	11	Sunday	No
11/28/2022	11	Monday	Yes
11/29/2022	11	Tuesday	Yes
11/30/2022	11	Wednesday	Yes
12/1/2022	12	Thursday	Yes
12/2/2022	12	Friday	Yes
12/3/2022	12	Saturday	No
12/4/2022	12	Sunday	No
12/5/2022	12	Monday	Yes
12/6/2022	12	Tuesday	Yes
12/7/2022	12	Wednesday	Yes
12/8/2022	12	Thursday	Yes
12/9/2022	12	Friday	Yes
12/10/2022	12	Saturday	No
12/11/2022	12	Sunday	No
12/12/2022	12	Monday	Yes
12/13/2022	12	Tuesday	Yes
12/14/2022	12	Wednesday	Yes
12/15/2022	12	Thursday	Yes
12/16/2022	12	Friday	Yes
12/17/2022	12	Saturday	No
12/18/2022	12	Sunday	No
12/19/2022	12	Monday	Yes
12/20/2022	12	Tuesday	Yes
12/21/2022	12	Wednesday	Yes
12/22/2022	12	Thursday	Yes

12/23/2022	12	Friday	No
12/24/2022	12	Saturday	No
12/25/2022	12	Sunday	No
12/26/2022	12	Monday	No
12/27/2022	12	Tuesday	No
12/28/2022	12	Wednesday	No
12/29/2022	12	Thursday	No
12/30/2022	12	Friday	No
12/31/2022	12	Saturday	No
1/1/2023	1	Sunday	No
1/2/2023	1	Monday	No
1/3/2023	1	Tuesday	No
1/4/2023	1	Wednesday	No
1/5/2023	1	Thursday	No
1/6/2023	1	Friday	No
1/7/2023	1	Saturday	No
1/8/2023	1	Sunday	No
1/9/2023	1	Monday	Yes
1/10/2023	1	Tuesday	Yes
1/11/2023	1	Wednesday	Yes
1/12/2023	1	Thursday	Yes
1/13/2023	1	Friday	Yes
1/14/2023	1	Saturday	No
1/15/2023	1	Sunday	No
1/16/2023	1	Monday	No
1/17/2023	1	Tuesday	Yes
1/18/2023	1	Wednesday	Yes
1/19/2023	1	Thursday	Yes
1/20/2023	1	Friday	Yes
1/21/2023	1	Saturday	No
1/22/2023	1	Sunday	No
1/23/2023	1	Monday	Yes
1/24/2023	1	Tuesday	Yes
1/25/2023	1	Wednesday	Yes
1/26/2023	1	Thursday	Yes
1/27/2023	1	Friday	Yes
1/28/2023	1	Saturday	No
1/29/2023	1	Sunday	No
1/30/2023	1	Monday	Yes
1/31/2023	1	Tuesday	Yes
2/1/2023	2	Wednesday	Yes
2/2/2023	2	Thursday	Yes
2/3/2023	2	Friday	Yes
2/4/2023	2	Saturday	No
2/5/2023	2	Sunday	No
2/6/2023	2	Monday	Yes
2/7/2023	2	Tuesday	Yes

2/8/2023	2	Wednesday	Yes
2/9/2023	2	Thursday	Yes
2/10/2023	2	Friday	Yes
2/11/2023	2	Saturday	No
2/12/2023	2	Sunday	No
2/13/2023	2	Monday	Yes
2/14/2023	2	Tuesday	Yes
2/15/2023	2	Wednesday	Yes
2/16/2023	2	Thursday	Yes
2/17/2023	2	Friday	Yes
2/18/2023	2	Saturday	No
2/19/2023	2	Sunday	No
2/20/2023	2	Monday	No
2/21/2023	2	Tuesday	No
2/22/2023	2	Wednesday	No
2/23/2023	2	Thursday	No
2/24/2023	2	Friday	No
2/25/2023	2	Saturday	No
2/26/2023	2	Sunday	No
2/27/2023	2	Monday	Yes
2/28/2023	2	Tuesday	Yes
3/1/2023	3	Wednesday	Yes
3/2/2023	3	Thursday	Yes
3/3/2023	3	Friday	Yes
3/4/2023	3	Saturday	No
3/5/2023	3	Sunday	No
3/6/2023	3	Monday	Yes
3/7/2023	3	Tuesday	Yes
3/8/2023	3	Wednesday	Yes
3/9/2023	3	Thursday	Yes
3/10/2023	3	Friday	Yes
3/11/2023	3	Saturday	No
3/12/2023	3	Sunday	No
3/13/2023	3	Monday	Yes
3/14/2023	3	Tuesday	Yes
3/15/2023	3	Wednesday	Yes
3/16/2023	3	Thursday	Yes
3/17/2023	3	Friday	Yes
3/18/2023	3	Saturday	No
3/19/2023	3	Sunday	No
3/20/2023	3	Monday	Yes
3/21/2023	3	Tuesday	Yes
3/22/2023	3	Wednesday	Yes
3/23/2023	3	Thursday	Yes
3/24/2023	3	Friday	Yes
3/25/2023	3	Saturday	No
3/26/2023	3	Sunday	No



3/27/2023	3	Monday	Yes
3/28/2023	3	Tuesday	Yes
3/29/2023	3	Wednesday	Yes
3/30/2023	3	Thursday	Yes
3/31/2023	3	Friday	Yes
4/1/2023	4	Saturday	No
4/2/2023	4	Sunday	No
4/3/2023	4	Monday	No
4/4/2023	4	Tuesday	No
4/5/2023	4	Wednesday	No
4/6/2023	4	Thursday	No
4/7/2023	4	Friday	No
4/8/2023	4	Saturday	No
4/9/2023	4	Sunday	No
4/10/2023	4	Monday	No
4/11/2023	4	Tuesday	Yes
4/12/2023	4	Wednesday	Yes
4/13/2023	4	Thursday	Yes
4/14/2023	4	Friday	Yes
4/15/2023	4	Saturday	No
4/16/2023	4	Sunday	No
4/17/2023	4	Monday	Yes
4/18/2023	4	Tuesday	Yes
4/19/2023	4	Wednesday	Yes
4/20/2023	4	Thursday	Yes
4/21/2023	4	Friday	Yes
4/22/2023	4	Saturday	No
4/23/2023	4	Sunday	No
4/24/2023	4	Monday	Yes
4/25/2023	4	Tuesday	Yes
4/26/2023	4	Wednesday	Yes
4/27/2023	4	Thursday	Yes
4/28/2023	4	Friday	Yes
4/29/2023	4	Saturday	No
4/30/2023	4	Sunday	No
5/1/2023	5	Monday	Yes
5/2/2023	5	Tuesday	Yes
5/3/2023	5	Wednesday	Yes
5/4/2023	5	Thursday	Yes
5/5/2023	5	Friday	Yes
5/6/2023	5	Saturday	No
5/7/2023	5	Sunday	No
5/8/2023	5	Monday	Yes
5/9/2023	5	Tuesday	Yes
5/10/2023	5	Wednesday	Yes
5/11/2023	5	Thursday	Yes
5/12/2023	5	Friday	Yes

5/13/2023	5	Saturday	No
5/14/2023	5	Sunday	No
5/15/2023	5	Monday	Yes
5/16/2023	5	Tuesday	Yes
5/17/2023	5	Wednesday	Yes
5/18/2023	5	Thursday	Yes
5/19/2023	5	Friday	Yes
5/20/2023	5	Saturday	No
5/21/2023	5	Sunday	No
5/22/2023	5	Monday	Yes
5/23/2023	5	Tuesday	Yes
5/24/2023	5	Wednesday	Yes
5/25/2023	5	Thursday	Yes
5/26/2023	5	Friday	Yes
5/27/2023	5	Saturday	No
5/28/2023	5	Sunday	No
5/29/2023	5	Monday	No
5/30/2023	5	Tuesday	Yes
5/31/2023	5	Wednesday	Yes
6/1/2023	6	Thursday	Yes
6/2/2023	6	Friday	Yes
6/3/2023	6	Saturday	No
6/4/2023	6	Sunday	No
6/5/2023	6	Monday	Yes
6/6/2023	6	Tuesday	Yes
6/7/2023	6	Wednesday	Yes
6/8/2023	6	Thursday	Yes
6/9/2023	6	Friday	Yes
6/10/2023	6	Saturday	No
6/11/2023	6	Sunday	No
6/12/2023	6	Monday	Yes
6/13/2023	6	Tuesday	Yes
6/14/2023	6	Wednesday	Yes
6/15/2023	6	Thursday	Yes
6/16/2023	6	Friday	Yes