



October 20, 2020

Schall & Ashenfarb, CPA's, LLC
307 Fifth Avenue, 15th Floor
New York, NY 10016

This representation letter is provided in connection with your audit of the financial statements of Integration Charter Schools, which comprise the statements of financial position as of June 30, 2020, and the related statements of activities, functional expenses, and cash flows for the year then ended, and the related notes to the financial statements, for the purpose of expressing an opinion as to whether the financial statements are presented fairly, in all material respects, in accordance with accounting principles generally accepted in the United States (U.S. GAAP).

Certain representations in this letter are described as being limited to matters that are material. Items are considered material, regardless of size, if they involve an omission or misstatement of accounting information that, in light of surrounding circumstances, makes it probable that the judgment of a reasonable person relying on the information would be changed or influenced by the omission or misstatement. An omission or misstatement that is monetarily small in amount could be considered material as a result of qualitative factors.

We confirm, to the best of our knowledge and belief, as of October 20, 2020, the following representations made to you during your audit.

Financial Statements

1. We have fulfilled our responsibilities, as set out in the terms of the audit engagement letter dated August 13, 2020, including our responsibility for the preparation and fair presentation of the financial statements, in accordance with US GAAP.
2. The financial statements referred to above are fairly presented in conformity with U.S. GAAP.
3. We acknowledge our responsibility for the design, implementation, and maintenance of internal control relevant to the preparation and fair presentation of financial statements that are free from material misstatement, whether due to fraud or error.
4. We acknowledge our responsibility for the design, implementation, and maintenance of internal control to prevent and detect fraud.
5. Significant assumptions we used in making accounting estimates, including those measured at fair value, are reasonable. This specifically includes the methodology for the statement of functional expenses.
6. Related party relationships and transactions have been appropriately accounted for and disclosed in accordance with the requirements of U.S. GAAP.

INTEGRATION CHARTER SCHOOLS

John W. Lavelle Preparatory Charter School • New Ventures Charter School • Nicotra Early College Charter School
Corporate Commons Two at 2 Teleport Drive, 2nd floor • Staten Island, NY 10311 • 347.855.2238

7. All events subsequent to the date of the financial statements and for which U.S. GAAP requires adjustment or disclosure have been adjusted or disclosed.
8. There were no uncorrected misstatements that are material, both individually and in the aggregate, to the financial statements as a whole.
9. The effects of all known actual or possible litigation, claims, and assessments have been accounted for and disclosed in accordance with U.S. GAAP.W
10. Material concentrations have been appropriately disclosed in accordance with U.S. GAAP.
11. There were no guarantees, either written or oral, under which the organization is contingently liable, that are required to be recorded or disclosed in accordance with U.S. GAAP.

Non-Attest Services

In regard to the non-attest services provided by you, we have:

1. Assumed all management responsibilities.
2. Designated an individual with suitable skill, knowledge, or experience to oversee the services.
3. Evaluated the adequacy and results of the services performed.
4. Accepted responsibility for the results of the services.

As part of your audit, you prepared the draft financial statements and related notes and schedule of expenditures of federal awards. We have designated an individual with suitable skill, knowledge, or experience to oversee your services and have assumed all management responsibilities. We have reviewed, approved, and accepted responsibility for those financial statements and related notes.

Information Provided

1. We have provided you with:
 - a) Access to all information, of which we are aware, that is relevant to the preparation and fair presentation of the financial statements, such as records, documentation, and other matters.
 - b) Additional information that you have requested from us for the purpose of the audit.
 - c) Unrestricted access to persons within the entity from whom you determined it necessary to obtain audit evidence.
 - d) Minutes of the meetings of the governing board or summaries of actions of recent meetings for which minutes have not yet been prepared.
2. All material transactions have been recorded in the accounting records and are reflected in the financial statements.





3. We have disclosed to you the results of our assessment of the risk that the financial statements may be materially misstated as a result of fraud.
4. We have no knowledge of any fraud or suspected fraud that affects the organization and involves:
 - a) Management,
 - b) Employees who have significant roles in internal control, or
 - c) Others where the fraud could have a material effect on the financial statements.
5. We have no knowledge of any allegations of fraud or suspected fraud affecting the organization's financial statements communicated by employees, former employees, grantors, regulators, or others.
6. We have no knowledge of any instances of noncompliance or suspected noncompliance with laws and regulations whose effects should be considered when preparing financial statements. This includes the issue of the rent subsidy we receive from NYCDOE. We are subleasing our space from a related party that holds the underlying lease with the landlord of the space. The monthly payments that we make to the related party under the sublease agreement are more than the monthly payments that the related party makes to the landlord in the underlying lease. The difference covers the additional facility costs that are necessary for maintaining and operating the building. We have reviewed our sublease agreement with legal counsel and have been advised that it does not violate any applicable laws and regulations. All payments made to the School from NYCDOE for the rent subsidy have been or will be used on actual rent costs in compliance with the law.
7. We have disclosed to you all known actual or possible litigation, claims, and assessment whose effects should be considered when preparing the financial statement
8. We have disclosed to you the identity of the organization's related parties and all the related party relationships and transactions of which we are aware.
9. The organization has satisfactory title to all owned assets, and there are no liens or encumbrances on such assets nor has any asset been pledged as collateral.
10. We are responsible for compliance with the laws, regulations, and provisions of contracts and grant agreements applicable to us; and we have identified and disclosed to you all laws, regulations and provisions of contracts and grant agreements that we believe have a direct and material effect on the determination of financial statement amounts or other financial data significant to the audit objectives.
11. We have evaluated subsequent events through the report date including events related to the coronavirus disease 2019 (COVID-19) pandemic. We have concluded that there are no adjustments needed to the financial statements. The estimated potential future impact cannot be determined.
12. We have no plans or intentions to discontinue the operations of any program or discontinue any significant services or activities.

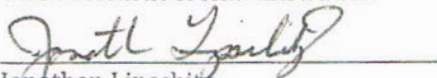
INTEGRATION CHARTER SCHOOLS


John W. Lavelle Preparatory Charter School • New Ventures Charter School • Nicotra Early College Charter School
Corporate Commons Two at 2 Teleport Drive, 2nd floor • Staten Island, NY 10311 • 347.855.2238

13. Integration Charter Schools is an exempt organization under Section 501(c)(3) of the Internal Revenue Code. Any activities of which we are aware that would jeopardize the Organization's tax-exempt status, and all activities subject to tax on unrelated business income or excise or other tax, have been disclosed to you and appropriately reported. All required filings with tax authorities are up-to-date.
14. We acknowledge our responsibility for presenting the supplementary information in accordance with U.S. GAAP, and we believe the supplementary information, including its form and content, is fairly presented in accordance with U.S. GAAP. The methods of measurement and presentation of the supplementary information have not changed from those used in the prior period, and we have disclosed to you any significant assumptions or interpretations underlying the measurement and presentation of the supplementary information.
15. There have been no instances that have occurred, or are likely to have occurred, of noncompliance with provision of contracts and grant agreements that we believe have a material effect on the determination of financial statement amounts or other financial data significant to the audit objectives.
16. There have been no instances that have occurred, or are likely to have occurred, of abuse that could be quantitatively or qualitatively material to the financial statements or other financial data significant to the audit objectives.
17. The organization has received a Paycheck Protection Program (PPP) loan. We intend to pursue forgiveness of the loan that is available under the PPP federal program.


Kenneth Byalin
President


Dana Volini
Vice President of Administration


Jonathan Lipschitz
Director of Finance


Priyanga Iddamalgoda
Controller



Annual Financial Statement Audit Report

School Name:	New Ventures Charter School
Date (Report is due Nov. 1):	November 1, 2020
Primary District of Location (If NYC select NYC DOE):	New York City Department of Education
If located in NYC DOE select CSD:	NYCSD #31
School Fiscal Contact Name:	Privanga Iddamalgoda
School Fiscal Contact Email:	[REDACTED]
School Fiscal Contact Phone:	[REDACTED]
School Audit Firm Name:	Schall & Ashenfarb, CPA's, LLC
School Audit Contact Name:	Stephen Smith
School Audit Contact Email:	[REDACTED]
School Audit Contact Phone:	[REDACTED]
Audit Period:	2019-20
Prior Year:	2018-19

The following items are required to be included:

- 1.) The independent auditor's report on financial statements and notes.
- 2.) Excel template file containing the Financial Position, Statement of Activities, Cash Flow and Functional Expenses worksheets.
- 3.) Reports on internal controls over financial reporting and on compliance.

The additional items listed below should be included if applicable. Please explain the reason(s) if the items are not included. Examples might include: a written management letter was not issued; the school did not expend federal funds in excess of the Single Audit Threshold of \$750,000; the management letter response will be submitted by the following date (should be no later than 30 days from the submission of the report); etc.

Item	If not included, state the reason(s) below (if not applicable fill in N/A):
Management Letter	attached
Management Letter Response	No response needed - no findings
Federal Single Audit (A-133)	No federal audit needed this - under threshold
Corrective Action Plan	No action plan needed this year - no findings

FILL IN GRAY CELLS
New Ventures Charter School
Statement of Financial Position
as of June 30

	<u>2020</u>	<u>2019</u>
<u>CURRENT ASSETS</u>		
Cash and cash equivalents	\$ 687,346	\$ 1,227,594
Grants and contracts receivable	29,660	-
Accounts receivables	-	-
Prepaid Expenses	158,770	-
Contributions and other receivables	-	-
Other current assets	-	<u>120,781</u>
TOTAL CURRENT ASSETS	875,776	1,348,375
<u>NON-CURRENT ASSETS</u>		
Property, Building and Equipment, net	\$ 1,025,205	\$ 289,705
Restricted Cash	50,156	-
Security Deposits	-	-
Other Non-Current Assets	-	-
TOTAL NON-CURRENT ASSETS	1,075,361	289,705
TOTAL ASSETS	<u>1,951,137</u>	<u>1,638,080</u>
<u>CURRENT LIABILITIES</u>		
Accounts payable and accrued expenses	\$ 222,000	\$ 8,407
Accrued payroll, payroll taxes and benefits	214,006	257,801
Current Portion of Loan Payable	-	-
Due to Related Parties	-	-
Refundable Advances	70,835	-
Deferred Revenue	-	-
Other Current Liabilities	-	-
TOTAL CURRENT LIABILITIES	506,841	266,208
<u>LONG-TERM LIABILITIES</u>		
Loan Payable; Due in More than One Year	\$ -	\$ (584)
Deferred Rent	-	-
Due to Related Party	-	-
Other Long-Term Liabilities	<u>556,800</u>	<u>-</u>
TOTAL LONG-TERM LIABILITIES	556,800	(584)
TOTAL LIABILITIES	<u>1,063,641</u>	<u>265,624</u>
<u>NET ASSETS</u>		
Unrestricted	\$ 881,723	\$ 669,431
Temporarily restricted	5,773	703,025
Permanently restricted	-	-
TOTAL NET ASSETS	<u>887,496</u>	<u>1,372,456</u>
TOTAL LIABILITIES AND NET ASSETS	<u>1,951,137</u>	<u>1,638,080</u>

CK - Should be zero

-

-

CHILD CARE SERVICES
New Ventures Charter School
Statement of Activities
as of June 30

	2020		
	Unrestricted	Temporarily Restricted	Total
OPERATING REVENUE			
State and Local Per Pupil Revenue - Reg. Ed	\$ 2,064,455	\$ -	\$ 2,064,455
State and Local Per Pupil Revenue - SPED	879,086	-	879,086
State and Local Per Pupil Facilities Revenue	464,881	-	464,881
Federal Grants	77,723	-	77,723
State and City Grants	42,558	-	42,558
Other Operating Income	-	-	-
Food Service/Child Nutrition Program	43,592	-	43,592
TOTAL OPERATING REVENUE	3,572,295	-	3,572,295
EXPENSES			
Program Services			
Regular Education	\$ 1,981,252	\$ -	\$ 1,981,252
Special Education	1,130,105	-	1,130,105
Other Programs	-	-	-
Total Program Services	3,111,357	-	3,111,357
Management and general	208,312	-	208,312
Fundraising	17,227	-	17,227
TOTAL EXPENSES	3,336,895	-	3,336,895
SURPLUS / (DEFICIT) FROM OPERATIONS	235,400	-	235,400
SUPPORT AND OTHER REVENUE			
Interest and Other Income	\$ -	\$ -	\$ -
Contributions and Grants	-	5,773	5,773
Fundraising Support	-	-	-
Investments	-	-	-
Donated Services	-	-	-
Other Support and Revenue	-	-	-
TOTAL SUPPORT AND OTHER REVENUE	-	5,773	5,773
Net Assets Released from Restrictions / Loss on Disposal of Assets	\$ -	\$ -	\$ -
CHANGE IN NET ASSETS	235,400	5,773	241,173
NET ASSETS - BEGINNING OF YEAR	\$ 1,453,061	\$ -	\$ 646,323
PRIOR YEAR/PERIOD ADJUSTMENTS	-	-	-
NET ASSETS - END OF YEAR	\$ 1,688,461	\$ 5,773	\$ 887,496

CK - Should be zero -

2019

Total

\$ 1,909,778
853,524
305,655
24,415
109,274
72,555
62,230
3,337,431

\$ 1,624,887
957,504
-
2,582,391
635,894
73,085
3,291,370

46,061

\$ -
-
-
-
-
-
-

\$ -

46,061

\$ 600,262
-

\$ 646,323

FILL IN GRAY CELLS
New Ventures Charter School
Statement of Cash Flows

as of June 30

	2020	2019
CASH FLOWS - OPERATING ACTIVITIES		
Increase (decrease) in net assets	\$ 241,173	\$ 46,061
Revenues from School Districts	-	-
Accounts Receivable	2,367	(49,259)
Due from School Districts	-	-
Depreciation	(176,795)	97,952
Grants Receivable	-	-
Due from NYS	-	(6,067)
Grant revenues	-	-
Prepaid Expenses	-	439
Accounts Payable	222,000	171,173
Accrued Expenses	214,006	-
Accrued Liabilities	-	-
Contributions and fund-raising activities	-	-
Miscellaneous sources	-	-
Deferred Revenue	-	-
Interest payments	-	-
Other	-	-
Other	-	-
NET CASH PROVIDED FROM OPERATING ACTIVITIES	\$ 502,751	\$ 260,299
CASH FLOWS - INVESTING ACTIVITIES	\$ -	\$ (289,705)
Purchase of equipment	-	(289,705)
Other	-	-
NET CASH PROVIDED FROM INVESTING ACTIVITIES	\$ -	\$ (289,705)
CASH FLOWS - FINANCING ACTIVITIES	\$ -	\$ -
Principal payments on long-term debt	-	-
Other	-	-
NET CASH PROVIDED FROM FINANCING ACTIVITIES	\$ -	\$ -
NET (DECREASE) INCREASE IN CASH AND CASH EQUIVALENTS	\$ 502,751	\$ (29,406)
Cash at beginning of year	1,227,594	1,257,000
CASH AND CASH EQUIVALENTS AT END OF YEAR	\$ 1,730,345	\$ 1,227,594

FILL IN GRAY CELLS
New Ventures Charter School
Statement of Functional Expenses
as of June 30

	No. of Positions	2020							2019	
		Program Services				Supporting Services			Total	Total
		Regular	Special	Other Education	Total	Fundraising	Management and	Total		
\$	\$	\$	\$	\$	\$	\$	\$	\$	\$	
Personnel Services Costs										
Administrative Staff Personnel	-	117,962	66,353	-	184,315	-	-	-	184,315	181,446
Instructional Personnel	-	915,420	514,924	-	1,430,344	-	-	-	1,430,344	1,429,530
Non-Instructional Personnel	-	224,979	114,463	-	339,442	3,947	51,311	55,258	394,700	336,856
Total Salaries and Staff	-	1,258,361	695,740	-	1,954,101	3,947	51,311	55,258	2,009,359	1,947,832
Fringe Benefits & Payroll Taxes		321,763	163,704	-	485,467	5,645	73,384	79,029	564,496	516,236
Retirement		1,056	537	-	1,594	19	241	259	1,853	77,077
Management Company Fees		-	-	-	-	-	-	-	-	-
Legal Service		-	-	-	-	-	18,925	18,925	18,925	7,265
Accounting / Audit Services		-	-	-	-	-	21,298	21,298	21,298	17,075
Other Purchased / Professional /		4,469	3,169	-	7,638	81	406	488	8,126	9,111
Building and Land Rent / Lease		231,708	164,302	-	396,010	4,213	21,064	25,277	421,287	317,082
Repairs & Maintenance		20,897	14,818	-	35,714	380	1,900	2,280	37,994	44,552
Insurance		11,914	6,062	-	17,976	209	2,717	2,926	20,902	21,985
Utilities		20,516	14,547	-	35,063	373	1,865	2,238	37,301	39,994
Supplies / Materials		18,952	10,661	-	29,613	-	-	-	29,613	40,669
Equipment / Furnishings		9,673	6,859	-	16,533	-	1,055	1,055	17,588	28,821
Staff Development		16,108	11,422	-	27,531	-	1,757	1,757	29,288	17,237
Marketing / Recruitment		-	-	-	-	-	7,691	7,691	7,691	7,622
Technology		3,622	2,569	-	6,191	66	329	395	6,586	4,755
Food Service		17,098	9,618	-	26,716	-	-	-	26,716	12,594
Student Services		40,200	22,613	-	62,813	-	-	-	62,813	101,053
Office Expense		4,914	3,484	-	8,398	89	447	536	8,934	9,598
Depreciation		-	-	-	-	-	-	-	-	-
OTHER		-	-	-	-	2,205	3,920	6,125	6,125	71,312
Total Expenses		\$ 1,981,252	\$ 1,130,105	\$ -	\$ 3,111,357	\$ 17,227	\$ 208,312	\$ 225,538	\$ 3,336,895	\$ 3,291,870

Integration Charter Schools Budget

Fiscal Year 2019 - 2020

Account	Mid-High School (48%)	Elem. School (22%)	NVCS (17%)	NECCS (13%)	RPCS
ICS Allocation	0.48	0.22	0.17	0.13	
Student Population					
Total Student Population	520	238	180	144	
Special Education (Sub) Population	198	90	67	40	
% of Special Education Students					
Income					
State Grants					
4001 Per Pupil Allocations	7,978,100	3,651,515	2,616,300	2,279,088	
4003 Rental Assistance	398,905	985,909	438,189	555,522	
4004 Per Pupil Allocations for SPED	3,575,878	1,636,652	1,205,230	729,653	
4002 PP Revenue (Additional)	100,360	45,934	34,740	27,792	
4005 NYSTL	41,600	19,040	14,400	11,520	
4008 DYCD Grant	293,000				
4012 Other (Spe.Leg. Grant/other)	4,800	2,200	1,700	1,300	470,625
4011 State Meal Reimbursement	12,000	5,500	4,250	3,250	
Total State Grants	12,404,643	6,346,750	4,314,810	3,608,125	470,625
Federal Grants					
4101 IDEA for SPED	155,000.00	71,000.00	44,000.00	35,000	
4103 E-Rate for Tech/Comm	5,500.00	2,500.00	2,500.00	2,500	
4104 Title I	148,961.56	74,480.78	35,000.00	38,000	
4106 Title IIA	8,390.27	4,195.13			
4107 Title IVA	12,734.70	6,425.24	15,000.00	9,000	
4108 Federal Meal Reimbursement	161,420.00	72,000.00	25,000.00	32,000	
Total Federal Grants	492,006.52	230,601.15	121,500.00	116,500	-
Contributions					
4201 PTA Fundraising					
4202 In-Kind Legal Support	-	-	-		
4203 Restricted Contributions	-	-	50,000		
4204 Unrestricted Contributions	-	-	-		
4205 Fundraising Events-Gala	24,000	11,000	8,500	6,500	
4207 Annual Appeal	-	-	-		
Total Contributions	24,000	11,000	58,500	6,500	-
Miscellaneous Income					
4301 Interest Income	5,760	2,640	2,040	1,560	

Account	Mid-High School (48%)	Elem. School (22%)	NVCS (17%)	NECCS (13%)	RPCS
4303 Rental Income			-		
4304 Student Meal Fees			-		
Total Miscellaneous Income	5,760	2,640	2,040	1,560	-
Total Income	12,926,410	6,590,991	4,496,850	3,732,685	470,625

Account		Mid-High School (48%)	Elem. School (22%)	NVCS (17%)	NECCS (13%)	RPCS
Expenses						
Compensation						
Instructional Staff						
5102	Senior Management (Inst.I)	200,880	92,070	71,145	54,405	46,500
5103	Principals	85,000	129,780	139,050	154,500	85,000
5104	Asst. Principals	210,000	117,588		52,500	
5105	Leadership	220,000	70,000	61,650	38,000	
5106	Classroom Teachers	3,276,000	1,499,400	1,025,100	820,080	
5107	ELL teachers	55,000	55,000	5,000	30,000	
5117	Psychologist	12,000	5,500	4,250	3,250	
5109	Substitutes	50,000	25,000	5,000	15,000	
5110	Assistant Teachers	1,280,276	585,972	394,634	315,708	
5112	Startup Teachers	45,000	26,000	12,000	12,000	
5113	Startup Assist. Teachers	12,000	8,000	5,000	5,000	
5123	Saturday School/Afterschool	35,000	60,000	4,000	8,000	
5115	Summer School	85,000	10,000	68,000	55,000	
5114	Principal Assistant	50,000	40,000	50,000	42,000	
5116	Social Workers	370,786	169,943	131,320	100,421	
5118	College Guidance Advisor	42,000		28,000		
5119	School Aide Coach	27,192	12,463	9,631	7,365	
5125	Wellness Coach	20,400	9,350	7,225	5,525	
5120	School Aides	176,750	75,750.00	25,000	50,500	
5121	Senior Educators	45,504	20,856	16,116	12,324	
Total Instructional Staff		6,253,283	2,991,817	2,046,004.88	1,769,253	131,500
Non-Instructional Staff						
5201	Senior Management	734,400	336,600	260,100	198,900	170,000
5202	Administrative Support	273,600	125,400	96,900	74,100	30,000
5206	IT Support	122,400	56,100	43,350	33,150	45,000
5203	Finance Support	67,200	30,800	23,800	18,200	
5204	Safety Officer	230,400	105,600	81,600	62,400	
5205	Cafeteria	75,840	34,760	26,860	20,540	
Total Non-Instructional Staff		1,503,840	689,260	532,610	407,290	245,000
Incentives						
5301	Incentive Bonus					
5302	Safe Sick Time	35,000	25,000	18,000	11,000	
5303	Performance Bonuses					
5304	Leadership Stipends					

Account	Mid-High School (48%)	Elem. School (22%)	NVCS (17%)	NECCS (13%)	RPCS
Total Incentives	35,000	25,000	18,000	11,000	
Total Salaries	7,792,123	3,706,077	2,596,615	2,187,543	376,500
Benefits					
5401 NY State Unemployment Insurance					
5402 Social Security - ER Expenses					
5404 Medicare - EmployER Expenses					
5405 Worker's Compensation Expense					
5408 NY Disability					
5409 Medical Insurance					
5410 Dental Insurance					
5411 Vision Insurance					
5412 STD, LTD and Life Insurance					
5413 Retirement 401(k) Fees					
5414 Retirement 401(k) Match					

Account	Mid-High School (48%)	Elem. School (22%)	NVCS (17%)	NECCS (13%)	RPCS
Total Benefits	2,103,873	1,000,641	649,154	590,637	94,125
Total Compensation	9,895,997	4,706,718	3,245,769	2,778,180	470,625
Administrative Expenses					
6001 Office Supplies	3,840	1,760	1,360	1,040	
6002 Office Furniture (Non-Asset)	3,360	1,540	1,190	910	
6003 Office Equipment (Non-Asset)	2,940	1,500	960	600	
6004 Copier & Printer	12,480	5,720	4,420	3,380	
6006 Postage & Delivery	1,920	880	680	520	
6007 Insurance - General	55,200	25,300	19,550	14,950	
6008 Insurance - ERISA	1,440	660	510	390	
Total Administrative Expenses	81,180	37,360	28,670	21,790	-
Professional Services					
6101 Audit Fees	40,800	18,700	14,450	11,050	
6102 Payroll Services	31,200	14,300	11,050	8,450	
6103 Legal Services	48,000	22,000	17,000	13,000	
Total Professional Services	120,000	55,000	42,500	32,500	-
Professional Development					
6301 Instructional Staff PD	3,840	1,760	1,360	1,040	
6302 Staff Lunch/Retreat	12,000	5,500	4,250	3,250	
6303 Non-instructional staff PD	960	440	340	260	
6304 Travel for PD	960	440	340	260	
6305 Tuition Reimbursement	52,800	24,200	18,700	14,300	
6306 Board Development	5,760	2,640	2,040	1,560	
Total Professional Development	76,320	34,980	27,030	20,670	-
Staff/Student Recruitment					
6401 Staff Recruitment	1,728	792	612	468	
6402 Student Recruitment	16,800	7,700	5,950	4,550	
Total Staff/Student Recruitment	18,528	8,492	6,562	5,018	-
Fundraising Expenses					
6501 Mailings & Postage	1,440	660	510	390	
6502 Events-Gala	14,400	6,600	5,100	3,900	
6503 Fundraising-Other	3,360	1,540	1,190	910	
6504 Community Relations	9,600	4,400	3,400	2,600	
6505 Govt. Grant Writing Services	720	330	255	195	
Total 6500 Fundraising Expenses	29,520	13,530	10,455	7,995	-
7100 Curriculum & Classroom Expenses					
7001 Library Materials	525	350		500	

Account		Mid-High School (48%)	Elem. School (22%)	NVCS (17%)	NECCS (13%)	RPCS
7002	Curricu Textb & Other Curric	91,000	41,650	31,500	25,200	
7003	Instrl Equit (Non-Asset)	13,000	5,950	13,500	5,400	
7004	Sta.Test Materials/Assesmt	26,000	13,000	9,000	7,200	
7005	Student Field Trips	10,400	4,760	3,600	2,880	
7006	Classroom Supplies	13,000	5,950	4,500	3,600	
7007	Art/Music Supplies (Non-Asset)	2,600	1,190	900	720	
7008	Honors Program Curriculum	20,000	-			
7015	Student Transportation			100,000		
7009	Physical Mov/Recess Supplies	1,560	714	540	432	
7010	NYSTL Expenses	41,600	19,040	14,400	11,520	
7013	Student Incentive Points Store	3,000	2,000	500	1,000	
7017	Sports Team Expenses	1,500	500	-	1,000	
7020	7120 Afterschool Program Expenses	293,000	50,000			
7018	Copy Machine/Printer Other	21,600	9,900	7,650	5,850	
7021	Student Meals Expense	225,000	90,000	30,000	45,000	
Total Classroom Expenses		763,785	245,004	216,090.00	110,302.00	-
Facility						
8001	Rent	1,244,707	741,804	438,189	555,522	
8002	Trailer Related Exp - Portapotty	-	100,000	-		
8003	Fire Safe Monitoring	-	8,000	-		
8007	Repairs & Maintenance	25,000	10,000	5,000	8,000	
8010	Janitorial Service	80,000	80,000	20,000		
8011	Janitorial Supplies	15,000	20,000	5,000	10,000	
8012	Utilities	107,400	90,000	51,000	-	
8013	Facility expense - other	1,740	780	480	750	
Total Facility		1,473,847	1,050,584	519,669	574,272	-
Tech/Communication Expenses						
8101	Telephone Expenses	5,760	2,640	2,040	1,560	
8102	Mobile Phone Expenses	960	440	340	260	
8103	Internet Connectivity Expenses	7,200	3,300	2,550	1,950	
8104	Network Mainte/Tech Support	5,760	2,640	2,040	1,560	
8107	Technology Supplies (SIS)	10,560	4,840	3,740	2,860	
Total Technology Expenses		30,240	13,860	10,710	8,190	-
8800 Miscellaneous Expenses						
8801	Bank Service Charges					
8802	Interest/Late Charges	68,056				
8804	Interest Construction Loan	-	34,000	33,000	33,000	

Account	Mid-High School (48%)	Elem. School (22%)	NVCS (17%)	NECCS (13%)	RPCS
Total Miscellaneous Expenses	68,056	34,000	33,000	33,000	-
8901 Depreciation Expense	80,000	60,000	30,000	30,000	
8903 Amortization Expense	2,400	1,150	4,000	500	
Total Expenses	12,639,873.00	6,260,677.25	4,174,455.00	3,622,416.85	470,625.00
Net Income	286,537	330,314	322,395	110,268	-

Account	Mid-High School (48%)	Elem. School (22%)	NVCS (17%)	NECCS (13%)	RPCS
Net Projected Income - FY 19-20	12,926,410	6,590,991	4,496,850	3,732,685	
Net Projected Expenses - FY 19-20	12,639,873	6,260,677	4,174,455	3,622,417	
Net Income Before Depreciation & Amor.	366,537	390,314	352,395	140,268	
Long Term Loan Payable Reservation Payment	33,189	-	-		
Total Loan/Other Payment	33,189	0	0	0	
Capital expenditures: Smart Board and Projectors Space 3 Leasehold Improvement					
Total capital expenses	-	-	-	-	
Net Income Before Depreciation & Amor.	366,537	390,314	352,395	140,268	
Net Cash Surplus (Deficit)	333,348	390,314	352,395	140,268	

Account	Mid-High School (48%)	Elem. School (22%)	NVCS (17%)	NECCS (13%)	RPCS
----------------	----------------------------------	-------------------------------	-----------------------	------------------------	-------------

FY 19-20 Total Budget
1,082
395
16,525,003
2,378,525
7,147,413
208,826
86,560
293,000
480,625
25,000
27,144,953
305,000
13,000
296,442
43,160
290,420
948,022
50,000
50,000
100,000
12,000

FY 19-20 Total Budget
12,000
28,217,561

FY 19-20 Total Budget	
	465,000
	593,330
	380,088
	389,650
	6,620,580
	145,000
	25,000
	95,000
	2,576,590
	95,000
	30,000
	107,000
	218,000
	182,000
	772,470
	70,000
	56,650
	42,500
	328,000
	94,800
	13,286,658
	1,700,000
	600,000
	300,000
	140,000
	480,000
	158,000
	3,378,000
	89,000
	0
	0

FY 19-20 Total Budget
89,000
16,753,658

FY 19-20 Total Budget
4,438,429
21,192,088
8,000
7,000
6,000
26,000
4,000
115,000
3,000
169,000
85,000
65,000
100,000
250,000
8,000
28,000
2,000
2,000
110,000
12,000
162,000
3,600
35,000
38,600
3,000
30,000
7,000
20,000
1,500
61,500
1,375

FY 19-20 Total Budget
189,350
37,850
55,200
21,640
27,050
5,410
20,000
100,000
3,246
86,560
6,500
3,000
343,000
45,000
390,000
1,335,181
2,980,222
100,000
8,000
48,000
180,000
50,000
248,400
3,750
3,618,372
12,000
2,000
15,000
12,000
22,000
63,000
68,056
100,000

FY 19-20 Total Budget
168,056
200,000
8,050
27,257,797
959,763

FY 19-20 Total Budget

28,217,561
27,257,797

1,159,763

33,189

33,189

30,000

1,000,000

1,030,000

1,159,763

96,574

**FY 19-20 Total
Budget**

Integration Charter Schools Budget

Fiscal Year 2020-2021

Account		LP Middle School (29%)	LP High School (17%)	Elem. School (25%)	NVCS (15%)	NECCS (15%)
ICS Allocation		0.29	0.17	0.25	0.14	0.15
Student Population						
	Total Student Population	328	192	280	152	170
	Special Education (Sub) Population	115	67	98	53	51
	% of Special Education Students	35%	35%	35%	35%	30%
Income						
State Grants						
4001	Per Pupil Allocations	5,024,238	2,941,018	4,288,984	2,205,763	2,604,026
4003	Rental Assistance	-	459,534	1,286,695	698,492	781,208
4004	Per Pupil Allocations for SPED	2,077,484	1,216,088	1,773,462	962,736	922,924
4002	PP Revenue (Additional)					
4005	NYSTL	19,680	11,520	16,800	9,120	10,200
4008	DYCD Grant	293,000				
4012	Other (Spe.Leg. Grant/other)	2,923	1,711	2,496	1,355	1,515
4011	State Meal Reimbursement	7,308	4,278	6,239	3,387	3,788
Total State Grants		7,424,634	4,634,149	7,374,676	3,880,853	4,323,661
Federal Grants						
4101	IDEA for SPED	91,840	53,760	78,400	42,560	40,800
4103	E-Rate for Tech/Comm	24,600	14,400	21,000	11,400	12,750
4104	Title I	73,472	24,192	68,600	37,240	41,650
4106	Title IIA	8,200	4,800	7,000	3,800	4,250
4107	Title IVA	8,200	4,800	7,000	3,800	4,250
4108	Federal Meal Reimbursement	91,840	53,760	58,800	26,600	35,700
	PPP Loan (Paycheck Protection Prog.)	1,017,396	595,549	868,509	471,476	527,309
Total Federal Grants		1,315,548	751,261	1,109,309	596,876	666,709
Contributions						
4201	PTA Fundraising	-	-	-	-	-
4202	In-Kind Legal Support	-		-	-	
4203	Restricted Contributions	-		-	50,000	
4204	Unrestricted Contributions	-		-	-	

4205	Fundraising Events-Gala	14,617	8,556	12,478	6,774	7,576
4207	Annual Appeal	-		-	-	
Total Contributions		14,617	8,556	12,478	56,774	7,576
Miscellaneous Income						
4301	Interest Income	3,508	2,053	2,995	1,626	1,818
4303	Rental Income				-	
4304	Student Meal Fees				-	
Total Miscellaneous Income		3,508	2,053	2,995	1,626	1,818
Total Income		8,758,307	5,396,019	8,499,456	4,536,128	4,999,764
Expenses						
Compensation						
Instructional Staff						
5102	Senior Management (Inst.I)	93,547	54,759	79,857	43,351	48,485
5103	Principals	87,036	122,500	142,100	151,900	137,917
5104	Asst. Principals	91,000		105,000		105,000
5105	Leadership	75,000	85,000	30,000	70,000	
5106	Classroom Teachers (Totals)					
	Dual Upper	729,000	567,000	0	243,000	162,000
	Dual Elementary	0	0	1,065,000	0	0
	Co-Content	476,000	340,000	68,000	340,000	476,000
	Co-Sped	476,000	340,000	68,000	340,000	476,000
	Non-Core	520,000	260,000	455,000	130,000	195,000
5107	ELL teachers	56,650	0	56,650	20,000	30,900
5117	Psychologist	0	0	0	0	0
5109	Substitutes	24,600	14,400	10,000	3,800	4,250
5110	Assistant Teachers	432,000	324,000	648,000	180,000	144,000
5112	Startup Teachers					
5113	Startup Assist. Teachers					
5115	Summer School	14,000	5,000	12,000	20,000	5,000
	AfterSchool Salaries	150,000		130,000		
5114	Principal Assistant/Receptionist	28,000	28,000	50,000	50,000	45,000
5116	Social Workers	220,000	132,000	220,000	88,000	132,000
	Speech Language Pathologist	0	0	0	0	0
5118	College Guidance Advisor	0	0	0	0	0
5119	Future Teacher Coordinator					

5125	Wellness Coach	7,898	5,245		5,954	
5120	School Aides					
5121	Senior Educators					
Total Instructional Staff		3,480,732	2,277,905	3,139,607	1,686,005	1,961,552
Non-Instructional Staff						
5201	Senior Management	420,963	246,417	359,358	195,080	218,182
5202	Operations Support	61,390	35,936	52,406	28,449	31,818
	HR Support	53,205	31,144	45,419	24,656	27,576
	Student Services Support	28,649	16,770	24,456	13,276	14,848
	External Affairs/Communication Support	38,296	22,417	32,692	17,747	19,848
	Data Support	12,278	7,187	10,481	5,690	6,364
	Facility Support	32,157	18,824	27,451	14,902	16,667
5206	IT Support	108,164	63,316	92,335	50,125	56,061
5203	Finance Support	46,774	27,380	39,929	21,676	24,242
5204	Safety Officer	158,425	86,334	138,717	58,160	131,439
5205	Cafeteria	39,758	23,273	33,939	18,424	20,606
Total Non-Instructional Staff		1,000,058	578,997	857,184	448,185	567,652
Incentives						
5301	Incentive Bonus					
5302	Safe Sick Time	24,600	14,400	21,000	11,400	12,750
5304	Leadership Stipends					
Total Incentives		24,600	14,400	21,000	11,400	12,750
Total Salaries		4,505,390	2,871,302	4,017,791	2,145,590	2,541,953
Benefits						
5401	NY State Unemployment Insurance					
5402	Social Security - ER Expenses					
5404	Medicare - EmployER Expenses					
5405	Worker's Compensation Expense					
5408	NY Disability					
5409	Medical Insurance					
5410	Dental Insurance					
5411	Vision Insurance					
5412	STD, LTD and Life Insurance					
5413	Retirement 401(k) Fees					
5414	Retirement 401(k) Match					
Total Benefits		1,306,563	832,678	1,165,159	579,309	711,747

Total Compensation	5,811,953	3,703,980	5,182,950	2,724,899	3,253,700
Administrative Expenses					
6001 Office Supplies	2,624	1,536	2,240	1,216	1,360
6002 Office Furniture (Non-Asset)	1,312	768	1,120	608	680
6003 Office Equipment (Non-Asset)	1,312	768	1,120	608	680
6004 Copier & Printer	7,216	4,224	6,160	3,344	3,740
6006 Postage & Delivery	1,312	768	1,120	608	680
6007 Insurance - General	45,920	26,880	39,200	21,280	23,800
6008 Insurance - ERISA	1,312	768	1,120	608	680
Total Administrative Expenses	61,008	35,712	52,080	28,272	31,620
Professional Services					
6101 Audit Fees	24,600	14,400	21,000	11,400	12,750
6102 Payroll Services	16,400	9,600	14,000	7,600	8,500
6103 Legal Services	19,680	11,520	16,800	9,120	10,200
Total Professional Services	60,680	35,520	51,800	28,120	31,450
Professional Development					
6301 Instructional Staff PD	1,968	1,152	1,680	912	1,020
6302 Staff Lunch/Retreat	7,216	4,224	6,160	3,344	3,740
6303 Non-instructional staff PD	328	192	280	152	170
6304 Travel for PD	656	384	560	304	340
6305 Tuition Reimbursement	16,400	9,600	14,000	3,800	4,250
6306 Board Development	2,046	1,198	1,747	948	1,061
Total Professional Development	28,614	16,750	24,427	9,460	10,581
Staff/Student Recruitment					
6401 Staff Recruitment	1,640	960	1,400	760	850
6402 Student Recruitment	13,120	1,920	11,200	6,080	6,800
Total Staff/Student Recruitment	14,760	2,880	12,600	6,840	7,650
Fundraising Expenses					
6501 Mailings & Postage	984	576	840	456	510
6502 Events-Gala	8,770	5,134	7,487	4,064	4,545
6503 Fundraising-Other	2,923	1,711	2,496	1,355	1,515
6504 Community Relations	5,847	3,422	4,991	2,709	3,030
6505 Govt. Grant Writing Services	292	171	250	135	152
Total 6500 Fundraising Expenses	18,816	11,015	16,063	8,720	9,752
7100 Curriculum & Classroom Expenses					

7001	Library Materials	984	576	840	456	510
7002	Curricu Textb & Other Curric	65,600	38,400	56,000	45,600	42,500
7003	Instrl Equit (Non-Asset)	12,300	14,400	28,000	15,200	12,750
7004	Sta.Test Materials/Assesmt	11,480	6,720	9,800	5,320	5,950
7005	Student Field Trips	6,560	3,840	5,600	3,040	3,400
7006	Classroom Supplies	8,200	4,800	7,000	3,800	4,250
7007	Art/Music Supplies (Non-Asset)	1,640	960	1,400	760	850
7008	Honors Program Curriculum			-		
7015	Student Transportation				85,000	
7009	Physical Mov/Recess Supplies	1,640	960	1,400	760	850
7010	NYSTL Expenses	18,696	10,944	15,960	8,664	9,690
7013	Student Incentive Points Store	1,968	1,152	1,680		1,020
7017	Sports Team Expenses	1,640	960		-	
7020	Afterschool Program Expenses	143,000		10,000		
7018	Copy Machine/Printer Other	16,078	9,412	13,725	7,451	8,333
7021	Student Meals Expense	90,200	38,400	77,000	19,000	34,000
Total Classroom Expenses		379,986	131,524	228,405	195,050.98	124,103.33
Facility						
8001	Rent	1,024,226	646,675	1,761,867	800,210	916,168
8007	Repairs & Maintenance	13,120	9,600	7,000	5,320	4,250
8010	Janitorial Service	65,600	38,400	56,000	30,400	34,000
8011	Janitorial Supplies	13,120	7,680	14,000	6,080	8,500
8012	Utilities/Common Charges	133,300	81,700	84,000	38,000	42,500
8013	Facility expense - other	984	576	840	456	510
Total Facility		1,250,350	784,631	1,923,707	880,466	1,005,928
Tech/Communication Expenses						
8101	Telephone Expenses	8,200	4,800	7,000	3,800	4,250
8102	Mobile Phone Expenses	984	576	840	456	510
8103	Internet Connectivity Expenses	4,920	2,880	4,200	2,280	2,550
8104	Network Mainte/Tech Support	3,280	1,920	2,800	1,520	1,700
8107	Technology Supplies (SIS)	4,920	2,880	4,200	2,280	2,550
Total Technology Expenses		22,304	13,056	19,040	10,336	11,560
Miscellaneous Expenses						
8801	Bank Service Charges/PPP Interest	9,043	5,294	7,720	4,191	4,687
8802	Interest/Late Charges	43,556	24,500			

8804	Interest Construction Loan	-		41,454	21,168	24,696
8901	Depreciation Expense	29,234	17,112	24,955	13,547	15,152
8902	Reserve	584,670	342,246	499,109	270,945	303,030
8903	Amortization Expense					
	PPP Loan Payments (No Forgiveness)	438,503	256,684	374,332	203,209	227,273
Total Miscellaneous Expenses		1,105,006	645,837	947,570	513,059	574,838
Total Expenses		8,753,478	5,380,904	8,458,643	4,405,224	5,061,182
Net Income		4,828	15,116	40,814	130,904	(61,419)

Long Term Loan Payable	41,159		-	-	
Reservation Payment					
Total Loan/Other Payment	41,159	0	0	0	0

Capital expenditures:
Smart Board and Projectors
Additional Space Leasehold
Improvement

Total capital expenses	-	-	-	-	-
-------------------------------	----------	----------	----------	----------	----------

Net Income Before Depreciation & Amor.	34,062	32,228	65,769	144,451	(46,267)
Net Cash Surplus (Deficit)	(19,218)	40,071	65,769	144,451	(46,267)

RPCS (8%)	FY 20-21 Total Budget
0.00	100%
0	1,122
0	384
-	17,064,029
-	3,225,929
-	6,952,695
	0
-	67,320
	293,000
916,064	926,064
-	25,000
916,064	28,554,036
-	307,360
-	84,150
-	245,154
-	28,050
-	28,050
-	266,700
	3,480,238
-	4,439,702
	0
	50,000

-	50,000
-	100,000
-	12,000
-	12,000
916,064	33,105,738
41,100	361,100
140,000	781,453
	301,000
	260,000
	1,701,000
	1,065,000
	1,700,000
	1,700,000
35000	1,595,000
-	164,200
0	0
0	57,050
0	1,728,000
0	0
-	0
-	56,000
0	201,000
40,000	832,000
0	0
-	0
0	0



3 1.03

1065000
68000
68000
455000
1656000

1500
5400
4500
936
12336

0	19,097
-	0
256,100	12,521,901
210,000	1,650,000
24,600	234,600
0	182,000
0	98,000
0	131,000
0	42,000
0	110,000
0	370,000
0	160,000
0	573,076
0	136,000
234,600	3,686,676
	0
0	84,150
	0
0	84,150
490,700	16,572,726
132,489	4,727,945

12
0
0
0
0
0
0
0
3
0
0
0
0

623,189	21,300,672
15,000	23,976
20,000	24,488
0	4,488
0	24,684
0	4,488
0	157,080
0	4,488 *
35,000	243,692
0	84,150
0	56,100
9,375	76,695
9,375	216,945
5,000	11,732
0	24,684
0	1,122
0	2,244
0	48,050
0	7,000
5,000	94,832
6,000	11,610
28,000	67,120
34,000	78,730
0	3,366
0	30,000
0	10,000
0	20,000
0	1,000
-	64,366

-	3,366
100,000	348,100
31,000	113,650
-	39,270
-	22,440
10,000	38,050
-	5,610
	0
	85,000
-	5,610
-	63,954
-	5,820
	2,600
	153,000
0	55,000
0	258,600
141,000.00	1,200,070
-	5,149,147
47,500	86,790
-	224,400
-	49,380
	379,500
15,000	18,366
62,500	5,907,583
0	28,050
0	3,366
0	16,830
0	11,220
6,000	22,830
6,000	82,296
	30,935
	68,056

	87,318	
-	100,000	
-	2,000,000	
	0	
	1,500,000	
-	3,786,309	
916,064	32,975,495	
-	130,244	

41,159

0 41,159

150,000
150,000 150,000

- 230,244
(50,000) 39,085

Rent	12 months	actuals	
cc1/cc2	1466397 middle/upper	1466397	
cc3-3	1543204	1157403	Assumes start paying in October
cc3-4	1543204	900202.3	Assumes start paying in December
cc3-5	1543204	1286003	Assumes start paying in September
trailers	550000 elem	137500	Assumes stop paying in October
trailer lot	66000 elem	66000	Assumes stop paying in October
eltingville	352000 neccs	74333.33	
office	10500/m	52500	Assumes stop paying in December
	7064009	5140339	

elem:	91667	nic	74334	nv
	66000		3360	
	14700		643001.5	
	1157403		195472.6	
	432097.3			
	1761867		916168.1	

1543204

1543204

1543204

4629612

5460	ms	12180	hs	7140	
578701.5		909166.1		557230.9	
216048.6		102880.3		82304.24	
800210.1		1024226		646675.1	5149147

alt

RPCS - 108 students, 30% sped		
NVCS - 165 students, 35% sped		
Nicotra - 230 students, 30% sped	228	19 kids in a class
LP elem - 340 students, 35% sped	360	18 kids in a class
Lp upper - 510 students, 35% sped	520	18 kids in a class in 6 & 7

Al

20	
30	540

12.77778
12.10526

228

Core Teacher FTE Needs /Estimates 2020-2021

LPU High School

<u>ELA - I</u>	Total 7
1 Dual	1
3 Co-teaching pairs	6

<u>Math -</u>	Total 5
3 Dual	3
1 Co-teaching pair	2

<u>Sci -</u>	Total 7
1 Dual	1
3 Co-teaching pairs	6

<u>SS -</u>	Total 6
2 Dual	2
2 Co-teaching pairs	4

LPU Middle School

<u>ELA</u>	Total 8
4 Dual	4
2 Co- teaching pairs	4

<u>Math</u>	Total 10
2 Dual	2
4 Co- teaching pairs	8

<u>Sci</u>	Total 8
2 Dual	2
3 co-teaching pairs	6

<u>SS</u>	Total 9
1 Dual	1
4 Co- teaching pairs	8

LP Totals

<u>dual</u>	16
co teachers	44

Nicotra (Based on 285) -

ELA

4 Co-teaching pairs (may need 3 pairs for less kids since there are 2 pairs currently for 180 kids)

Math

1 Dual

3 Co-teaching pairs (may need 2 pairs for less kids since there is 1 pair currently for 180 kids)

SS

1 Dual

3 co-teaching pairs (may need 2 pairs for less kids since there is 1 pair currently for 180 kids)

SCI

1 Dual

3 co-teaching pairs (may need 2 pairs for less kids since there is 1 pair currently for 180 kids)

Total 8	LPE (based on 340 kids) 28 FTE needed	Total 32
8	24 Dual	24
	4 Co-teaching pairs	8

Total 7
1
6

Total
6

Total 7
1
6

1= FTE

1 co teach pair= 2 FTE

		LPUS	LPUS Salary Estimates	LPES	LPES Salary Estimates	NVCS
Student Population						
	Total Student Population	510		340		165
Core Teachers:						
	Dual Co-teaching Pairs			24 4	\$ 1,800,000 \$ 528,000	
ELA	Dual Co-teaching Pairs	3 5	\$ 225,000 \$ 660,000			
Math	Dual Co-teaching Pairs	5 3	\$ 375,000 \$ 396,000			
Science	Dual Co-teaching Pairs	5 5	\$ 375,000 \$ 660,000			
Social Studies	Dual Co-teaching Pairs	3 6	\$ 225,000 \$ 792,000			
Non-core teachers						
Teacher Assistants				16	\$ 576,000	
Totals			\$ 3,708,000		\$ 2,904,000	

1= FTE

1 co teach pair= 2 FTE

NVCS Salary Estimates	NECCS	NECCS Salary	RPCS	RPCS Salary Estimates	Total FTE	Basae Salary
	230 (Based on 285)		108			
					24	\$ 75,000
					8	\$ 66,000
	0	0	1	\$ 75,000	4	\$ 75,000
	4	\$ 528,000	1	\$ 132,000	20	\$ 66,000
	1	75000	1	\$ 75,000	7	\$ 75,000
	3	\$ 396,000	1	\$ 132,000	14	\$ 66,000
	1	75000	0	\$ -	6	\$ 75,000
	3	\$ 396,000	1	\$ 132,000	18	\$ 66,000
	1	75000	0	\$ -	4	\$ 75,000
	3	\$ 396,000	1	\$ 132,000	20	\$ 66,000
			4	\$ 240,000	4	\$ 60,000
			4	\$ 144,000	20	\$ 36,000
\$ -		\$ 1,941,000		\$ 1,062,000		

ICS Salary Totals	
\$	1,800,000
\$	528,000
\$	300,000
\$	1,320,000
\$	525,000
\$	924,000
\$	450,000
\$	1,188,000
\$	300,000
\$	1,320,000
\$	240,000
\$	720,000
\$	9,615,000

		LPUS	LPUS Salary Estimates	LPES	LPES Salary Estimates	NVCS
Student Population						
	Total Student Population	510		340		165
Classroom Teachers:						
C	Dual (upper)	16	\$ 1,152,000			4
D	Dual (elem)			24	\$ 1,680,000	
A	Co-Content	22	\$ 1,408,000	4	\$ 256,000	8
A	Co-SpED	22	\$ 1,408,000	4	\$ 256,000	6
E	Non-Core	10	\$ 550,000	3	\$ 165,000	3
	Teacher Assistants	11	\$ 385,000	16	\$ 560,000	7
Totals		81	\$ 4,903,000	51	\$ 2,917,000	28

4602715

3068477

\$ 300,285

\$ (151,477)

NVCS Salary Estimates	NECCS	NECCS Salary	RPCS	RPCS Salary Estimates	Basae Salary	Total FTE
	230 (Based on 285)		108			
\$ 288,000	4	\$ 288,000	2	\$ 144,000	\$ 72,000	26
		\$ -			\$ 70,000	24
\$ 512,000	10	\$ 640,000	4	\$ 256,000	\$ 64,000	48
\$ 384,000	10	\$ 640,000	4	\$ 256,000	\$ 64,000	46
\$ 165,000	5	\$ 275,000	3	\$ 165,000	\$ 55,000	24
\$ 245,000	4	\$ 140,000	4	\$ 140,000	\$ 35,000	42
\$ 1,594,000	33	\$ 1,983,000	17	\$ 961,000		210

1340466

1868529

877396

\$ 253,534

\$ 114,471

\$ 83,604

ICS Salary Totals	
\$	1,872,000
\$	1,680,000
\$	3,072,000
\$	2,944,000
\$	1,320,000
\$	1,470,000
\$	12,358,000

11757582

2020-2021	LPUS	LPES	NVCS	NECCS	LPMS	LPHS
Student Population						
	Total Student Populat	280	150	170		
Classroom Teachers:						
C	Dual (upper)		3	2	729000	567000
D	Dual (elem)	15				
A/B FOR LPES	Co-Content	1	5	7	476000	340000
A/B FOR LPES	Co-SpED	1	5	7	476000	340000
E	Non-Core	7	2	3	520000	260000
Totals		24	15	19		
		15.84	9	11.4		
Budget		2340000	1355000	1860000		
Cohorts		14	8	9		
Lead teach		21	12	13.5		
Plus push		1	5	7		
Total teachers		22	17	20.5	432000	324000
SPED leads		13.86	7.92	8.91		
Tas		18	5	4		

LPES NVCS NECCS RPCS

LP MIDDLE LP HIGH

Student Population 328 194

Classroom Teachers:

0 243000 162000 0
 1065000
 68000 340000 476000 0
 68000 340000 476000 0
 455000 130000 195000 0

C	9	7
A/B FOR L	7	5
A/B FOR L	7	5
E	8	4
Totals	31	21
	18.6	12.6

Budget

648000 180000 144000 0

Cohorts	16	10
Lead teach	24	15
Plus push	7	5
Total teach	31	20
SPED leac	15.84	9.9
Tas	12	9

Handwritten initials: KOW and a signature

EARN POINTS WHEN YOU MAKE PURCHASES
WITH YOUR **NORTHFIELD BANK VISA® DEBIT CARD**
LEARN MORE AND ENROLL AT ENORTHFIELD.COM/UCHOOSE



Non-Profit Checking-XXXXXX5084

Account Summary

Date	Description	Amount
05/30/2020	Beginning Balance	\$411,331.71
	1 Credit(s) This Period	\$90.15
	0 Debit(s) This Period	\$0.00
06/30/2020	Ending Balance	\$411,421.86

Interest Summary

Description	Amount
Annual Percentage Yield Earned	0.25%
Interest Days	32
Interest Earned	\$90.15
Interest Paid This Period	\$90.15
Interest Paid Year-to-Date	\$349.81
Average Ledger Balance	\$411,331.71

Other Credits

Date	Description	Amount
06/30/2020	INTEREST	\$90.15

Daily Balances

Date	Amount
06/30/2020	\$411,421.86

Overdraft and Returned Item Fees

	Total for this period	Total year-to-date
Total Overdraft Fees	\$0.00	\$0.00
Total Returned Item Fees	\$0.00	\$0.00





581 Main Street
Suite 810
Woodbridge, NJ 07095

RETURN SERVICE REQUESTED

>006259 4465185 0001 092793 10Z

INTEGRATION CHARTER SCHOOLS
1 TELEPORT DR FL 3
STATEN ISLAND NY 10311-1003



Statement Ending 06/30/2020

INTEGRATION CHARTER SCHOOLS

Page 1 of 4

Customer Number: XXXXXX5084

Managing Your Accounts

	Branch Name	Castleton Corners Office
	Branch Number	718-448-1000
	Mailing Address	1731 Victory Blvd Staten Island, NY 10314
	Website	eNorthfield.com



SHOP



EARN POINTS



GET REWARDS

EARN POINTS WHEN YOU MAKE
PURCHASES WITH YOUR
NORTHFIELD BANK VISA® DEBIT CARD

**uChoose
Rewards**

LEARN MORE AND ENROLL AT ENORTHFIELD.COM/UCHOOSE

Thank you for banking with Northfield Bank!

Summary of Accounts



@northfieldbank



Changes to Funds Availability – Effective 7/1/2020

The amount we make available for withdrawal on the first business day following certain check deposits not subject to next day availability, will increase from \$200 to \$225. In addition, the daily aggregate deposit amount for which exception holds may be applied for large deposits, new accounts and repeat overdraft accounts will increase from \$5,000 to \$5,525.

Account Type	Account Number	Ending Balance
Non-Profit Checking	XXXXXX5084	\$411,421.86



Integration Charter Schools
Bank Reconciliation Summary
As of Date: 6/30/2020
Account: 1014 - Northfield Bank...5084

Statement Balance:	411,421.86
+ Outstanding Checks:	0.00
+ Deposits in Transit:	0.00
+ Other Adjustments:	0.00
- Book Balance:	411,421.86
= Unreconciled Amount:	0.00
Cleared Debits:	0.00
Cleared Credits:	90.15

*Prepared by
Mack*

Integration Charter Schools
 Bank Reconciliation Detail
 As of Date: 6/30/2020
 Account: 1014 - Northfield Bank...5084

Journal	Control #	Post Date	Name	Memo	Batch	DR	CR
Cleared Credits							
DEPO	INT5084-JUNE	6/30/2020	Interest Earned-June 20		INT5084-JUNE 20		90.15
Total:						0.00	90.15
Report Total:						0.00	90.15