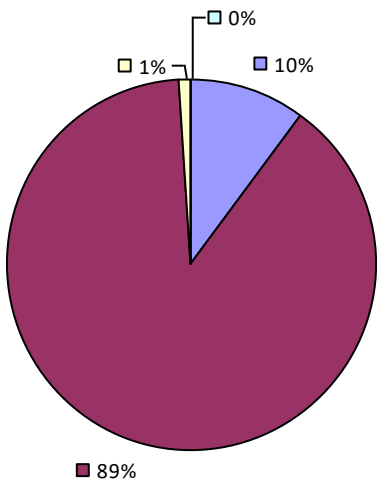


ADDISON CSD

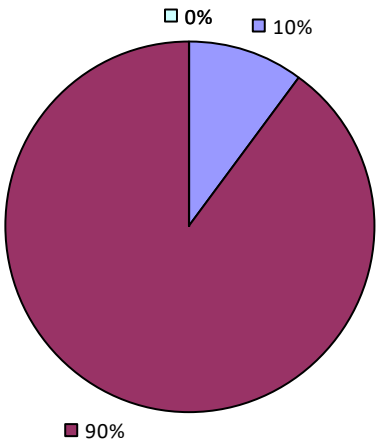
2022-23 TEACHER EVALUATION RESULTS

Student performance results not shown due to suppression*

Teacher Observation



Overall Rating



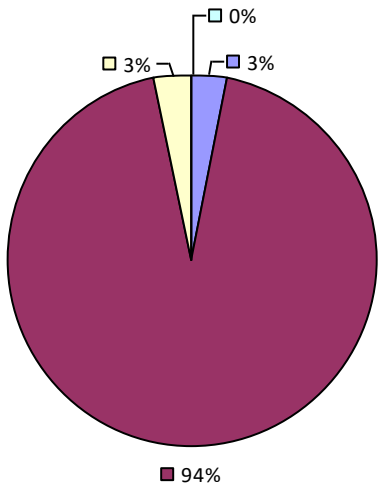
2022-23 PRINCIPAL EVALUATION RESULTS NOT SHOWN DUE TO SUPPRESSION*

* Data is suppressed if 100% of teachers/principals received the same rating or if the total teachers/principals in an LEA is less than five.

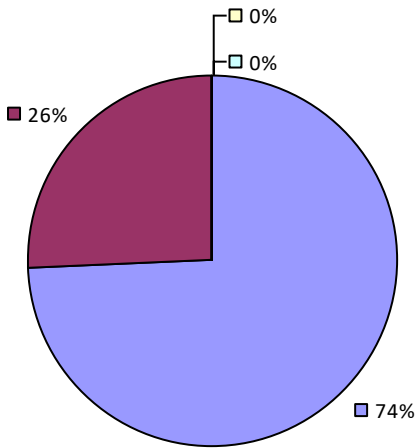
ADIRONDACK CSD

2022-23 TEACHER EVALUATION RESULTS

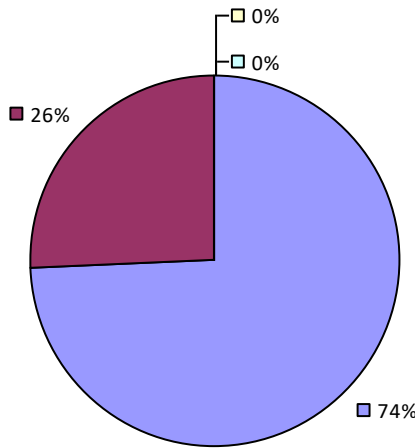
Student Performance



Teacher Observation



Overall Rating



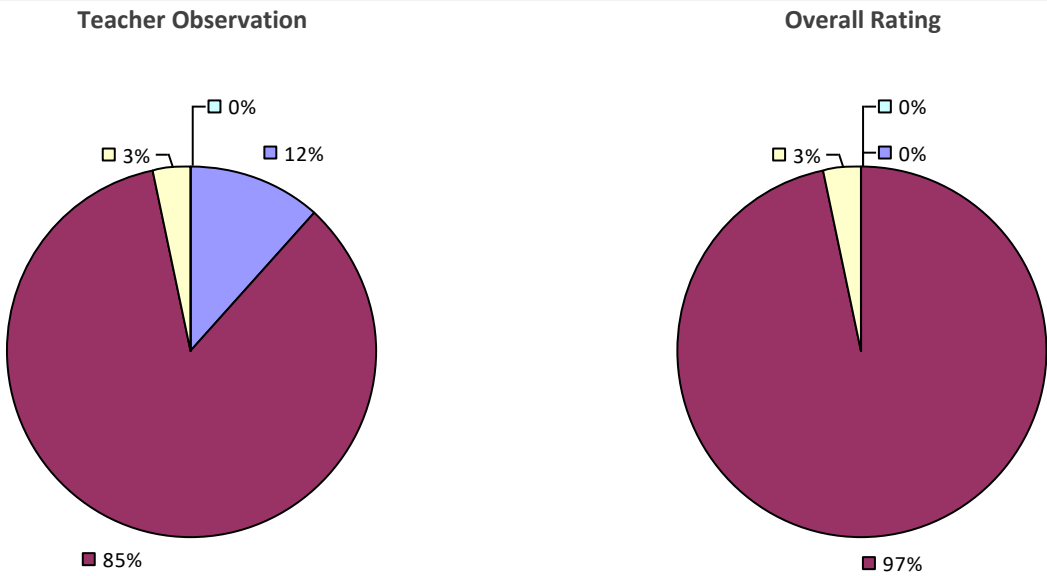
2022-23 PRINCIPAL EVALUATION RESULTS NOT SHOWN DUE TO SUPPRESSION*

* Data is suppressed if 100% of teachers/principals received the same rating or if the total teachers/principals in an LEA is less than five.

AFTON CSD

2022-23 TEACHER EVALUATION RESULTS

Student performance results not shown due to suppression*



2022-23 PRINCIPAL EVALUATION RESULTS NOT SHOWN DUE TO SUPPRESSION*

* Data is suppressed if 100% of teachers/principals received the same rating or if the total teachers/principals in an LEA is less than five.

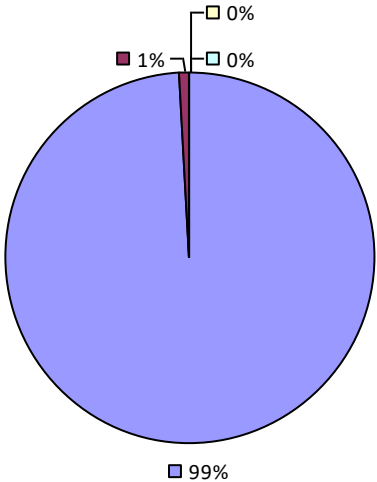
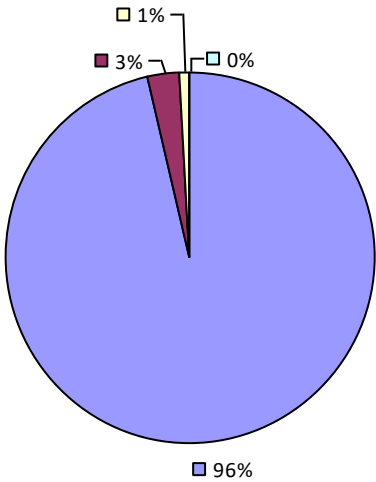
AKRON CSD

2022-23 TEACHER EVALUATION RESULTS

Student Performance

Teacher observation results not shown due to suppression*

Overall Rating



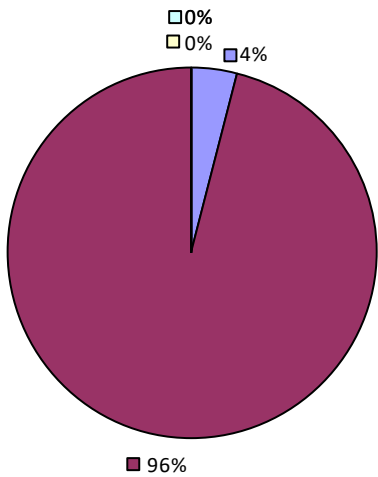
2022-23 PRINCIPAL EVALUATION RESULTS NOT SHOWN DUE TO SUPPRESSION*

* Data is suppressed if 100% of teachers/principals received the same rating or if the total teachers/principals in an LEA is less than five.

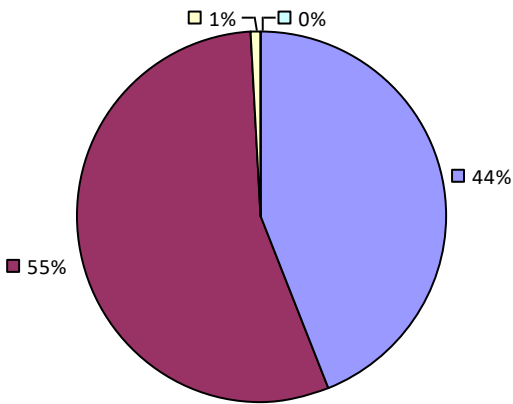
ALBANY CITY SD

2022-23 TEACHER EVALUATION RESULTS

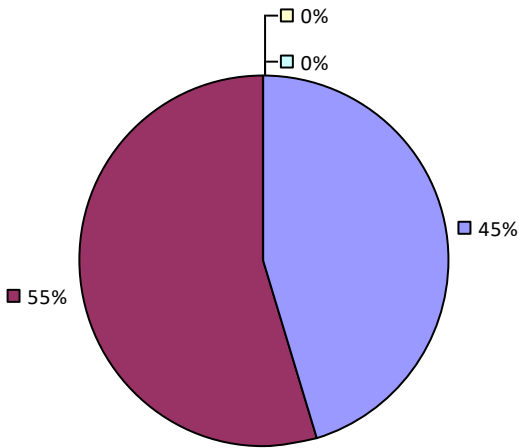
Student Performance



Teacher Observation



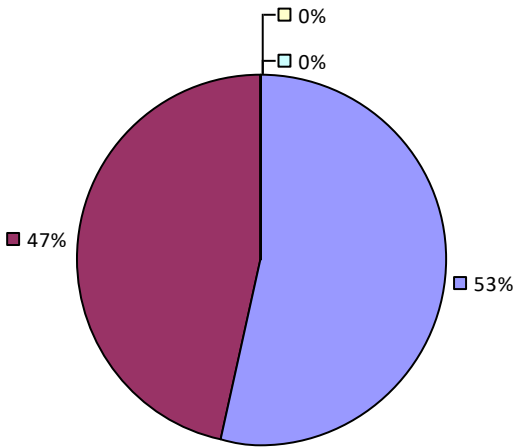
Overall Rating



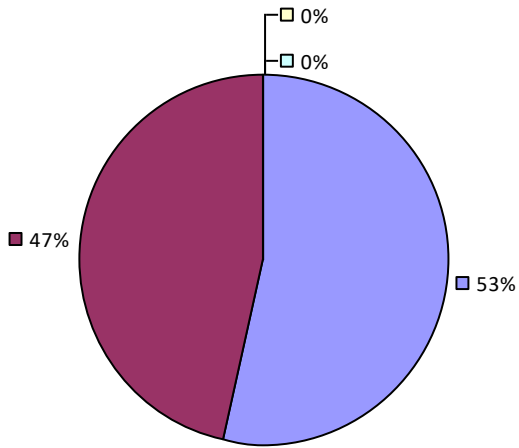
2022-23 PRINCIPAL EVALUATION RESULTS

Student performance results not shown due to suppression*

Principal School Visits



Overall Rating



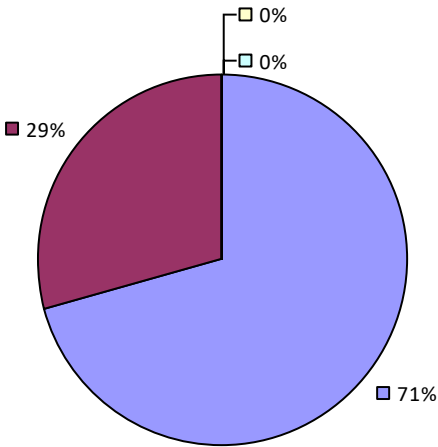
* Data is suppressed if 100% of teachers/principals received the same rating or if the total teachers/principals in an LEA is less than five.

ALBION CSD

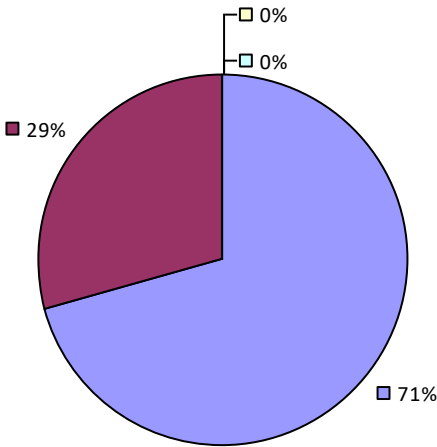
2022-23 TEACHER EVALUATION RESULTS

Student performance results not shown due to suppression*

Teacher Observation



Overall Rating



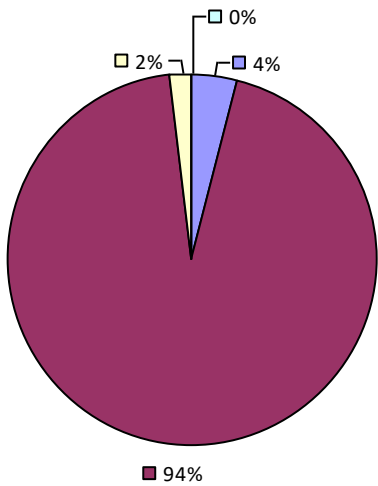
2022-23 PRINCIPAL EVALUATION RESULTS NOT SHOWN DUE TO SUPPRESSION*

* Data is suppressed if 100% of teachers/principals received the same rating or if the total teachers/principals in an LEA is less than five.

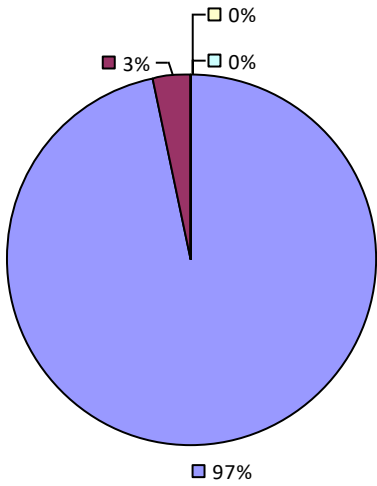
ALDEN CSD

2022-23 TEACHER EVALUATION RESULTS

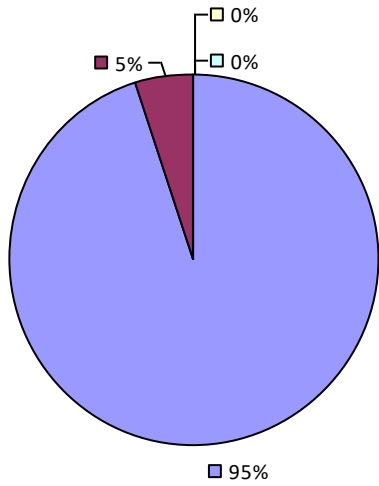
Student Performance



Teacher Observation



Overall Rating



2022-23 PRINCIPAL EVALUATION RESULTS NOT SHOWN DUE TO SUPPRESSION*

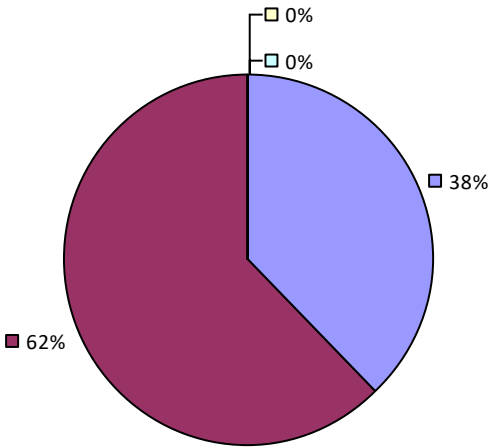
* Data is suppressed if 100% of teachers/principals received the same rating or if the total teachers/principals in an LEA is less than five.

ALEXANDER CSD

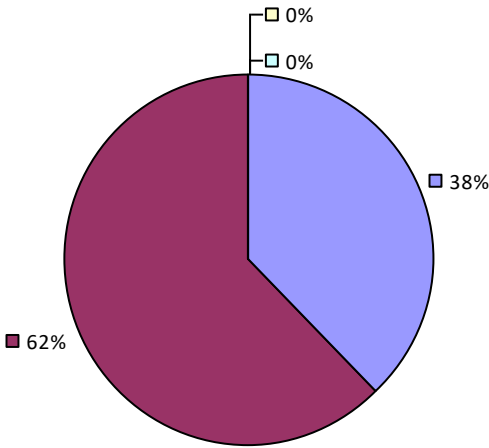
2022-23 TEACHER EVALUATION RESULTS

Student performance results not shown due to suppression*

Teacher Observation



Overall Rating



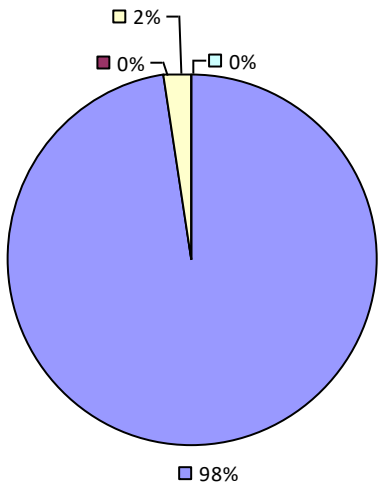
2022-23 PRINCIPAL EVALUATION RESULTS NOT SUBMITTED

* Data is suppressed if 100% of teachers/principals received the same rating or if the total teachers/principals in an LEA is less than five.

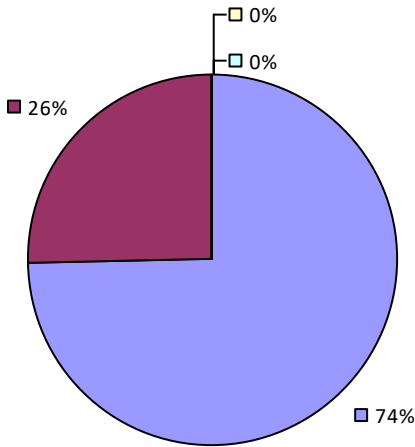
ALEXANDRIA CSD

2022-23 TEACHER EVALUATION RESULTS

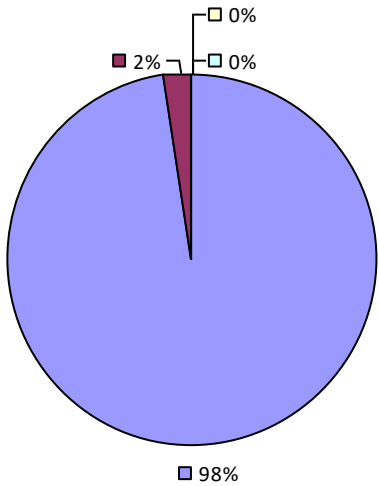
Student Performance



Teacher Observation



Overall Rating



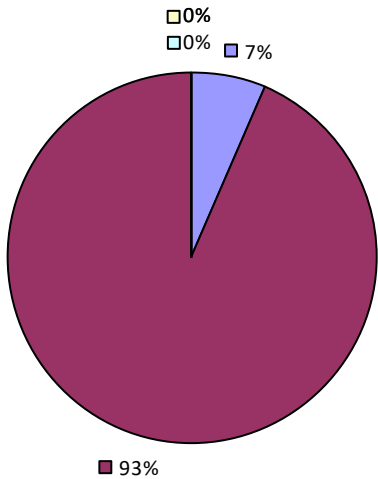
2022-23 PRINCIPAL EVALUATION RESULTS NOT SHOWN DUE TO SUPPRESSION*

* Data is suppressed if 100% of teachers/principals received the same rating or if the total teachers/principals in an LEA is less than five.

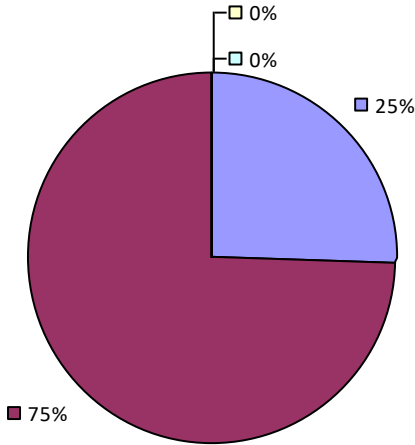
ALFRED-ALMOND CSD

2022-23 TEACHER EVALUATION RESULTS

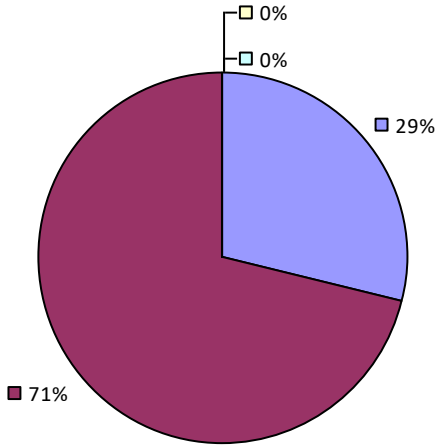
Student Performance



Teacher Observation



Overall Rating

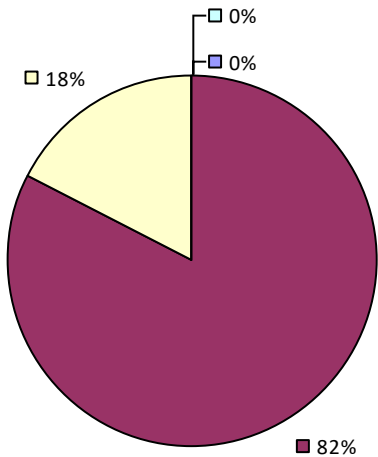


2022-23 PRINCIPAL EVALUATION RESULTS NOT SHOWN DUE TO SUPPRESSION*

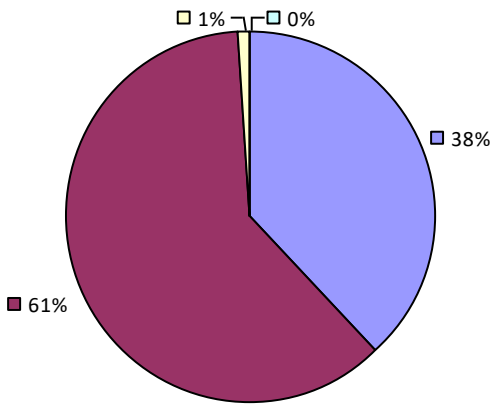
* Data is suppressed if 100% of teachers/principals received the same rating or if the total teachers/principals in an LEA is less than five.

ALLEGANY-LIMESTONE CSD
2022-23 TEACHER EVALUATION RESULTS

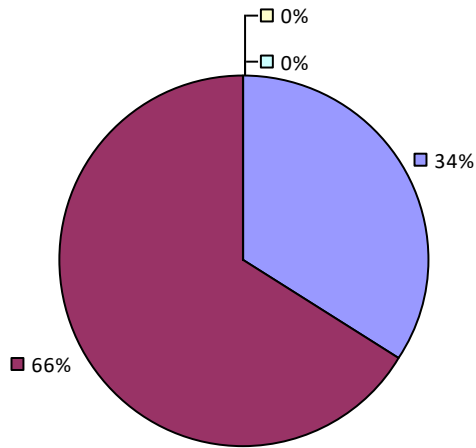
Student Performance



Teacher Observation



Overall Rating



2022-23 PRINCIPAL EVALUATION RESULTS NOT SHOWN DUE TO SUPPRESSION*

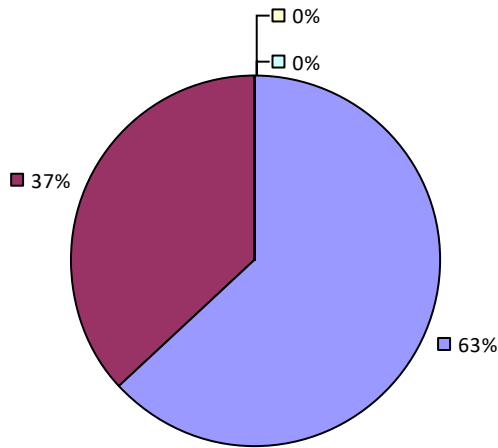
* Data is suppressed if 100% of teachers/principals received the same rating or if the total teachers/principals in an LEA is less than five.

ALTMAR-PARISH-WILLIAMSTOWN CSD

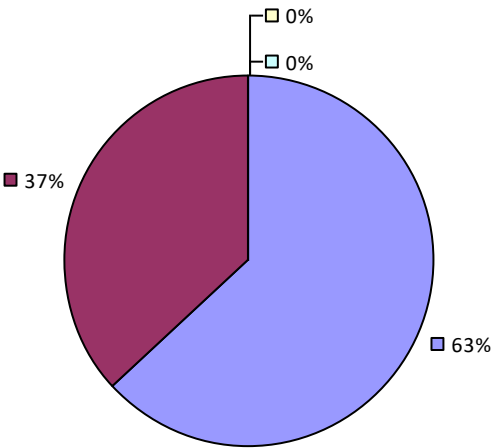
2022-23 TEACHER EVALUATION RESULTS

Student performance results not shown due to suppression*

Teacher Observation



Overall Rating



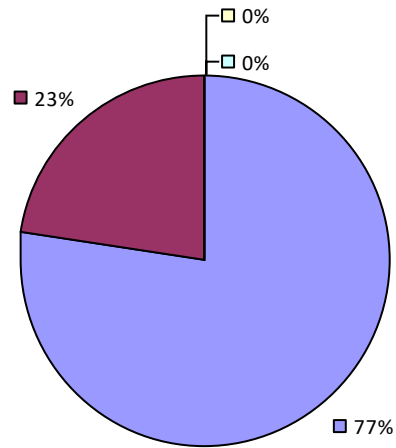
2022-23 PRINCIPAL EVALUATION RESULTS NOT SHOWN DUE TO SUPPRESSION*

* Data is suppressed if 100% of teachers/principals received the same rating or if the total teachers/principals in an LEA is less than five.

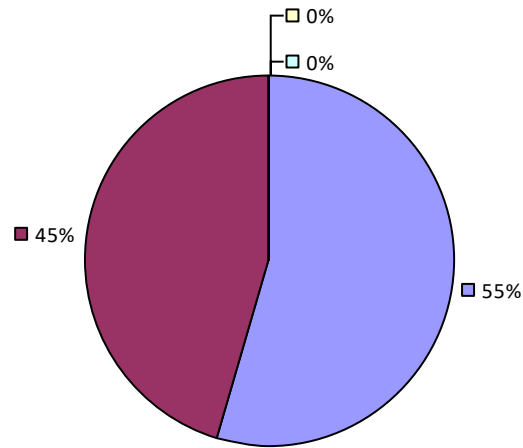
AMAGANSETT UFSD

2022-23 TEACHER EVALUATION RESULTS

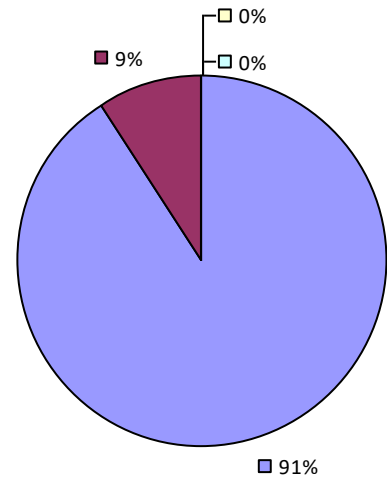
Student Performance



Teacher Observation



Overall Rating



2022-23 PRINCIPAL EVALUATION RESULTS NOT SHOWN DUE TO SUPPRESSION*

* Data is suppressed if 100% of teachers/principals received the same rating or if the total teachers/principals in an LEA is less than five.

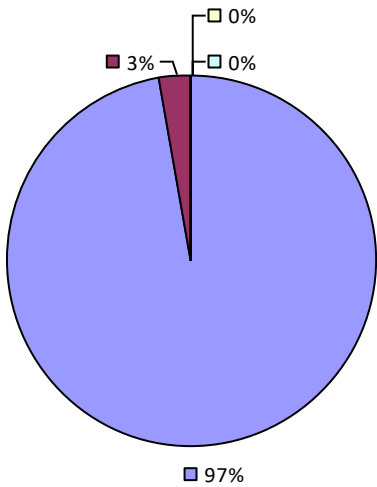
AMHERST CSD

2022-23 TEACHER EVALUATION RESULTS

Student performance results not shown due to suppression*

Teacher Observation

Overall results not shown due to suppression*



2022-23 PRINCIPAL EVALUATION RESULTS NOT SHOWN DUE TO SUPPRESSION*

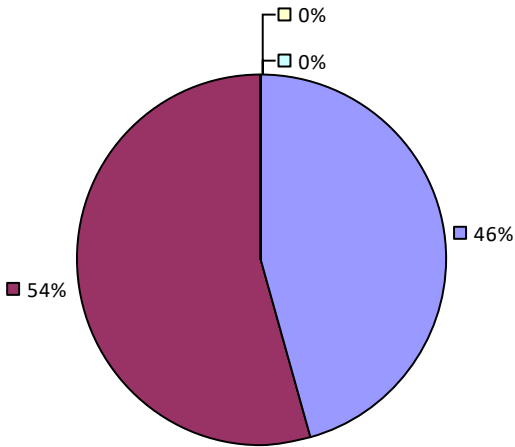
* Data is suppressed if 100% of teachers/principals received the same rating or if the total teachers/principals in an LEA is less than five.

AMITYVILLE UFSD

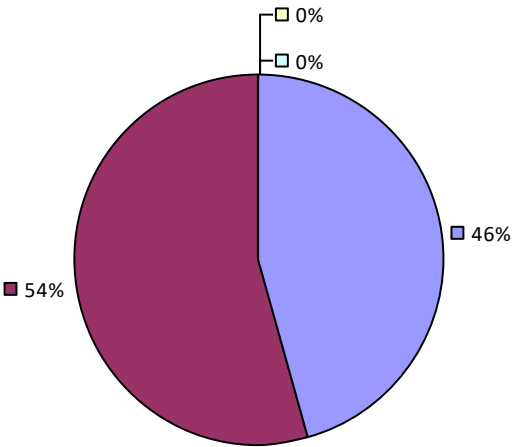
2022-23 TEACHER EVALUATION RESULTS

Student performance results not shown due to suppression*

Teacher Observation



Overall Rating

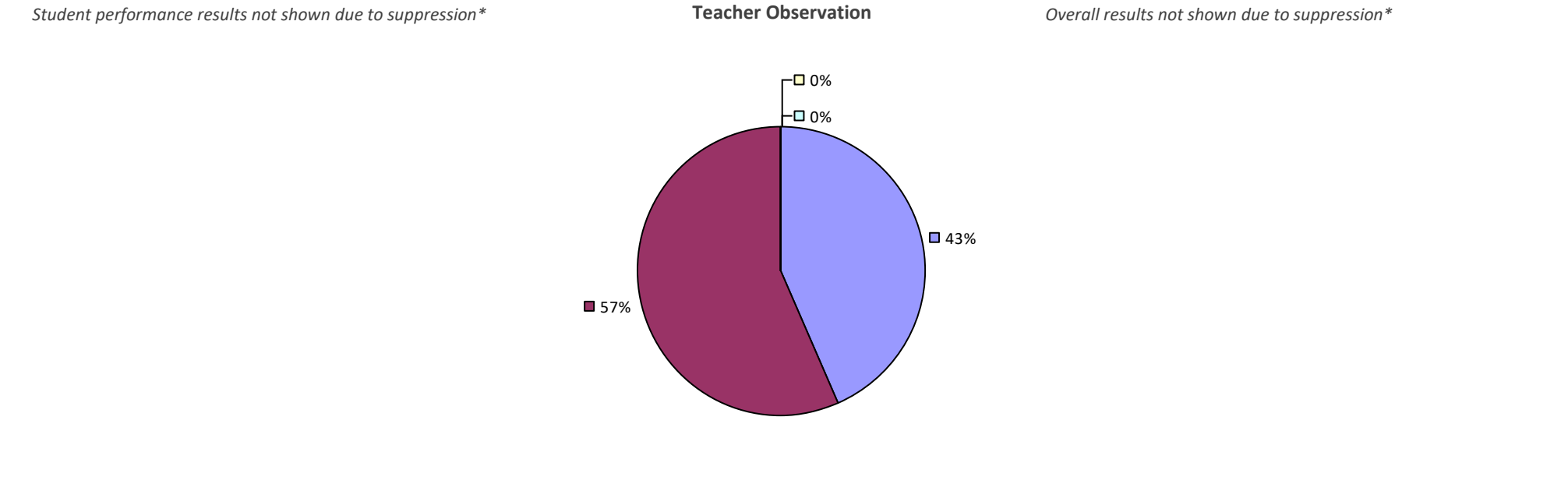


2022-23 PRINCIPAL EVALUATION RESULTS NOT SHOWN DUE TO SUPPRESSION*

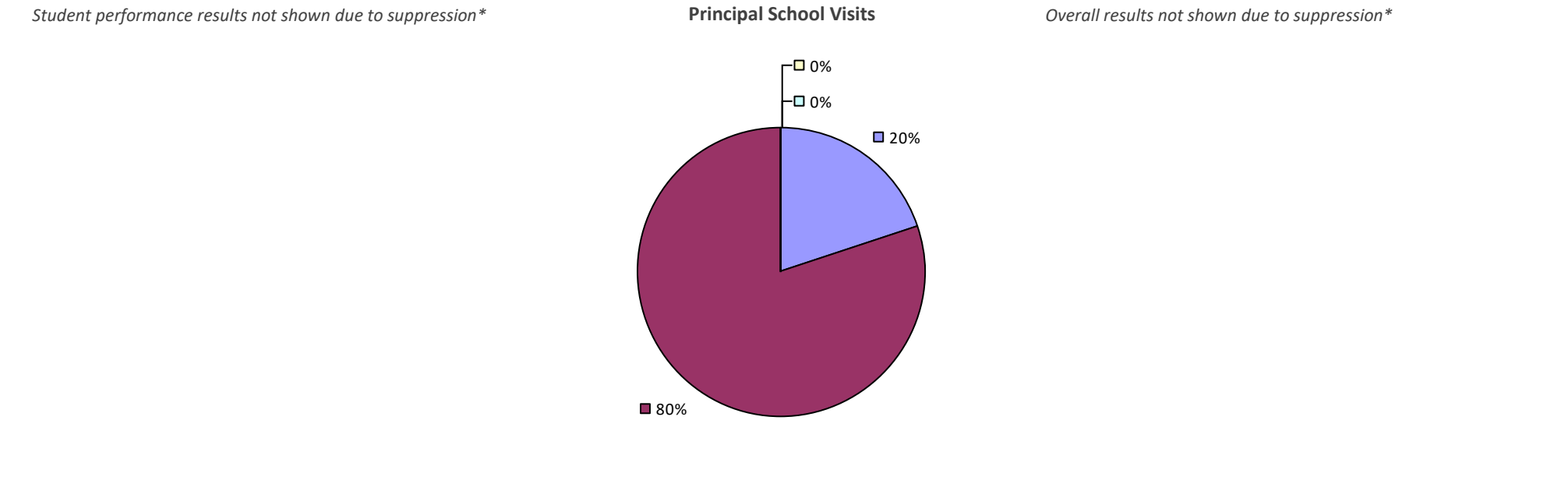
* Data is suppressed if 100% of teachers/principals received the same rating or if the total teachers/principals in an LEA is less than five.

AMSTERDAM CITY SD

2022-23 TEACHER EVALUATION RESULTS



2022-23 PRINCIPAL EVALUATION RESULTS

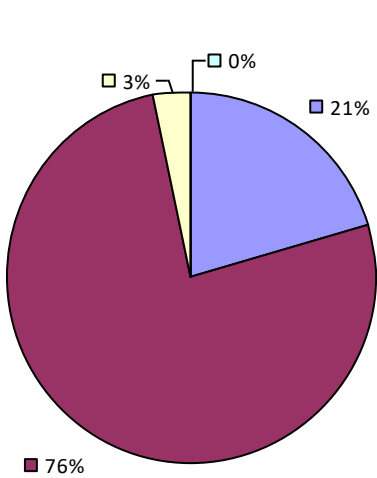


ANDOVER CSD

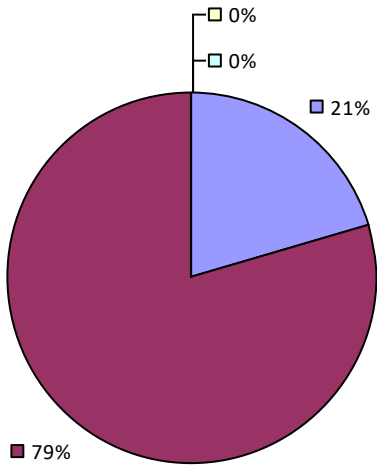
2022-23 TEACHER EVALUATION RESULTS

Student performance results not shown due to suppression*

Teacher Observation



Overall Rating



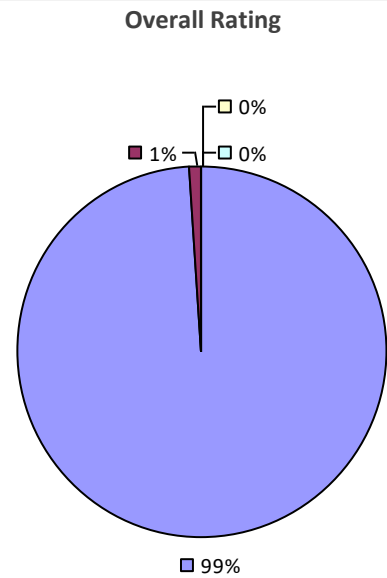
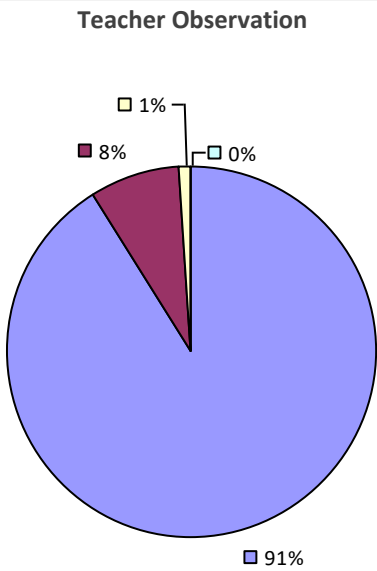
2022-23 PRINCIPAL EVALUATION RESULTS NOT SHOWN DUE TO SUPPRESSION*

* Data is suppressed if 100% of teachers/principals received the same rating or if the total teachers/principals in an LEA is less than five.

ARDSLEY UFSD

2022-23 TEACHER EVALUATION RESULTS

Student performance results not shown due to suppression*



2022-23 PRINCIPAL EVALUATION RESULTS NOT SHOWN DUE TO SUPPRESSION*

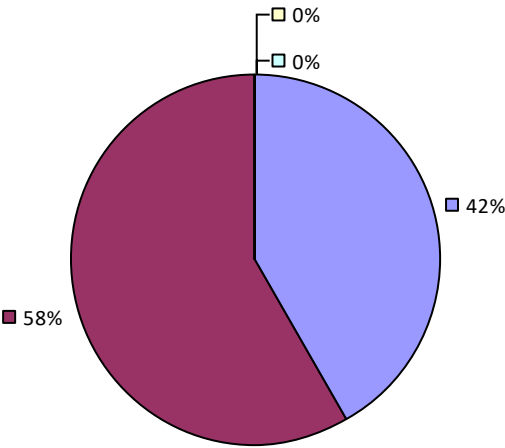
* Data is suppressed if 100% of teachers/principals received the same rating or if the total teachers/principals in an LEA is less than five.

ARGYLE CSD

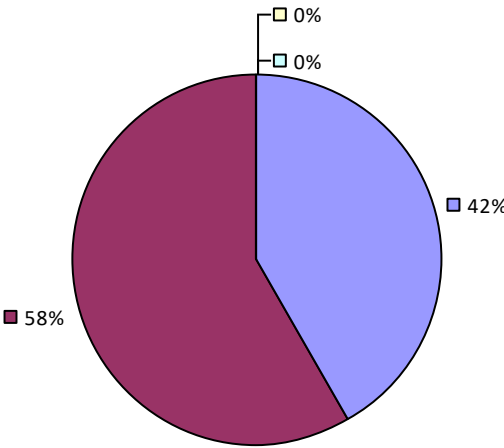
2022-23 TEACHER EVALUATION RESULTS

Student performance results not shown due to suppression*

Teacher Observation



Overall Rating



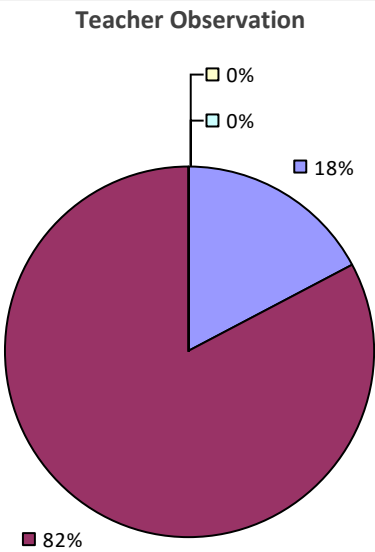
2022-23 PRINCIPAL EVALUATION RESULTS NOT SHOWN DUE TO SUPPRESSION*

* Data is suppressed if 100% of teachers/principals received the same rating or if the total teachers/principals in an LEA is less than five.

ARKPORT CSD

2022-23 TEACHER EVALUATION RESULTS

Student performance results not shown due to suppression*



Overall results not shown due to suppression*

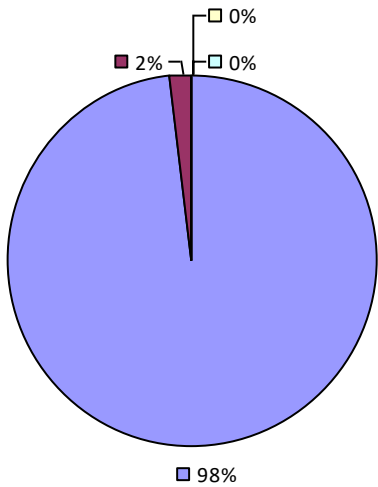
2022-23 PRINCIPAL EVALUATION RESULTS NOT SHOWN DUE TO SUPPRESSION*

* Data is suppressed if 100% of teachers/principals received the same rating or if the total teachers/principals in an LEA is less than five.

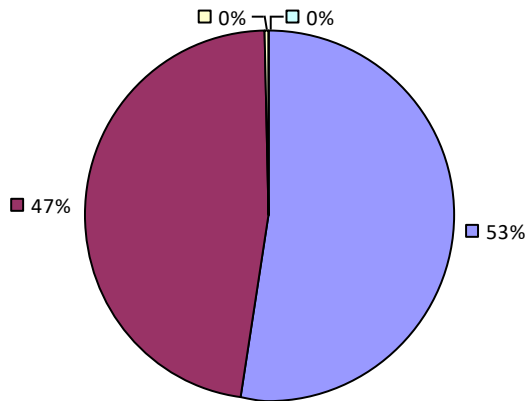
ARLINGTON CSD

2022-23 TEACHER EVALUATION RESULTS

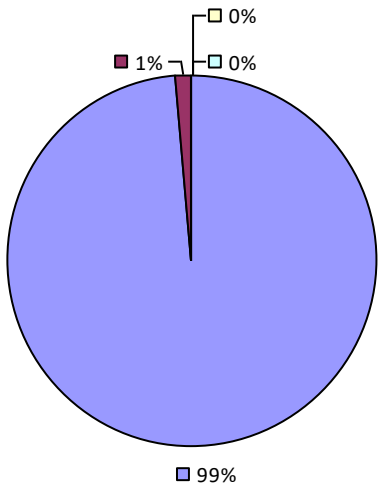
Student Performance



Teacher Observation



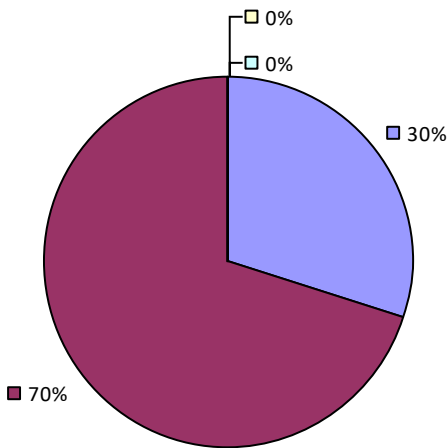
Overall Rating



2022-23 PRINCIPAL EVALUATION RESULTS

Student performance results not shown due to suppression*

Principal School Visits



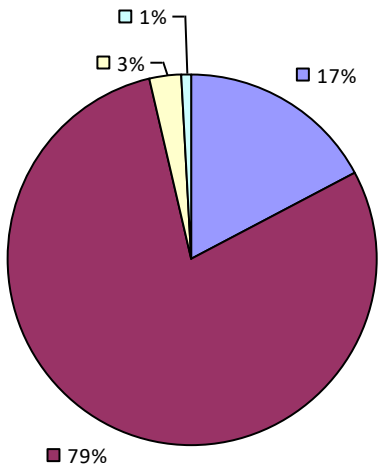
Overall results not shown due to suppression*

* Data is suppressed if 100% of teachers/principals received the same rating or if the total teachers/principals in an LEA is less than five.

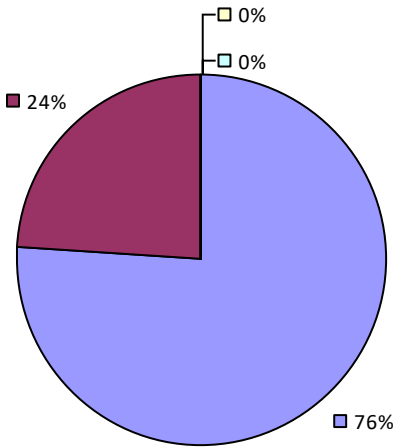
ATTICA CSD

2022-23 TEACHER EVALUATION RESULTS

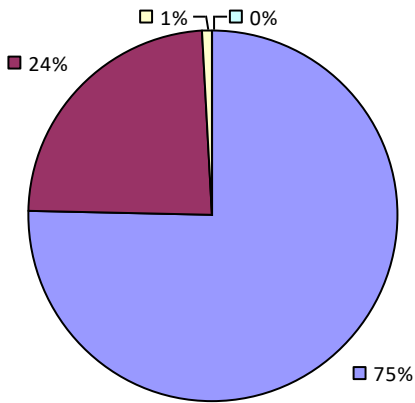
Student Performance



Teacher Observation



Overall Rating



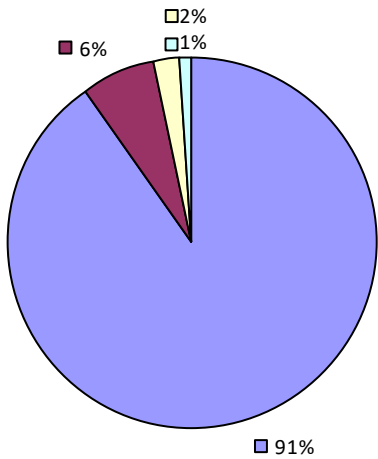
2022-23 PRINCIPAL EVALUATION RESULTS NOT SHOWN DUE TO SUPPRESSION*

* Data is suppressed if 100% of teachers/principals received the same rating or if the total teachers/principals in an LEA is less than five.

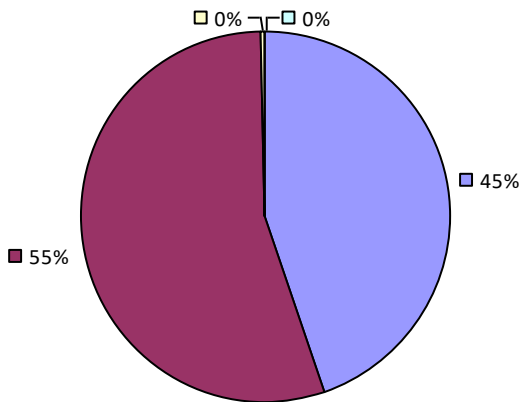
AUBURN CITY SD

2022-23 TEACHER EVALUATION RESULTS

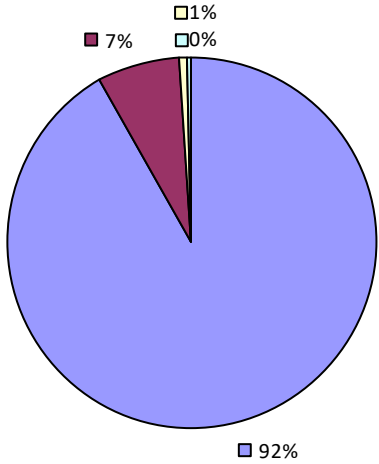
Student Performance



Teacher Observation

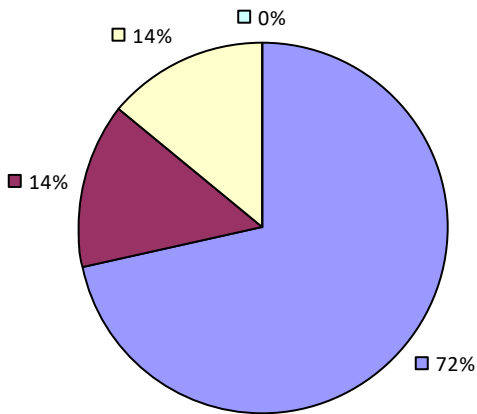


Overall Rating

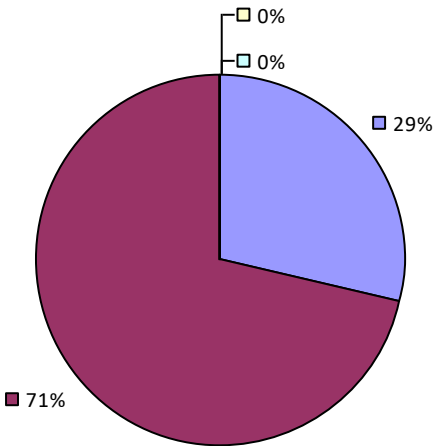


2022-23 PRINCIPAL EVALUATION RESULTS

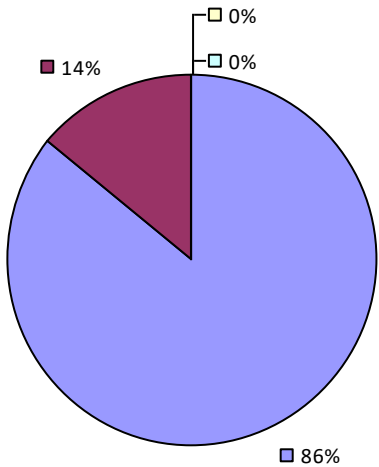
Student Performance



Principal School Visits



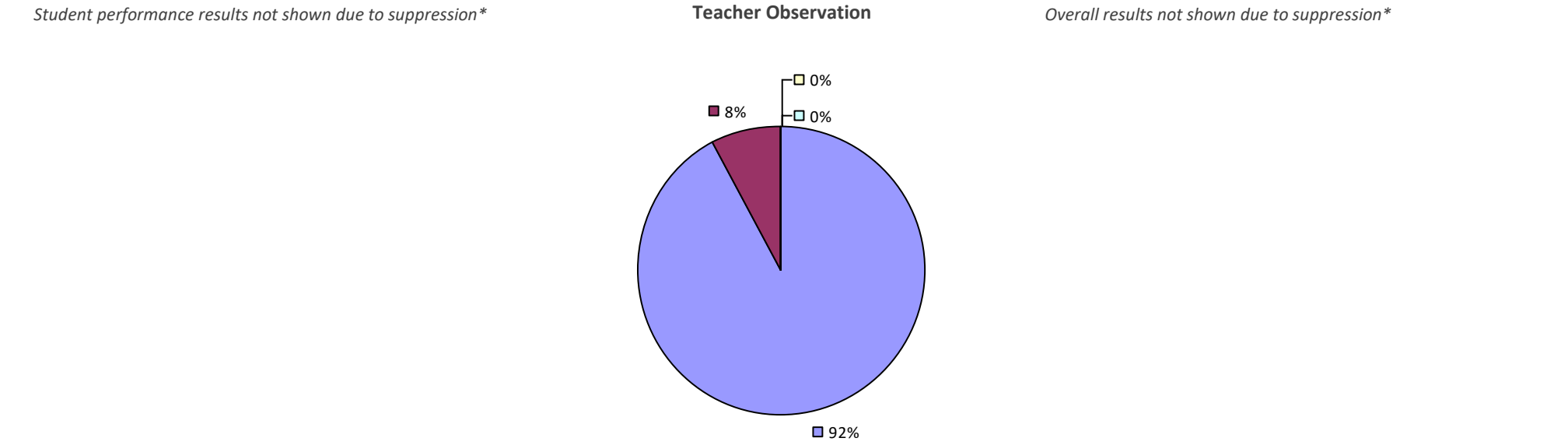
Overall Rating



* Data is suppressed if 100% of teachers/principals received the same rating or if the total teachers/principals in an LEA is less than five.

AUSABLE VALLEY CSD

2022-23 TEACHER EVALUATION RESULTS



2022-23 PRINCIPAL EVALUATION RESULTS NOT SHOWN DUE TO SUPPRESSION*

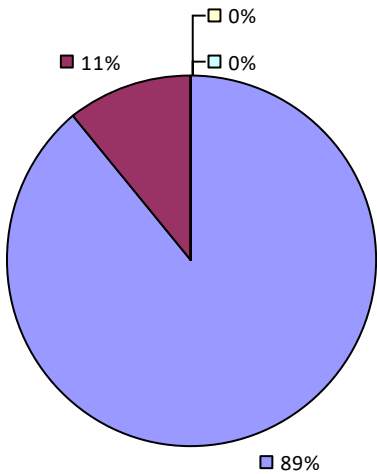
* Data is suppressed if 100% of teachers/principals received the same rating or if the total teachers/principals in an LEA is less than five.

AVERILL PARK CSD

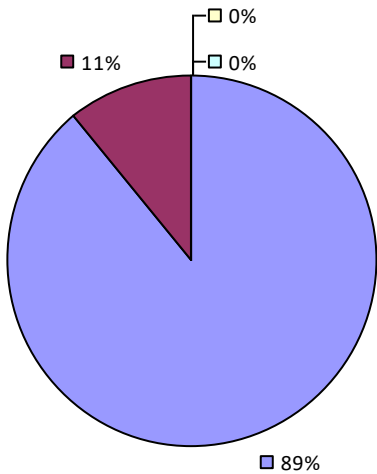
2022-23 TEACHER EVALUATION RESULTS

Student performance results not shown due to suppression*

Teacher Observation



Overall Rating



2022-23 PRINCIPAL EVALUATION RESULTS NOT SHOWN DUE TO SUPPRESSION*

* Data is suppressed if 100% of teachers/principals received the same rating or if the total teachers/principals in an LEA is less than five.

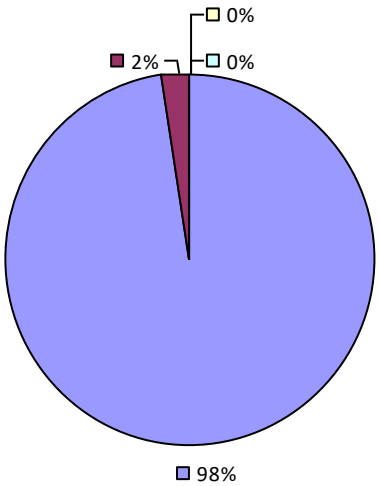
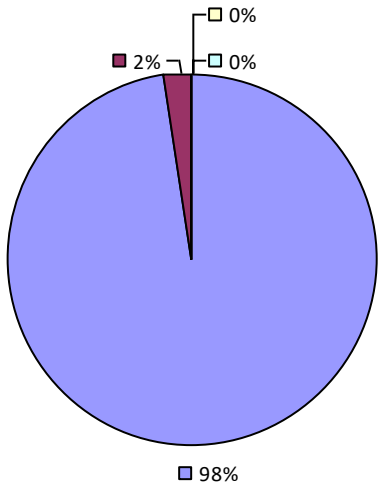
AVOCA CSD

2022-23 TEACHER EVALUATION RESULTS

Student Performance

Teacher observation results not shown due to suppression*

Overall Rating



2022-23 PRINCIPAL EVALUATION RESULTS NOT SHOWN DUE TO SUPPRESSION*

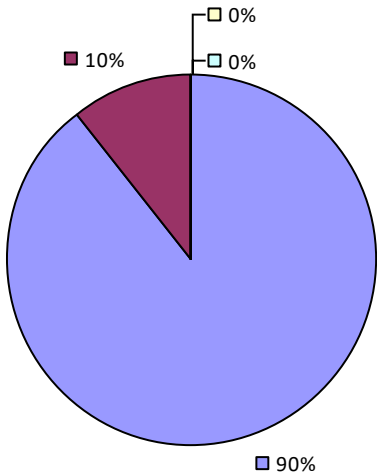
* Data is suppressed if 100% of teachers/principals received the same rating or if the total teachers/principals in an LEA is less than five.

AVON CSD

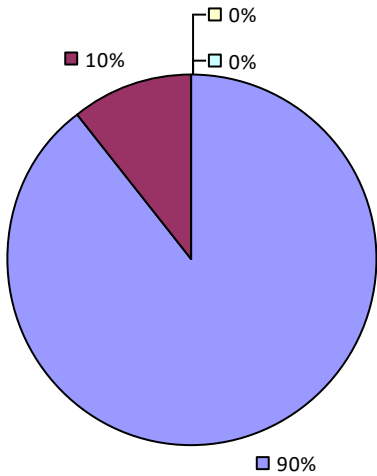
2022-23 TEACHER EVALUATION RESULTS

Student performance results not shown due to suppression*

Teacher Observation



Overall Rating



2022-23 PRINCIPAL EVALUATION RESULTS NOT SHOWN DUE TO SUPPRESSION*

* Data is suppressed if 100% of teachers/principals received the same rating or if the total teachers/principals in an LEA is less than five.

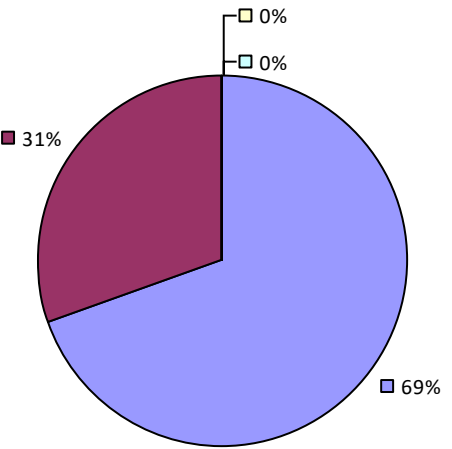
BABYLON UFSD

2022-23 TEACHER EVALUATION RESULTS

Student performance results not shown due to suppression*

Teacher Observation

Overall results not shown due to suppression*



2022-23 PRINCIPAL EVALUATION RESULTS NOT SHOWN DUE TO SUPPRESSION*

* Data is suppressed if 100% of teachers/principals received the same rating or if the total teachers/principals in an LEA is less than five.

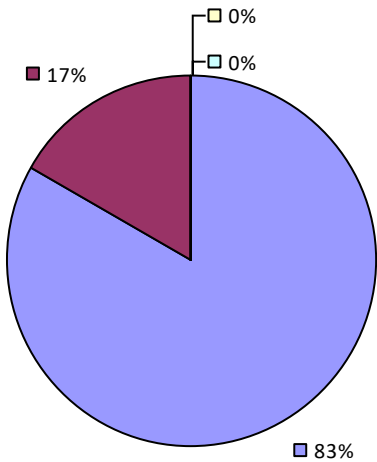
BAINBRIDGE-GUILFORD CSD

2022-23 TEACHER EVALUATION RESULTS

Student performance results not shown due to suppression*

Teacher Observation

Overall results not shown due to suppression*



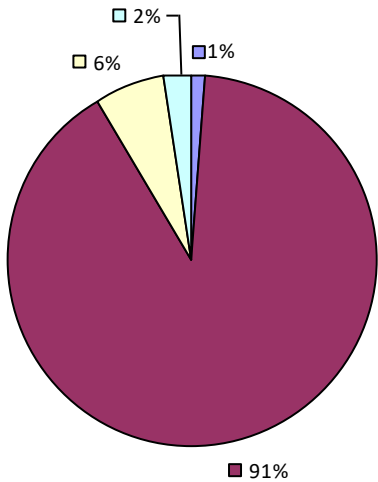
2022-23 PRINCIPAL EVALUATION RESULTS NOT SHOWN DUE TO SUPPRESSION*

* Data is suppressed if 100% of teachers/principals received the same rating or if the total teachers/principals in an LEA is less than five.

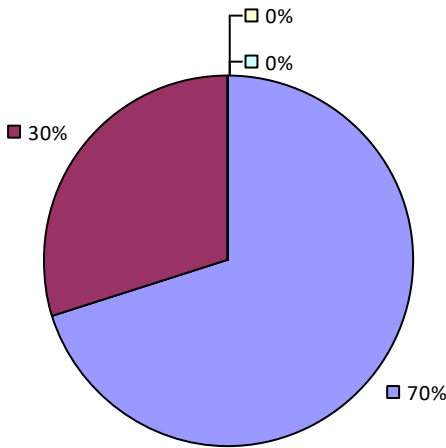
BALDWIN UFSD

2022-23 TEACHER EVALUATION RESULTS

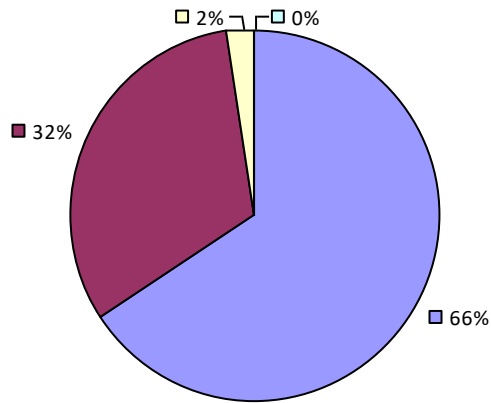
Student Performance



Teacher Observation



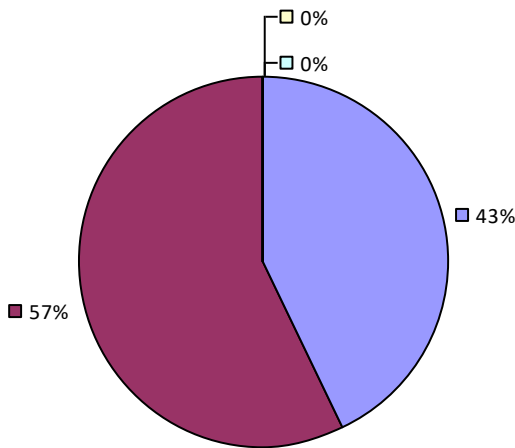
Overall Rating



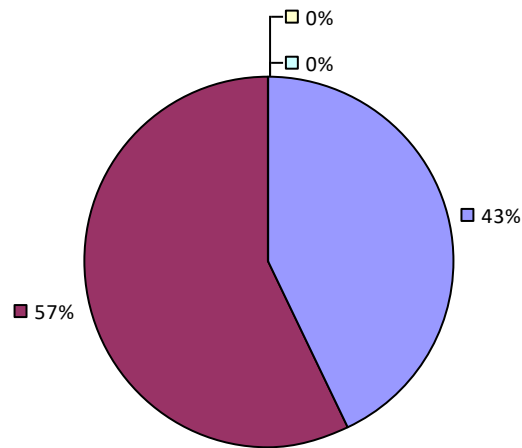
2022-23 PRINCIPAL EVALUATION RESULTS

Student performance results not shown due to suppression*

Principal School Visits



Overall Rating



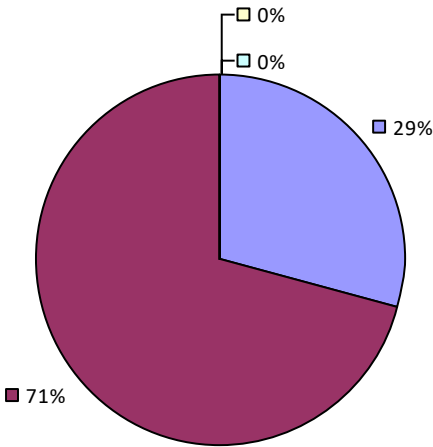
* Data is suppressed if 100% of teachers/principals received the same rating or if the total teachers/principals in an LEA is less than five.

BALDWINVILLE CSD

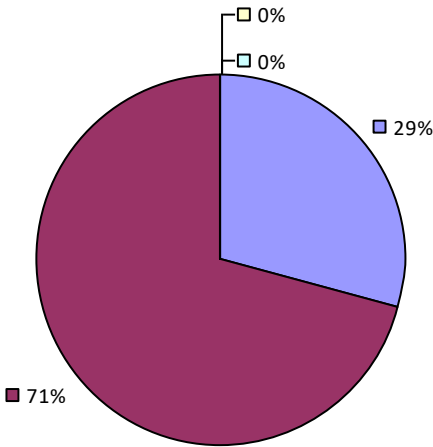
2022-23 TEACHER EVALUATION RESULTS

Student performance results not shown due to suppression*

Teacher Observation



Overall Rating



2022-23 PRINCIPAL EVALUATION RESULTS NOT SHOWN DUE TO SUPPRESSION*

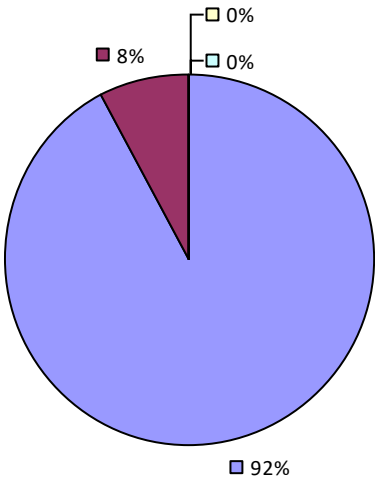
* Data is suppressed if 100% of teachers/principals received the same rating or if the total teachers/principals in an LEA is less than five.

BALLSTON SPA CSD

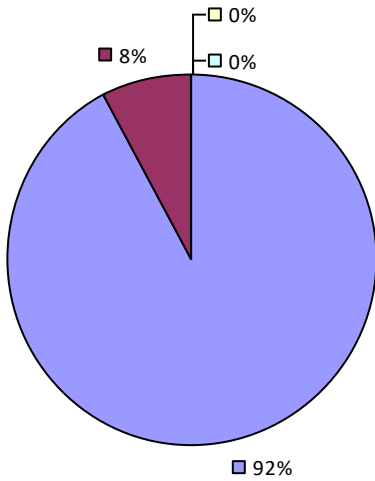
2022-23 TEACHER EVALUATION RESULTS

*Student performance results not shown due to suppression**

Teacher Observation



Overall Rating



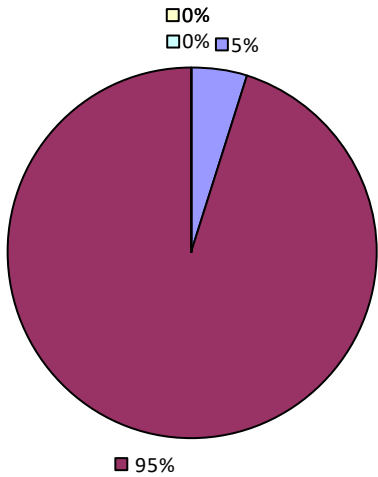
2022-23 PRINCIPAL EVALUATION RESULTS NOT SHOWN DUE TO SUPPRESSION*

** Data is suppressed if 100% of teachers/principals received the same rating or if the total teachers/principals in an LEA is less than five.*

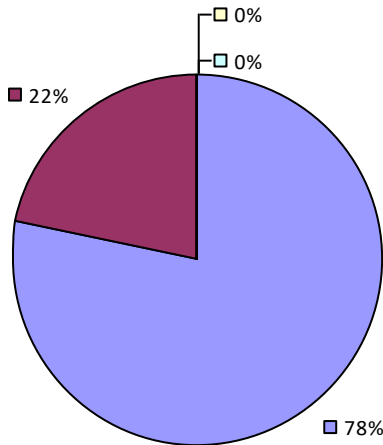
BARKER CSD

2022-23 TEACHER EVALUATION RESULTS

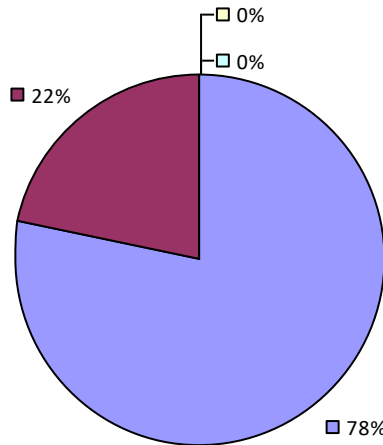
Student Performance



Teacher Observation



Overall Rating



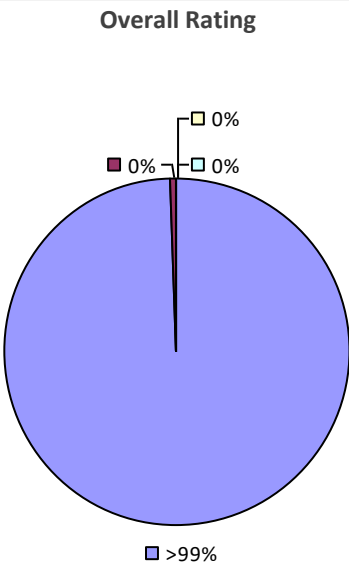
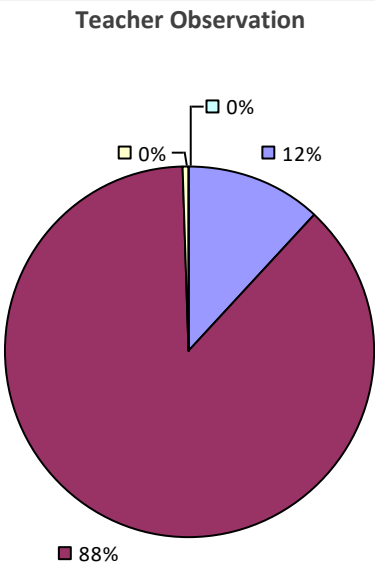
2022-23 PRINCIPAL EVALUATION RESULTS NOT SHOWN DUE TO SUPPRESSION*

* Data is suppressed if 100% of teachers/principals received the same rating or if the total teachers/principals in an LEA is less than five.

BATAVIA CITY SD

2022-23 TEACHER EVALUATION RESULTS

Student performance results not shown due to suppression*



2022-23 PRINCIPAL EVALUATION RESULTS NOT SHOWN DUE TO SUPPRESSION*

* Data is suppressed if 100% of teachers/principals received the same rating or if the total teachers/principals in an LEA is less than five.

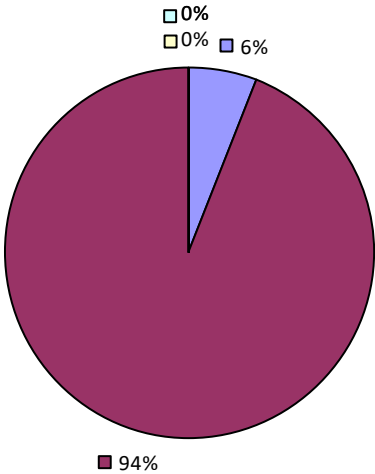
BATH CSD

2022-23 TEACHER EVALUATION RESULTS

Student performance results not shown due to suppression*

Teacher Observation

Overall results not shown due to suppression*



2022-23 PRINCIPAL EVALUATION RESULTS NOT SHOWN DUE TO SUPPRESSION*

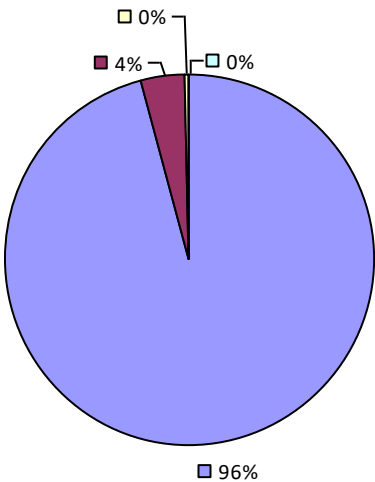
* Data is suppressed if 100% of teachers/principals received the same rating or if the total teachers/principals in an LEA is less than five.

BAY SHORE UFSD

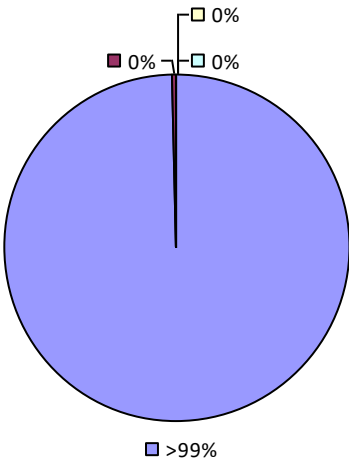
2022-23 TEACHER EVALUATION RESULTS

Student performance results not shown due to suppression*

Teacher Observation



Overall Rating



2022-23 PRINCIPAL EVALUATION RESULTS NOT SHOWN DUE TO SUPPRESSION*

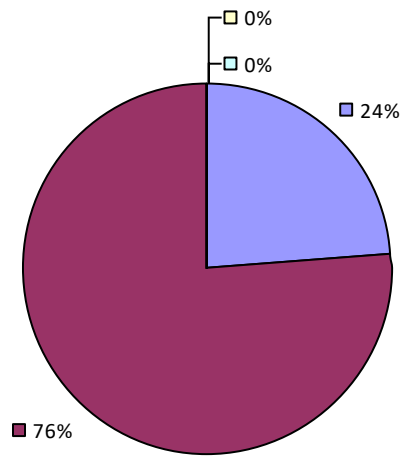
* Data is suppressed if 100% of teachers/principals received the same rating or if the total teachers/principals in an LEA is less than five.

BAYPORT-BLUE POINT UFSD

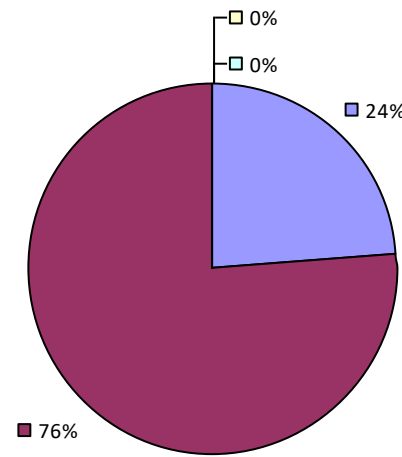
2022-23 TEACHER EVALUATION RESULTS

Student performance results not shown due to suppression*

Teacher Observation



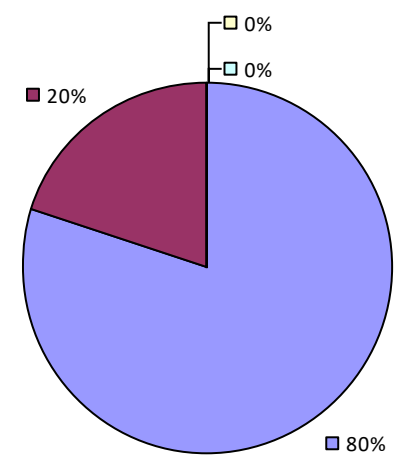
Overall Rating



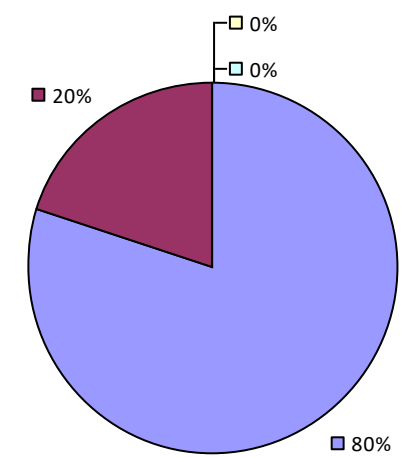
2022-23 PRINCIPAL EVALUATION RESULTS

Student performance results not shown due to suppression*

Principal School Visits



Overall Rating

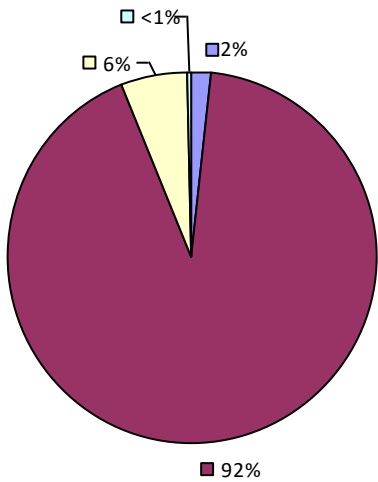


* Data is suppressed if 100% of teachers/principals received the same rating or if the total teachers/principals in an LEA is less than five.

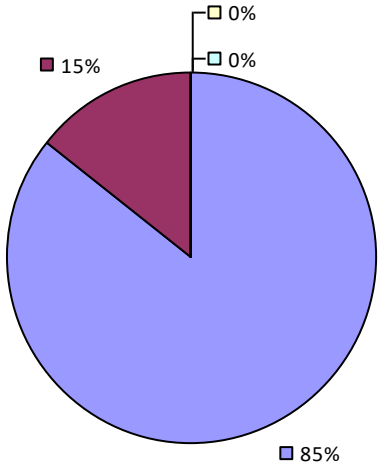
BEACON CITY SD

2022-23 TEACHER EVALUATION RESULTS

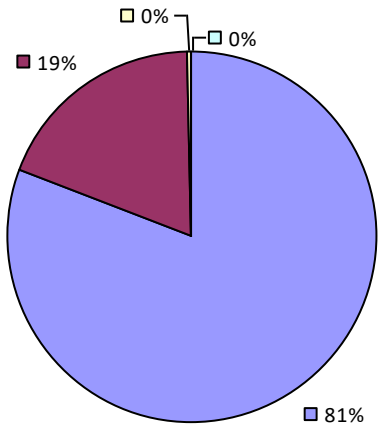
Student Performance



Teacher Observation



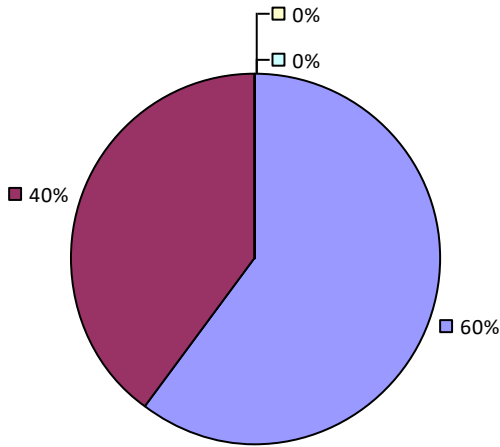
Overall Rating



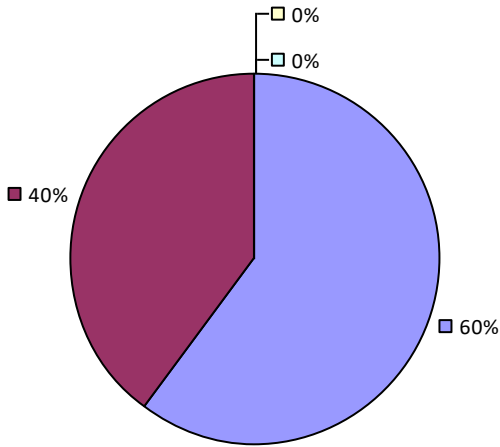
2022-23 PRINCIPAL EVALUATION RESULTS

Student performance results not shown due to suppression*

Principal School Visits



Overall Rating

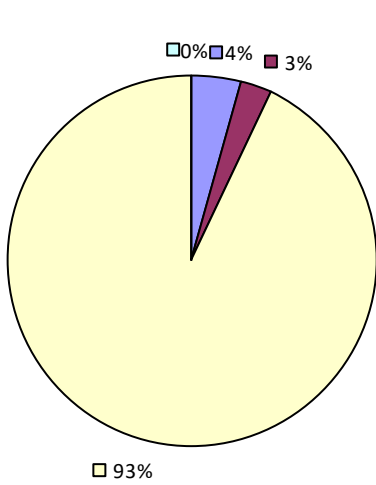


* Data is suppressed if 100% of teachers/principals received the same rating or if the total teachers/principals in an LEA is less than five.

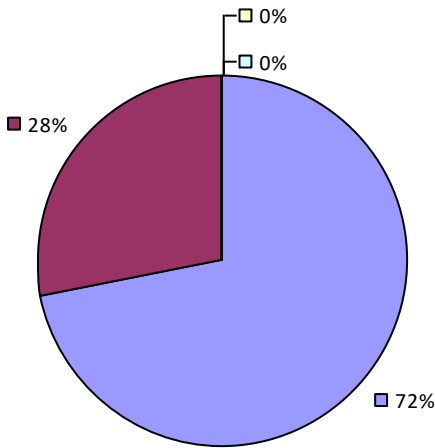
BEAVER RIVER CSD

2022-23 TEACHER EVALUATION RESULTS

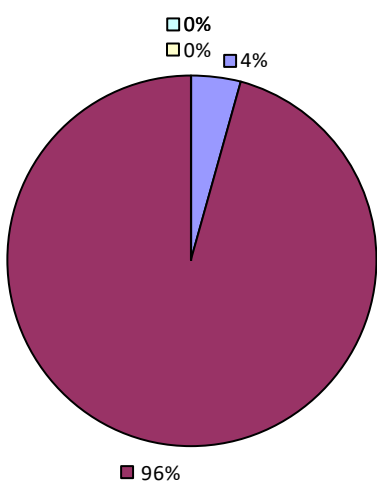
Student Performance



Teacher Observation



Overall Rating



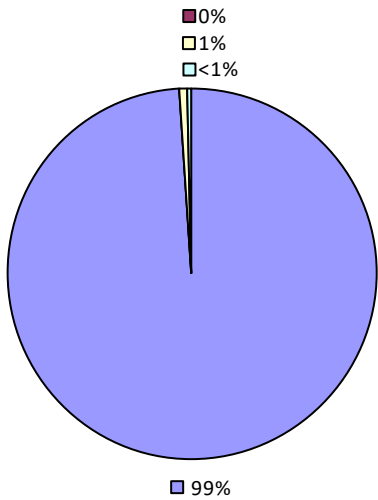
2022-23 PRINCIPAL EVALUATION RESULTS NOT SHOWN DUE TO SUPPRESSION*

* Data is suppressed if 100% of teachers/principals received the same rating or if the total teachers/principals in an LEA is less than five.

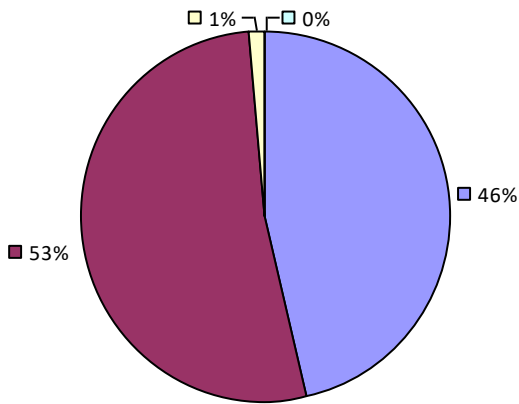
BEDFORD CSD

2022-23 TEACHER EVALUATION RESULTS

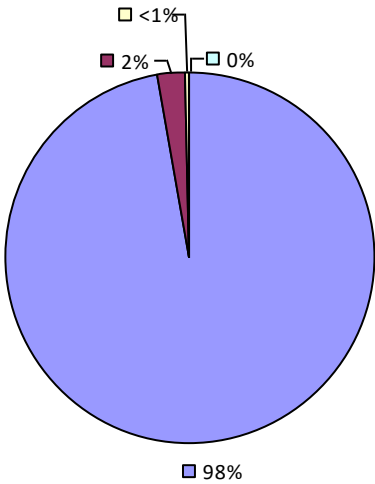
Student Performance



Teacher Observation



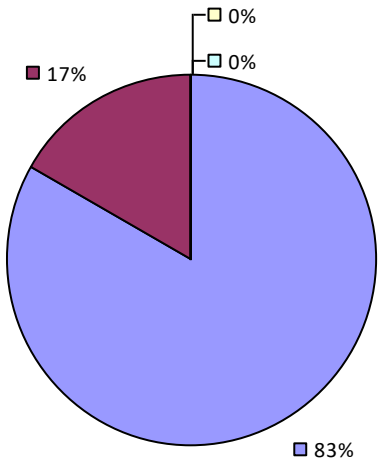
Overall Rating



2022-23 PRINCIPAL EVALUATION RESULTS

Student performance results not shown due to suppression*

Principal School Visits

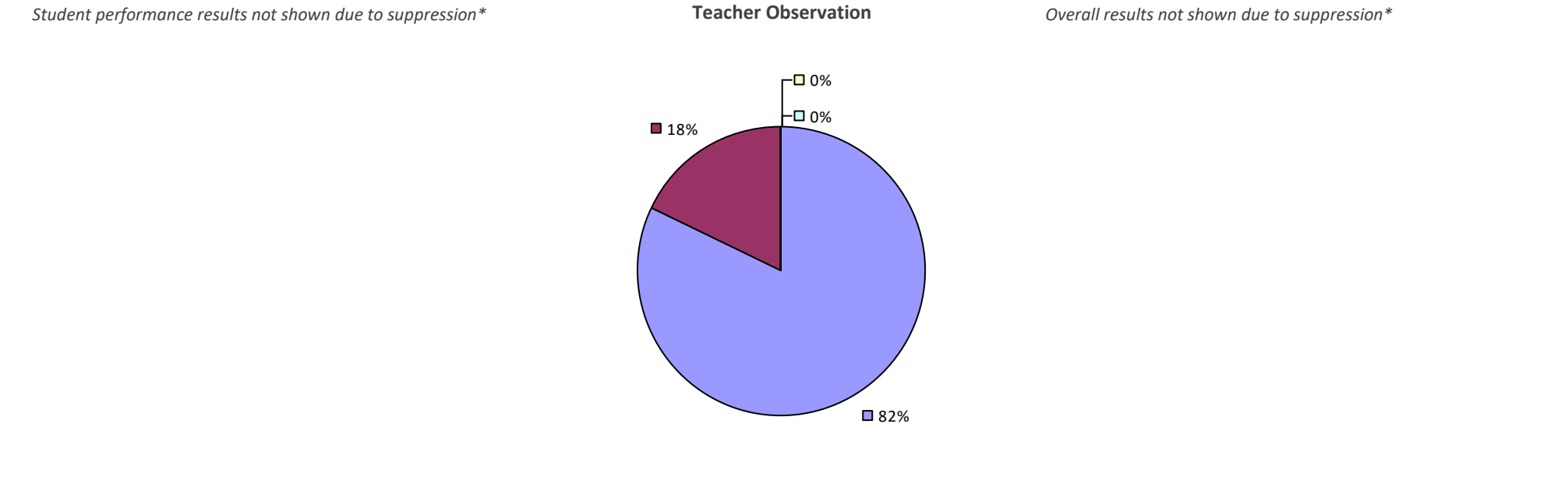


Overall results not shown due to suppression*

* Data is suppressed if 100% of teachers/principals received the same rating or if the total teachers/principals in an LEA is less than five.

BEEKMANTOWN CSD

2022-23 TEACHER EVALUATION RESULTS



2022-23 PRINCIPAL EVALUATION RESULTS NOT SHOWN DUE TO SUPPRESSION*

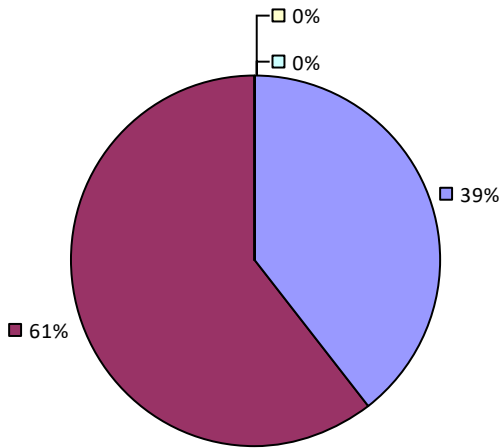
* Data is suppressed if 100% of teachers/principals received the same rating or if the total teachers/principals in an LEA is less than five.

BELFAST CSD

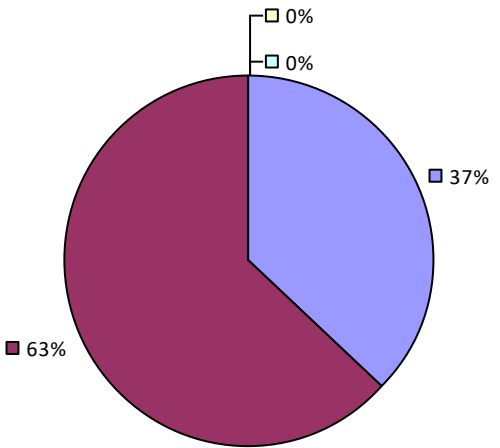
2022-23 TEACHER EVALUATION RESULTS

Student performance results not shown due to suppression*

Teacher Observation



Overall Rating



2022-23 PRINCIPAL EVALUATION RESULTS NOT SHOWN DUE TO SUPPRESSION*

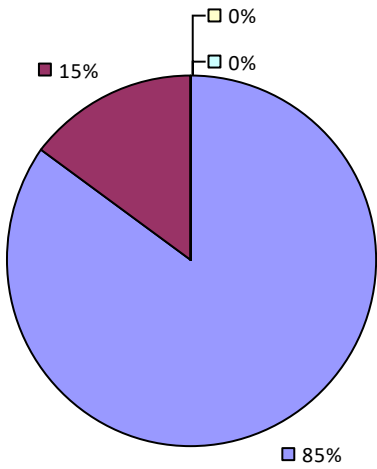
* Data is suppressed if 100% of teachers/principals received the same rating or if the total teachers/principals in an LEA is less than five.

BELLEVILLE-HENDERSON CSD

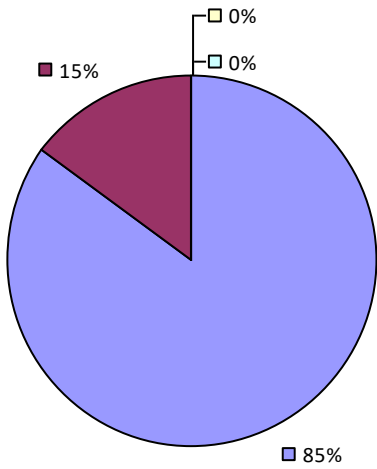
2022-23 TEACHER EVALUATION RESULTS

Student performance results not shown due to suppression*

Teacher Observation



Overall Rating



2022-23 PRINCIPAL EVALUATION RESULTS NOT SHOWN DUE TO SUPPRESSION*

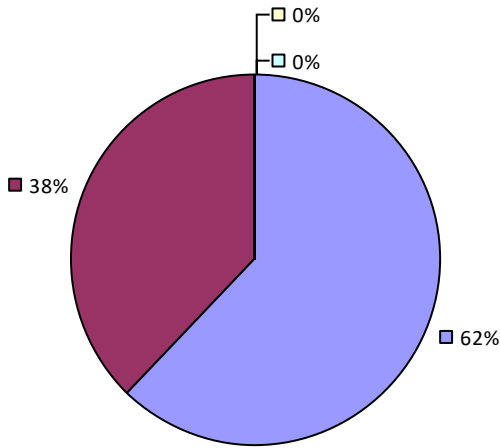
* Data is suppressed if 100% of teachers/principals received the same rating or if the total teachers/principals in an LEA is less than five.

BELLMORE UFSD

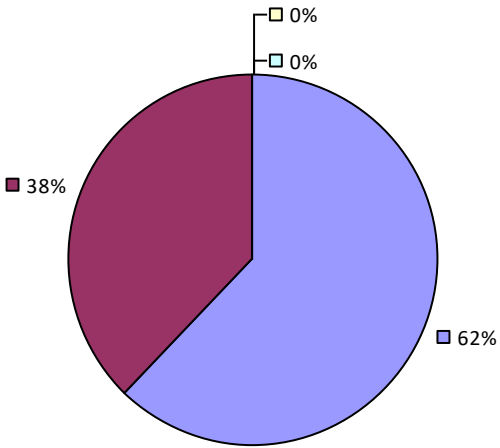
2022-23 TEACHER EVALUATION RESULTS

Student performance results not shown due to suppression*

Teacher Observation



Overall Rating

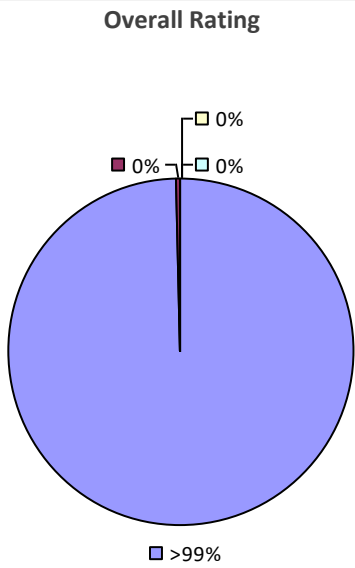
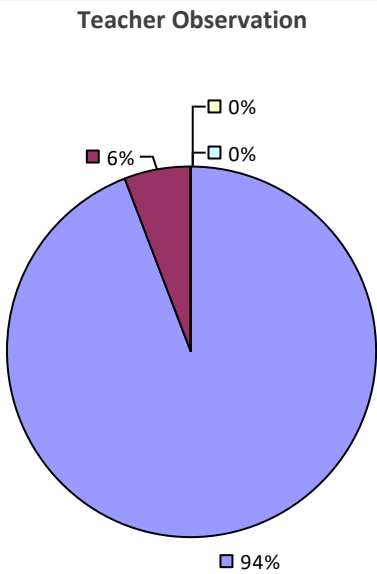
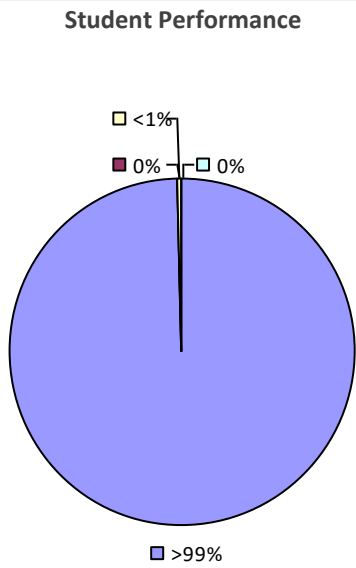


2022-23 PRINCIPAL EVALUATION RESULTS NOT SHOWN DUE TO SUPPRESSION*

* Data is suppressed if 100% of teachers/principals received the same rating or if the total teachers/principals in an LEA is less than five.

BELLMORE-MERRICK CENTRAL HS DISTRICT

2022-23 TEACHER EVALUATION RESULTS



2022-23 PRINCIPAL EVALUATION RESULTS NOT SHOWN DUE TO SUPPRESSION*

* Data is suppressed if 100% of teachers/principals received the same rating or if the total teachers/principals in an LEA is less than five.

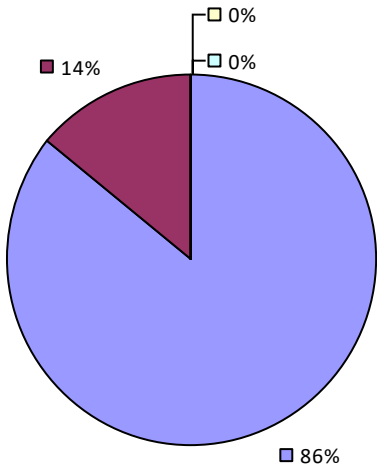
BEMUS POINT CSD

2022-23 TEACHER EVALUATION RESULTS

Student performance results not shown due to suppression*

Teacher Observation

Overall results not shown due to suppression*



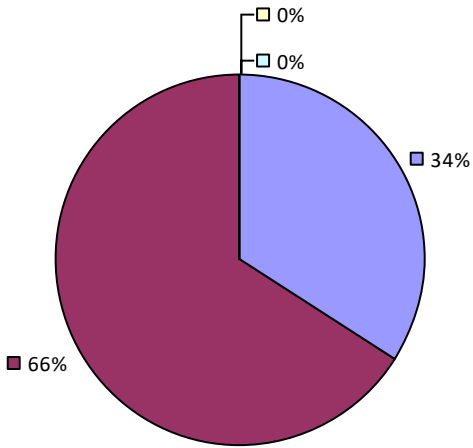
2022-23 PRINCIPAL EVALUATION RESULTS NOT SHOWN DUE TO SUPPRESSION*

* Data is suppressed if 100% of teachers/principals received the same rating or if the total teachers/principals in an LEA is less than five.

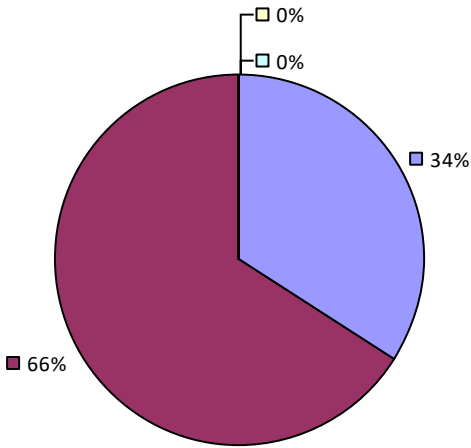
BERLIN CSD

2022-23 TEACHER EVALUATION RESULTS

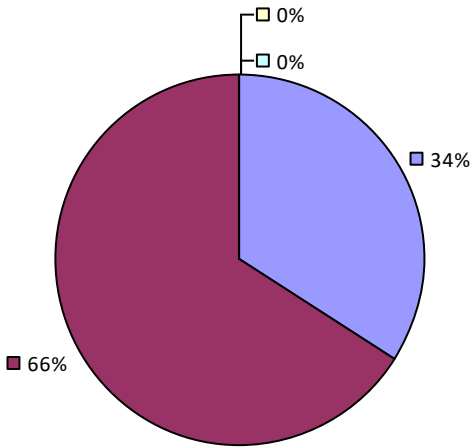
Student Performance



Teacher Observation



Overall Rating



2022-23 PRINCIPAL EVALUATION RESULTS NOT SHOWN DUE TO SUPPRESSION*

* Data is suppressed if 100% of teachers/principals received the same rating or if the total teachers/principals in an LEA is less than five.

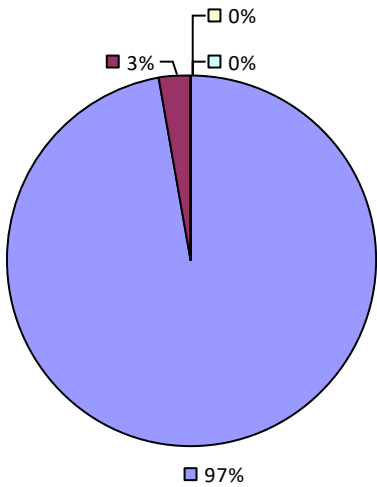
BERNE-KNOX-WESTERLO CSD

2022-23 TEACHER EVALUATION RESULTS

Student performance results not shown due to suppression*

Teacher Observation

Overall results not shown due to suppression*



2022-23 PRINCIPAL EVALUATION RESULTS NOT SHOWN DUE TO SUPPRESSION*

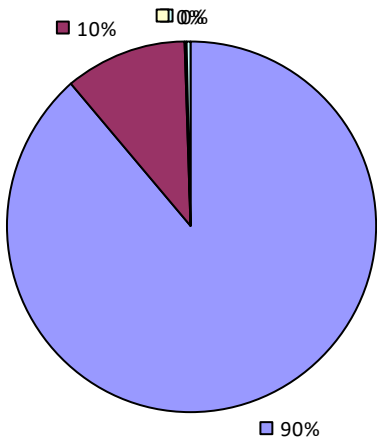
* Data is suppressed if 100% of teachers/principals received the same rating or if the total teachers/principals in an LEA is less than five.

BETHLEHEM CSD

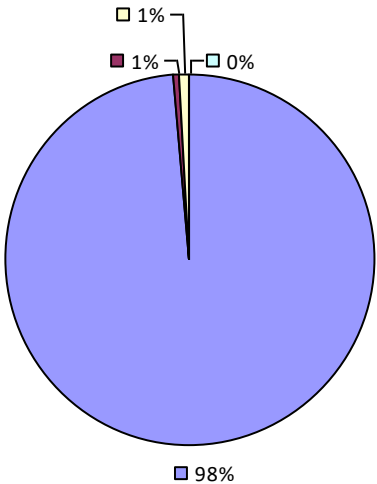
2022-23 TEACHER EVALUATION RESULTS

Student performance results not shown due to suppression*

Teacher Observation



Overall Rating



2022-23 PRINCIPAL EVALUATION RESULTS NOT SHOWN DUE TO SUPPRESSION*

* Data is suppressed if 100% of teachers/principals received the same rating or if the total teachers/principals in an LEA is less than five.

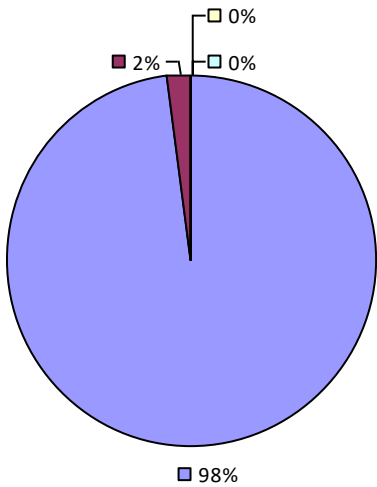
BETHPAGE UFSD

2022-23 TEACHER EVALUATION RESULTS

Student performance results not shown due to suppression*

Teacher Observation

Overall results not shown due to suppression*



2022-23 PRINCIPAL EVALUATION RESULTS NOT SHOWN DUE TO SUPPRESSION*

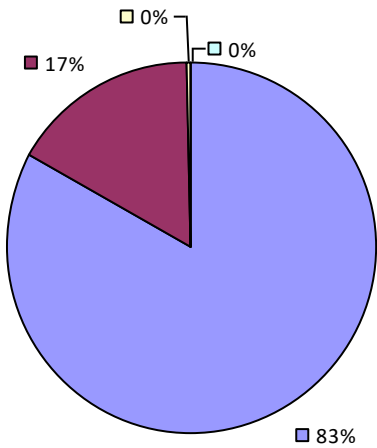
* Data is suppressed if 100% of teachers/principals received the same rating or if the total teachers/principals in an LEA is less than five.

BINGHAMTON CITY SD

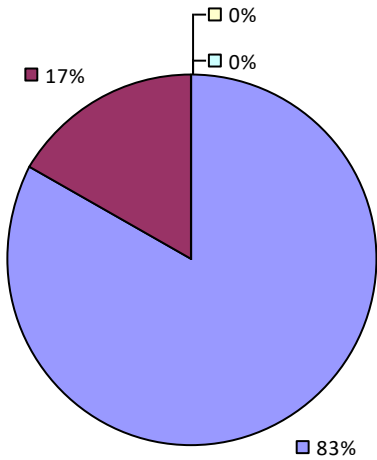
2022-23 TEACHER EVALUATION RESULTS

Student performance results not shown due to suppression*

Teacher Observation



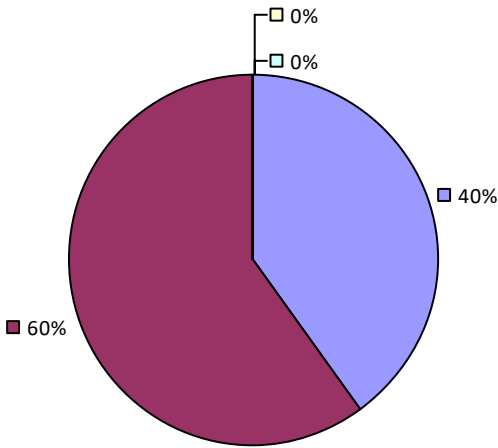
Overall Rating



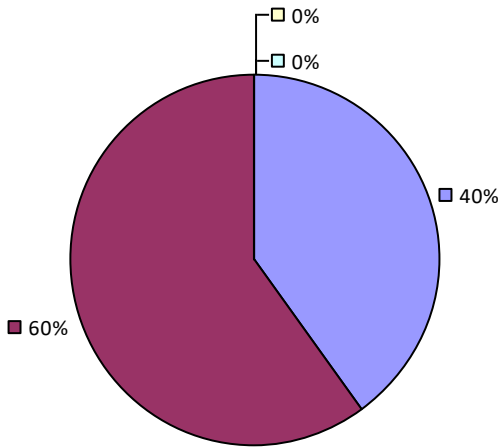
2022-23 PRINCIPAL EVALUATION RESULTS

Student performance results not shown due to suppression*

Principal School Visits



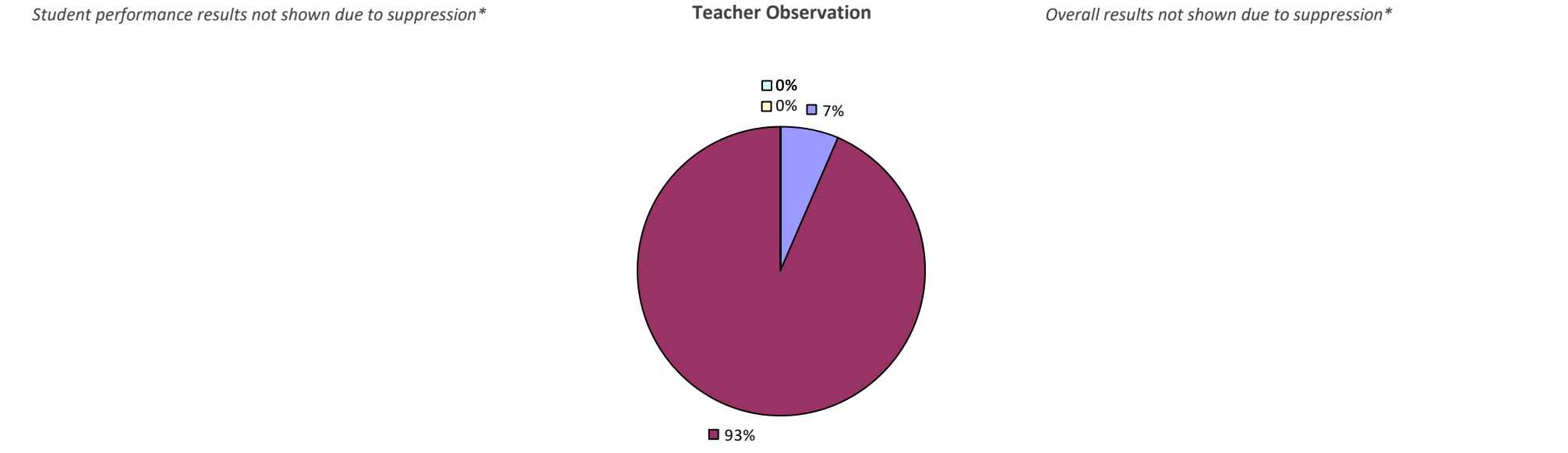
Overall Rating



* Data is suppressed if 100% of teachers/principals received the same rating or if the total teachers/principals in an LEA is less than five.

BLIND BROOK-RYE UFSD

2022-23 TEACHER EVALUATION RESULTS



2022-23 PRINCIPAL EVALUATION RESULTS NOT SHOWN DUE TO SUPPRESSION*

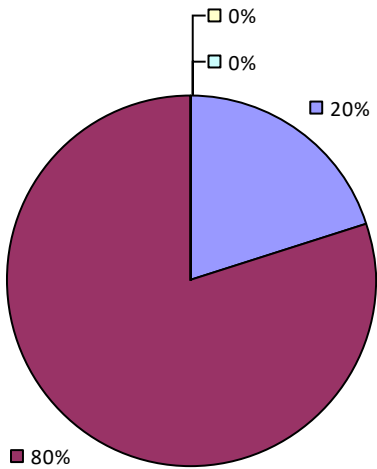
* Data is suppressed if 100% of teachers/principals received the same rating or if the total teachers/principals in an LEA is less than five.

BOLIVAR-RICHBURG CSD

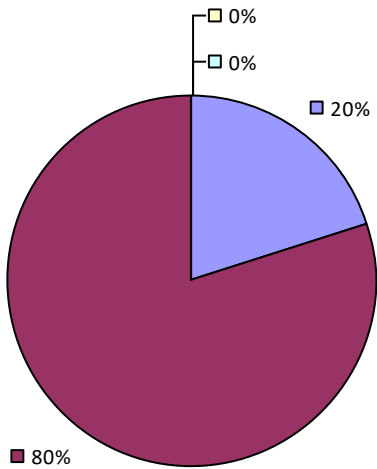
2022-23 TEACHER EVALUATION RESULTS

*Student performance results not shown due to suppression**

Teacher Observation



Overall Rating



2022-23 PRINCIPAL EVALUATION RESULTS NOT SHOWN DUE TO SUPPRESSION*

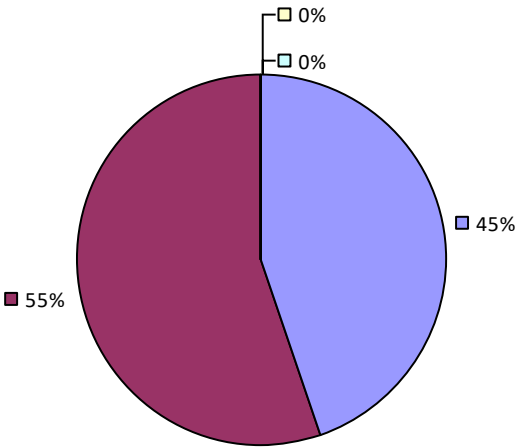
** Data is suppressed if 100% of teachers/principals received the same rating or if the total teachers/principals in an LEA is less than five.*

BOLTON CSD

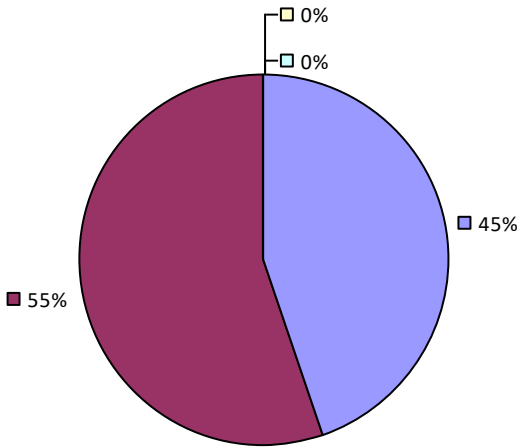
2022-23 TEACHER EVALUATION RESULTS

Student performance results not shown due to suppression*

Teacher Observation



Overall Rating



2022-23 PRINCIPAL EVALUATION RESULTS NOT SHOWN DUE TO SUPPRESSION*

* Data is suppressed if 100% of teachers/principals received the same rating or if the total teachers/principals in an LEA is less than five.

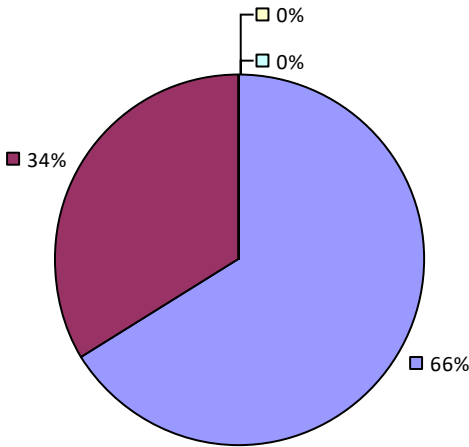
BOQUET VALLEY CSD

2022-23 TEACHER EVALUATION RESULTS

Student performance results not shown due to suppression*

Teacher Observation

Overall results not shown due to suppression*

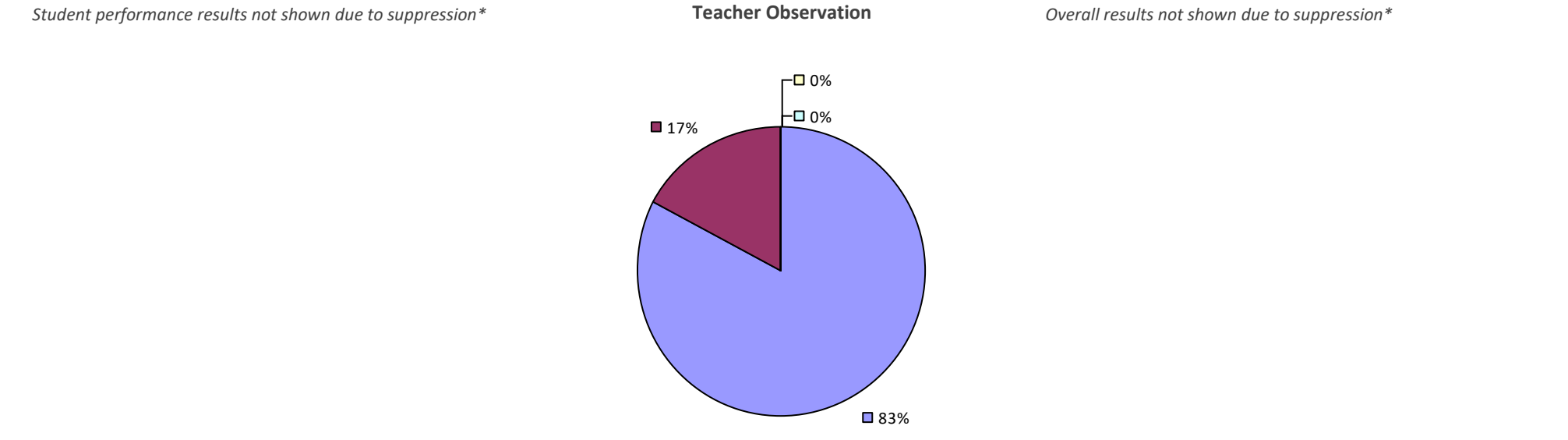


2022-23 PRINCIPAL EVALUATION RESULTS NOT SUBMITTED

* Data is suppressed if 100% of teachers/principals received the same rating or if the total teachers/principals in an LEA is less than five.

BRADFORD CSD

2022-23 TEACHER EVALUATION RESULTS



2022-23 PRINCIPAL EVALUATION RESULTS NOT SUBMITTED

* Data is suppressed if 100% of teachers/principals received the same rating or if the total teachers/principals in an LEA is less than five.

BRASHER FALLS CSD

*2022-23 TEACHER EVALUATION RESULTS NOT SHOWN DUE TO SUPPRESSION**

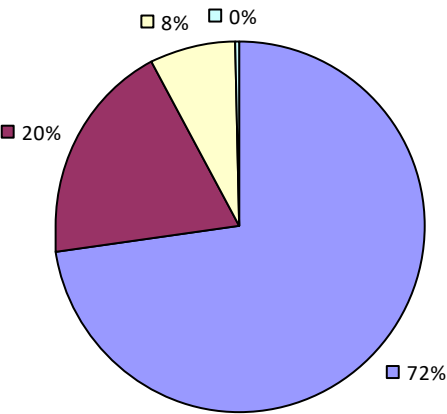
*2022-23 PRINCIPAL EVALUATION RESULTS NOT SHOWN DUE TO SUPPRESSION**

** Data is suppressed if 100% of teachers/principals received the same rating or if the total teachers/principals in an LEA is less than five.*

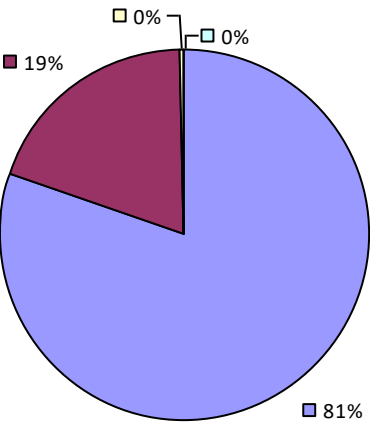
BRENTWOOD UFSD

2022-23 TEACHER EVALUATION RESULTS

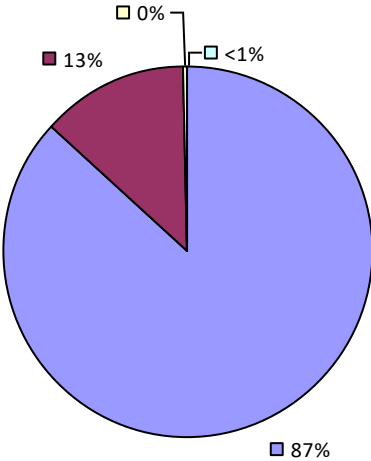
Student Performance



Teacher Observation

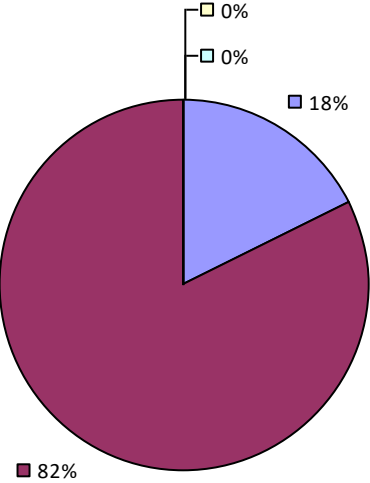


Overall Rating

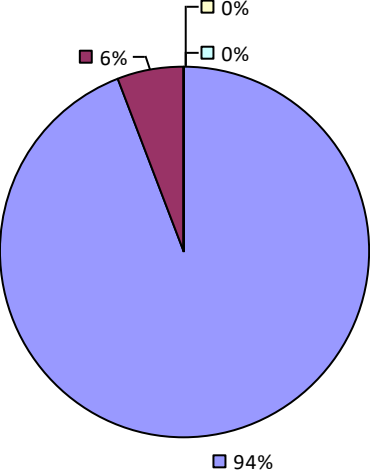


2022-23 PRINCIPAL EVALUATION RESULTS

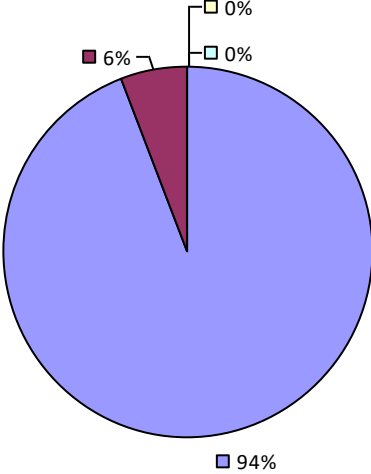
Student Performance



Principal School Visits



Overall Rating



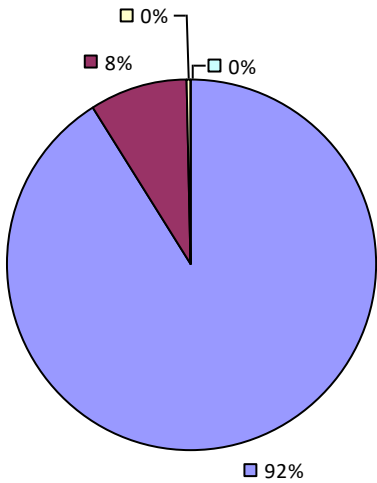
* Data is suppressed if 100% of teachers/principals received the same rating or if the total teachers/principals in an LEA is less than five.

BREWSTER CSD

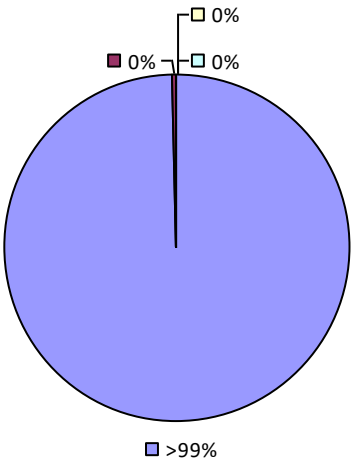
2022-23 TEACHER EVALUATION RESULTS

Student performance results not shown due to suppression*

Teacher Observation



Overall Rating

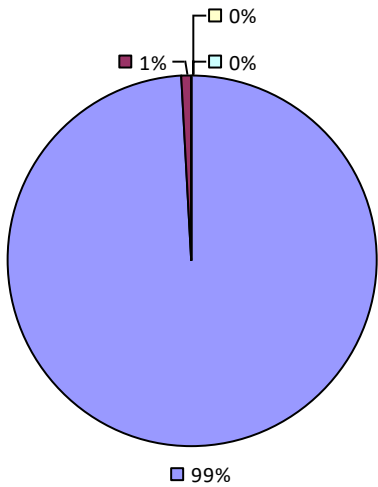


2022-23 PRINCIPAL EVALUATION RESULTS NOT SHOWN DUE TO SUPPRESSION*

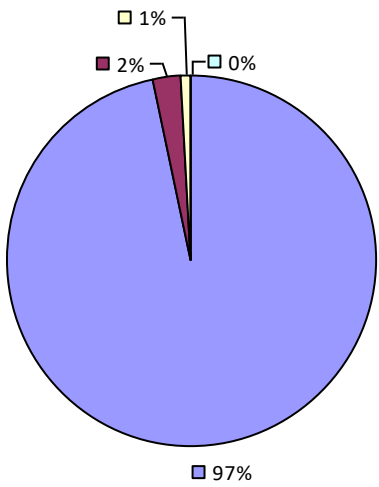
* Data is suppressed if 100% of teachers/principals received the same rating or if the total teachers/principals in an LEA is less than five.

BRIARCLIFF MANOR UFSD
2022-23 TEACHER EVALUATION RESULTS

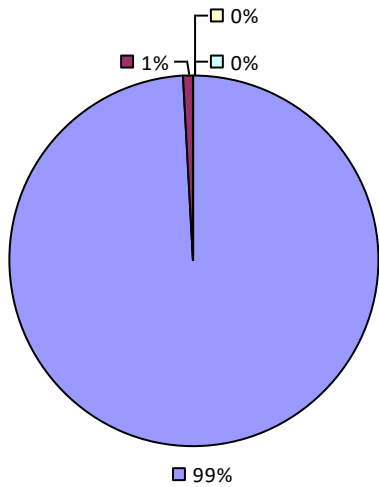
Student Performance



Teacher Observation



Overall Rating

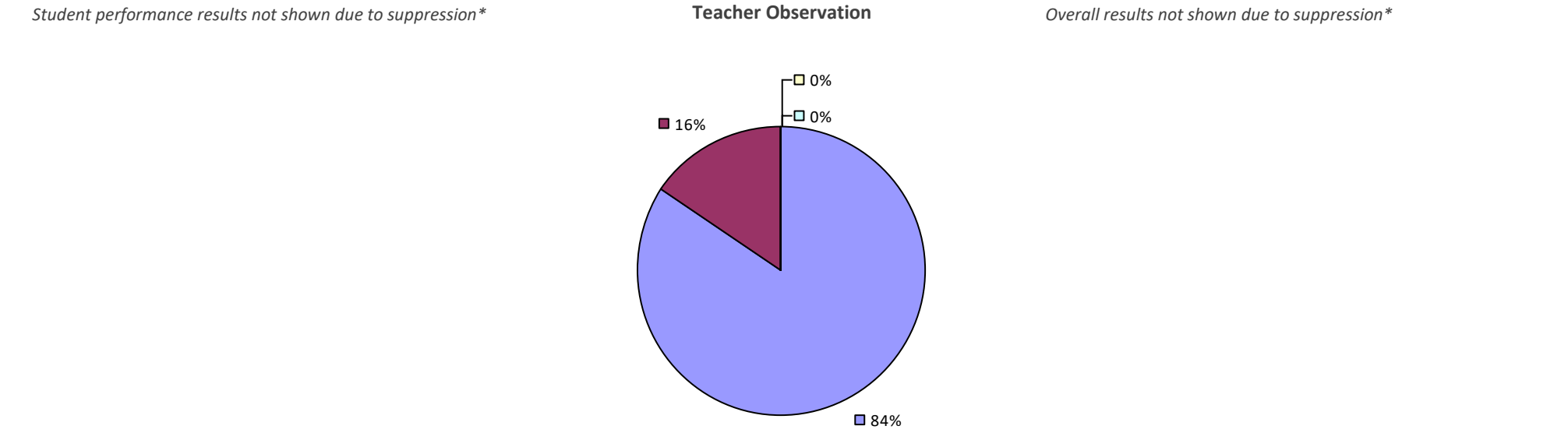


2022-23 PRINCIPAL EVALUATION RESULTS NOT SHOWN DUE TO SUPPRESSION*

* Data is suppressed if 100% of teachers/principals received the same rating or if the total teachers/principals in an LEA is less than five.

BRIDGEHAMPTON UFSD

2022-23 TEACHER EVALUATION RESULTS



2022-23 PRINCIPAL EVALUATION RESULTS NOT SHOWN DUE TO SUPPRESSION*

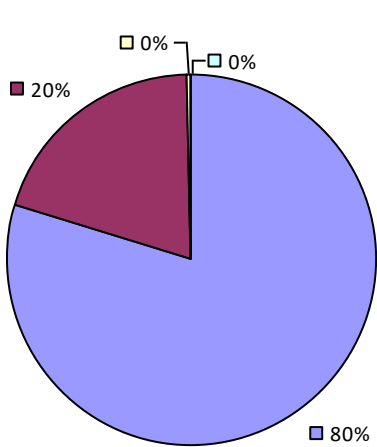
* Data is suppressed if 100% of teachers/principals received the same rating or if the total teachers/principals in an LEA is less than five.

BRIGHTON CSD

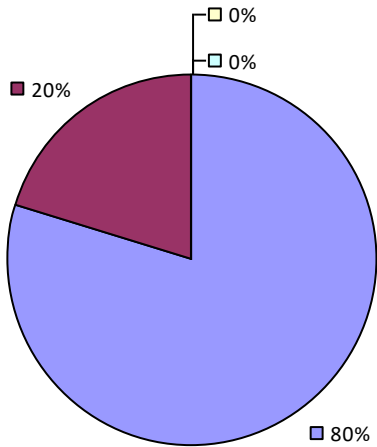
2022-23 TEACHER EVALUATION RESULTS

Student performance results not shown due to suppression*

Teacher Observation



Overall Rating



2022-23 PRINCIPAL EVALUATION RESULTS NOT SHOWN DUE TO SUPPRESSION*

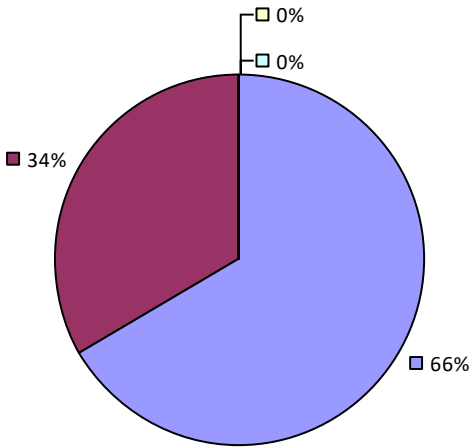
* Data is suppressed if 100% of teachers/principals received the same rating or if the total teachers/principals in an LEA is less than five.

BROADALBIN-PERTH CSD

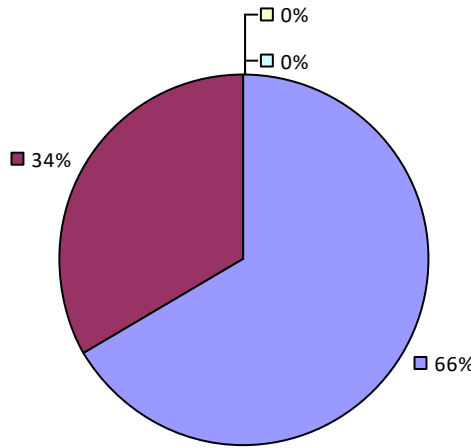
2022-23 TEACHER EVALUATION RESULTS

Student performance results not shown due to suppression*

Teacher Observation



Overall Rating

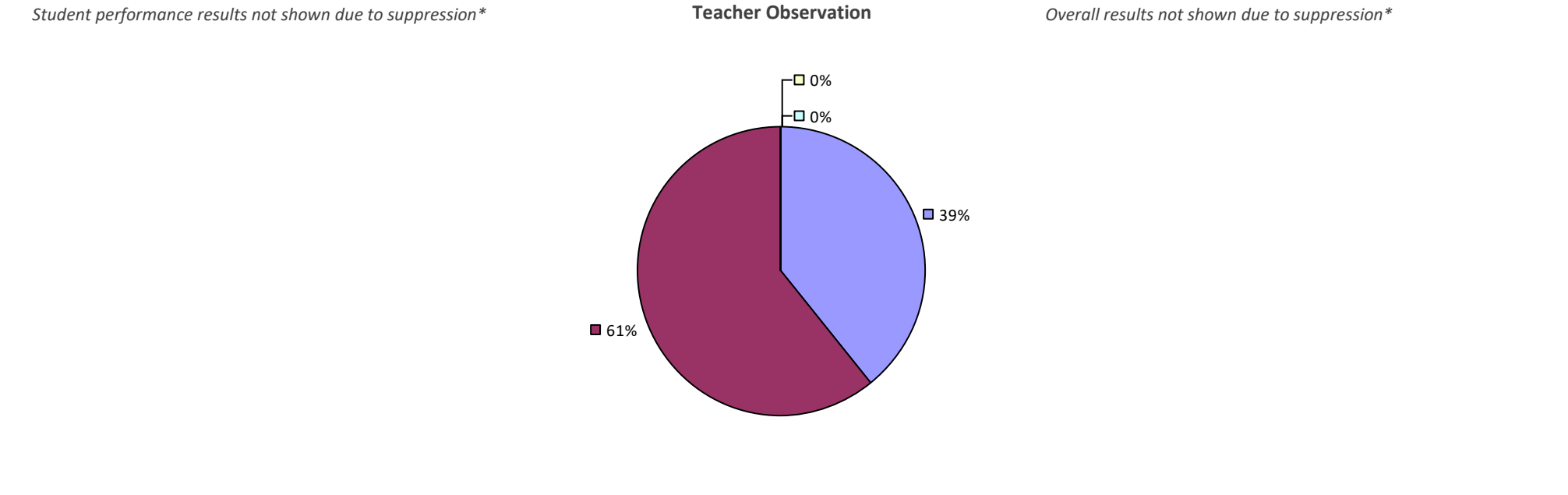


2022-23 PRINCIPAL EVALUATION RESULTS NOT SHOWN DUE TO SUPPRESSION*

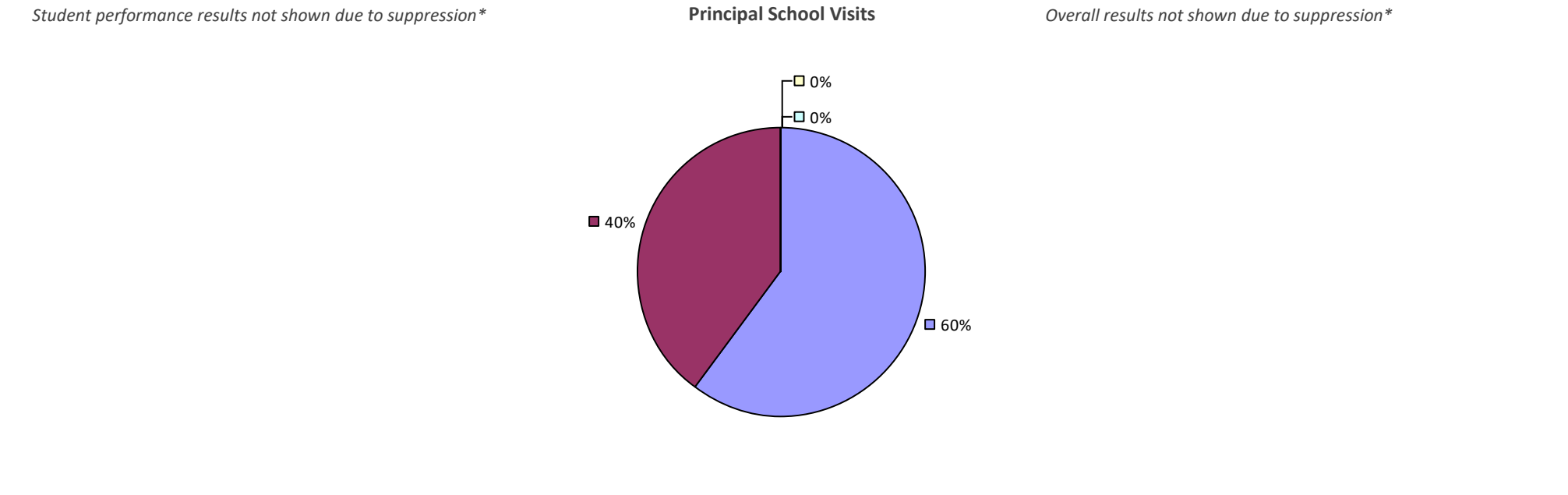
* Data is suppressed if 100% of teachers/principals received the same rating or if the total teachers/principals in an LEA is less than five.

BROCKPORT CSD

2022-23 TEACHER EVALUATION RESULTS



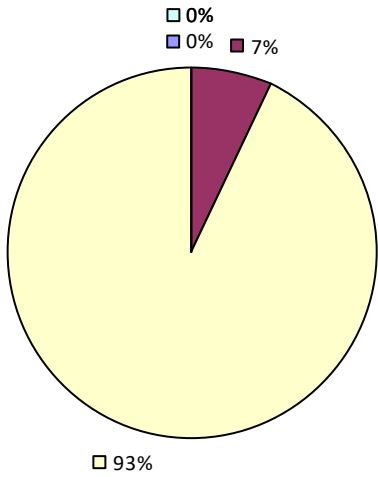
2022-23 PRINCIPAL EVALUATION RESULTS



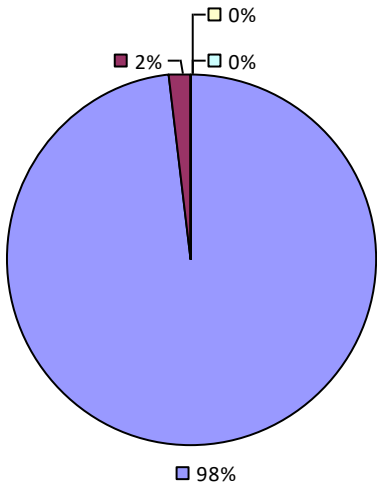
BROCTON CSD

2022-23 TEACHER EVALUATION RESULTS

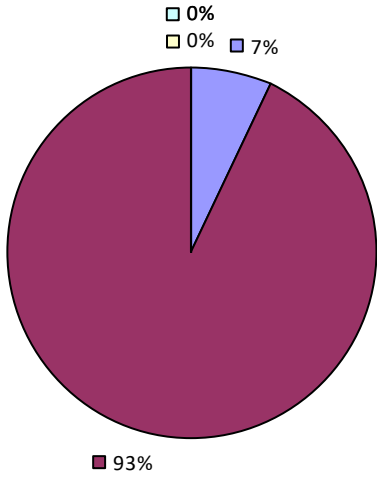
Student Performance



Teacher Observation



Overall Rating

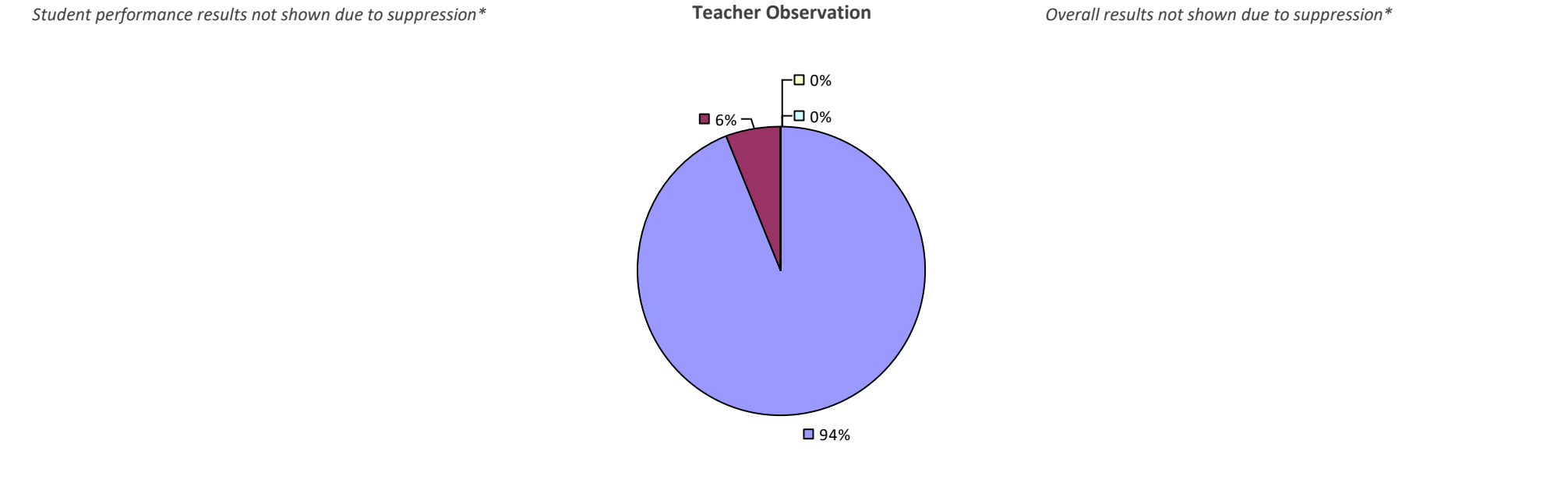


2022-23 PRINCIPAL EVALUATION RESULTS NOT SHOWN DUE TO SUPPRESSION*

* Data is suppressed if 100% of teachers/principals received the same rating or if the total teachers/principals in an LEA is less than five.

BRONXVILLE UFSD

2022-23 TEACHER EVALUATION RESULTS



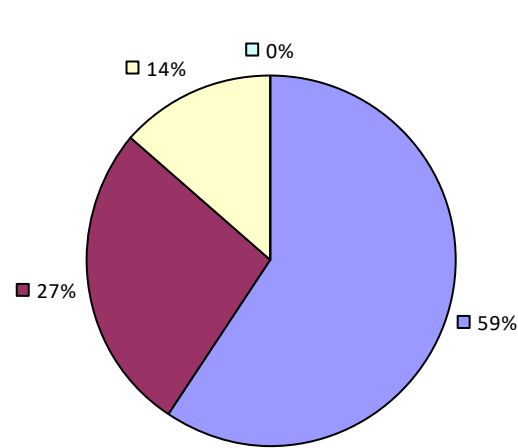
2022-23 PRINCIPAL EVALUATION RESULTS NOT SHOWN DUE TO SUPPRESSION*

* Data is suppressed if 100% of teachers/principals received the same rating or if the total teachers/principals in an LEA is less than five.

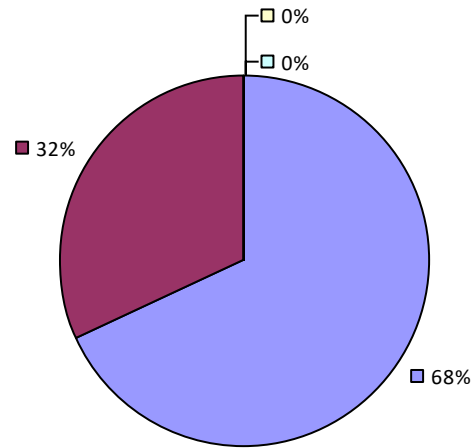
BROOKFIELD CSD

2022-23 TEACHER EVALUATION RESULTS

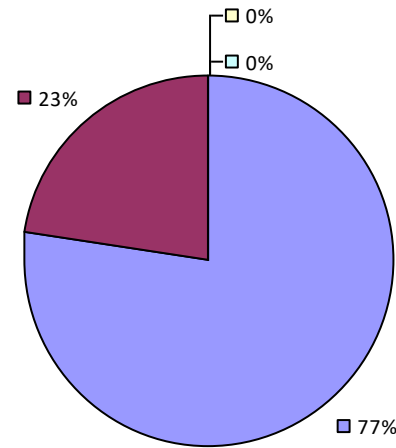
Student Performance



Teacher Observation



Overall Rating



2022-23 PRINCIPAL EVALUATION RESULTS NOT SUBMITTED

** Data is suppressed if 100% of teachers/principals received the same rating or if the total teachers/principals in an LEA is less than five.*

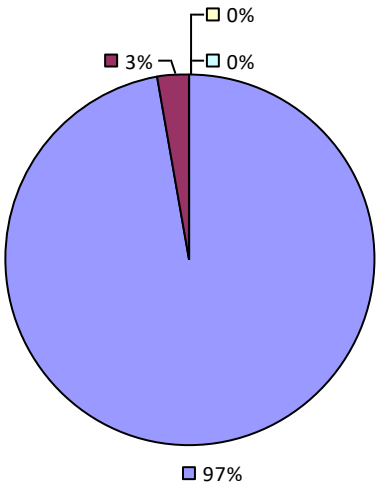
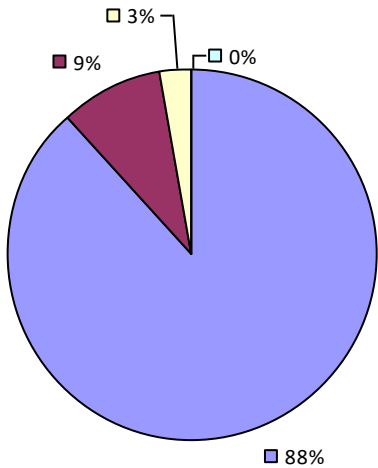
BROOKHAVEN-COMSEWOGUE UFSD

2022-23 TEACHER EVALUATION RESULTS

Student Performance

Teacher observation results not shown due to suppression*

Overall Rating



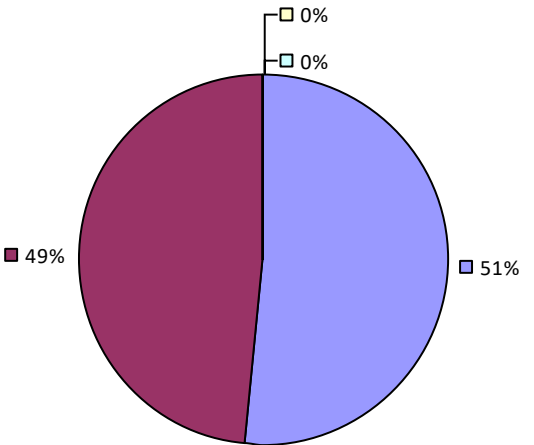
2022-23 PRINCIPAL EVALUATION RESULTS NOT SHOWN DUE TO SUPPRESSION*

* Data is suppressed if 100% of teachers/principals received the same rating or if the total teachers/principals in an LEA is less than five.

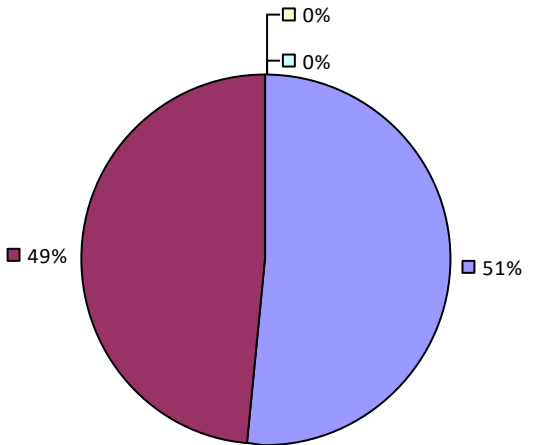
BROOME-DELAWARE-TIOGA BOCES

Student performance results not shown due to suppression*

Teacher Observation



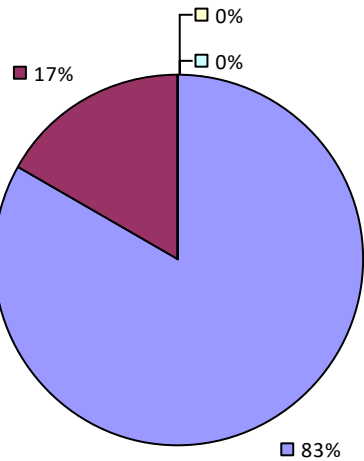
Overall Rating



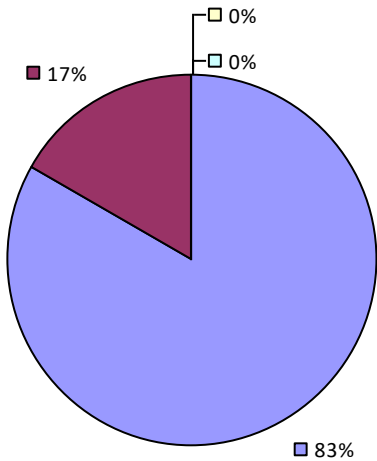
2022-23 PRINCIPAL EVALUATION RESULTS

Student performance results not shown due to suppression*

Principal School Visits



Overall Rating



* Data is suppressed if 100% of teachers/principals received the same rating or if the total teachers/principals in an LEA is less than five.

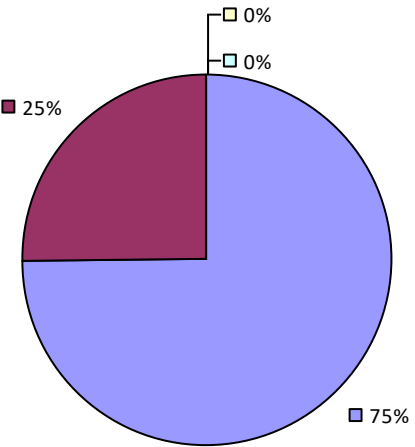
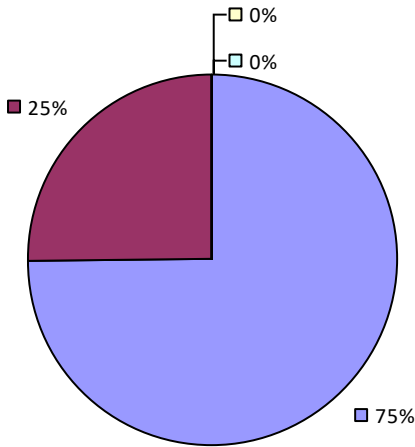
BRUNSWICK CSD (BRITTONKILL)

2022-23 TEACHER EVALUATION RESULTS

*Student performance results not shown due to suppression**

Teacher Observation

Overall Rating



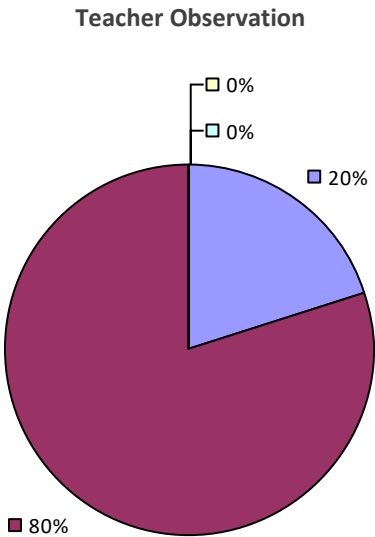
2022-23 PRINCIPAL EVALUATION RESULTS NOT SHOWN DUE TO SUPPRESSION*

** Data is suppressed if 100% of teachers/principals received the same rating or if the total teachers/principals in an LEA is less than five.*

BRUSHTON-MOIRA CSD

2022-23 TEACHER EVALUATION RESULTS

Student performance results not shown due to suppression*



Overall results not shown due to suppression*

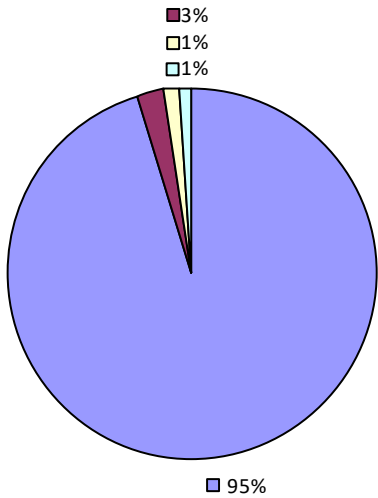
2022-23 PRINCIPAL EVALUATION RESULTS NOT SHOWN DUE TO SUPPRESSION*

* Data is suppressed if 100% of teachers/principals received the same rating or if the total teachers/principals in an LEA is less than five.

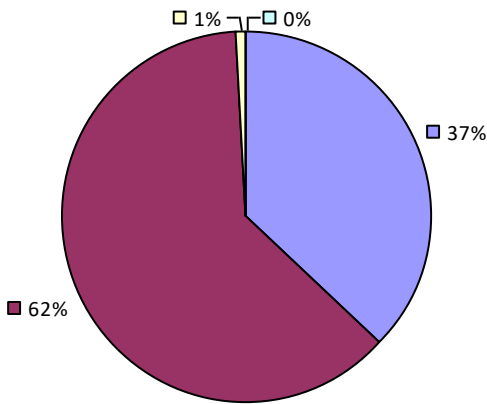
BUFFALO CITY SD

2022-23 TEACHER EVALUATION RESULTS

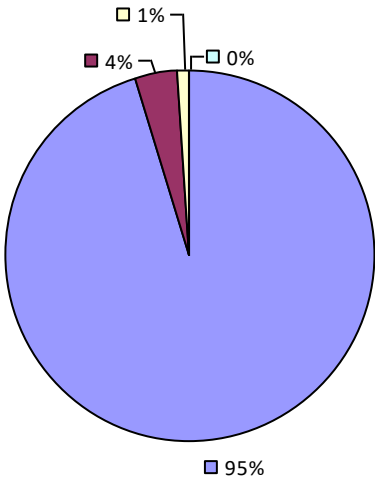
Student Performance



Teacher Observation



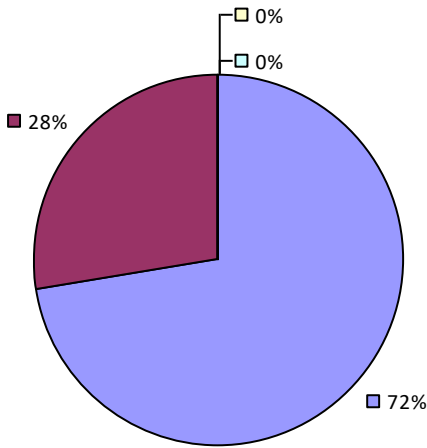
Overall Rating



2022-23 PRINCIPAL EVALUATION RESULTS

Student performance results not shown due to suppression*

Principal School Visits



Overall results not shown due to suppression*

* Data is suppressed if 100% of teachers/principals received the same rating or if the total teachers/principals in an LEA is less than five.

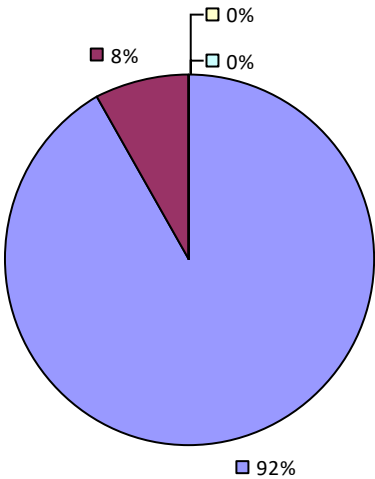
BURNT HILLS-BALLSTON LAKE CSD

2022-23 TEACHER EVALUATION RESULTS

Student performance results not shown due to suppression*

Teacher Observation

Overall results not shown due to suppression*



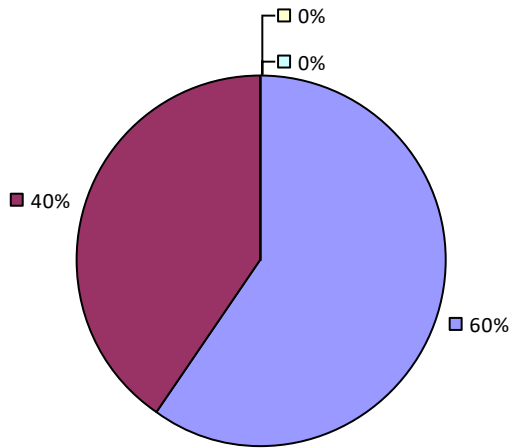
2022-23 PRINCIPAL EVALUATION RESULTS NOT SHOWN DUE TO SUPPRESSION*

* Data is suppressed if 100% of teachers/principals received the same rating or if the total teachers/principals in an LEA is less than five.

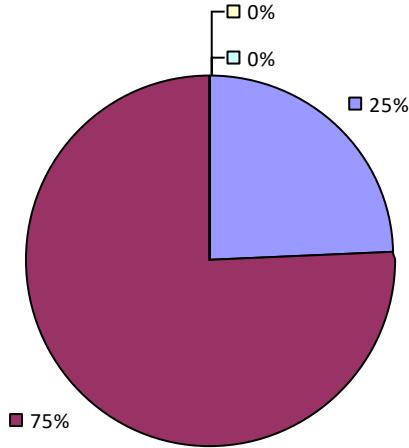
BYRAM HILLS CSD

2022-23 TEACHER EVALUATION RESULTS

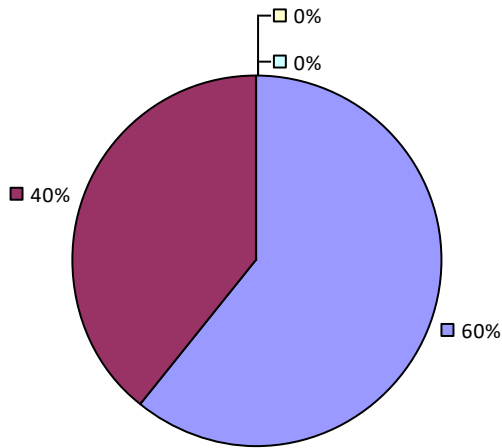
Student Performance



Teacher Observation



Overall Rating



2022-23 PRINCIPAL EVALUATION RESULTS NOT SHOWN DUE TO SUPPRESSION*

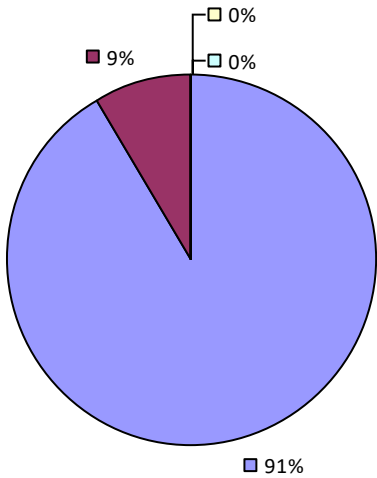
* Data is suppressed if 100% of teachers/principals received the same rating or if the total teachers/principals in an LEA is less than five.

BYRON-BERGEN CSD

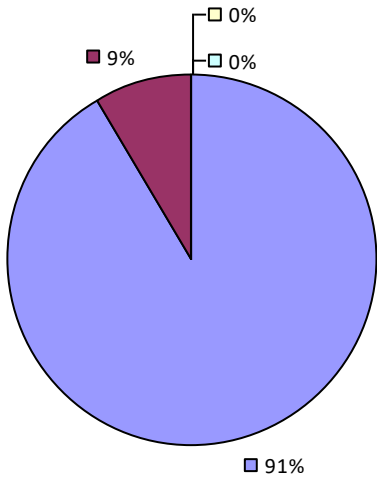
2022-23 TEACHER EVALUATION RESULTS

Student performance results not shown due to suppression*

Teacher Observation



Overall Rating



2022-23 PRINCIPAL EVALUATION RESULTS NOT SHOWN DUE TO SUPPRESSION*

* Data is suppressed if 100% of teachers/principals received the same rating or if the total teachers/principals in an LEA is less than five.

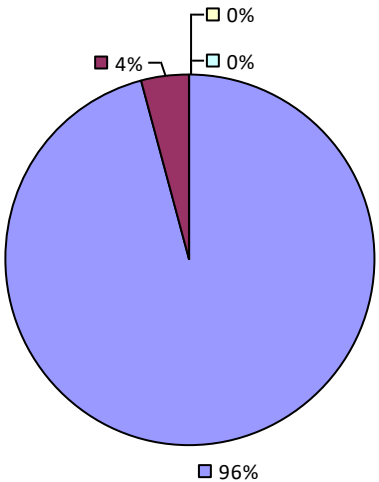
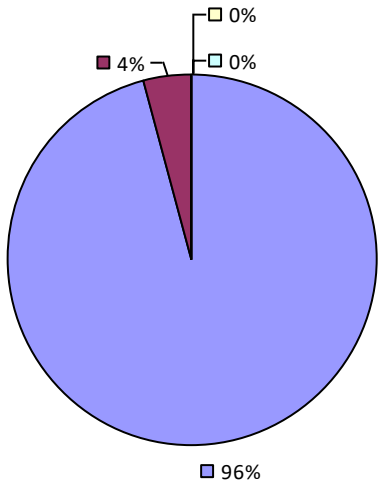
CAIRO-DURHAM CSD

2022-23 TEACHER EVALUATION RESULTS

Student Performance

Teacher observation results not shown due to suppression*

Overall Rating



2022-23 PRINCIPAL EVALUATION RESULTS NOT SHOWN DUE TO SUPPRESSION*

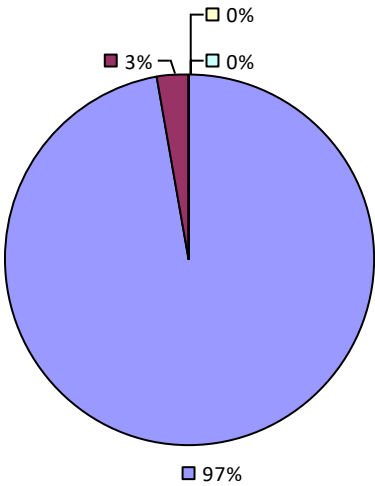
* Data is suppressed if 100% of teachers/principals received the same rating or if the total teachers/principals in an LEA is less than five.

CALEDONIA-MUMFORD CSD

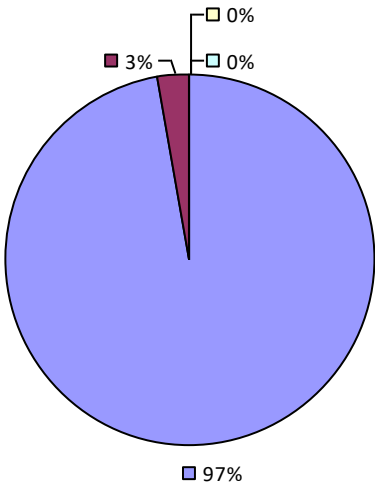
2022-23 TEACHER EVALUATION RESULTS

Student performance results not shown due to suppression*

Teacher Observation



Overall Rating



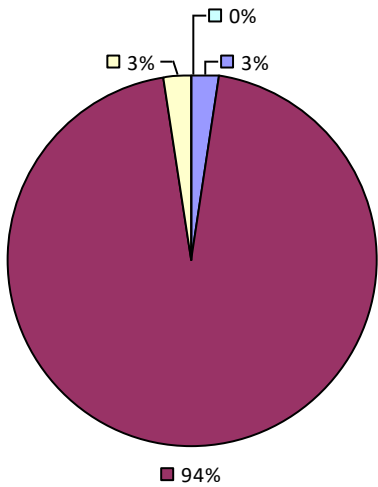
2022-23 PRINCIPAL EVALUATION RESULTS NOT SHOWN DUE TO SUPPRESSION*

* Data is suppressed if 100% of teachers/principals received the same rating or if the total teachers/principals in an LEA is less than five.

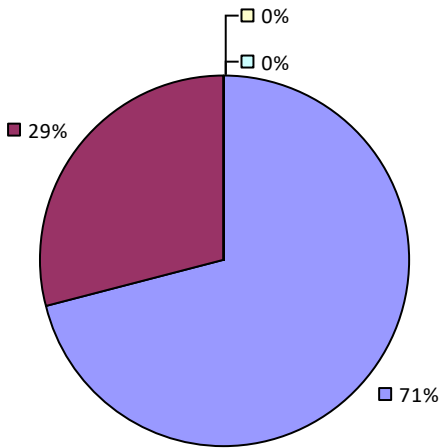
CAMBRIDGE CSD

2022-23 TEACHER EVALUATION RESULTS

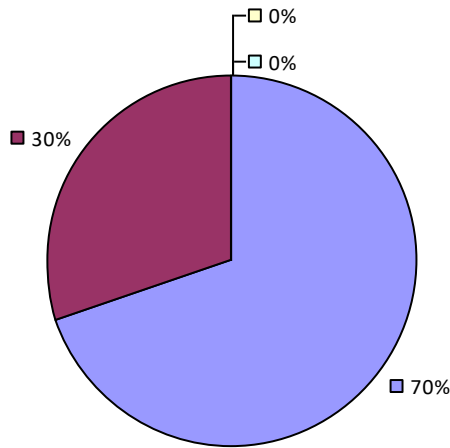
Student Performance



Teacher Observation



Overall Rating



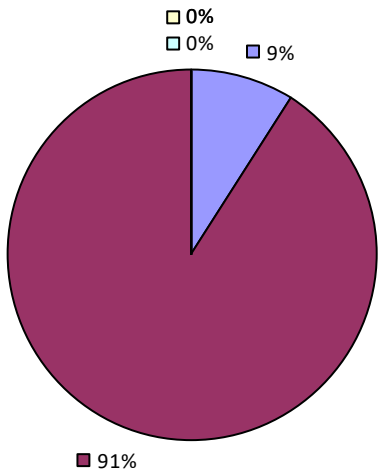
2022-23 PRINCIPAL EVALUATION RESULTS NOT SHOWN DUE TO SUPPRESSION*

* Data is suppressed if 100% of teachers/principals received the same rating or if the total teachers/principals in an LEA is less than five.

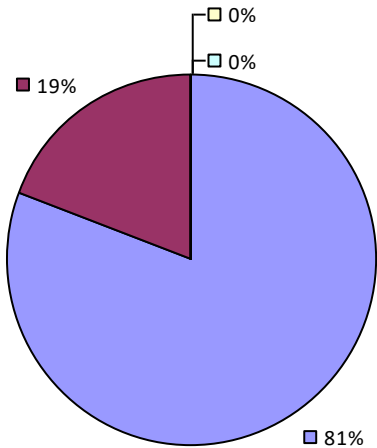
CAMDEN CSD

2022-23 TEACHER EVALUATION RESULTS

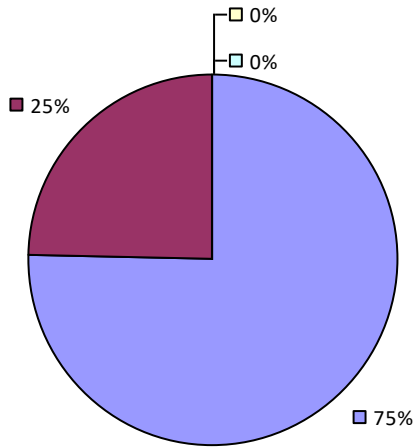
Student Performance



Teacher Observation



Overall Rating



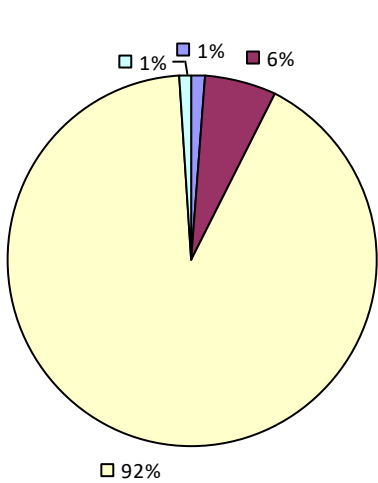
2022-23 PRINCIPAL EVALUATION RESULTS NOT SHOWN DUE TO SUPPRESSION*

* Data is suppressed if 100% of teachers/principals received the same rating or if the total teachers/principals in an LEA is less than five.

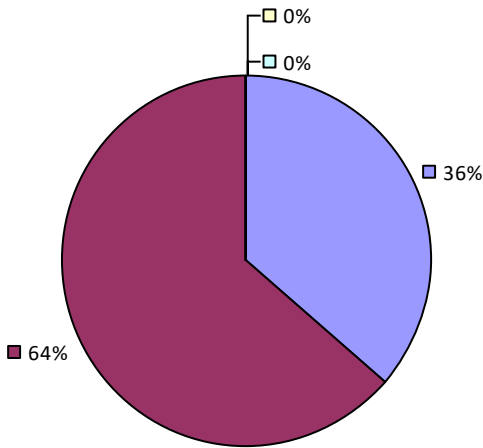
CAMPBELL-SAVONA CSD

2022-23 TEACHER EVALUATION RESULTS

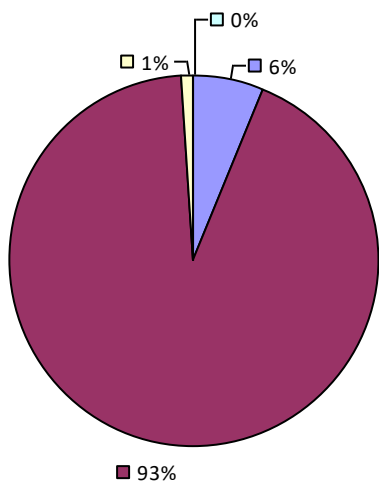
Student Performance



Teacher Observation



Overall Rating



2022-23 PRINCIPAL EVALUATION RESULTS NOT SHOWN DUE TO SUPPRESSION*

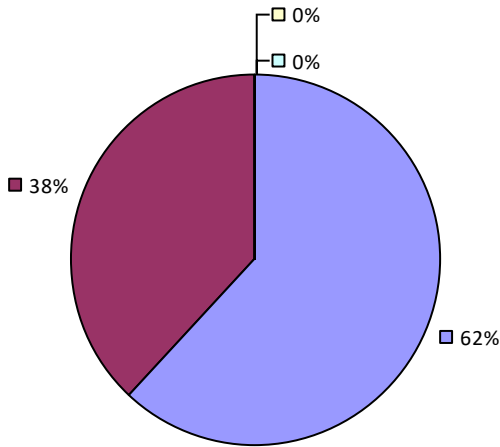
* Data is suppressed if 100% of teachers/principals received the same rating or if the total teachers/principals in an LEA is less than five.

CANAJOHARIE CSD

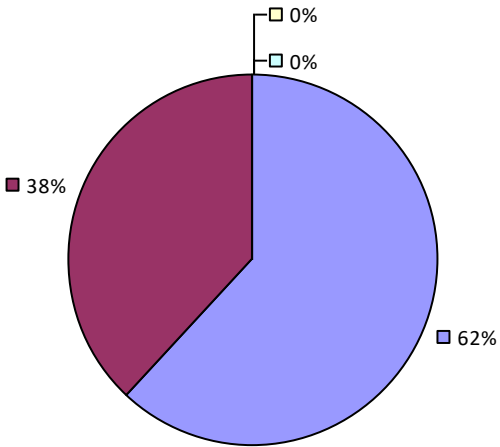
2022-23 TEACHER EVALUATION RESULTS

Student performance results not shown due to suppression*

Teacher Observation



Overall Rating



2022-23 PRINCIPAL EVALUATION RESULTS NOT SHOWN DUE TO SUPPRESSION*

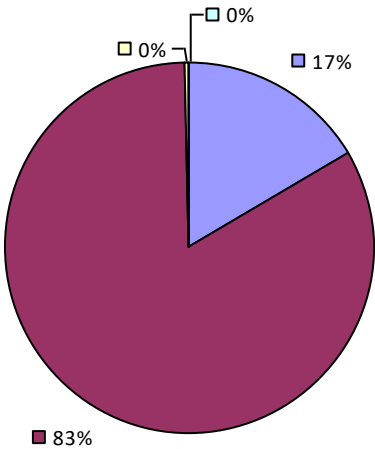
* Data is suppressed if 100% of teachers/principals received the same rating or if the total teachers/principals in an LEA is less than five.

CANANDAIGUA CITY SD

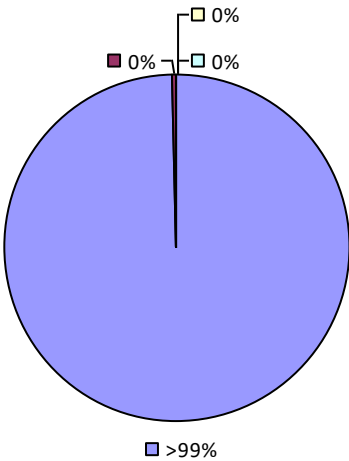
2022-23 TEACHER EVALUATION RESULTS

Student performance results not shown due to suppression*

Teacher Observation



Overall Rating



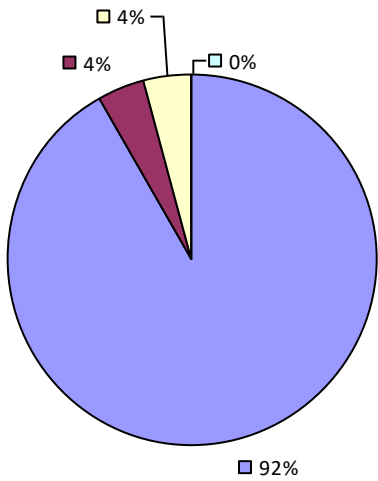
2022-23 PRINCIPAL EVALUATION RESULTS NOT SHOWN DUE TO SUPPRESSION*

* Data is suppressed if 100% of teachers/principals received the same rating or if the total teachers/principals in an LEA is less than five.

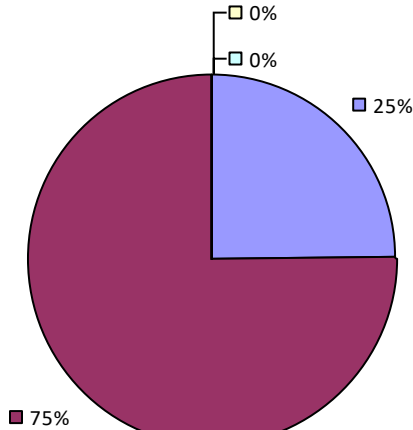
CANASERAGA CSD

2022-23 TEACHER EVALUATION RESULTS

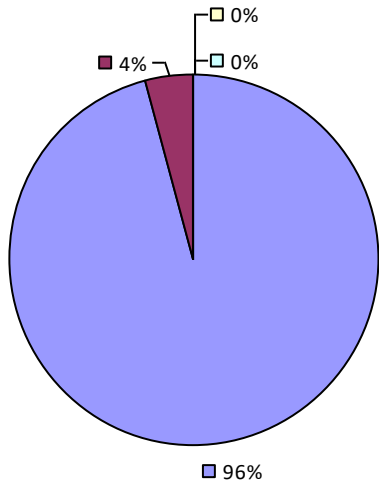
Student Performance



Teacher Observation



Overall Rating



2022-23 PRINCIPAL EVALUATION RESULTS NOT SHOWN DUE TO SUPPRESSION*

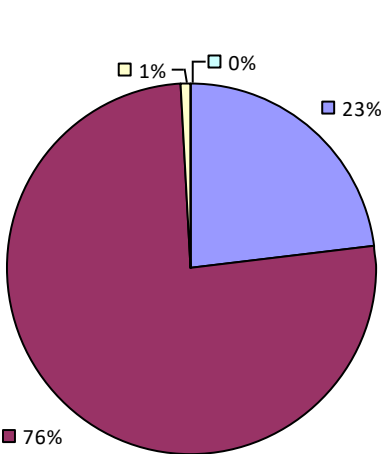
* Data is suppressed if 100% of teachers/principals received the same rating or if the total teachers/principals in an LEA is less than five.

CANASTOTA CSD

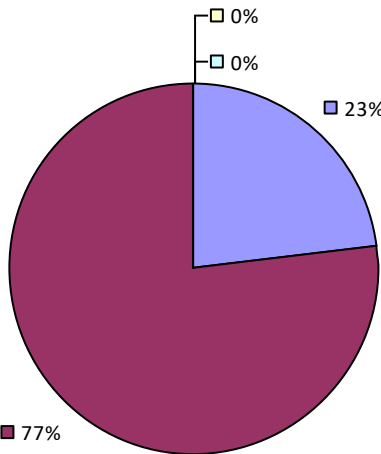
2022-23 TEACHER EVALUATION RESULTS

Student performance results not shown due to suppression*

Teacher Observation



Overall Rating



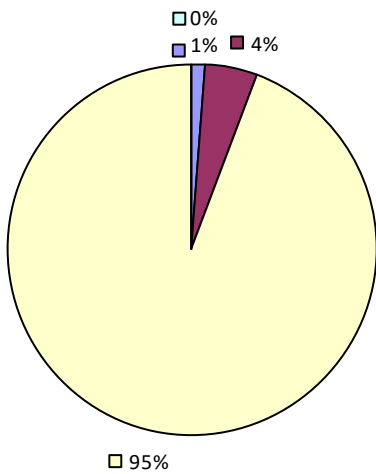
2022-23 PRINCIPAL EVALUATION RESULTS NOT SHOWN DUE TO SUPPRESSION*

* Data is suppressed if 100% of teachers/principals received the same rating or if the total teachers/principals in an LEA is less than five.

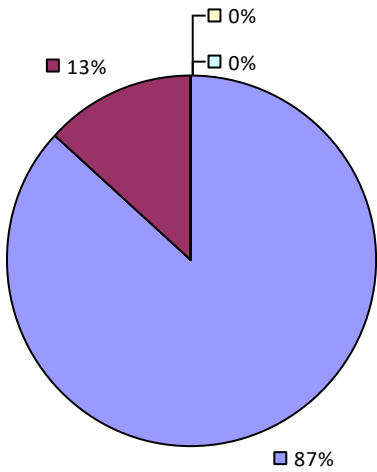
CANDOR CSD

2022-23 TEACHER EVALUATION RESULTS

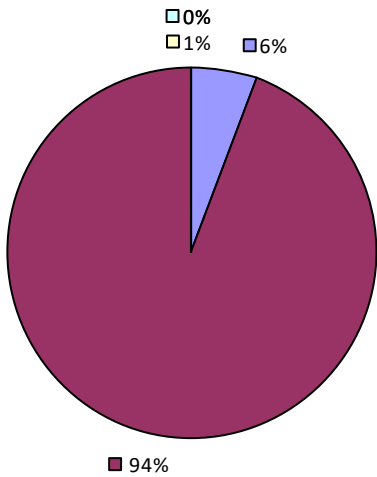
Student Performance



Teacher Observation



Overall Rating



2022-23 PRINCIPAL EVALUATION RESULTS NOT SHOWN DUE TO SUPPRESSION*

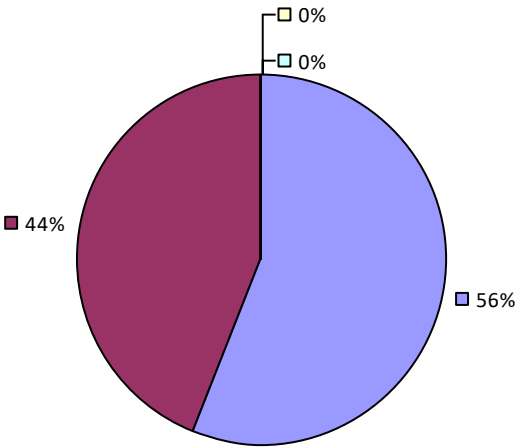
* Data is suppressed if 100% of teachers/principals received the same rating or if the total teachers/principals in an LEA is less than five.

CANISTEO-GREENWOOD CSD

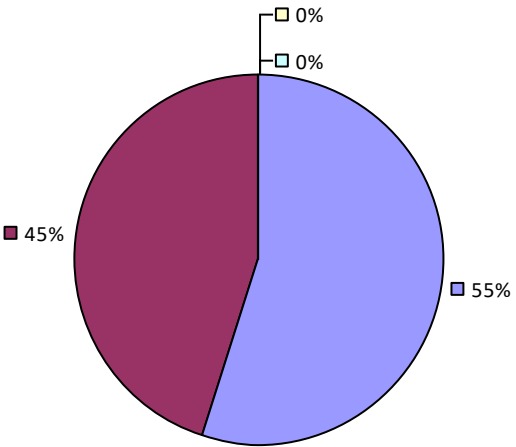
2022-23 TEACHER EVALUATION RESULTS

Student performance results not shown due to suppression*

Teacher Observation



Overall Rating

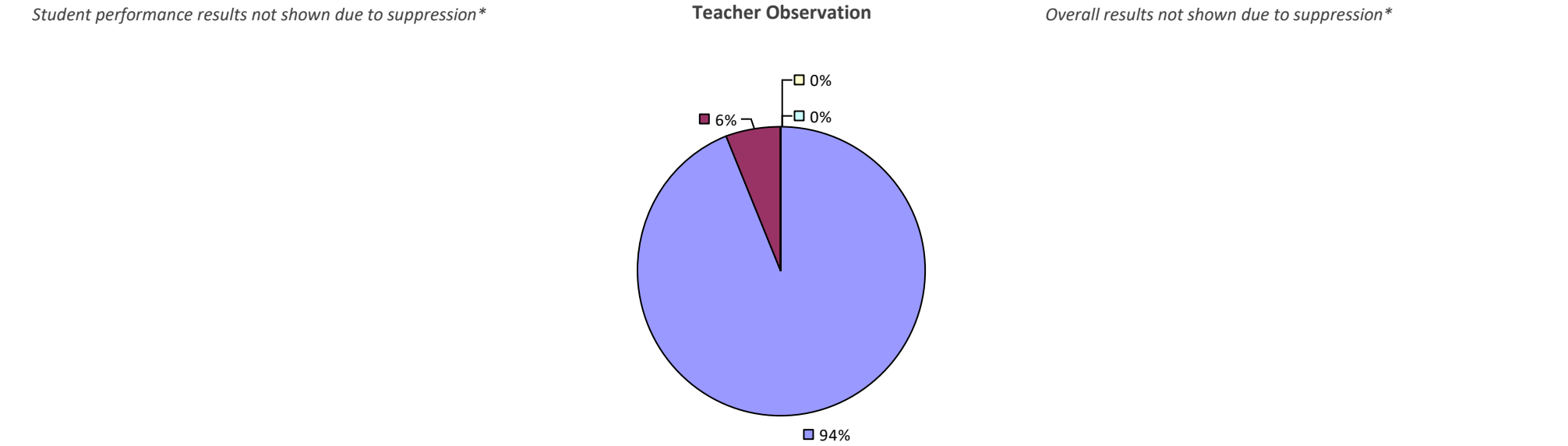


2022-23 PRINCIPAL EVALUATION RESULTS NOT SHOWN DUE TO SUPPRESSION*

* Data is suppressed if 100% of teachers/principals received the same rating or if the total teachers/principals in an LEA is less than five.

CANTON CSD

2022-23 TEACHER EVALUATION RESULTS



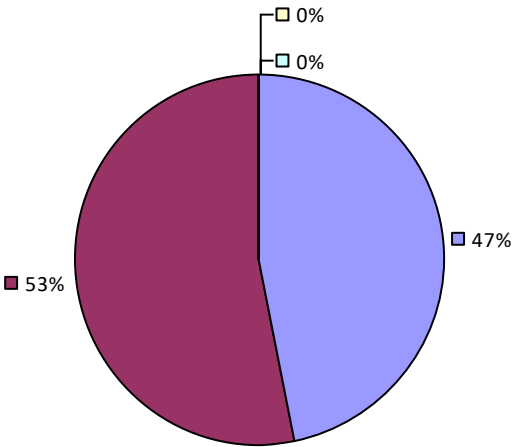
2022-23 PRINCIPAL EVALUATION RESULTS NOT SHOWN DUE TO SUPPRESSION*

* Data is suppressed if 100% of teachers/principals received the same rating or if the total teachers/principals in an LEA is less than five.

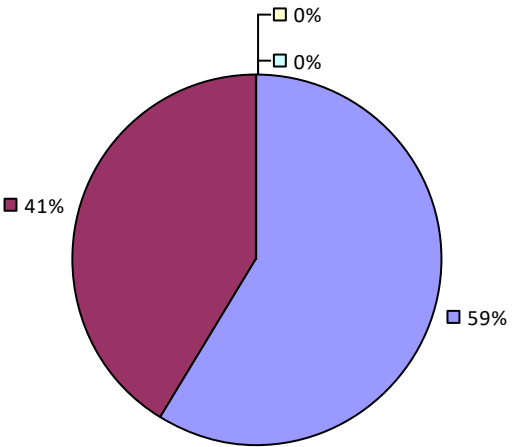
CAPITAL REGION BOCES

Student performance results not shown due to suppression*

Teacher Observation



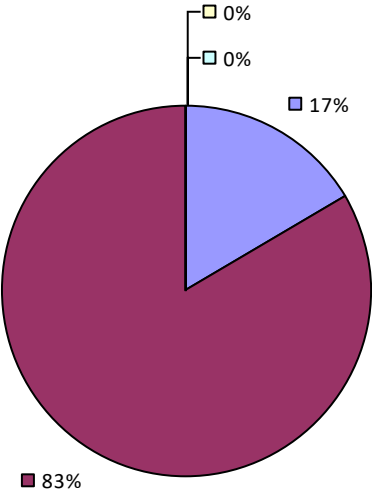
Overall Rating



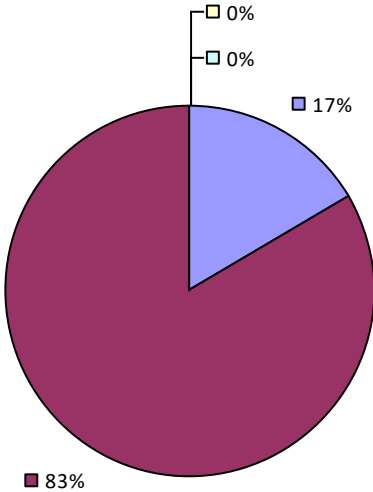
2022-23 PRINCIPAL EVALUATION RESULTS

Student performance results not shown due to suppression*

Principal School Visits



Overall Rating

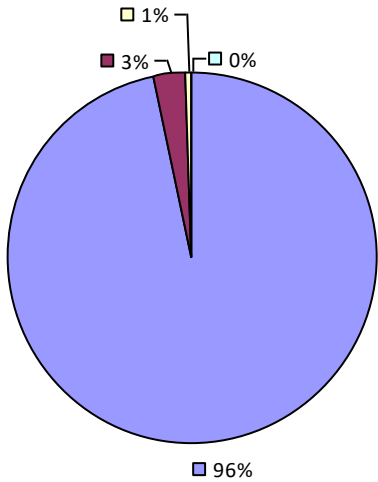


* Data is suppressed if 100% of teachers/principals received the same rating or if the total teachers/principals in an LEA is less than five.

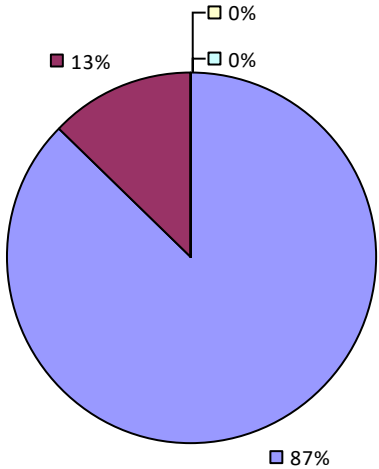
CARLE PLACE UFSD

2022-23 TEACHER EVALUATION RESULTS

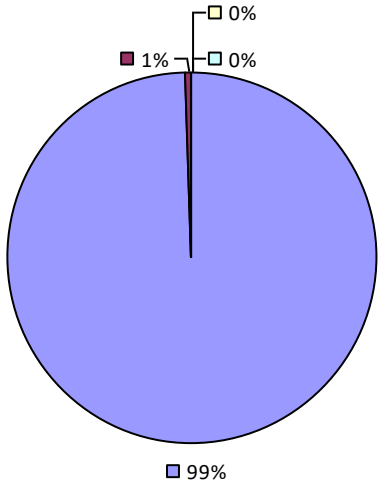
Student Performance



Teacher Observation



Overall Rating



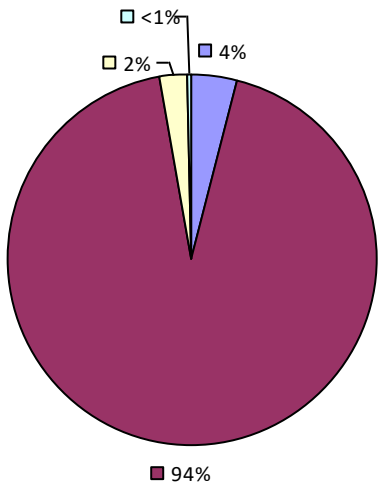
2022-23 PRINCIPAL EVALUATION RESULTS NOT SHOWN DUE TO SUPPRESSION*

* Data is suppressed if 100% of teachers/principals received the same rating or if the total teachers/principals in an LEA is less than five.

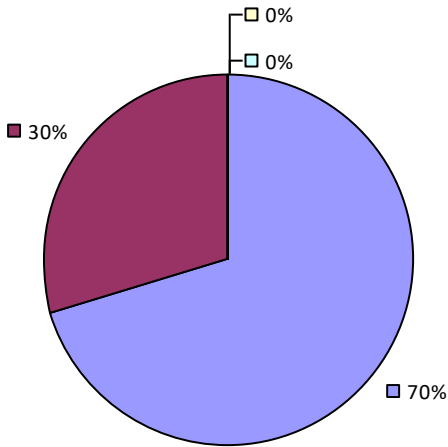
CARMEL CSD

2022-23 TEACHER EVALUATION RESULTS

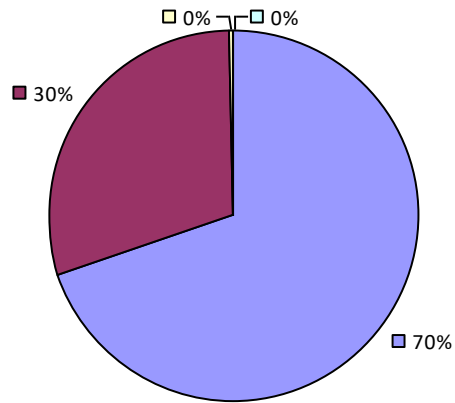
Student Performance



Teacher Observation



Overall Rating



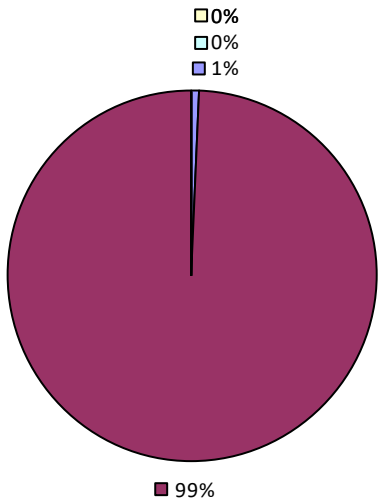
2022-23 PRINCIPAL EVALUATION RESULTS NOT SHOWN DUE TO SUPPRESSION*

* Data is suppressed if 100% of teachers/principals received the same rating or if the total teachers/principals in an LEA is less than five.

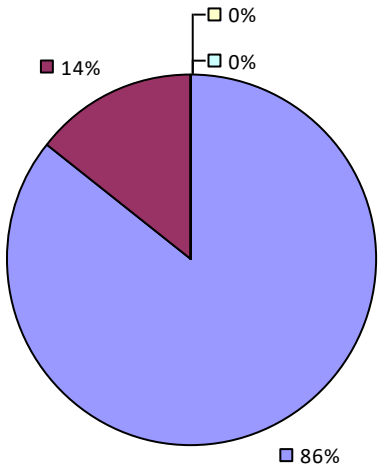
CARTHAGE CSD

2022-23 TEACHER EVALUATION RESULTS

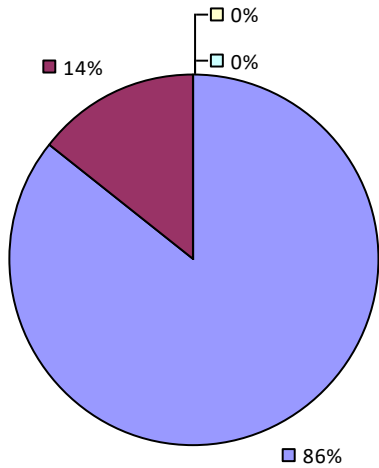
Student Performance



Teacher Observation



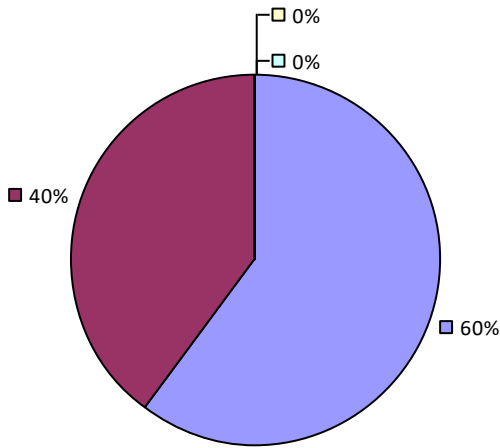
Overall Rating



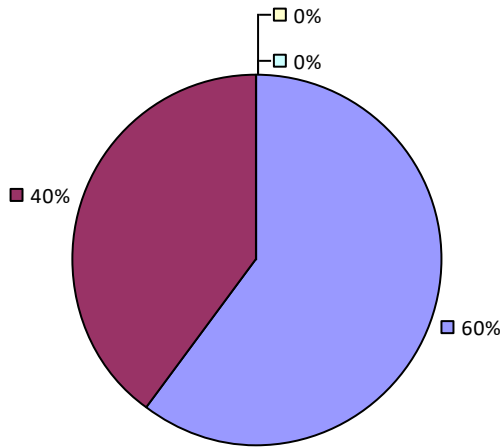
2022-23 PRINCIPAL EVALUATION RESULTS

Student performance results not shown due to suppression*

Principal School Visits



Overall Rating



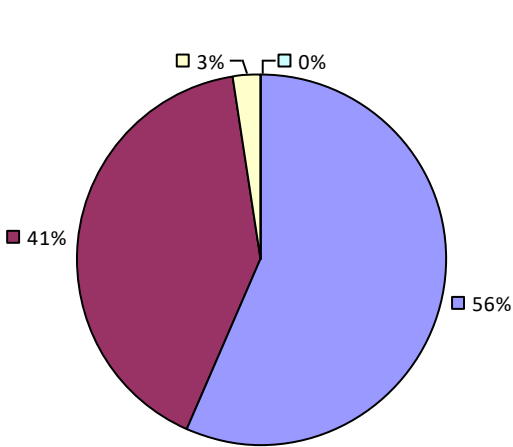
* Data is suppressed if 100% of teachers/principals received the same rating or if the total teachers/principals in an LEA is less than five.

CASSADAGA VALLEY CSD

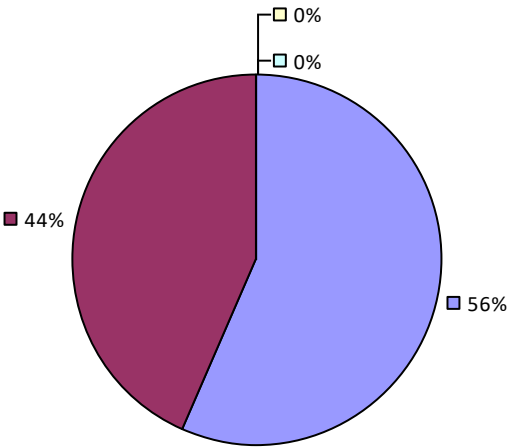
2022-23 TEACHER EVALUATION RESULTS

Student performance results not shown due to suppression*

Teacher Observation



Overall Rating



2022-23 PRINCIPAL EVALUATION RESULTS NOT SHOWN DUE TO SUPPRESSION*

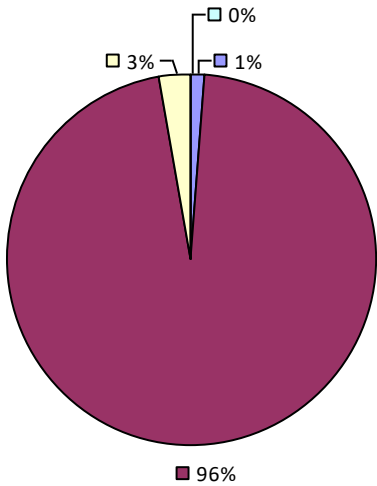
* Data is suppressed if 100% of teachers/principals received the same rating or if the total teachers/principals in an LEA is less than five.

CATO-MERIDIAN CSD

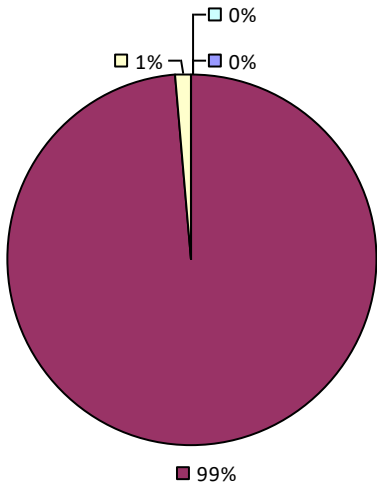
2022-23 TEACHER EVALUATION RESULTS

Student performance results not shown due to suppression*

Teacher Observation



Overall Rating



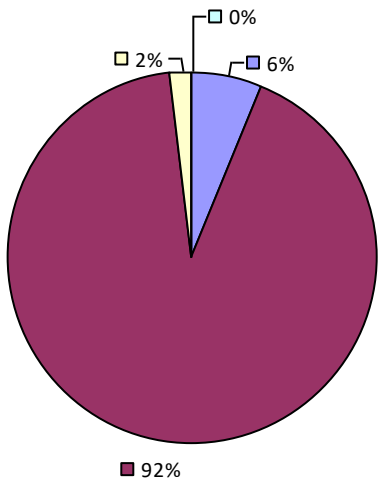
2022-23 PRINCIPAL EVALUATION RESULTS NOT SHOWN DUE TO SUPPRESSION*

* Data is suppressed if 100% of teachers/principals received the same rating or if the total teachers/principals in an LEA is less than five.

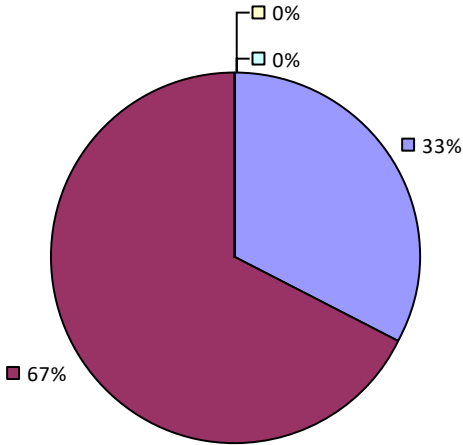
CATSKILL CSD

2022-23 TEACHER EVALUATION RESULTS

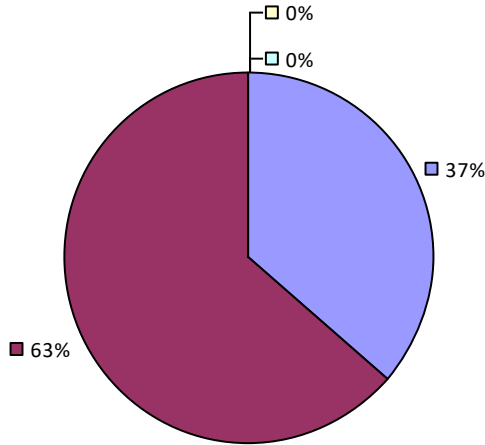
Student Performance



Teacher Observation



Overall Rating



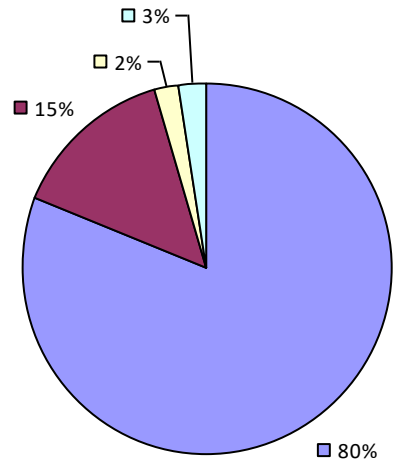
2022-23 PRINCIPAL EVALUATION RESULTS NOT SHOWN DUE TO SUPPRESSION*

* Data is suppressed if 100% of teachers/principals received the same rating or if the total teachers/principals in an LEA is less than five.

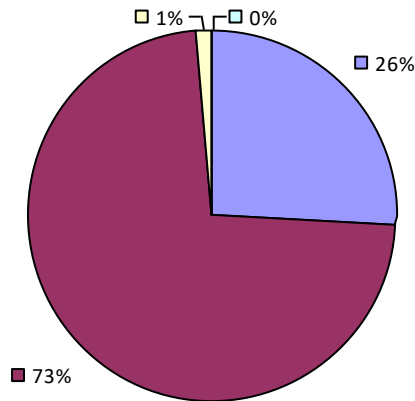
CATTAR-ALLEGANY-ERIE-WYOMING BOCES

2022-23 TEACHER EVALUATION RESULTS

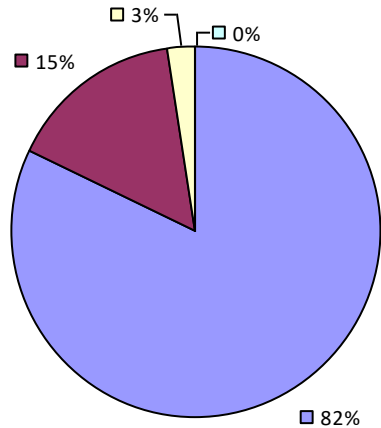
Student Performance



Teacher Observation

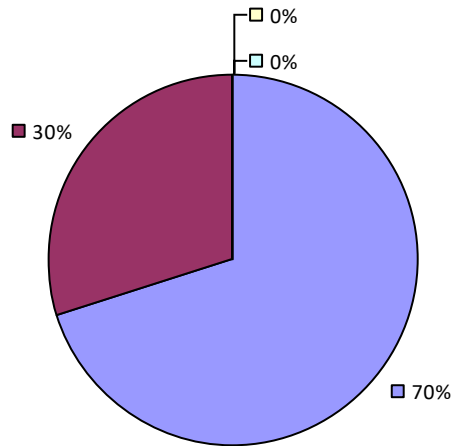


Overall Rating

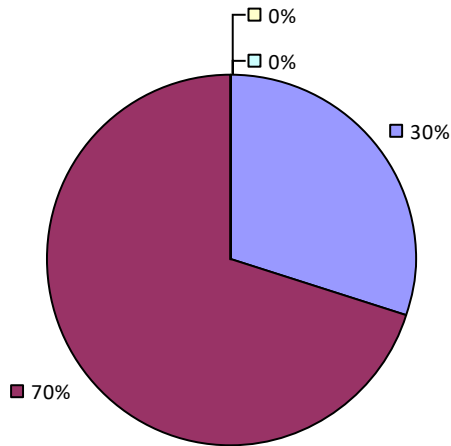


2022-23 PRINCIPAL EVALUATION RESULTS

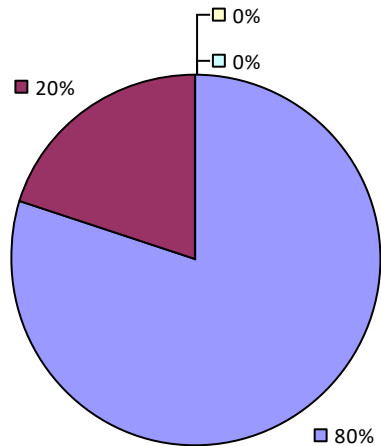
Student Performance



Principal School Visits



Overall Rating



* Data is suppressed if 100% of teachers/principals received the same rating or if the total teachers/principals in an LEA is less than five.

CATTARAUGUS-LITTLE VALLEY CSD

2022-23 TEACHER EVALUATION RESULTS NOT SHOWN DUE TO SUPPRESSION*

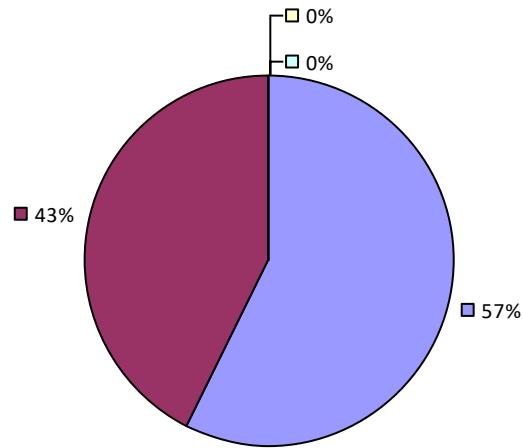
2022-23 PRINCIPAL EVALUATION RESULTS NOT SHOWN DUE TO SUPPRESSION*

* Data is suppressed if 100% of teachers/principals received the same rating or if the total teachers/principals in an LEA is less than five.

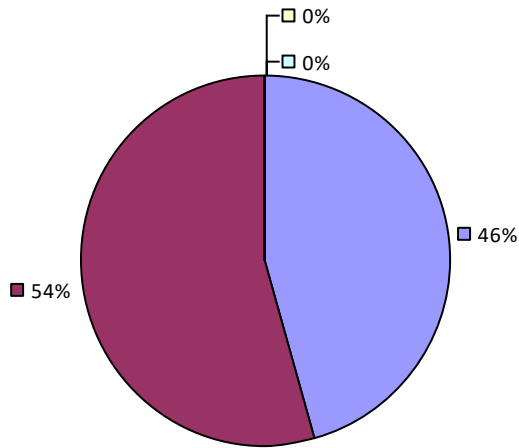
CAYUGA-ONONDAGA BOCES

2022-23 TEACHER EVALUATION RESULTS

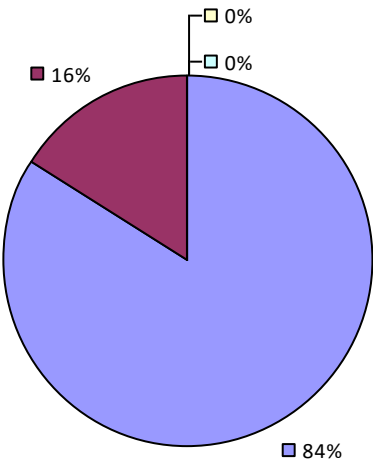
Student Performance



Teacher Observation



Overall Rating



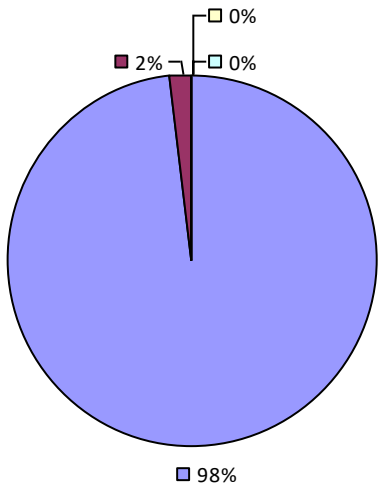
2022-23 PRINCIPAL EVALUATION RESULTS NOT SHOWN DUE TO SUPPRESSION*

* Data is suppressed if 100% of teachers/principals received the same rating or if the total teachers/principals in an LEA is less than five.

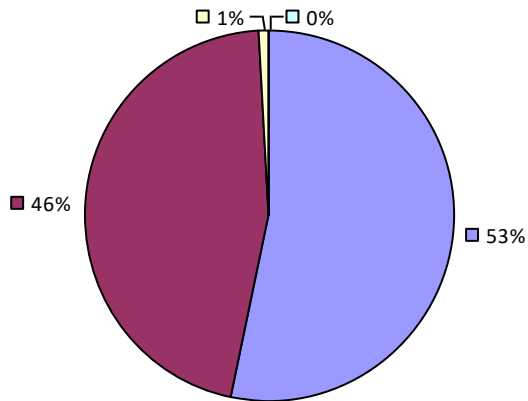
CAZENOVIA CSD

2022-23 TEACHER EVALUATION RESULTS

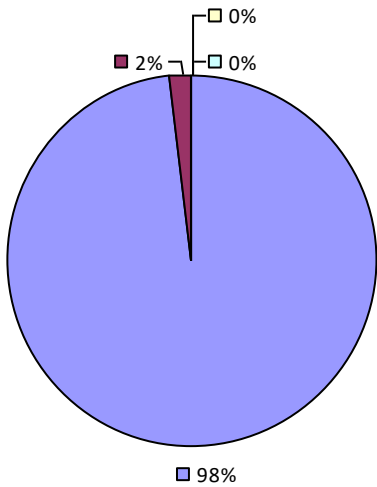
Student Performance



Teacher Observation



Overall Rating

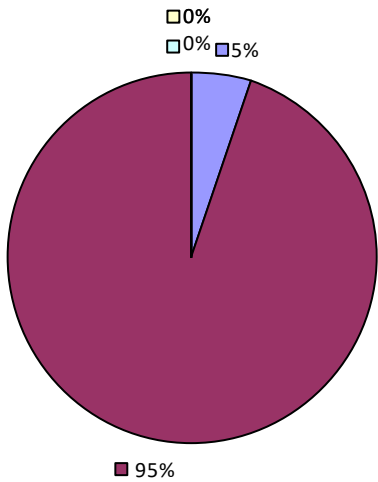


2022-23 PRINCIPAL EVALUATION RESULTS NOT SHOWN DUE TO SUPPRESSION*

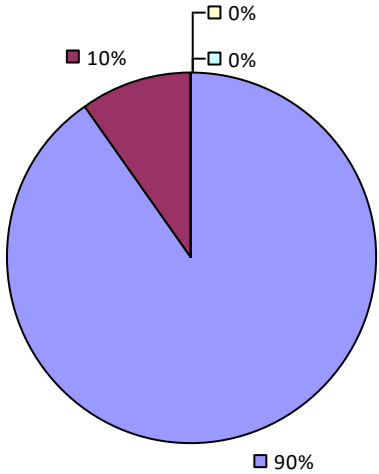
* Data is suppressed if 100% of teachers/principals received the same rating or if the total teachers/principals in an LEA is less than five.

CENTER MORICHES UFSD
2022-23 TEACHER EVALUATION RESULTS

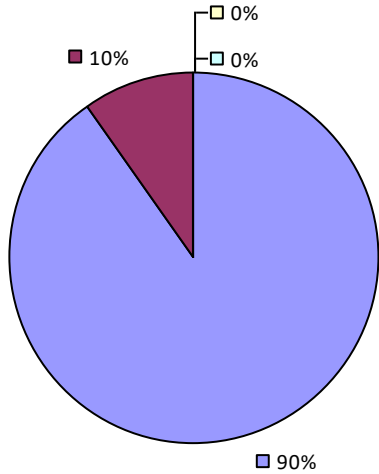
Student Performance



Teacher Observation



Overall Rating



2022-23 PRINCIPAL EVALUATION RESULTS NOT SHOWN DUE TO SUPPRESSION*

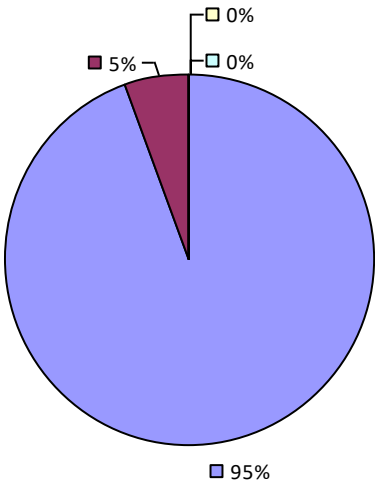
* Data is suppressed if 100% of teachers/principals received the same rating or if the total teachers/principals in an LEA is less than five.

CENTRAL ISLIP UFSD

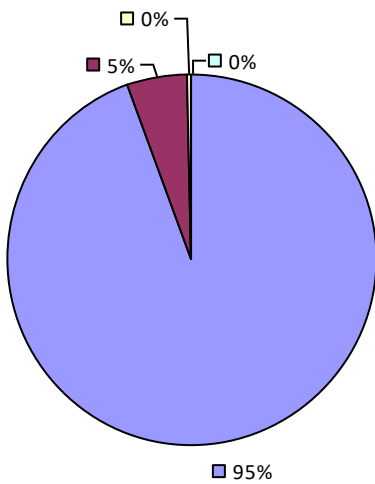
2022-23 TEACHER EVALUATION RESULTS

Student performance results not shown due to suppression*

Teacher Observation



Overall Rating



2022-23 PRINCIPAL EVALUATION RESULTS NOT SHOWN DUE TO SUPPRESSION*

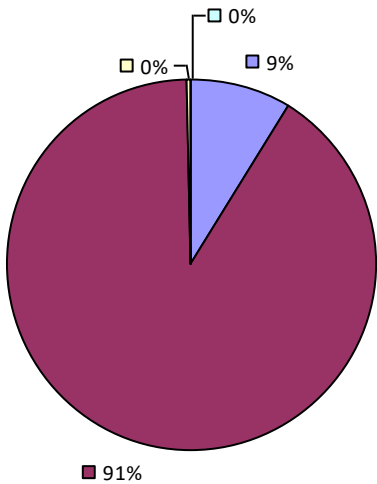
* Data is suppressed if 100% of teachers/principals received the same rating or if the total teachers/principals in an LEA is less than five.

CENTRAL SQUARE CSD

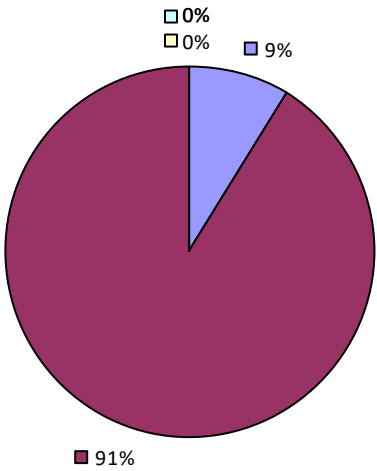
2022-23 TEACHER EVALUATION RESULTS

Student performance results not shown due to suppression*

Teacher Observation



Overall Rating

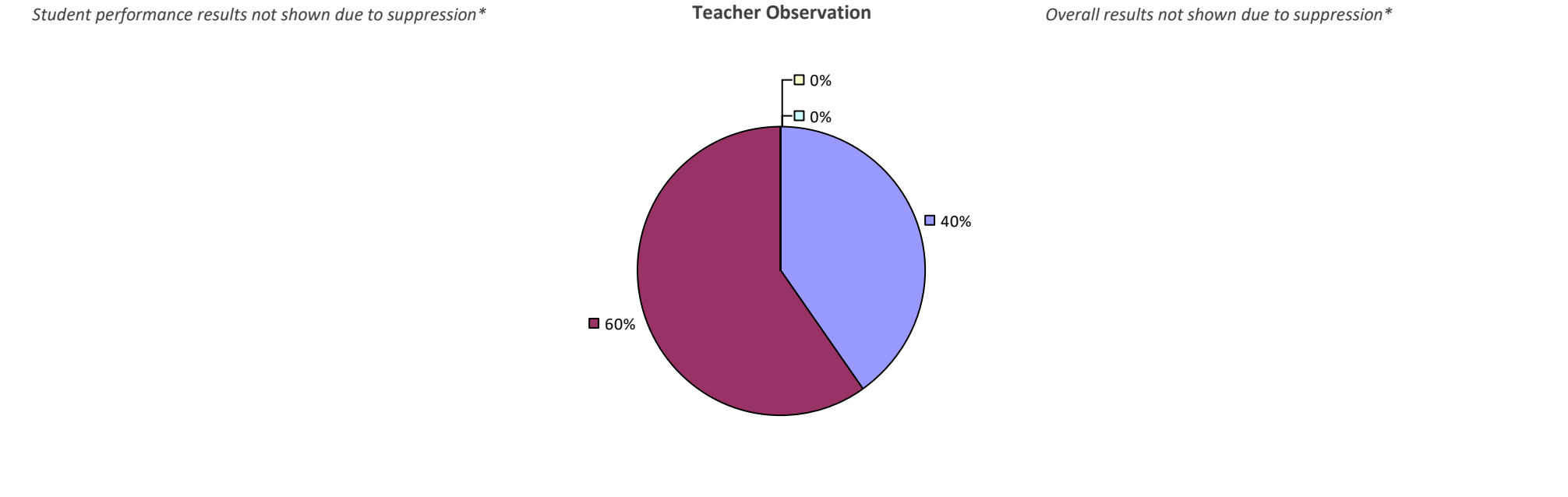


2022-23 PRINCIPAL EVALUATION RESULTS NOT SHOWN DUE TO SUPPRESSION*

* Data is suppressed if 100% of teachers/principals received the same rating or if the total teachers/principals in an LEA is less than five.

CENTRAL VALLEY CSD AT ILION-MOHAWK

2022-23 TEACHER EVALUATION RESULTS

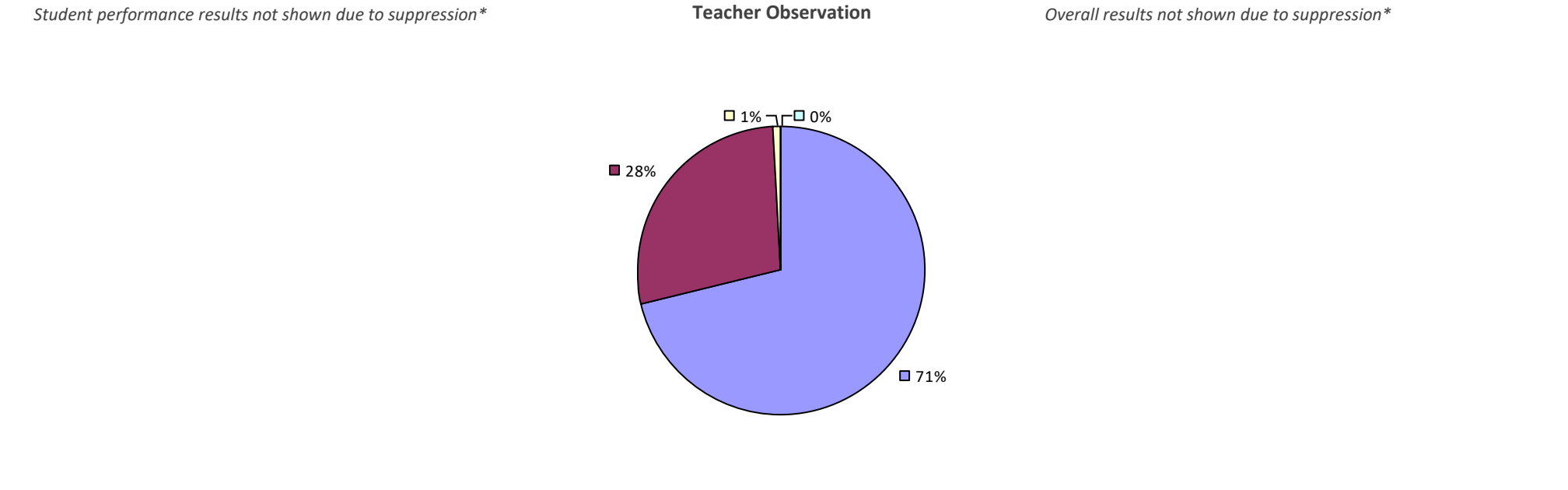


2022-23 PRINCIPAL EVALUATION RESULTS NOT SHOWN DUE TO SUPPRESSION*

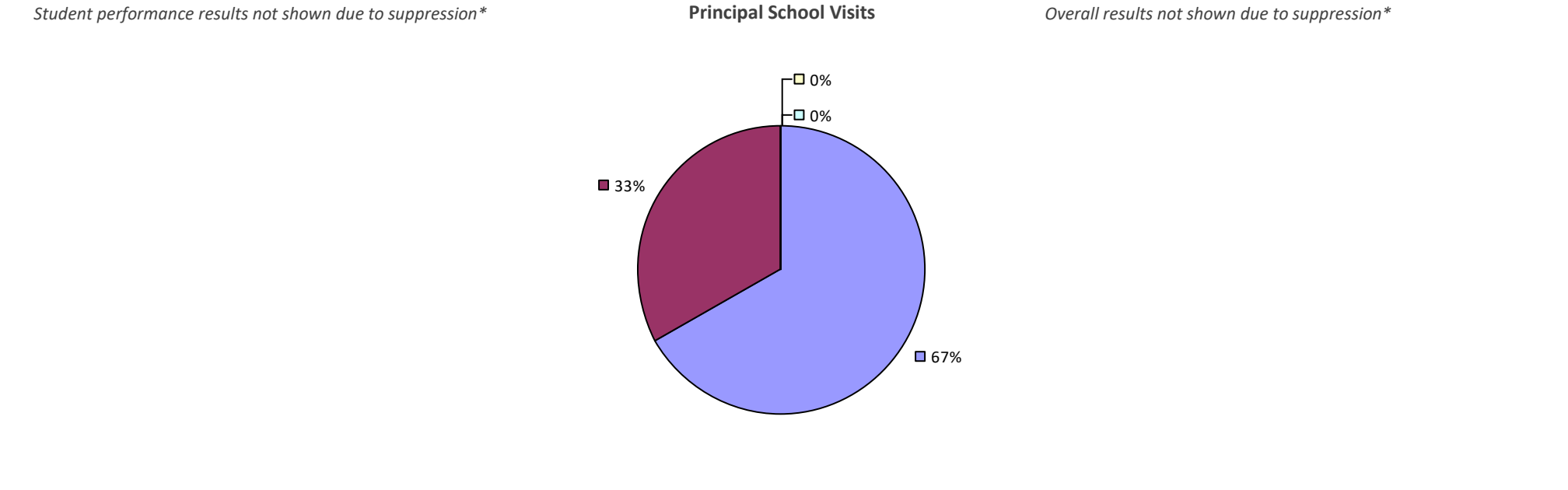
* Data is suppressed if 100% of teachers/principals received the same rating or if the total teachers/principals in an LEA is less than five.

CHAPPAQUA CSD

2022-23 TEACHER EVALUATION RESULTS



2022-23 PRINCIPAL EVALUATION RESULTS



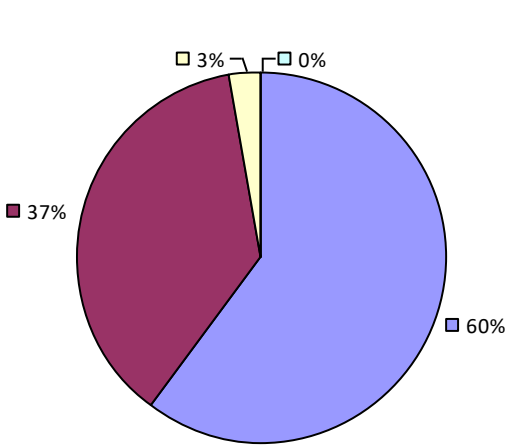
* Data is suppressed if 100% of teachers/principals received the same rating or if the total teachers/principals in an LEA is less than five.

CHARLOTTE VALLEY CSD

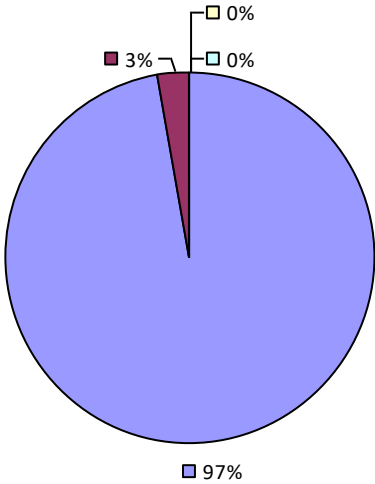
2022-23 TEACHER EVALUATION RESULTS

Student performance results not shown due to suppression*

Teacher Observation



Overall Rating



2022-23 PRINCIPAL EVALUATION RESULTS NOT SHOWN DUE TO SUPPRESSION*

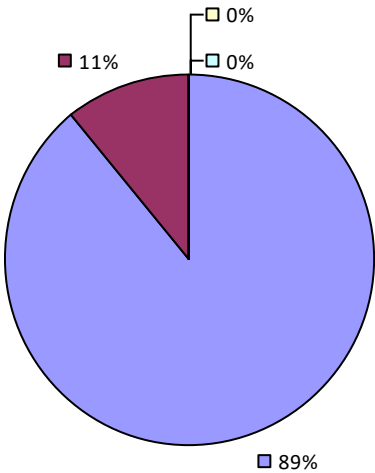
* Data is suppressed if 100% of teachers/principals received the same rating or if the total teachers/principals in an LEA is less than five.

CHATEAUGAY CSD

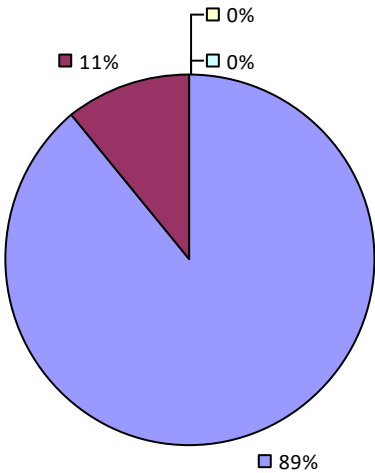
2022-23 TEACHER EVALUATION RESULTS

Student performance results not shown due to suppression*

Teacher Observation



Overall Rating



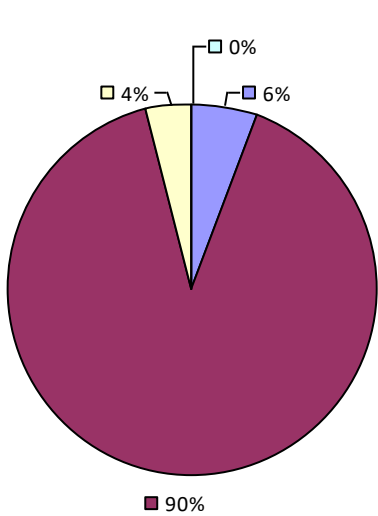
2022-23 PRINCIPAL EVALUATION RESULTS NOT SHOWN DUE TO SUPPRESSION*

* Data is suppressed if 100% of teachers/principals received the same rating or if the total teachers/principals in an LEA is less than five.

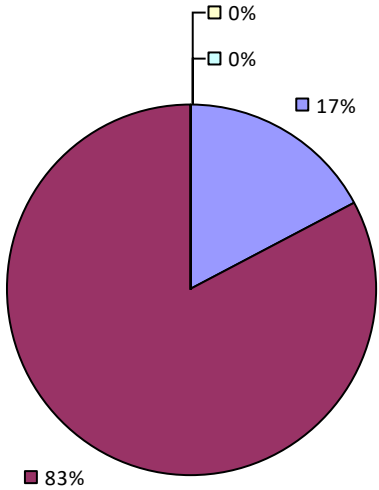
CHATHAM CSD

2022-23 TEACHER EVALUATION RESULTS

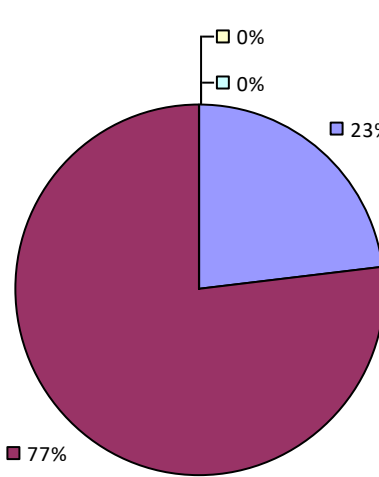
Student Performance



Teacher Observation



Overall Rating



2022-23 PRINCIPAL EVALUATION RESULTS NOT SHOWN DUE TO SUPPRESSION*

* Data is suppressed if 100% of teachers/principals received the same rating or if the total teachers/principals in an LEA is less than five.

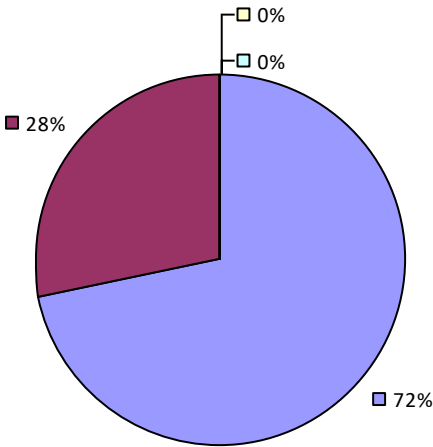
CHAUTAUQUA LAKE CSD

2022-23 TEACHER EVALUATION RESULTS

Student performance results not shown due to suppression*

Teacher Observation

Overall results not shown due to suppression*



2022-23 PRINCIPAL EVALUATION RESULTS NOT SHOWN DUE TO SUPPRESSION*

* Data is suppressed if 100% of teachers/principals received the same rating or if the total teachers/principals in an LEA is less than five.

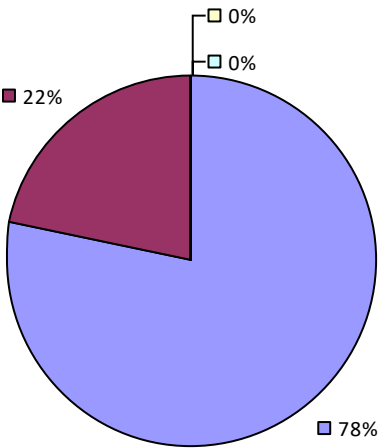
CHAZY UFSD

2022-23 TEACHER EVALUATION RESULTS

Student performance results not shown due to suppression*

Teacher Observation

Overall results not shown due to suppression*



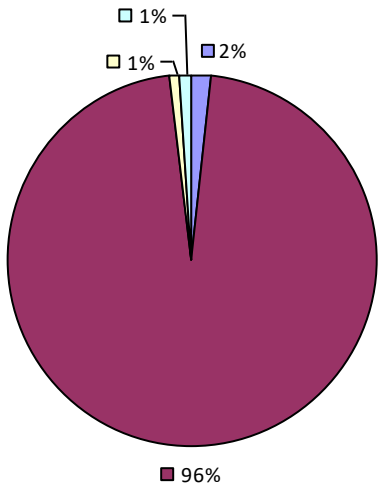
2022-23 PRINCIPAL EVALUATION RESULTS NOT SHOWN DUE TO SUPPRESSION*

* Data is suppressed if 100% of teachers/principals received the same rating or if the total teachers/principals in an LEA is less than five.

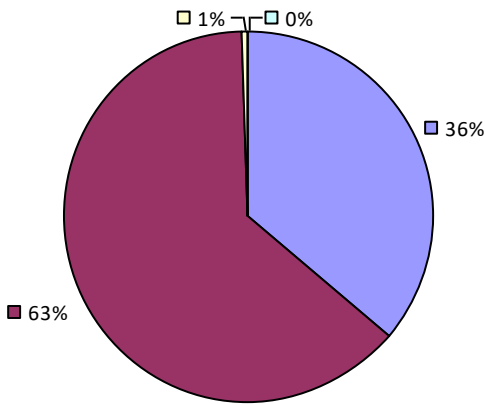
CHEEKTOWAGA CSD

2022-23 TEACHER EVALUATION RESULTS

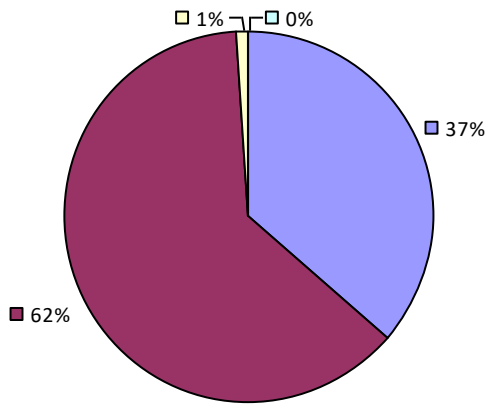
Student Performance



Teacher Observation



Overall Rating



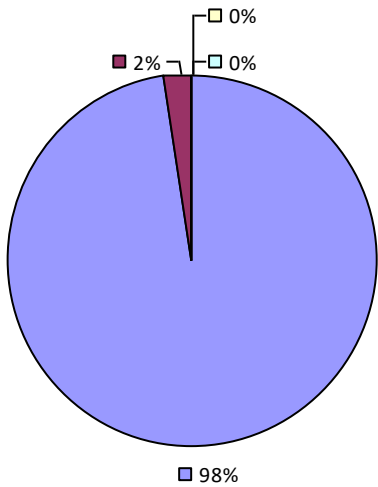
2022-23 PRINCIPAL EVALUATION RESULTS NOT SHOWN DUE TO SUPPRESSION*

* Data is suppressed if 100% of teachers/principals received the same rating or if the total teachers/principals in an LEA is less than five.

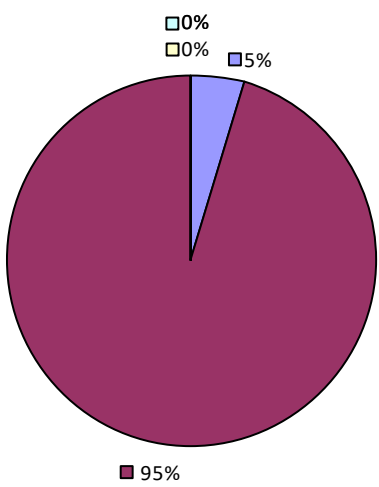
CHEEKTOWAGA-MARYVALE UFSD

2022-23 TEACHER EVALUATION RESULTS

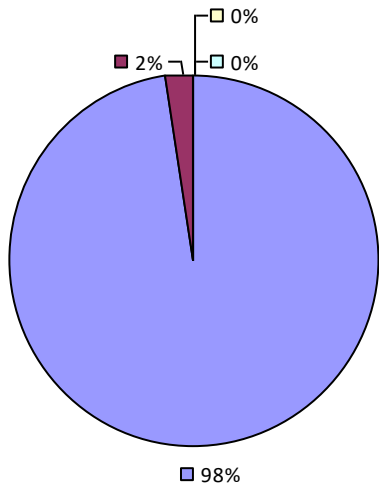
Student Performance



Teacher Observation



Overall Rating



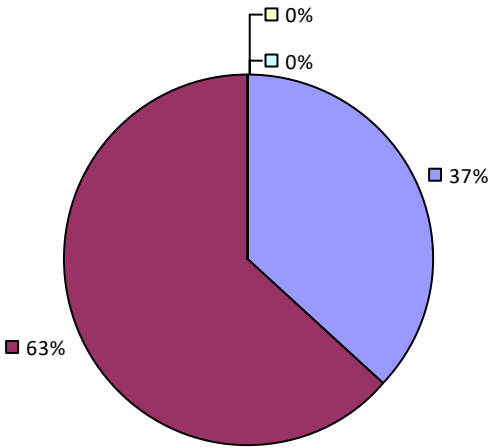
2022-23 PRINCIPAL EVALUATION RESULTS NOT SHOWN DUE TO SUPPRESSION*

* Data is suppressed if 100% of teachers/principals received the same rating or if the total teachers/principals in an LEA is less than five.

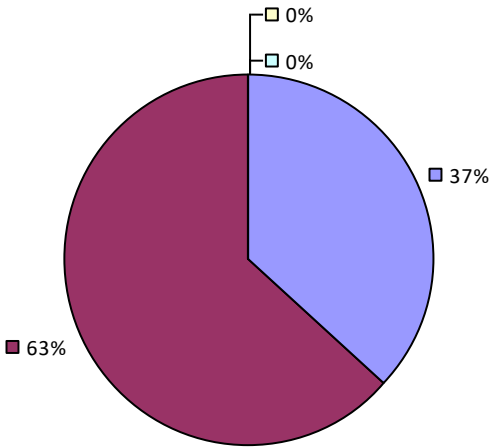
CHEEKTOWAGA-SLOAN UFSD
2022-23 TEACHER EVALUATION RESULTS

Student performance results not shown due to suppression*

Teacher Observation



Overall Rating



2022-23 PRINCIPAL EVALUATION RESULTS NOT SHOWN DUE TO SUPPRESSION*

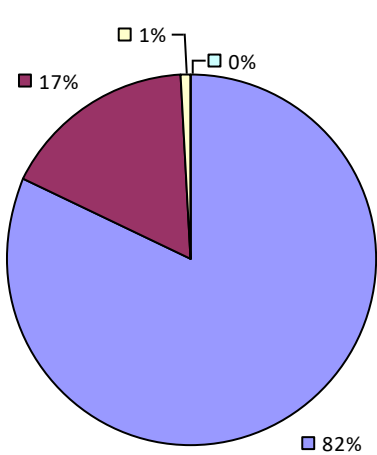
* Data is suppressed if 100% of teachers/principals received the same rating or if the total teachers/principals in an LEA is less than five.

CHENANGO FORKS CSD

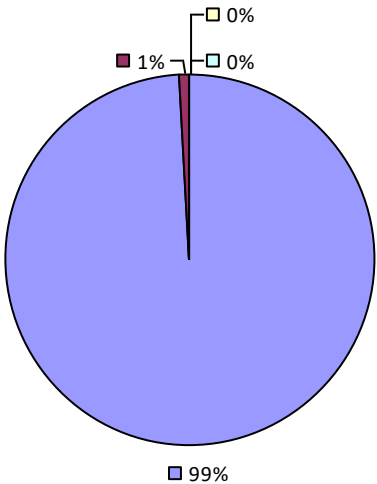
2022-23 TEACHER EVALUATION RESULTS

Student performance results not shown due to suppression*

Teacher Observation



Overall Rating



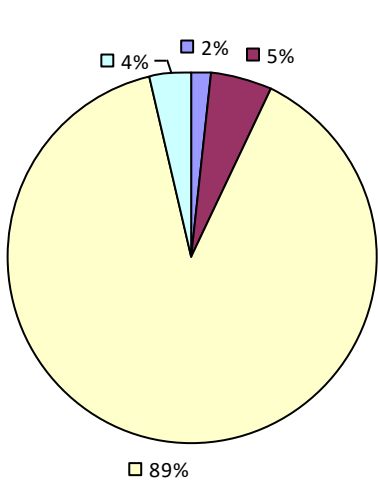
2022-23 PRINCIPAL EVALUATION RESULTS NOT SHOWN DUE TO SUPPRESSION*

* Data is suppressed if 100% of teachers/principals received the same rating or if the total teachers/principals in an LEA is less than five.

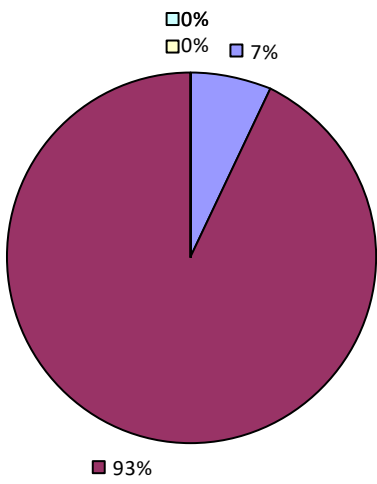
CHENANGO VALLEY CSD

2022-23 TEACHER EVALUATION RESULTS

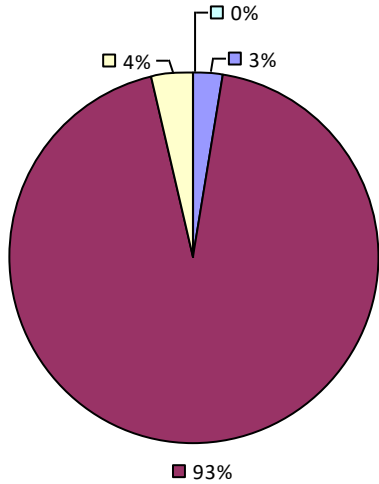
Student Performance



Teacher Observation



Overall Rating



2022-23 PRINCIPAL EVALUATION RESULTS NOT SHOWN DUE TO SUPPRESSION*

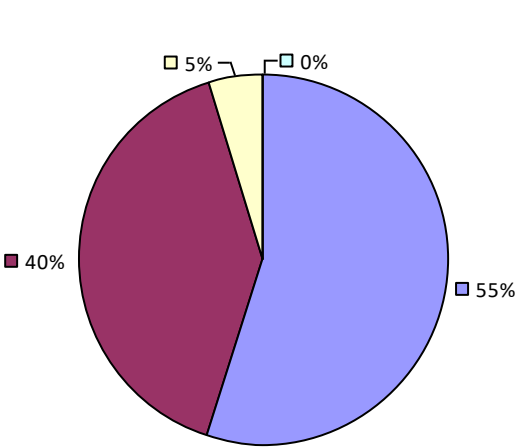
* Data is suppressed if 100% of teachers/principals received the same rating or if the total teachers/principals in an LEA is less than five.

CHERRY VALLEY-SPRINGFIELD CSD

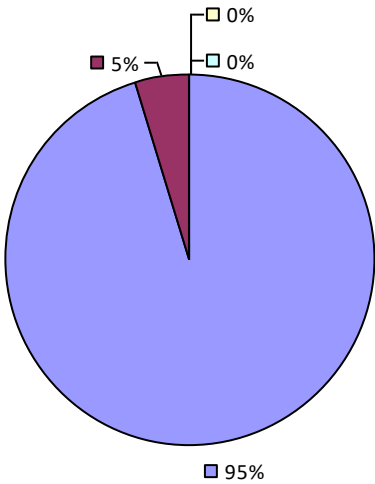
2022-23 TEACHER EVALUATION RESULTS

Student performance results not shown due to suppression*

Teacher Observation



Overall Rating



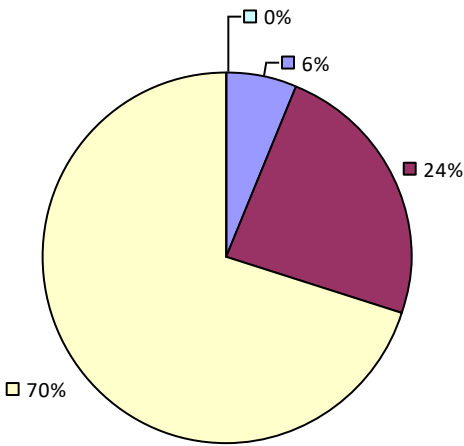
2022-23 PRINCIPAL EVALUATION RESULTS NOT SHOWN DUE TO SUPPRESSION*

* Data is suppressed if 100% of teachers/principals received the same rating or if the total teachers/principals in an LEA is less than five.

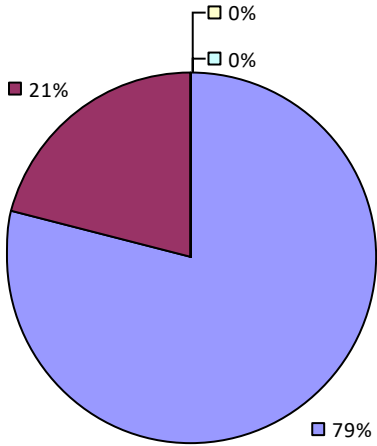
CHESTER UFSD

2022-23 TEACHER EVALUATION RESULTS

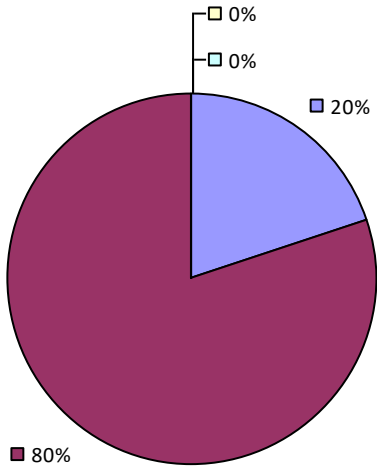
Student Performance



Teacher Observation



Overall Rating



2022-23 PRINCIPAL EVALUATION RESULTS NOT SUBMITTED

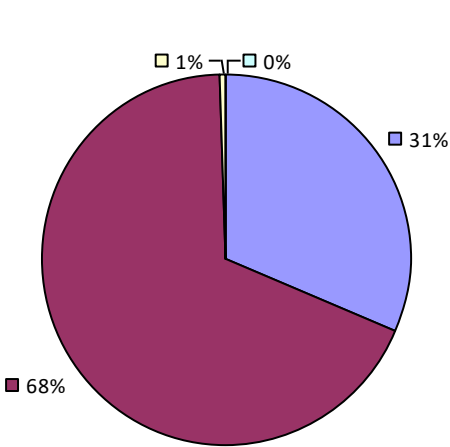
* Data is suppressed if 100% of teachers/principals received the same rating or if the total teachers/principals in an LEA is less than five.

CHITTENANGO CSD

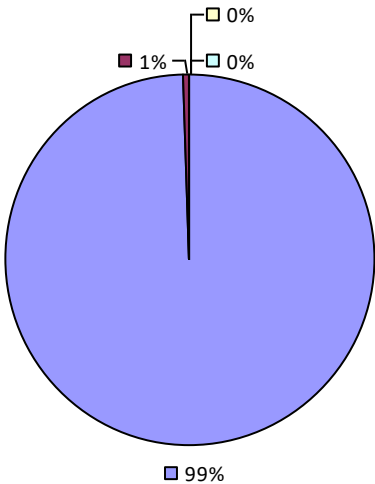
2022-23 TEACHER EVALUATION RESULTS

Student performance results not shown due to suppression*

Teacher Observation



Overall Rating



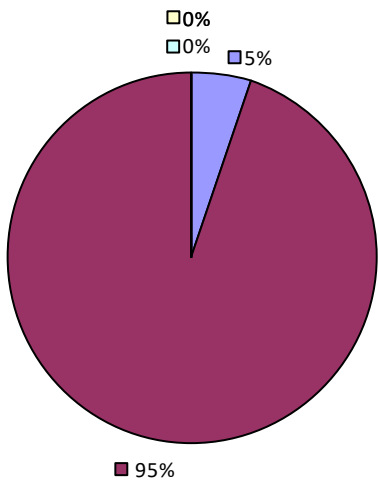
2022-23 PRINCIPAL EVALUATION RESULTS NOT SHOWN DUE TO SUPPRESSION*

* Data is suppressed if 100% of teachers/principals received the same rating or if the total teachers/principals in an LEA is less than five.

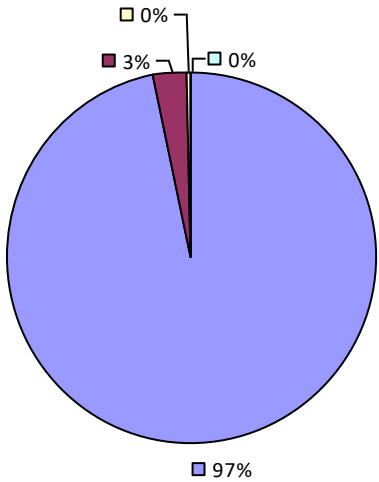
CHURCHVILLE-CHILI CSD

2022-23 TEACHER EVALUATION RESULTS

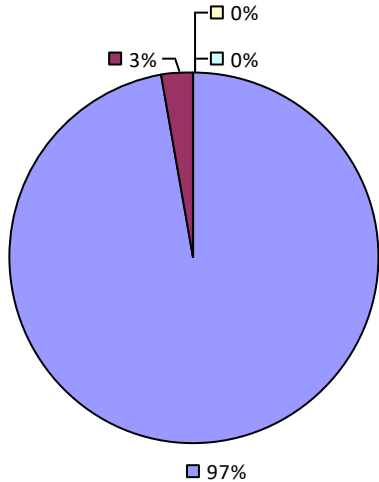
Student Performance



Teacher Observation



Overall Rating



2022-23 PRINCIPAL EVALUATION RESULTS NOT SHOWN DUE TO SUPPRESSION*

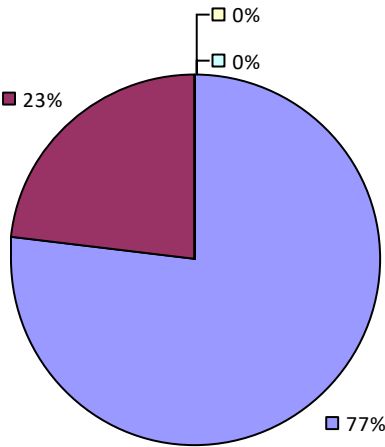
* Data is suppressed if 100% of teachers/principals received the same rating or if the total teachers/principals in an LEA is less than five.

CINCINNATUS CSD

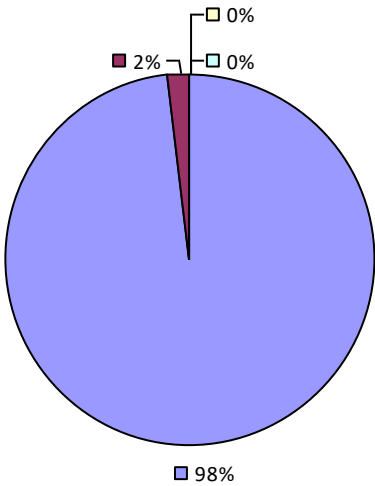
2022-23 TEACHER EVALUATION RESULTS

Student performance results not shown due to suppression*

Teacher Observation



Overall Rating



2022-23 PRINCIPAL EVALUATION RESULTS NOT SHOWN DUE TO SUPPRESSION*

* Data is suppressed if 100% of teachers/principals received the same rating or if the total teachers/principals in an LEA is less than five.

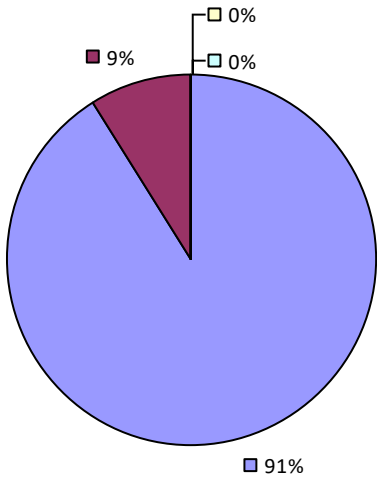
CLARENCE CSD

2022-23 TEACHER EVALUATION RESULTS

Student performance results not shown due to suppression*

Teacher Observation

Overall results not shown due to suppression*



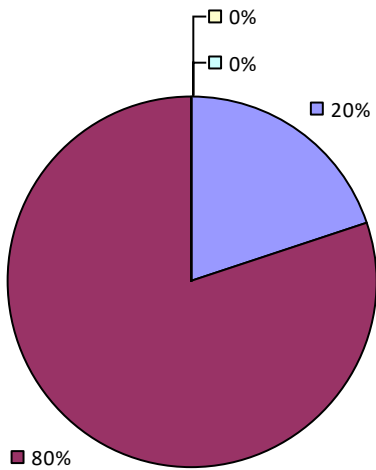
2022-23 PRINCIPAL EVALUATION RESULTS NOT SHOWN DUE TO SUPPRESSION*

* Data is suppressed if 100% of teachers/principals received the same rating or if the total teachers/principals in an LEA is less than five.

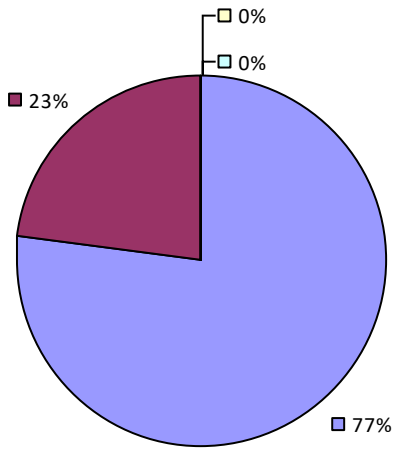
CLARKSTOWN CSD

2022-23 TEACHER EVALUATION RESULTS

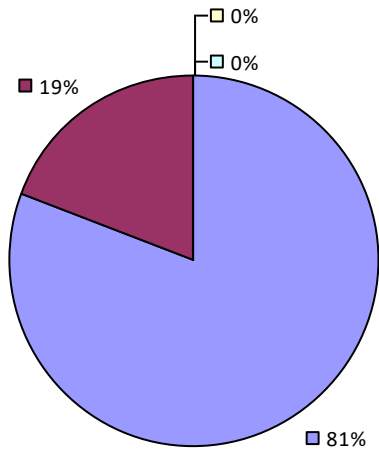
Student Performance



Teacher Observation



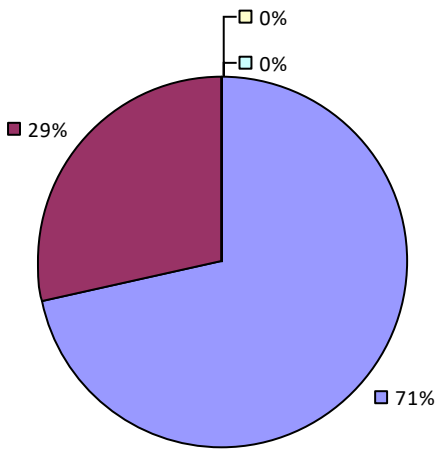
Overall Rating



2022-23 PRINCIPAL EVALUATION RESULTS

Student performance results not shown due to suppression*

Principal School Visits



Overall results not shown due to suppression*

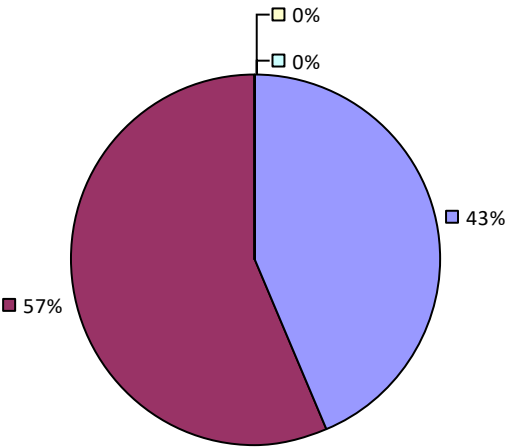
* Data is suppressed if 100% of teachers/principals received the same rating or if the total teachers/principals in an LEA is less than five.

CLEVELAND HILL UFSD

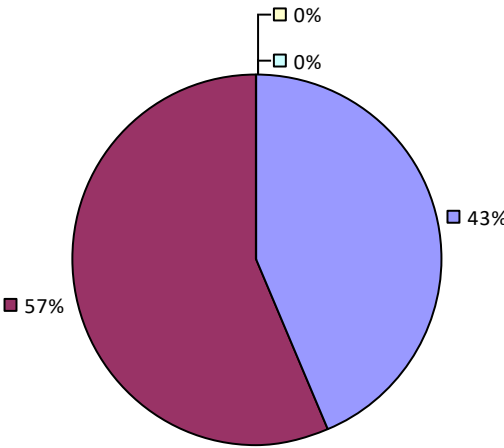
2022-23 TEACHER EVALUATION RESULTS

Student performance results not shown due to suppression*

Teacher Observation



Overall Rating



2022-23 PRINCIPAL EVALUATION RESULTS NOT SHOWN DUE TO SUPPRESSION*

* Data is suppressed if 100% of teachers/principals received the same rating or if the total teachers/principals in an LEA is less than five.

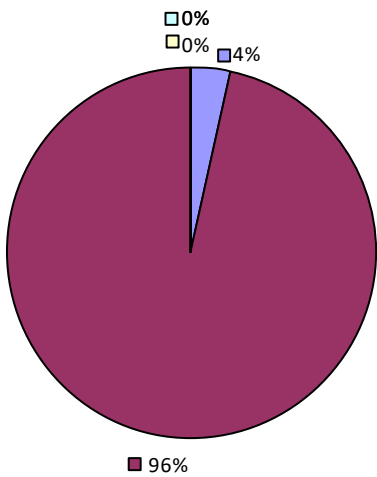
CLIFTON-FINE CSD

2022-23 TEACHER EVALUATION RESULTS

Student performance results not shown due to suppression*

Teacher Observation

Overall results not shown due to suppression*



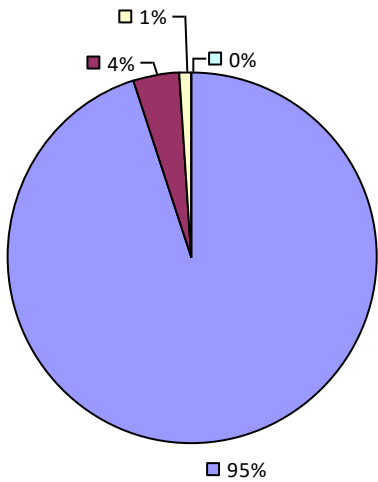
2022-23 PRINCIPAL EVALUATION RESULTS NOT SHOWN DUE TO SUPPRESSION*

* Data is suppressed if 100% of teachers/principals received the same rating or if the total teachers/principals in an LEA is less than five.

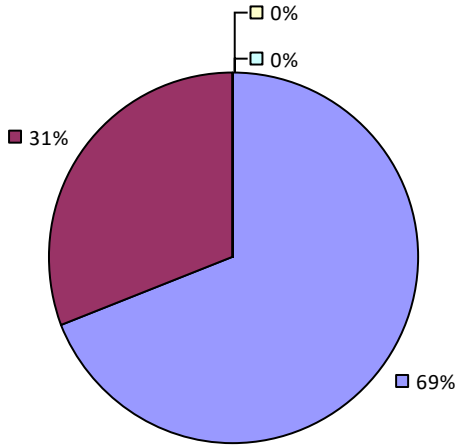
CLINTON CSD

2022-23 TEACHER EVALUATION RESULTS

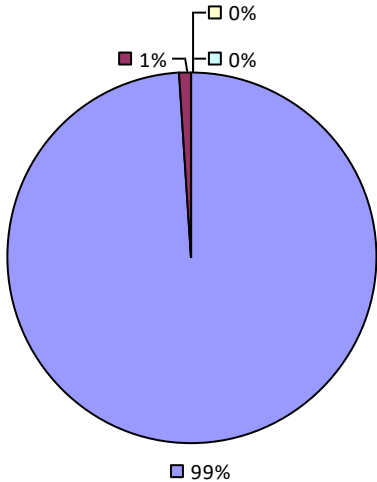
Student Performance



Teacher Observation



Overall Rating

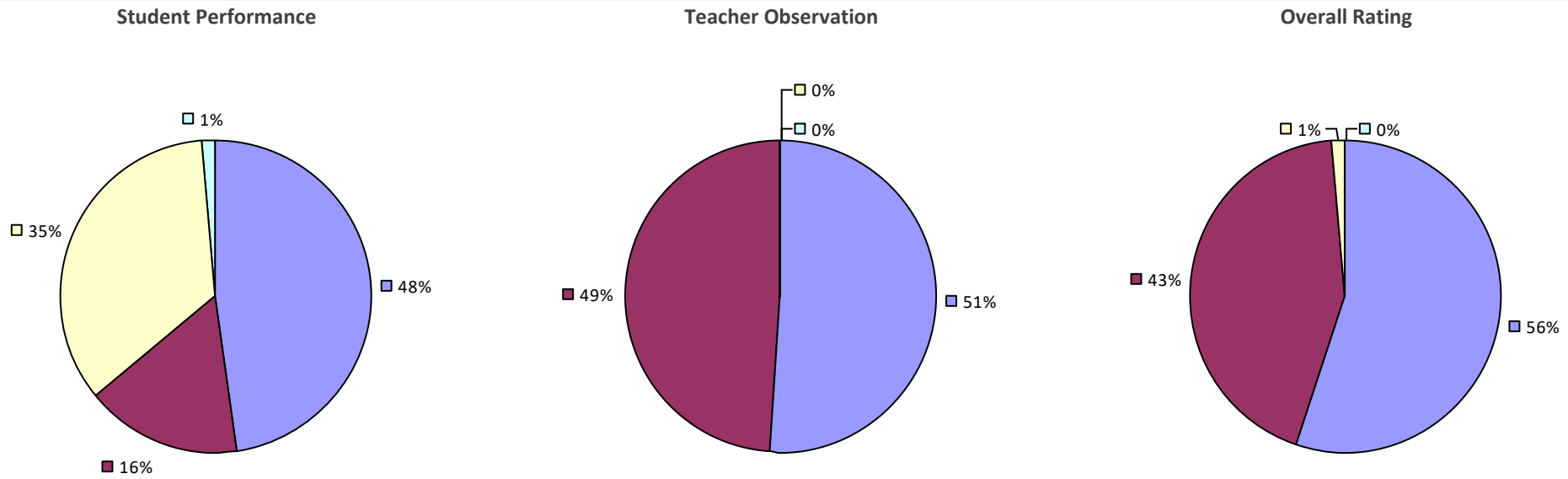


2022-23 PRINCIPAL EVALUATION RESULTS NOT SUBMITTED

* Data is suppressed if 100% of teachers/principals received the same rating or if the total teachers/principals in an LEA is less than five.

CLINTON-ESSEX-WARREN-WASHING BOCES

2022-23 TEACHER EVALUATION RESULTS



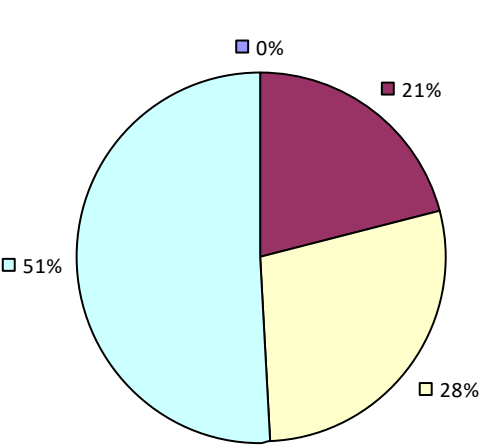
2022-23 PRINCIPAL EVALUATION RESULTS NOT SHOWN DUE TO SUPPRESSION*

* Data is suppressed if 100% of teachers/principals received the same rating or if the total teachers/principals in an LEA is less than five.

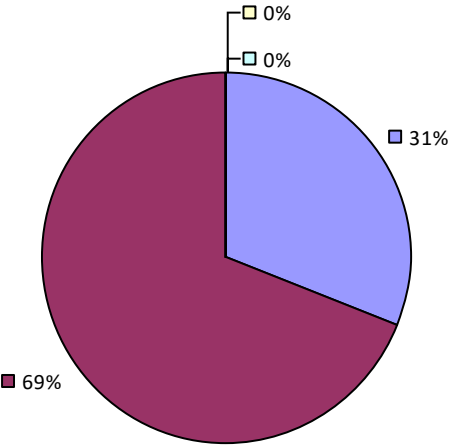
CLYDE-SAVANNAH CSD

2022-23 TEACHER EVALUATION RESULTS

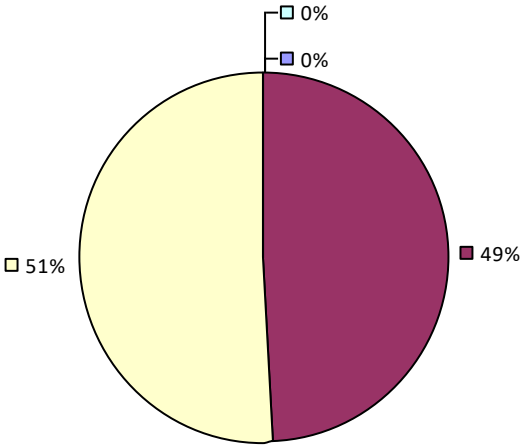
Student Performance



Teacher Observation



Overall Rating



2022-23 PRINCIPAL EVALUATION RESULTS NOT SHOWN DUE TO SUPPRESSION*

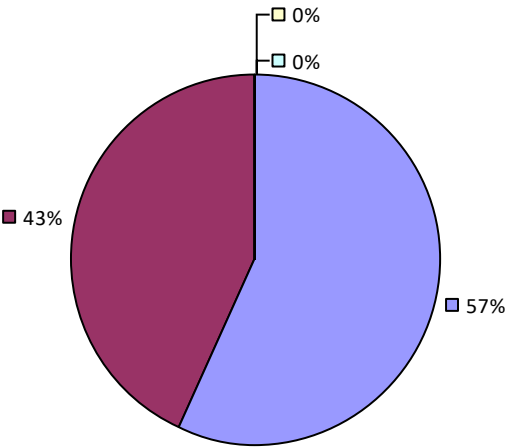
* Data is suppressed if 100% of teachers/principals received the same rating or if the total teachers/principals in an LEA is less than five.

CLYMER CSD

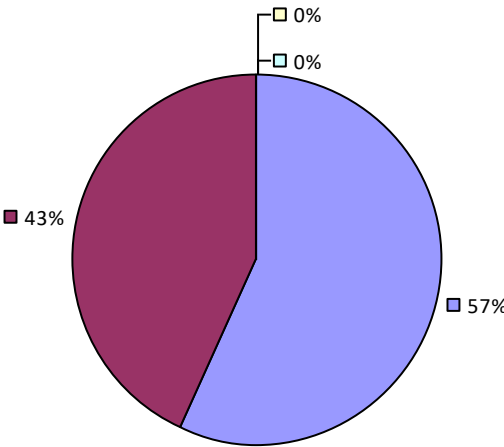
2022-23 TEACHER EVALUATION RESULTS

*Student performance results not shown due to suppression**

Teacher Observation



Overall Rating



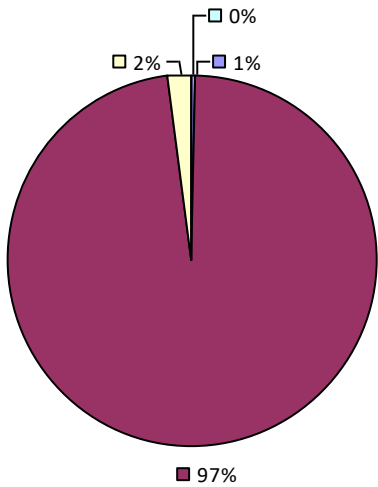
2022-23 PRINCIPAL EVALUATION RESULTS NOT SHOWN DUE TO SUPPRESSION*

** Data is suppressed if 100% of teachers/principals received the same rating or if the total teachers/principals in an LEA is less than five.*

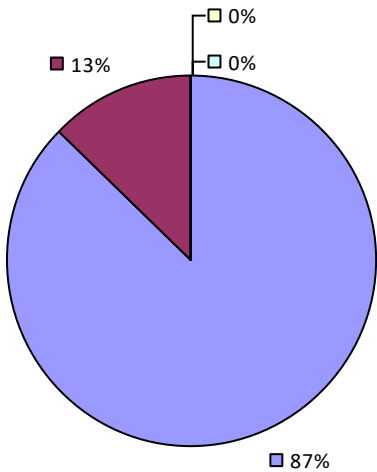
COBLESKILL-RICHMONDVILLE CSD

2022-23 TEACHER EVALUATION RESULTS

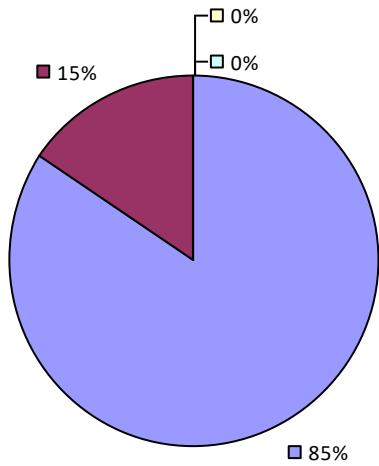
Student Performance



Teacher Observation



Overall Rating



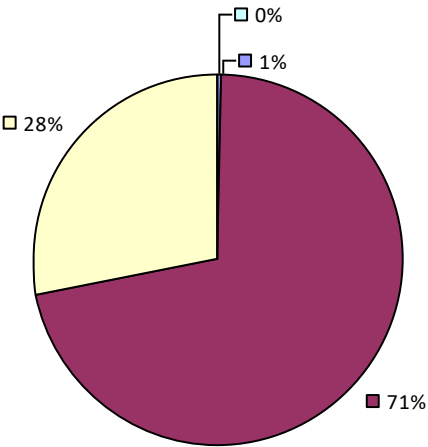
2022-23 PRINCIPAL EVALUATION RESULTS NOT SHOWN DUE TO SUPPRESSION*

* Data is suppressed if 100% of teachers/principals received the same rating or if the total teachers/principals in an LEA is less than five.

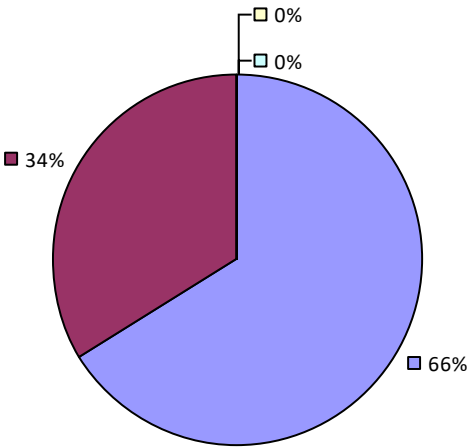
COHOES CITY SD

2022-23 TEACHER EVALUATION RESULTS

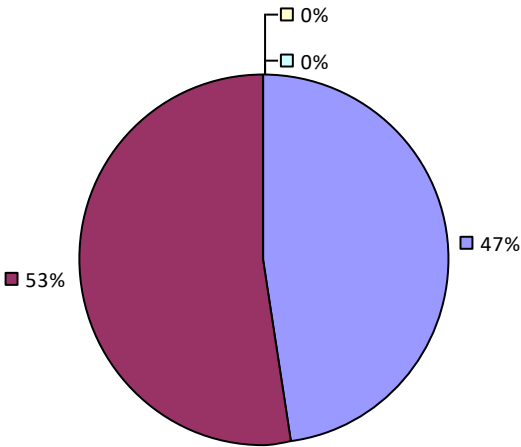
Student Performance



Teacher Observation

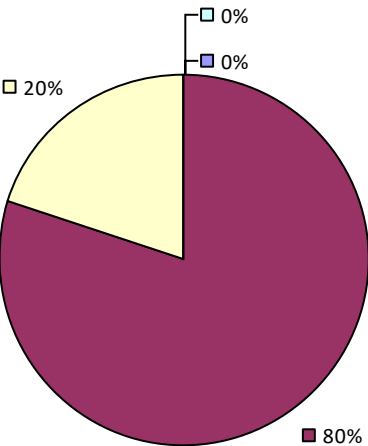


Overall Rating

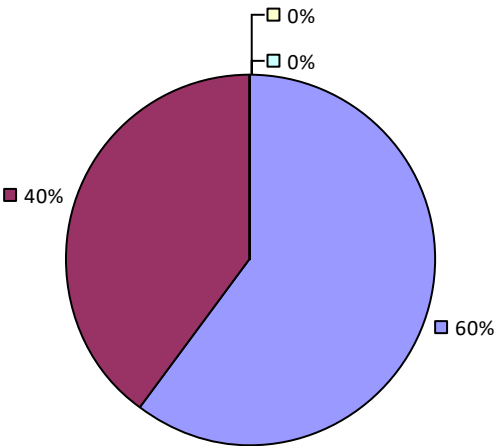


2022-23 PRINCIPAL EVALUATION RESULTS

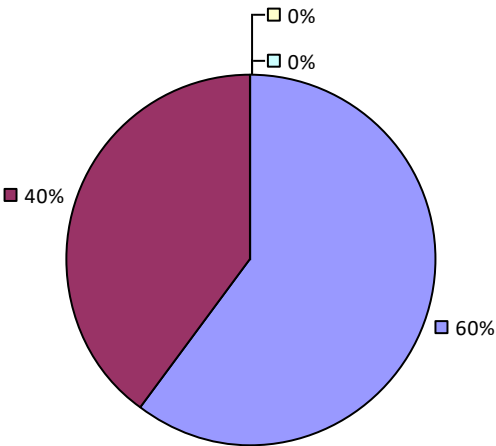
Student Performance



Principal School Visits



Overall Rating



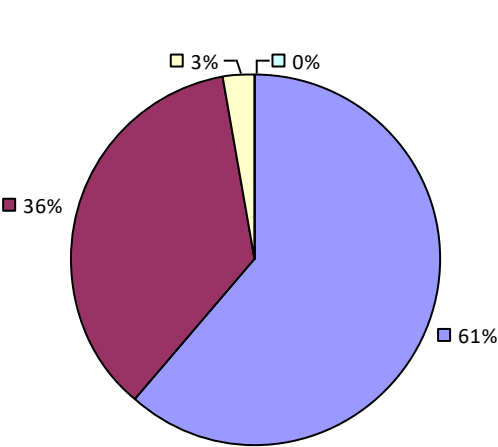
* Data is suppressed if 100% of teachers/principals received the same rating or if the total teachers/principals in an LEA is less than five.

COLD SPRING HARBOR CSD

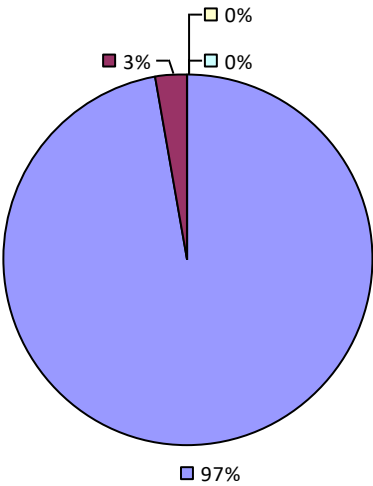
2022-23 TEACHER EVALUATION RESULTS

Student performance results not shown due to suppression*

Teacher Observation



Overall Rating



2022-23 PRINCIPAL EVALUATION RESULTS NOT SHOWN DUE TO SUPPRESSION*

* Data is suppressed if 100% of teachers/principals received the same rating or if the total teachers/principals in an LEA is less than five.

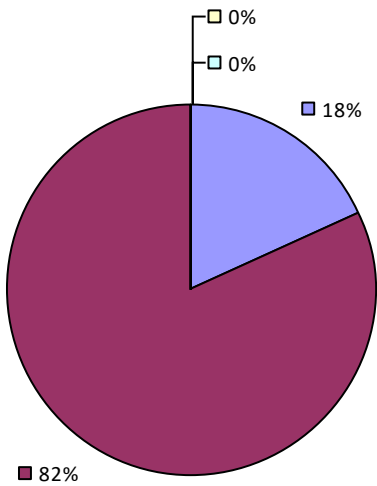
COLTON-PIERREPONT CSD

2022-23 TEACHER EVALUATION RESULTS

Student performance results not shown due to suppression*

Teacher Observation

Overall results not shown due to suppression*



2022-23 PRINCIPAL EVALUATION RESULTS NOT SHOWN DUE TO SUPPRESSION*

* Data is suppressed if 100% of teachers/principals received the same rating or if the total teachers/principals in an LEA is less than five.

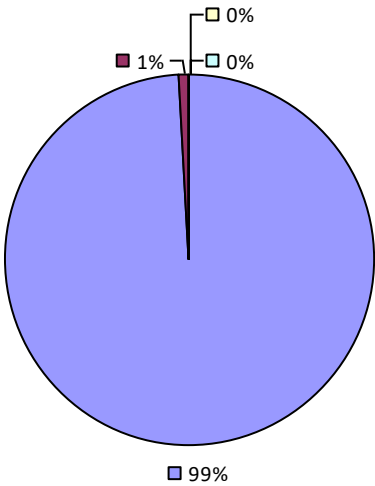
COMMACK UFSD

2022-23 TEACHER EVALUATION RESULTS

Student performance results not shown due to suppression*

Teacher Observation

Overall results not shown due to suppression*



2022-23 PRINCIPAL EVALUATION RESULTS NOT SHOWN DUE TO SUPPRESSION*

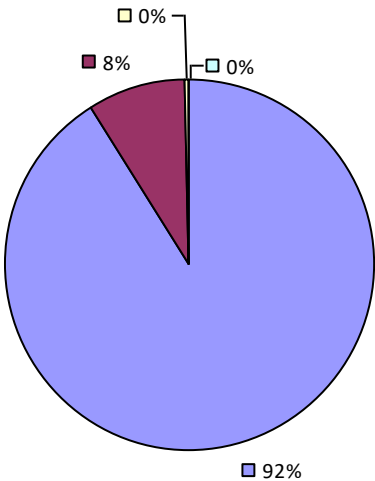
* Data is suppressed if 100% of teachers/principals received the same rating or if the total teachers/principals in an LEA is less than five.

CONNETQUOT CSD

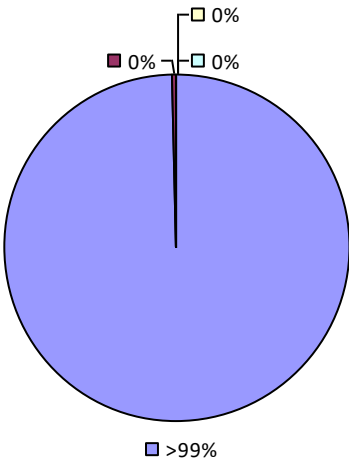
2022-23 TEACHER EVALUATION RESULTS

Student performance results not shown due to suppression*

Teacher Observation



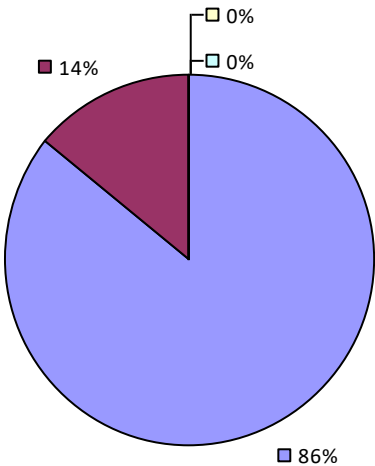
Overall Rating



2022-23 PRINCIPAL EVALUATION RESULTS

Student performance results not shown due to suppression*

Principal School Visits



Overall results not shown due to suppression*

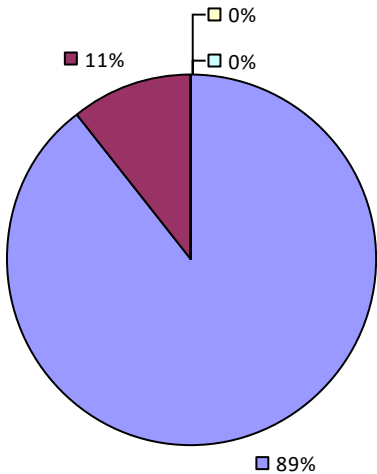
* Data is suppressed if 100% of teachers/principals received the same rating or if the total teachers/principals in an LEA is less than five.

COOPERSTOWN CSD

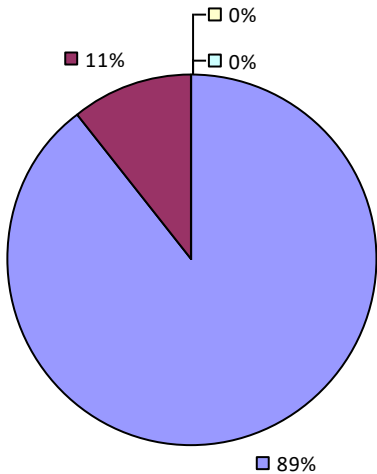
2022-23 TEACHER EVALUATION RESULTS

Student performance results not shown due to suppression*

Teacher Observation



Overall Rating



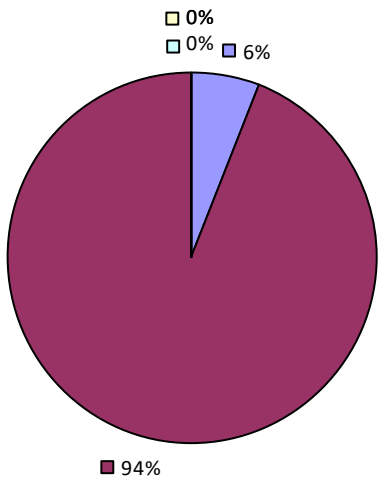
2022-23 PRINCIPAL EVALUATION RESULTS NOT SHOWN DUE TO SUPPRESSION*

* Data is suppressed if 100% of teachers/principals received the same rating or if the total teachers/principals in an LEA is less than five.

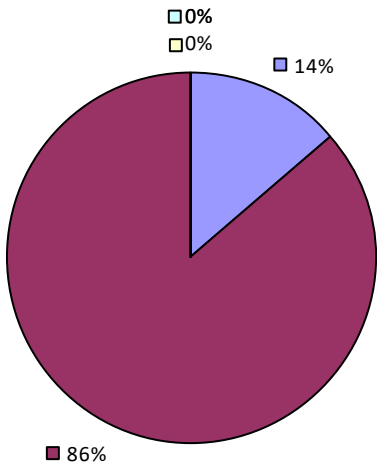
COPENHAGEN CSD

2022-23 TEACHER EVALUATION RESULTS

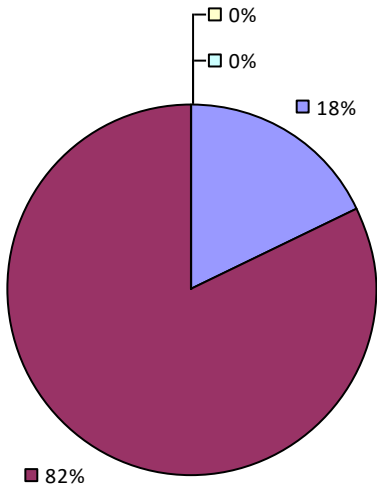
Student Performance



Teacher Observation



Overall Rating



2022-23 PRINCIPAL EVALUATION RESULTS NOT SHOWN DUE TO SUPPRESSION*

* Data is suppressed if 100% of teachers/principals received the same rating or if the total teachers/principals in an LEA is less than five.

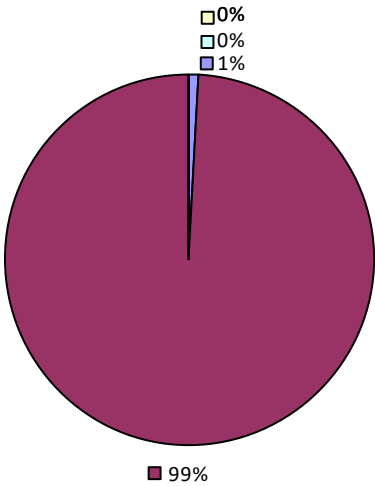
COPIAGUE UFSD

2022-23 TEACHER EVALUATION RESULTS

Student performance results not shown due to suppression*

Teacher Observation

Overall results not shown due to suppression*



2022-23 PRINCIPAL EVALUATION RESULTS NOT SHOWN DUE TO SUPPRESSION*

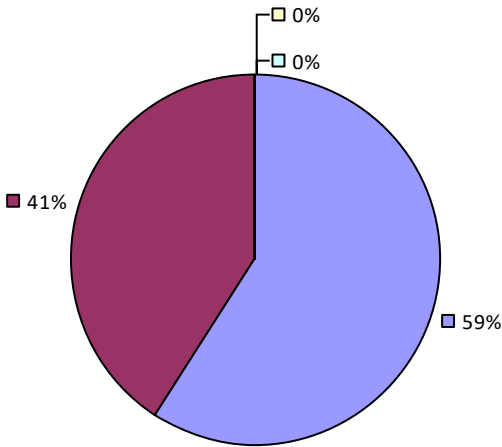
* Data is suppressed if 100% of teachers/principals received the same rating or if the total teachers/principals in an LEA is less than five.

CORINTH CSD

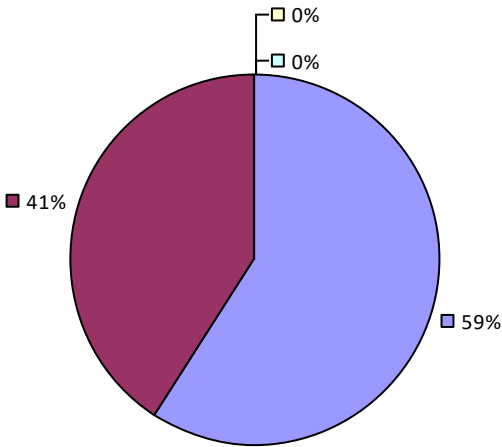
2022-23 TEACHER EVALUATION RESULTS

Student performance results not shown due to suppression*

Teacher Observation



Overall Rating



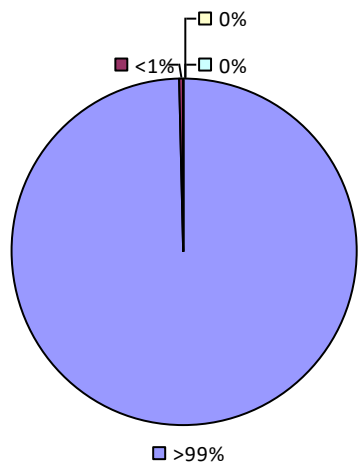
2022-23 PRINCIPAL EVALUATION RESULTS NOT SHOWN DUE TO SUPPRESSION*

* Data is suppressed if 100% of teachers/principals received the same rating or if the total teachers/principals in an LEA is less than five.

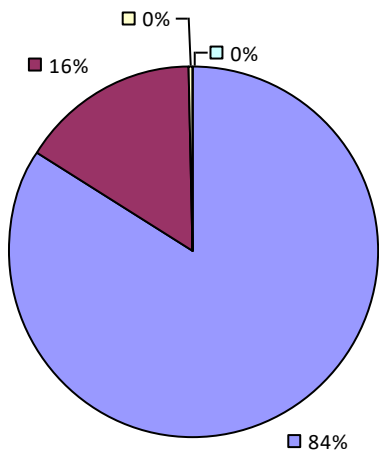
CORNING CITY SD

2022-23 TEACHER EVALUATION RESULTS

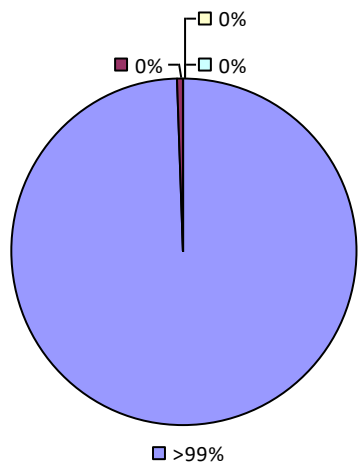
Student Performance



Teacher Observation



Overall Rating



2022-23 PRINCIPAL EVALUATION RESULTS NOT SHOWN DUE TO SUPPRESSION*

* Data is suppressed if 100% of teachers/principals received the same rating or if the total teachers/principals in an LEA is less than five.

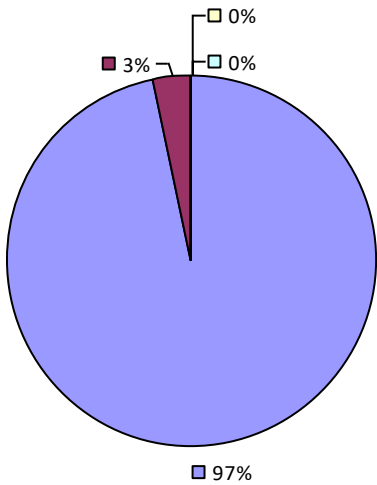
CORNWALL CSD

2022-23 TEACHER EVALUATION RESULTS

Student performance results not shown due to suppression*

Teacher Observation

Overall results not shown due to suppression*



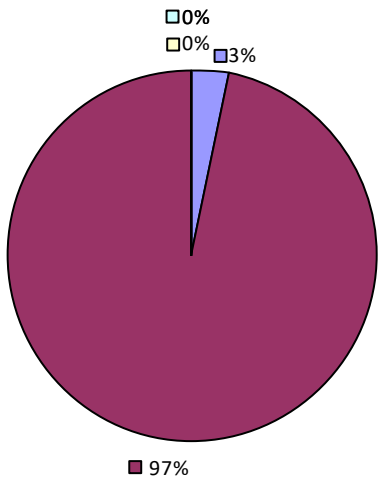
2022-23 PRINCIPAL EVALUATION RESULTS NOT SHOWN DUE TO SUPPRESSION*

* Data is suppressed if 100% of teachers/principals received the same rating or if the total teachers/principals in an LEA is less than five.

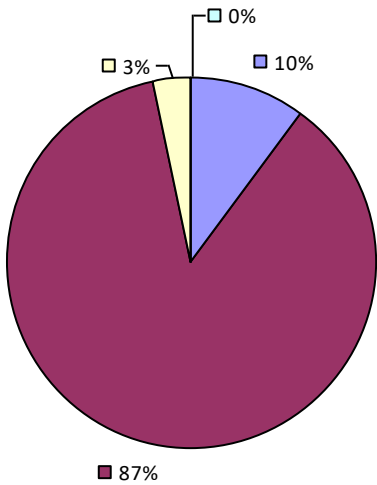
CORTLAND CITY SD

2022-23 TEACHER EVALUATION RESULTS

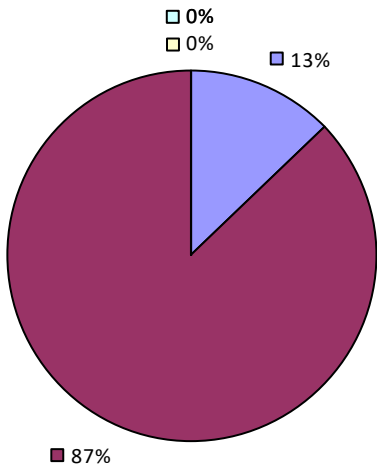
Student Performance



Teacher Observation



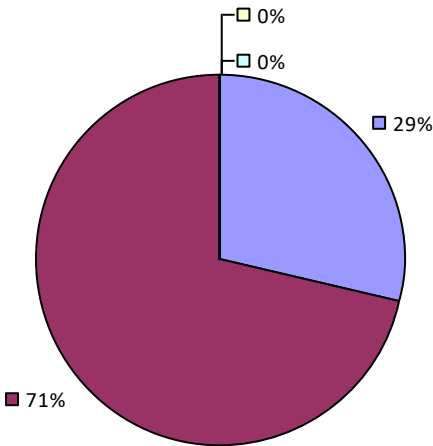
Overall Rating



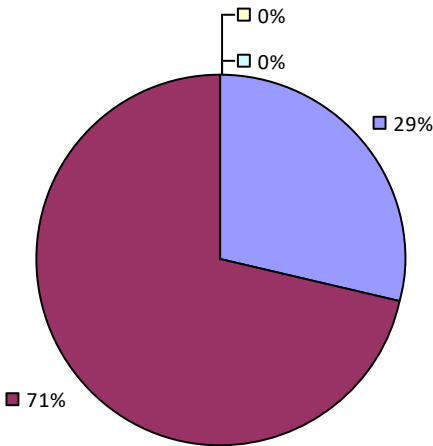
2022-23 PRINCIPAL EVALUATION RESULTS

Student performance results not shown due to suppression*

Principal School Visits



Overall Rating

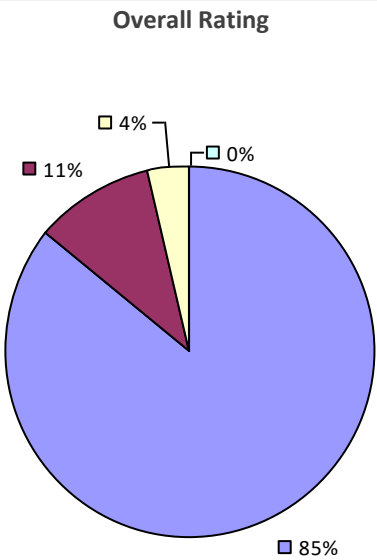
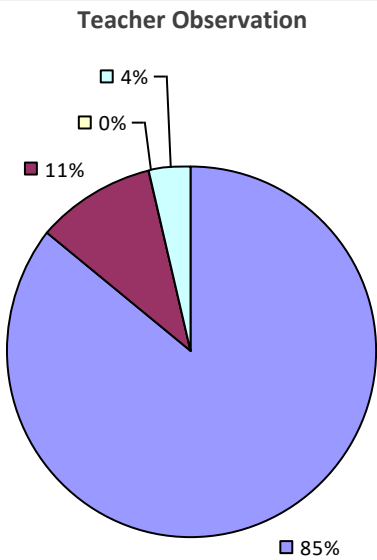


* Data is suppressed if 100% of teachers/principals received the same rating or if the total teachers/principals in an LEA is less than five.

COXSACKIE-ATHENS CSD

2022-23 TEACHER EVALUATION RESULTS

Student performance results not shown due to suppression*



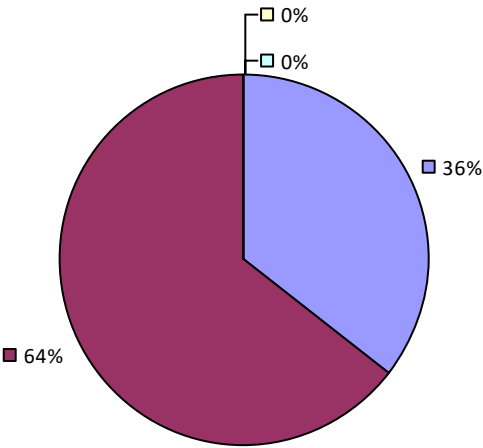
2022-23 PRINCIPAL EVALUATION RESULTS NOT SUBMITTED

* Data is suppressed if 100% of teachers/principals received the same rating or if the total teachers/principals in an LEA is less than five.

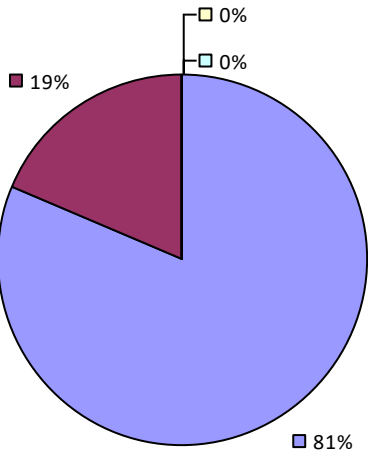
CROTON-HARMON UFSD

2022-23 TEACHER EVALUATION RESULTS

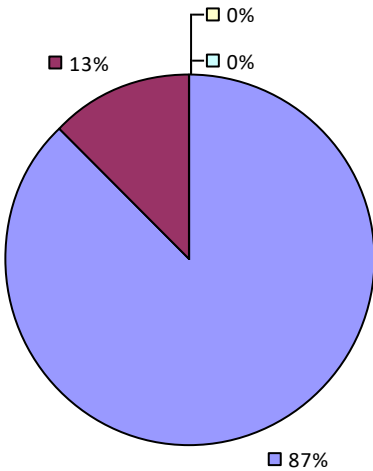
Student Performance



Teacher Observation



Overall Rating



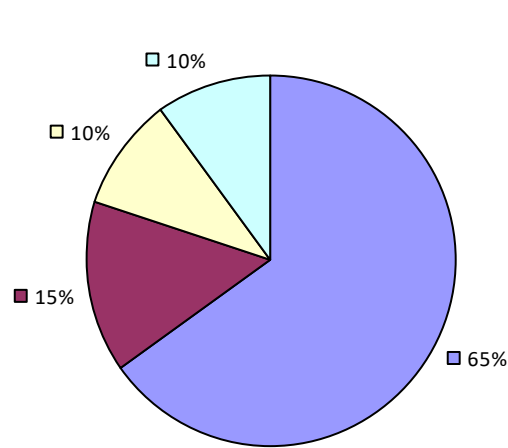
2022-23 PRINCIPAL EVALUATION RESULTS NOT SHOWN DUE TO SUPPRESSION*

* Data is suppressed if 100% of teachers/principals received the same rating or if the total teachers/principals in an LEA is less than five.

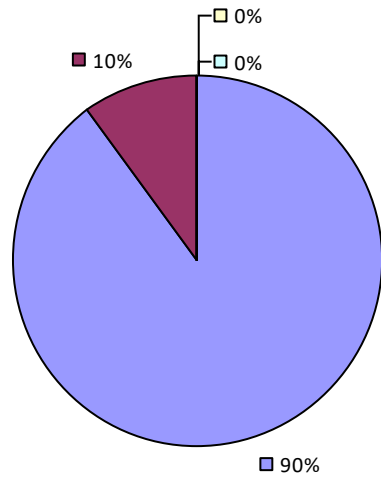
CROWN POINT CSD

2022-23 TEACHER EVALUATION RESULTS

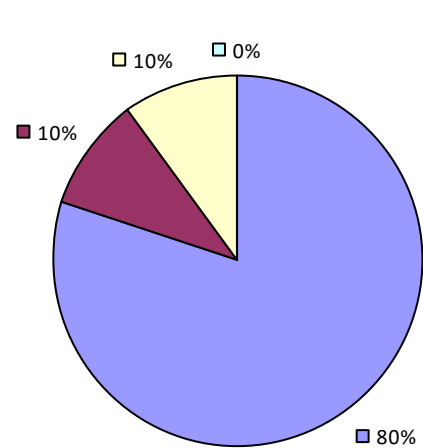
Student Performance



Teacher Observation



Overall Rating



2022-23 PRINCIPAL EVALUATION RESULTS NOT SHOWN DUE TO SUPPRESSION*

* Data is suppressed if 100% of teachers/principals received the same rating or if the total teachers/principals in an LEA is less than five.

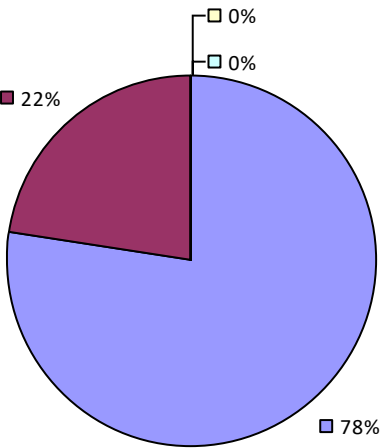
CUBA-RUSHFORD CSD

2022-23 TEACHER EVALUATION RESULTS

Student performance results not shown due to suppression*

Teacher Observation

Overall results not shown due to suppression*



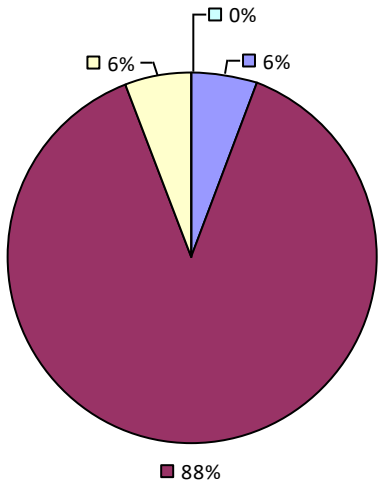
2022-23 PRINCIPAL EVALUATION RESULTS NOT SHOWN DUE TO SUPPRESSION*

* Data is suppressed if 100% of teachers/principals received the same rating or if the total teachers/principals in an LEA is less than five.

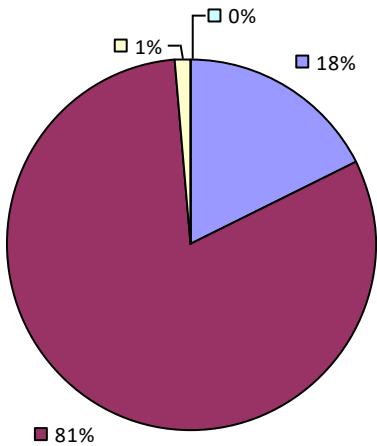
DALTON-NUNDA CSD (KESHEQUA)

2022-23 TEACHER EVALUATION RESULTS

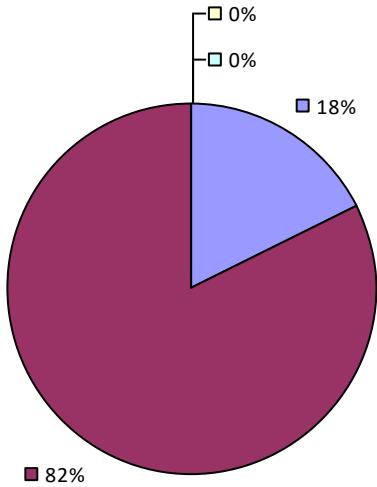
Student Performance



Teacher Observation



Overall Rating



2022-23 PRINCIPAL EVALUATION RESULTS NOT SHOWN DUE TO SUPPRESSION*

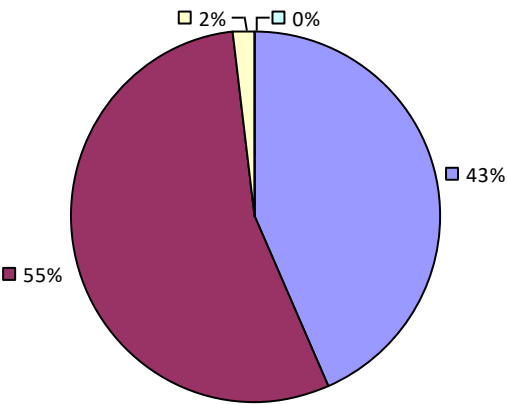
* Data is suppressed if 100% of teachers/principals received the same rating or if the total teachers/principals in an LEA is less than five.

DANSVILLE CSD

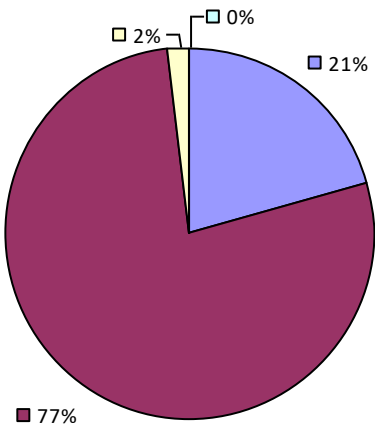
2022-23 TEACHER EVALUATION RESULTS

Student performance results not shown due to suppression*

Teacher Observation



Overall Rating



2022-23 PRINCIPAL EVALUATION RESULTS NOT SHOWN DUE TO SUPPRESSION*

* Data is suppressed if 100% of teachers/principals received the same rating or if the total teachers/principals in an LEA is less than five.

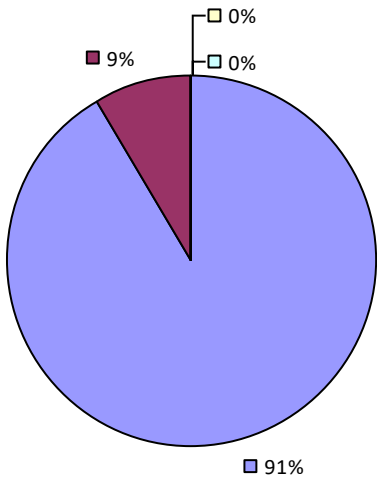
DEER PARK UFSD

2022-23 TEACHER EVALUATION RESULTS

Student performance results not shown due to suppression*

Teacher Observation

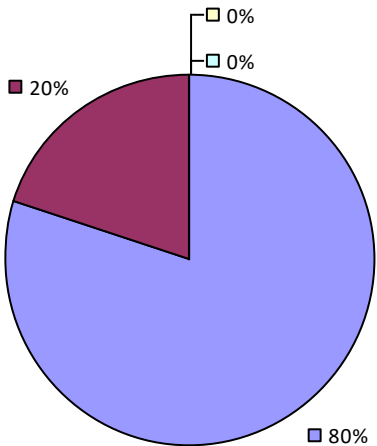
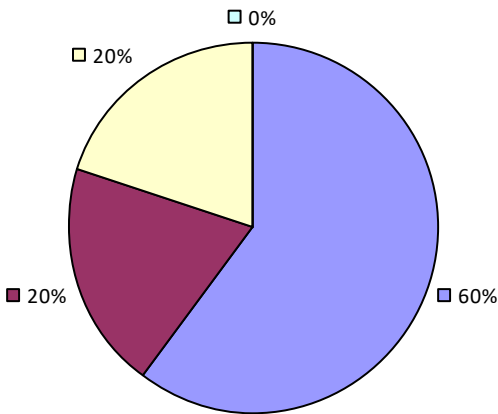
Overall results not shown due to suppression*



Student performance results not shown due to suppression*

Principal School Visits

Overall Rating



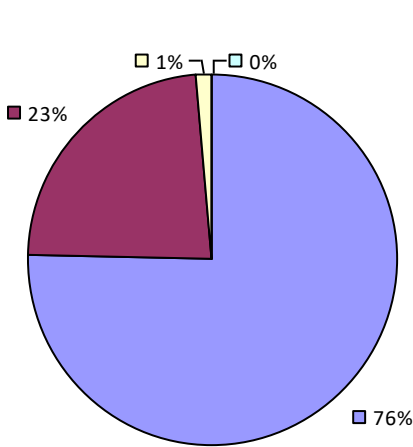
* Data is suppressed if 100% of teachers/principals received the same rating or if the total teachers/principals in an LEA is less than five.

DELAWARE ACADEMY CSD AT DELHI

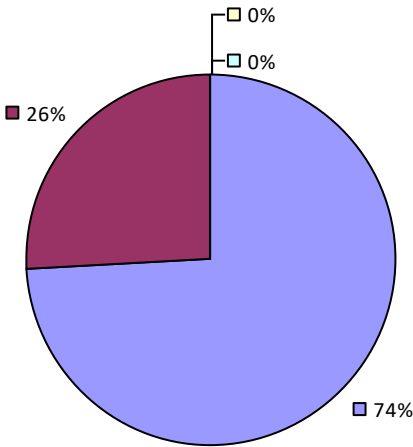
2022-23 TEACHER EVALUATION RESULTS

Student performance results not shown due to suppression*

Teacher Observation



Overall Rating



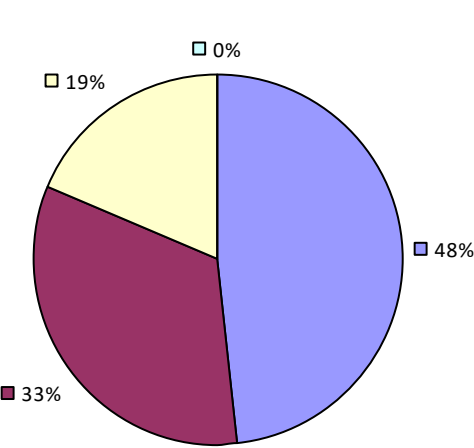
2022-23 PRINCIPAL EVALUATION RESULTS NOT SHOWN DUE TO SUPPRESSION*

* Data is suppressed if 100% of teachers/principals received the same rating or if the total teachers/principals in an LEA is less than five.

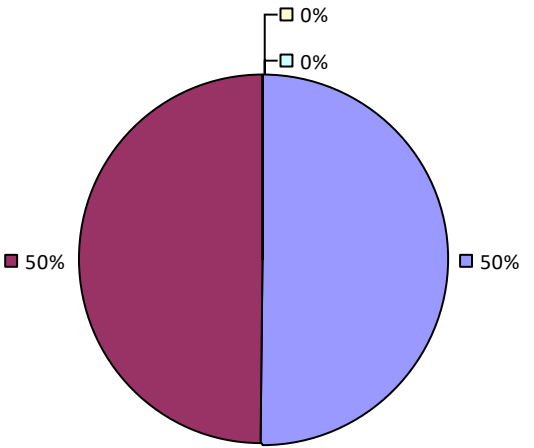
DELAWARE-CHENANGO-MADISON-OTSEGO BOCES

2022-23 TEACHER EVALUATION RESULTS

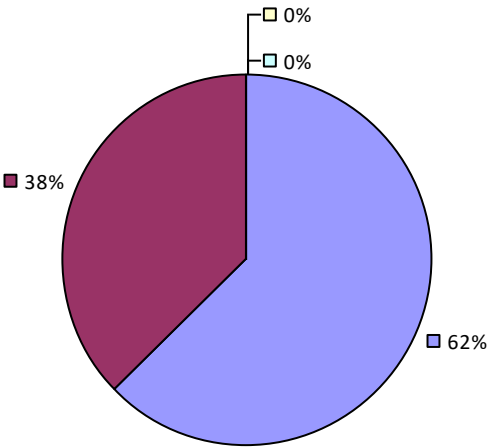
Student Performance



Teacher Observation



Overall Rating



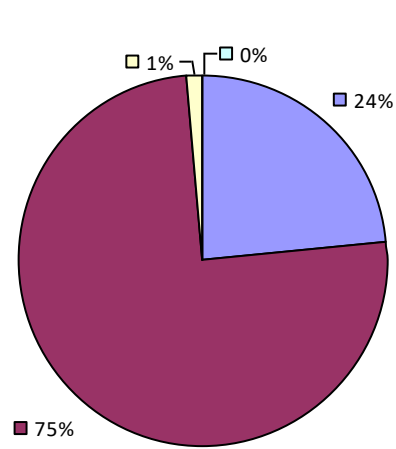
2022-23 PRINCIPAL EVALUATION RESULTS NOT SUBMITTED

* Data is suppressed if 100% of teachers/principals received the same rating or if the total teachers/principals in an LEA is less than five.

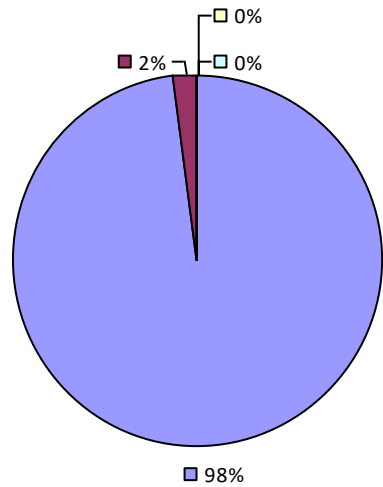
DEPEW UFSD

2022-23 TEACHER EVALUATION RESULTS

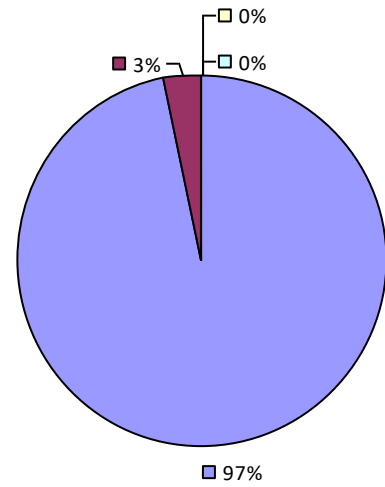
Student Performance



Teacher Observation



Overall Rating



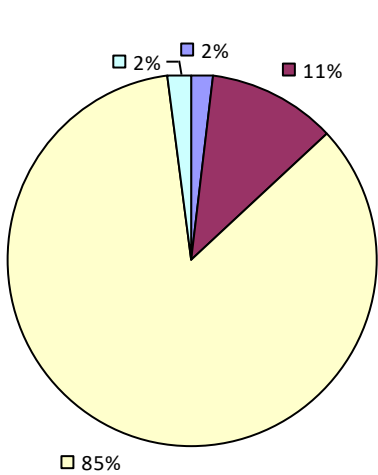
2022-23 PRINCIPAL EVALUATION RESULTS NOT SHOWN DUE TO SUPPRESSION*

* Data is suppressed if 100% of teachers/principals received the same rating or if the total teachers/principals in an LEA is less than five.

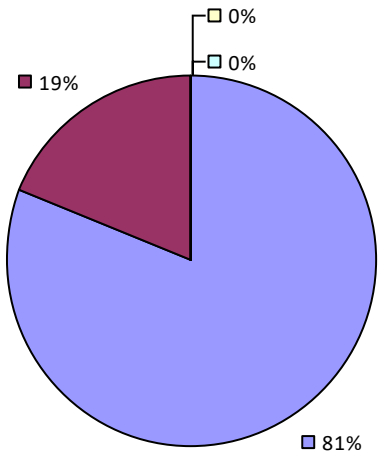
DEPOSIT CSD

2022-23 TEACHER EVALUATION RESULTS

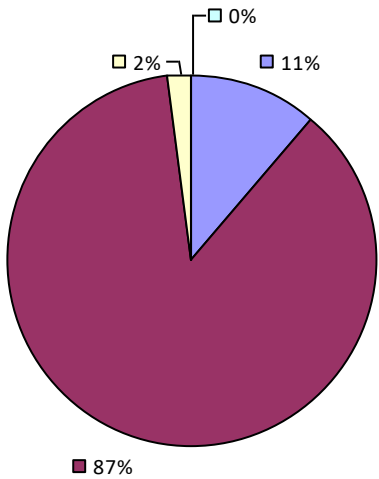
Student Performance



Teacher Observation



Overall Rating



2022-23 PRINCIPAL EVALUATION RESULTS NOT SHOWN DUE TO SUPPRESSION*

* Data is suppressed if 100% of teachers/principals received the same rating or if the total teachers/principals in an LEA is less than five.

DERUYTER CSD

2022-23 TEACHER EVALUATION RESULTS NOT SHOWN DUE TO SUPPRESSION*

2022-23 PRINCIPAL EVALUATION RESULTS NOT SUBMITTED

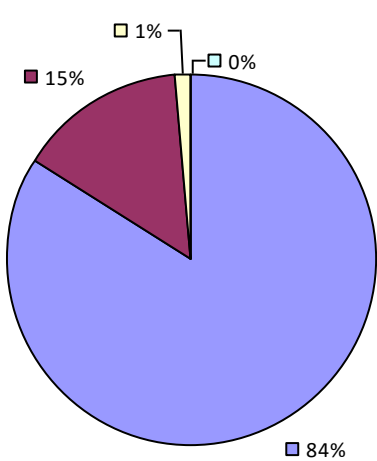
* Data is suppressed if 100% of teachers/principals received the same rating or if the total teachers/principals in an LEA is less than five.

DOBBS FERRY UFSD

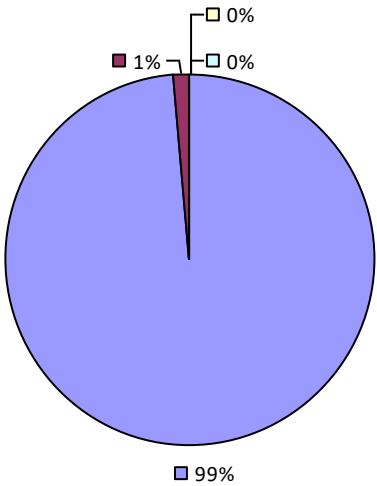
2022-23 TEACHER EVALUATION RESULTS

Student performance results not shown due to suppression*

Teacher Observation



Overall Rating



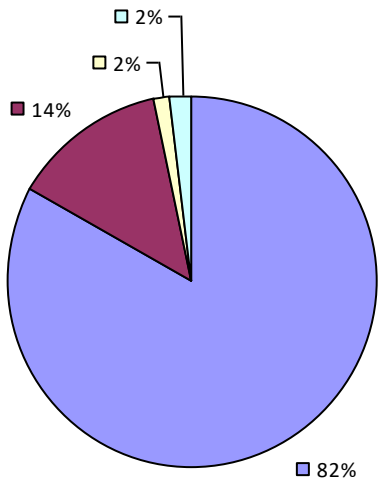
2022-23 PRINCIPAL EVALUATION RESULTS NOT SHOWN DUE TO SUPPRESSION*

* Data is suppressed if 100% of teachers/principals received the same rating or if the total teachers/principals in an LEA is less than five.

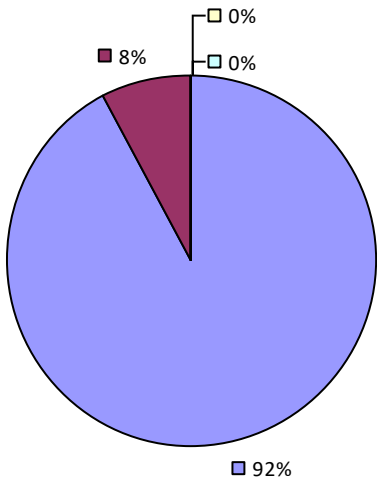
DOLGEVILLE CSD

2022-23 TEACHER EVALUATION RESULTS

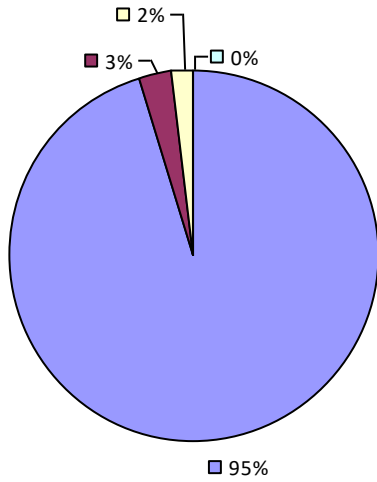
Student Performance



Teacher Observation



Overall Rating



2022-23 PRINCIPAL EVALUATION RESULTS NOT SHOWN DUE TO SUPPRESSION*

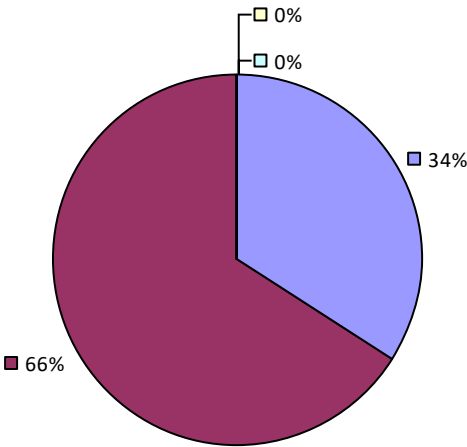
* Data is suppressed if 100% of teachers/principals received the same rating or if the total teachers/principals in an LEA is less than five.

DOVER UFSD

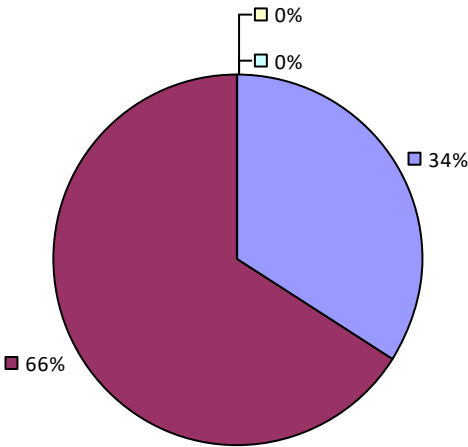
2022-23 TEACHER EVALUATION RESULTS

Student performance results not shown due to suppression*

Teacher Observation



Overall Rating



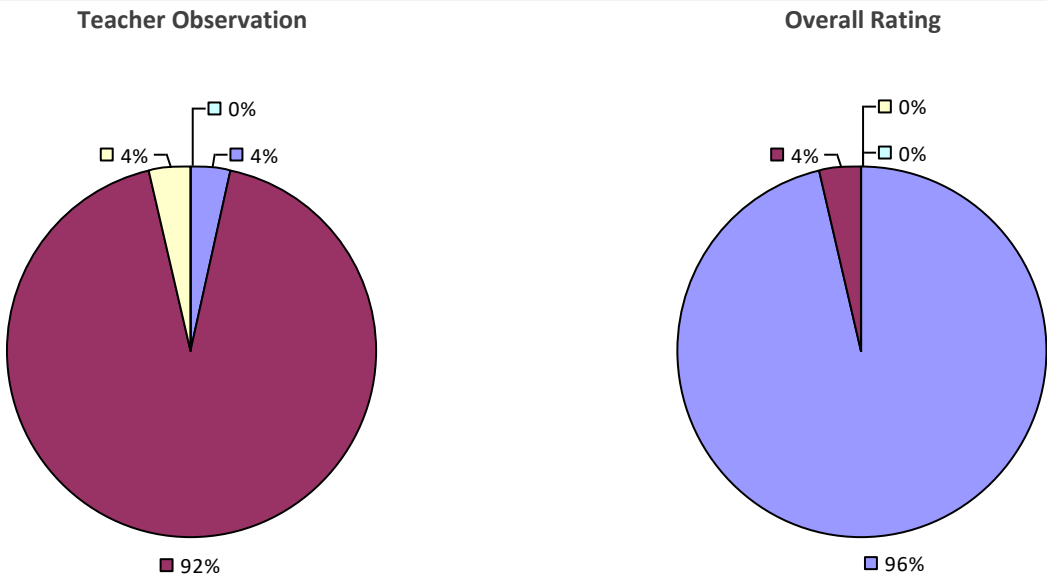
2022-23 PRINCIPAL EVALUATION RESULTS NOT SHOWN DUE TO SUPPRESSION*

* Data is suppressed if 100% of teachers/principals received the same rating or if the total teachers/principals in an LEA is less than five.

DOWNSVILLE CSD

2022-23 TEACHER EVALUATION RESULTS

Student performance results not shown due to suppression*



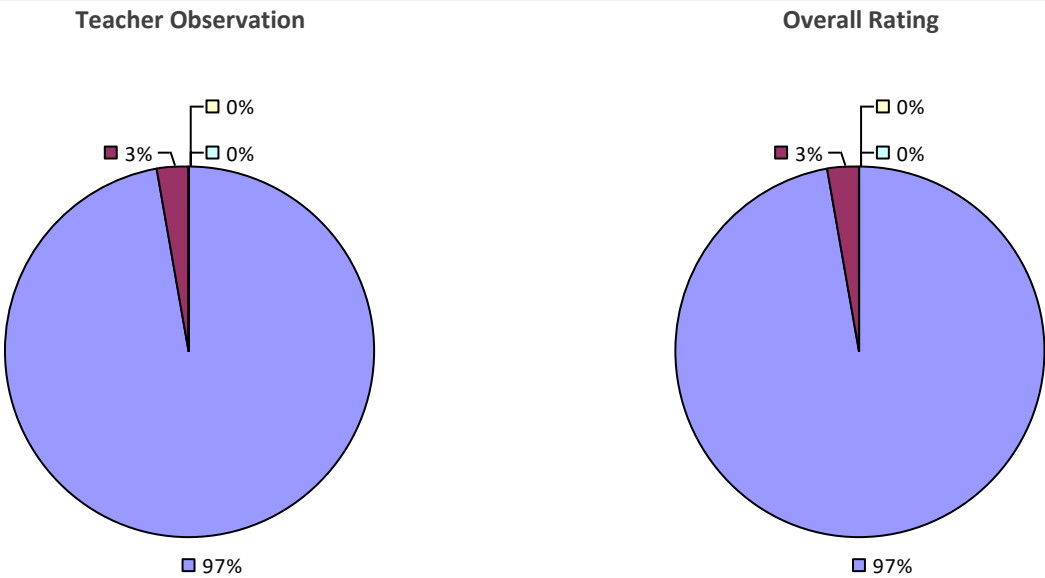
2022-23 PRINCIPAL EVALUATION RESULTS NOT SHOWN DUE TO SUPPRESSION*

* Data is suppressed if 100% of teachers/principals received the same rating or if the total teachers/principals in an LEA is less than five.

DRYDEN CSD

2022-23 TEACHER EVALUATION RESULTS

Student performance results not shown due to suppression*



2022-23 PRINCIPAL EVALUATION RESULTS NOT SHOWN DUE TO SUPPRESSION*

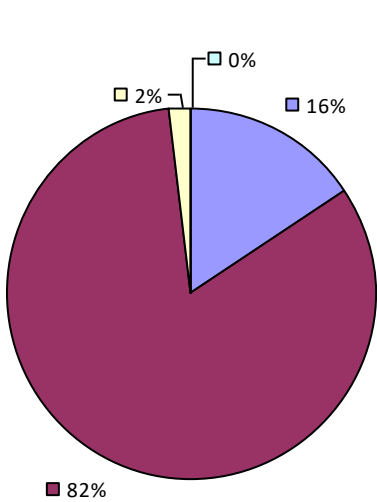
* Data is suppressed if 100% of teachers/principals received the same rating or if the total teachers/principals in an LEA is less than five.

DUANESBURG CSD

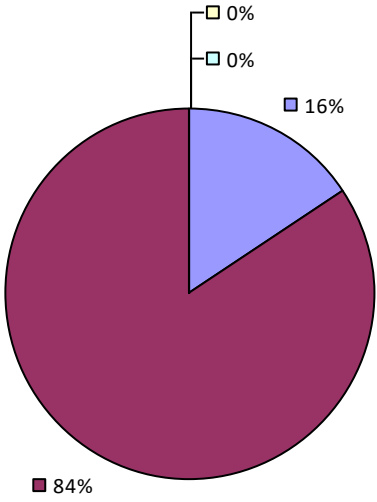
2022-23 TEACHER EVALUATION RESULTS

Student performance results not shown due to suppression*

Teacher Observation



Overall Rating



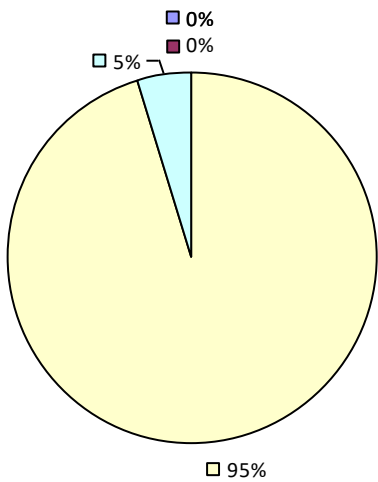
2022-23 PRINCIPAL EVALUATION RESULTS NOT SHOWN DUE TO SUPPRESSION*

* Data is suppressed if 100% of teachers/principals received the same rating or if the total teachers/principals in an LEA is less than five.

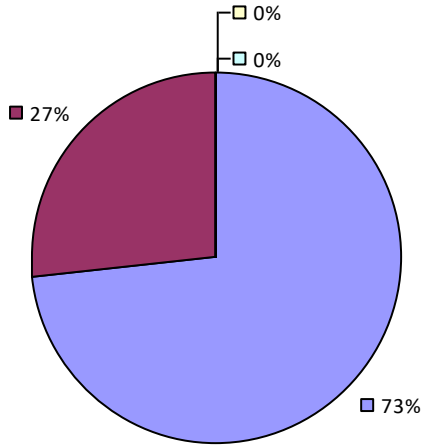
DUNDEE CSD

2022-23 TEACHER EVALUATION RESULTS

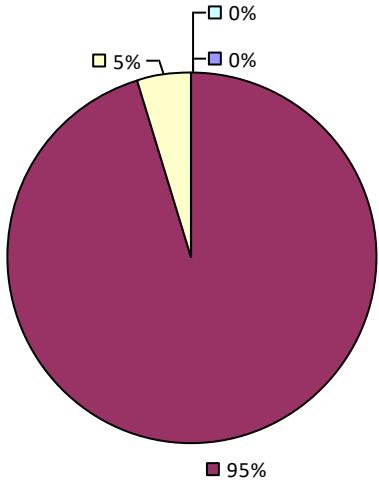
Student Performance



Teacher Observation



Overall Rating

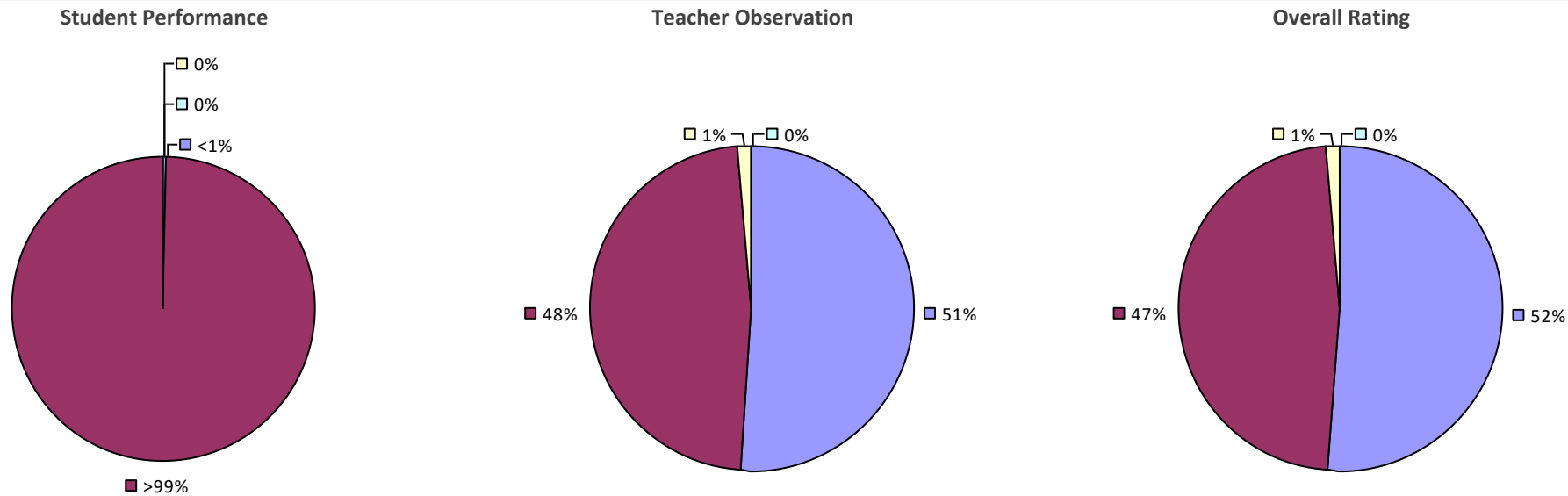


2022-23 PRINCIPAL EVALUATION RESULTS NOT SUBMITTED

* Data is suppressed if 100% of teachers/principals received the same rating or if the total teachers/principals in an LEA is less than five.

DUNKIRK CITY SD

2022-23 TEACHER EVALUATION RESULTS



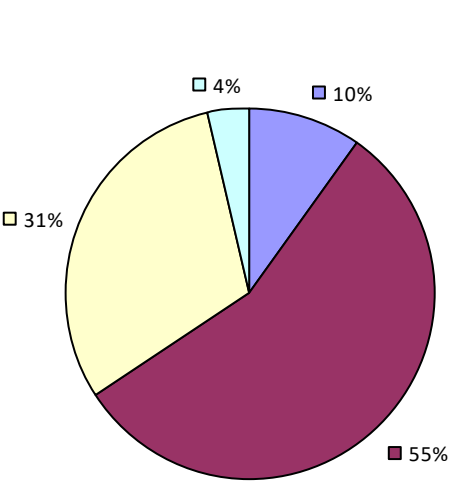
2022-23 PRINCIPAL EVALUATION RESULTS NOT SUBMITTED

* Data is suppressed if 100% of teachers/principals received the same rating or if the total teachers/principals in an LEA is less than five.

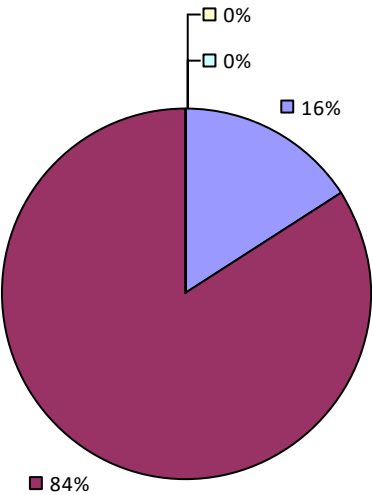
DUTCHESS BOCES

2022-23 TEACHER EVALUATION RESULTS

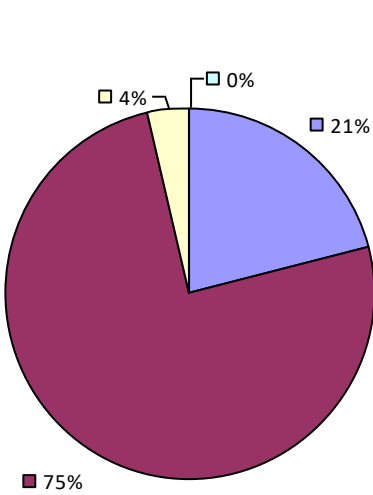
Student Performance



Teacher Observation



Overall Rating



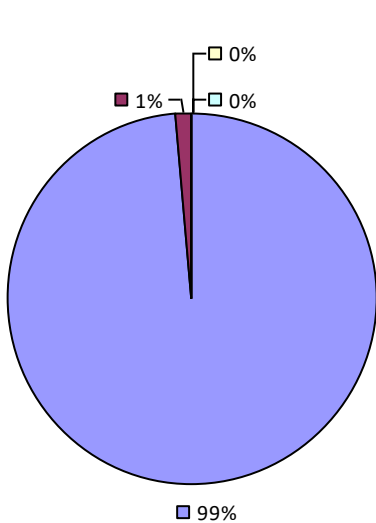
2022-23 PRINCIPAL EVALUATION RESULTS NOT SHOWN DUE TO SUPPRESSION*

* Data is suppressed if 100% of teachers/principals received the same rating or if the total teachers/principals in an LEA is less than five.

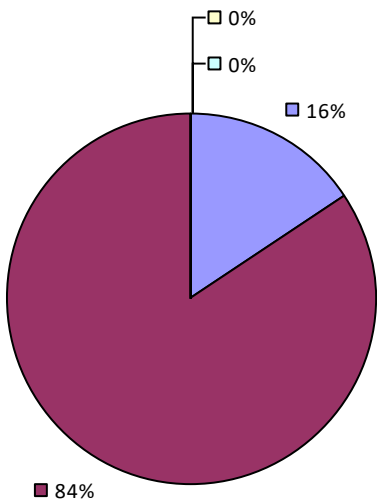
EAST AURORA UFSD

2022-23 TEACHER EVALUATION RESULTS

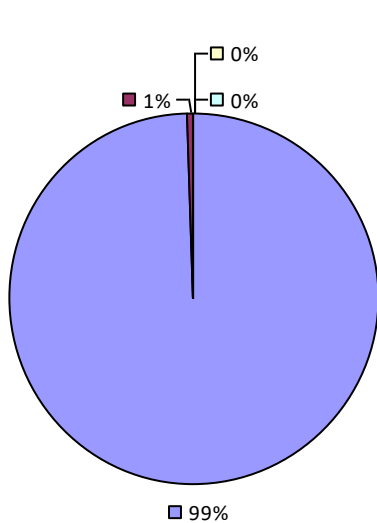
Student Performance



Teacher Observation



Overall Rating



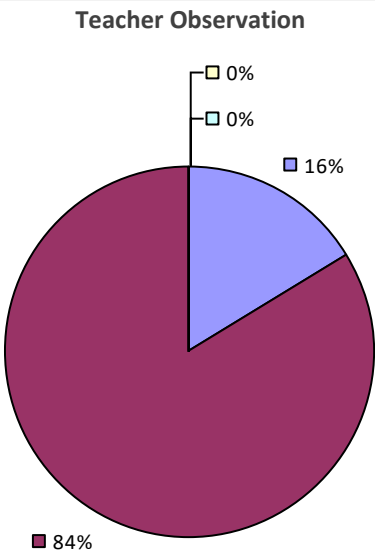
2022-23 PRINCIPAL EVALUATION RESULTS NOT SUBMITTED

* Data is suppressed if 100% of teachers/principals received the same rating or if the total teachers/principals in an LEA is less than five.

EAST BLOOMFIELD CSD

2022-23 TEACHER EVALUATION RESULTS

Student performance results not shown due to suppression*



Overall results not shown due to suppression*

2022-23 PRINCIPAL EVALUATION RESULTS NOT SHOWN DUE TO SUPPRESSION*

* Data is suppressed if 100% of teachers/principals received the same rating or if the total teachers/principals in an LEA is less than five.

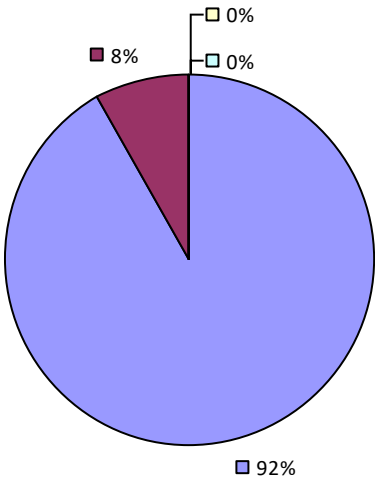
EAST GREENBUSH CSD

2022-23 TEACHER EVALUATION RESULTS

Student performance results not shown due to suppression*

Teacher Observation

Overall results not shown due to suppression*



2022-23 PRINCIPAL EVALUATION RESULTS NOT SHOWN DUE TO SUPPRESSION*

* Data is suppressed if 100% of teachers/principals received the same rating or if the total teachers/principals in an LEA is less than five.

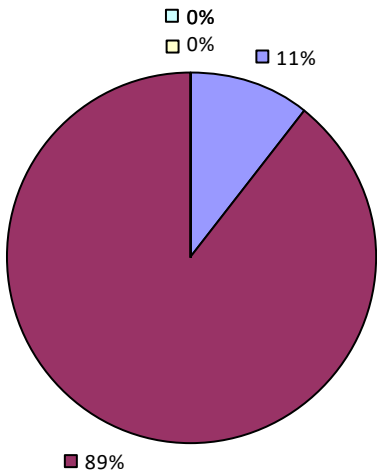
EAST HAMPTON UFSD

2022-23 TEACHER EVALUATION RESULTS

Student performance results not shown due to suppression*

Teacher Observation

Overall results not shown due to suppression*



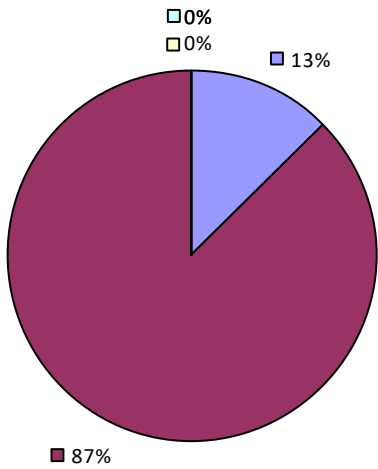
2022-23 PRINCIPAL EVALUATION RESULTS NOT SHOWN DUE TO SUPPRESSION*

* Data is suppressed if 100% of teachers/principals received the same rating or if the total teachers/principals in an LEA is less than five.

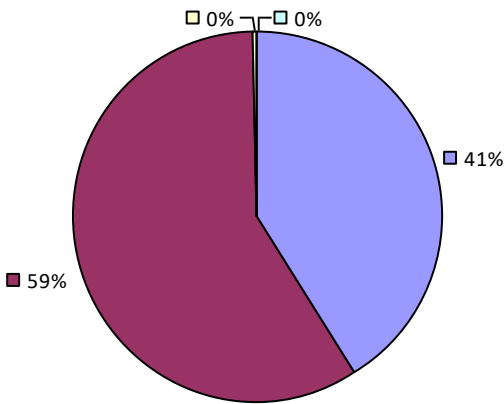
EAST IRONDEQUOIT CSD

2022-23 TEACHER EVALUATION RESULTS

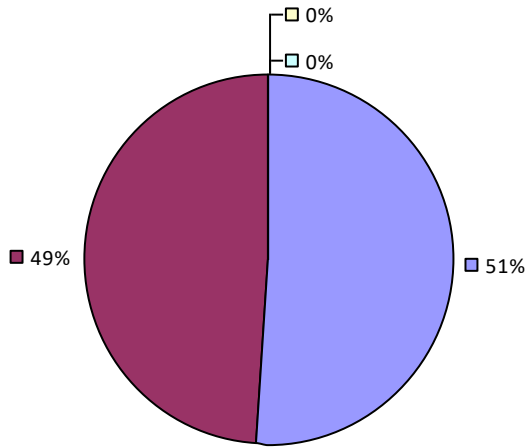
Student Performance



Teacher Observation



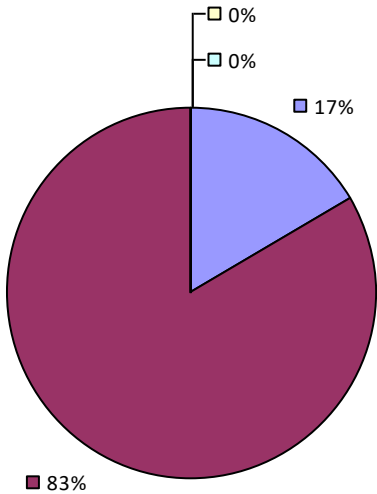
Overall Rating



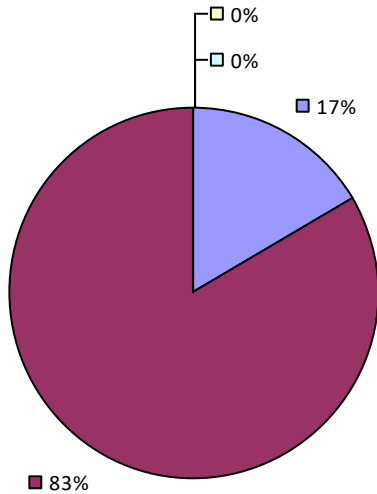
2022-23 PRINCIPAL EVALUATION RESULTS

Student performance results not shown due to suppression*

Principal School Visits



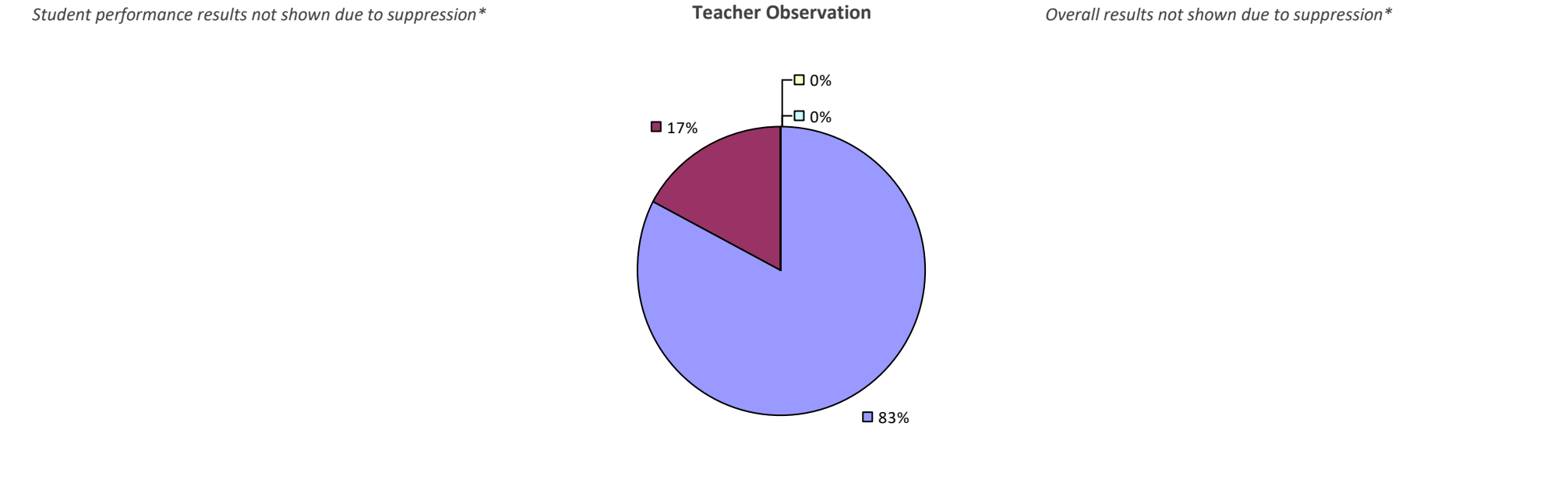
Overall Rating



* Data is suppressed if 100% of teachers/principals received the same rating or if the total teachers/principals in an LEA is less than five.

EAST ISLIP UFSD

2022-23 TEACHER EVALUATION RESULTS



2022-23 PRINCIPAL EVALUATION RESULTS NOT SHOWN DUE TO SUPPRESSION*

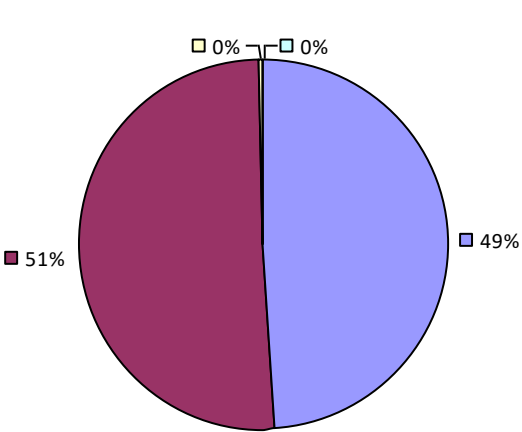
* Data is suppressed if 100% of teachers/principals received the same rating or if the total teachers/principals in an LEA is less than five.

EAST MEADOW UFSD

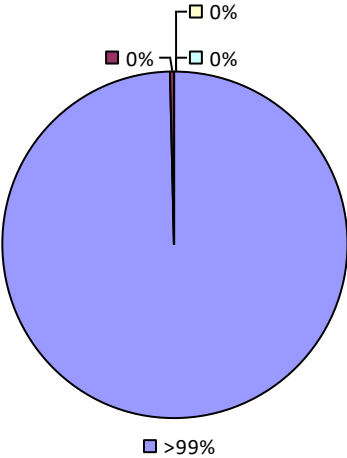
2022-23 TEACHER EVALUATION RESULTS

Student performance results not shown due to suppression*

Teacher Observation



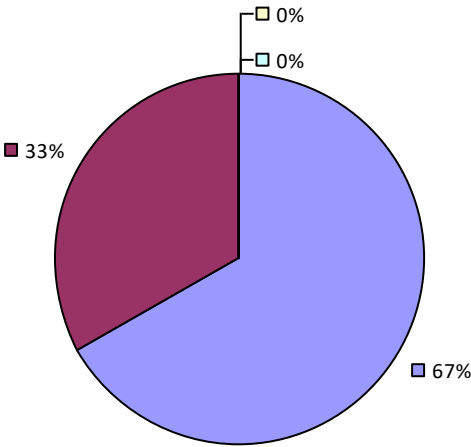
Overall Rating



2022-23 PRINCIPAL EVALUATION RESULTS

Student performance results not shown due to suppression*

Principal School Visits



Overall results not shown due to suppression*

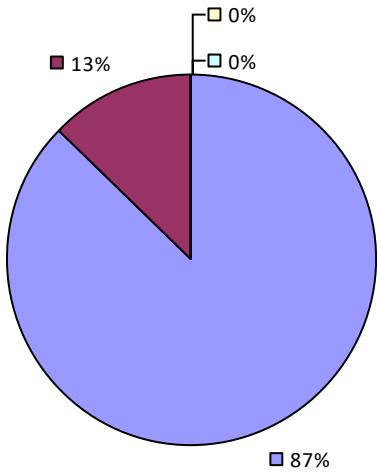
* Data is suppressed if 100% of teachers/principals received the same rating or if the total teachers/principals in an LEA is less than five.

EAST MORICHES UFSD

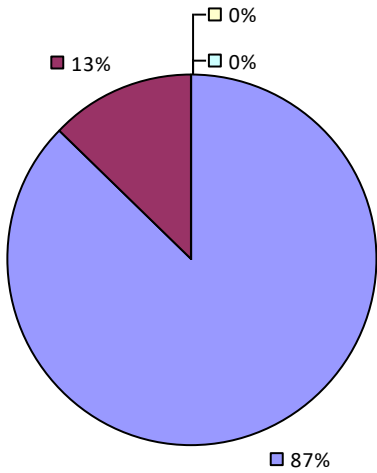
2022-23 TEACHER EVALUATION RESULTS

Student performance results not shown due to suppression*

Teacher Observation



Overall Rating



2022-23 PRINCIPAL EVALUATION RESULTS NOT SHOWN DUE TO SUPPRESSION*

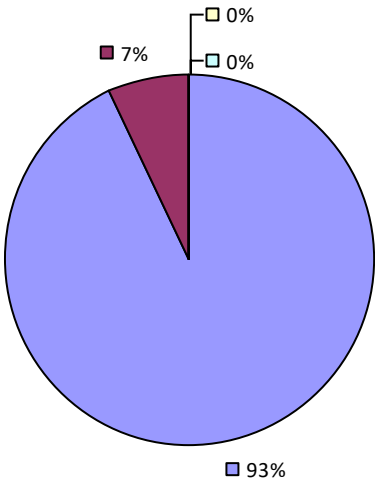
* Data is suppressed if 100% of teachers/principals received the same rating or if the total teachers/principals in an LEA is less than five.

EAST QUOGUE UFSD

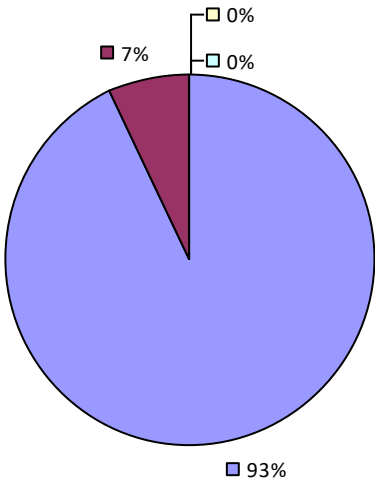
2022-23 TEACHER EVALUATION RESULTS

Student performance results not shown due to suppression*

Teacher Observation



Overall Rating



2022-23 PRINCIPAL EVALUATION RESULTS NOT SUBMITTED

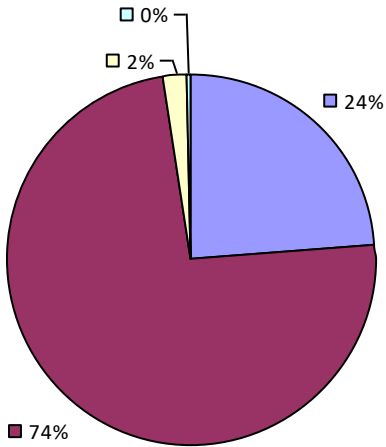
* Data is suppressed if 100% of teachers/principals received the same rating or if the total teachers/principals in an LEA is less than five.

EAST RAMAPO CSD (SPRING VALLEY)

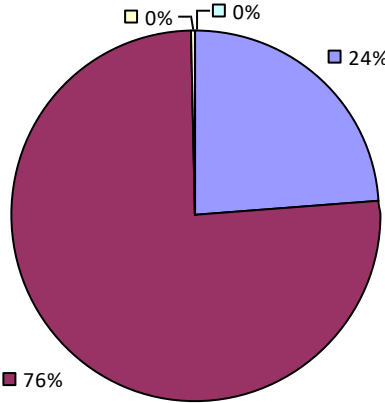
2022-23 TEACHER EVALUATION RESULTS

Student performance results not shown due to suppression*

Teacher Observation



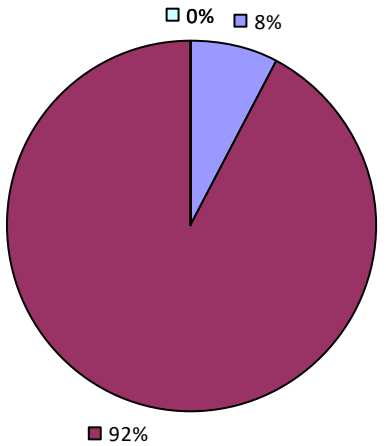
Overall Rating



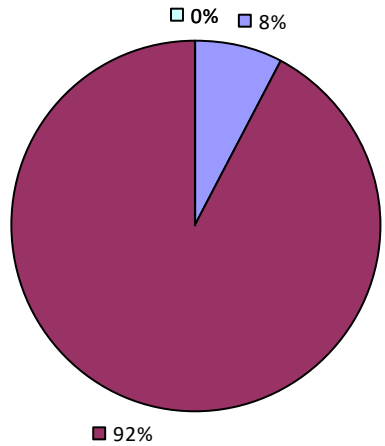
2022-23 PRINCIPAL EVALUATION RESULTS

Student performance results not shown due to suppression*

Principal School Visits



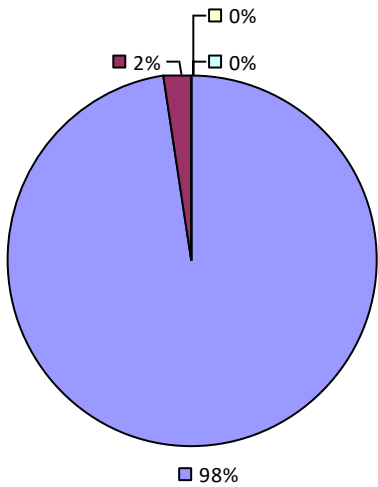
Overall Rating



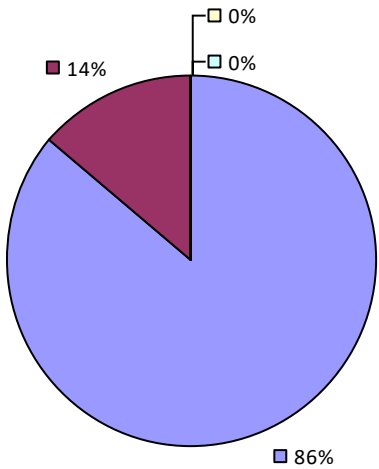
* Data is suppressed if 100% of teachers/principals received the same rating or if the total teachers/principals in an LEA is less than five.

EAST ROCHESTER UFSD
2022-23 TEACHER EVALUATION RESULTS

Student Performance



Teacher Observation



Overall results not shown due to suppression*

2022-23 PRINCIPAL EVALUATION RESULTS NOT SHOWN DUE TO SUPPRESSION*

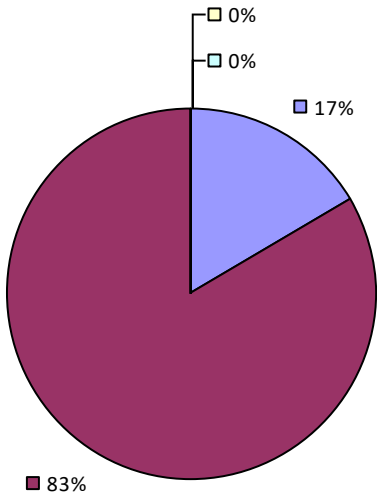
* Data is suppressed if 100% of teachers/principals received the same rating or if the total teachers/principals in an LEA is less than five.

EAST ROCKAWAY UFSD

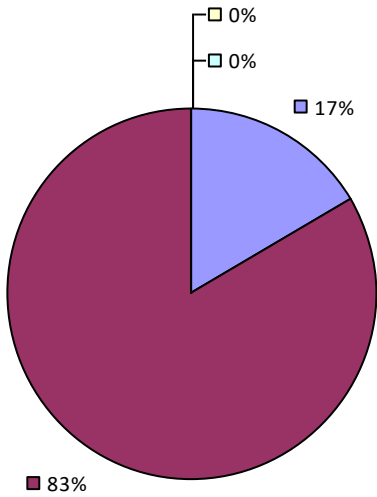
2022-23 TEACHER EVALUATION RESULTS

Student performance results not shown due to suppression*

Teacher Observation



Overall Rating

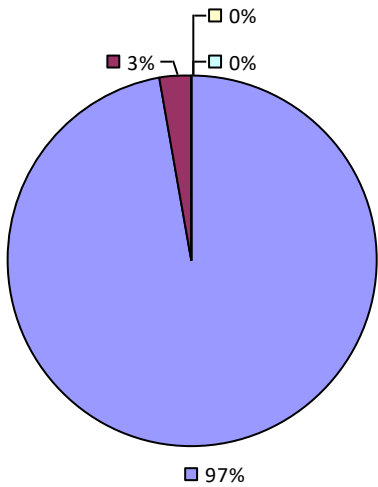


2022-23 PRINCIPAL EVALUATION RESULTS NOT SHOWN DUE TO SUPPRESSION*

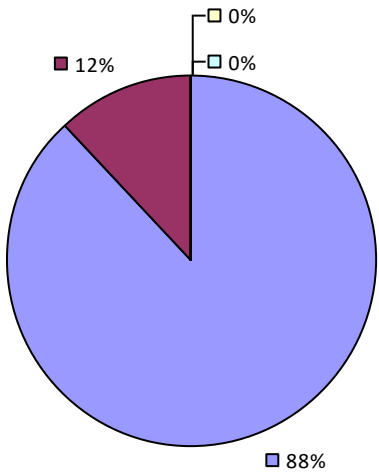
* Data is suppressed if 100% of teachers/principals received the same rating or if the total teachers/principals in an LEA is less than five.

EAST SYRACUSE MINOA CSD
2022-23 TEACHER EVALUATION RESULTS

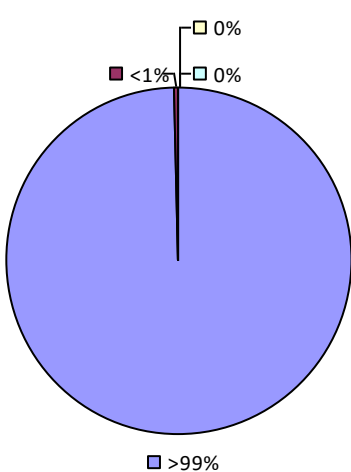
Student Performance



Teacher Observation



Overall Rating



2022-23 PRINCIPAL EVALUATION RESULTS NOT SHOWN DUE TO SUPPRESSION*

* Data is suppressed if 100% of teachers/principals received the same rating or if the total teachers/principals in an LEA is less than five.

EAST WILLISTON UFSD

2022-23 TEACHER EVALUATION RESULTS NOT SHOWN DUE TO SUPPRESSION*

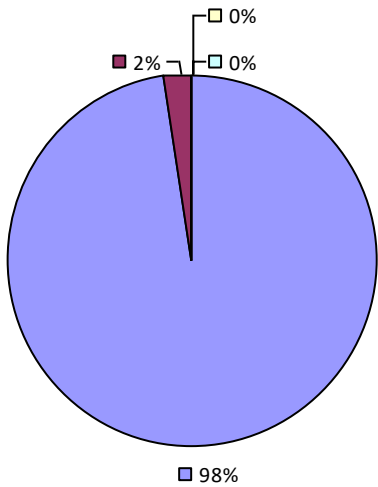
2022-23 PRINCIPAL EVALUATION RESULTS NOT SHOWN DUE TO SUPPRESSION*

* Data is suppressed if 100% of teachers/principals received the same rating or if the total teachers/principals in an LEA is less than five.

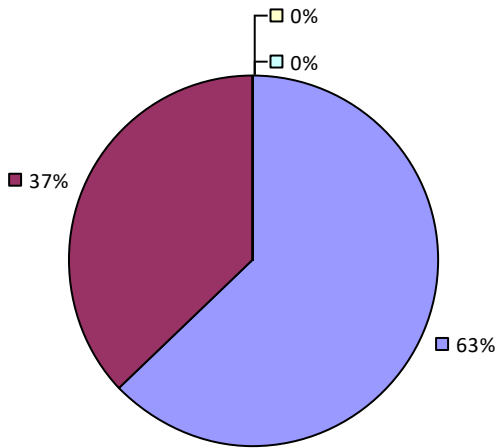
EASTCHESTER UFSD

2022-23 TEACHER EVALUATION RESULTS

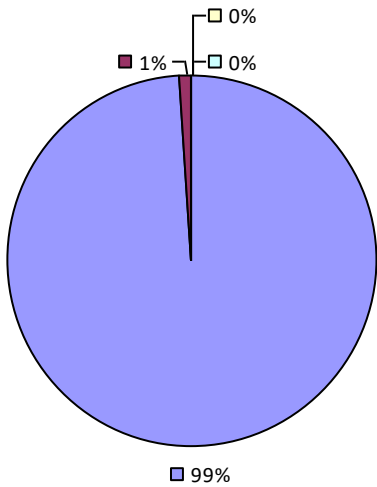
Student Performance



Teacher Observation



Overall Rating

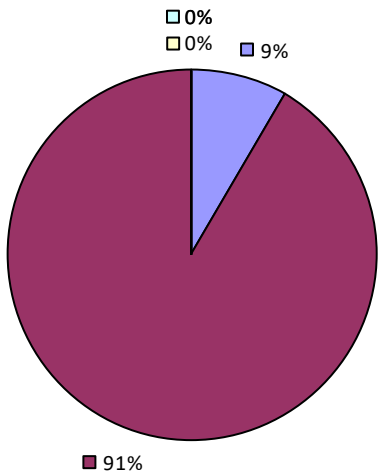


2022-23 PRINCIPAL EVALUATION RESULTS NOT SUBMITTED

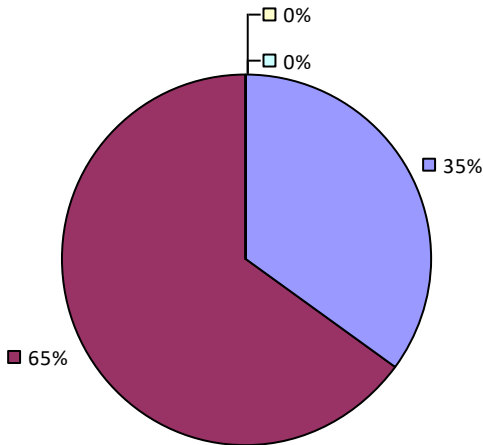
* Data is suppressed if 100% of teachers/principals received the same rating or if the total teachers/principals in an LEA is less than five.

EASTERN SUFFOLK BOCES
2022-23 TEACHER EVALUATION RESULTS

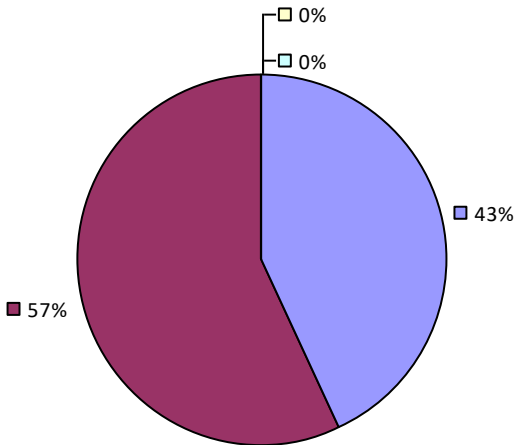
Student Performance



Teacher Observation

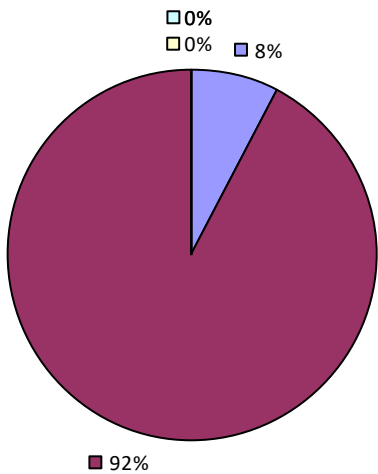


Overall Rating

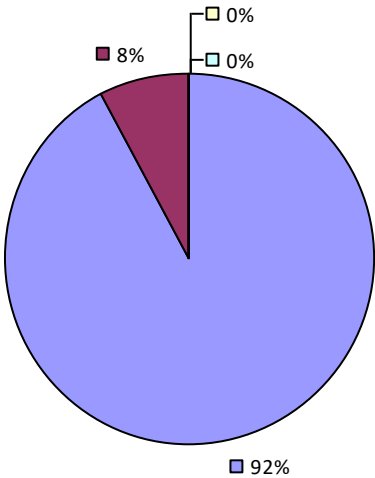


2022-23 PRINCIPAL EVALUATION RESULTS

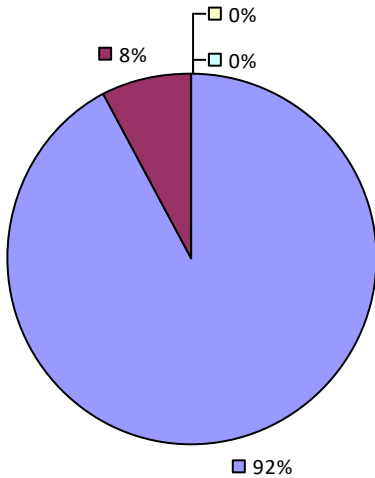
Student Performance



Principal School Visits



Overall Rating

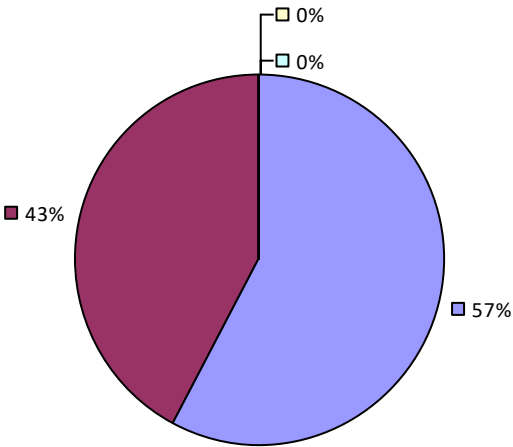


* Data is suppressed if 100% of teachers/principals received the same rating or if the total teachers/principals in an LEA is less than five.

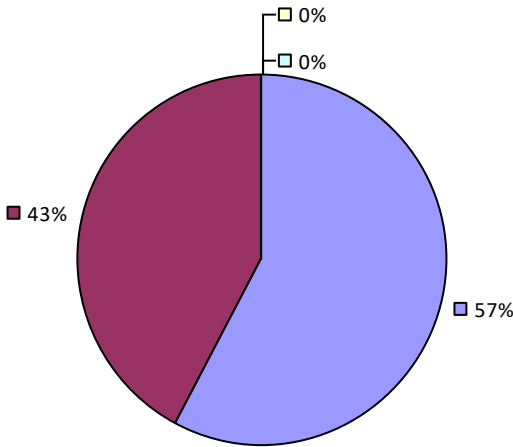
EASTPORT-SOUTH MANOR CSD

Student performance results not shown due to suppression*

Teacher Observation



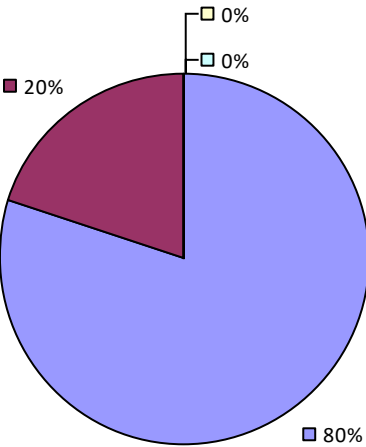
Overall Rating



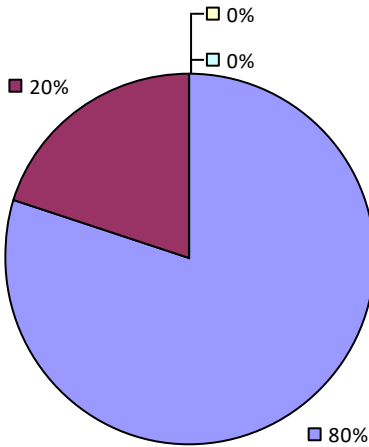
2022-23 PRINCIPAL EVALUATION RESULTS

Student performance results not shown due to suppression*

Principal School Visits



Overall Rating

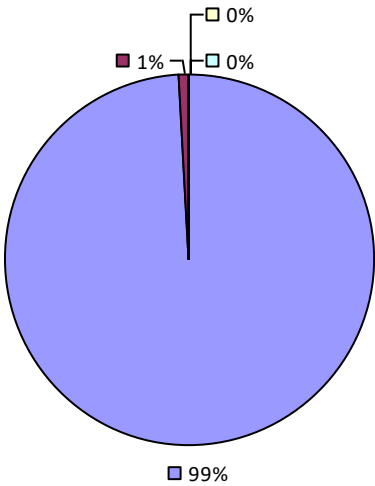


* Data is suppressed if 100% of teachers/principals received the same rating or if the total teachers/principals in an LEA is less than five.

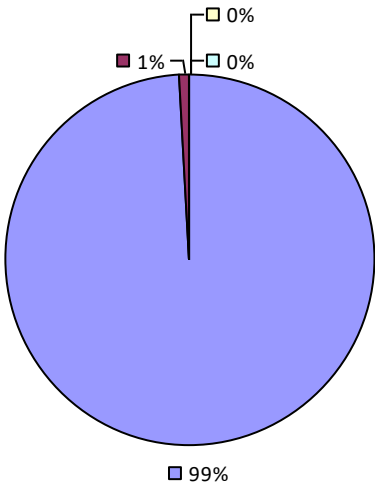
2022-23 TEACHER EVALUATION RESULTS

Student performance results not shown due to suppression*

Teacher Observation



Overall Rating

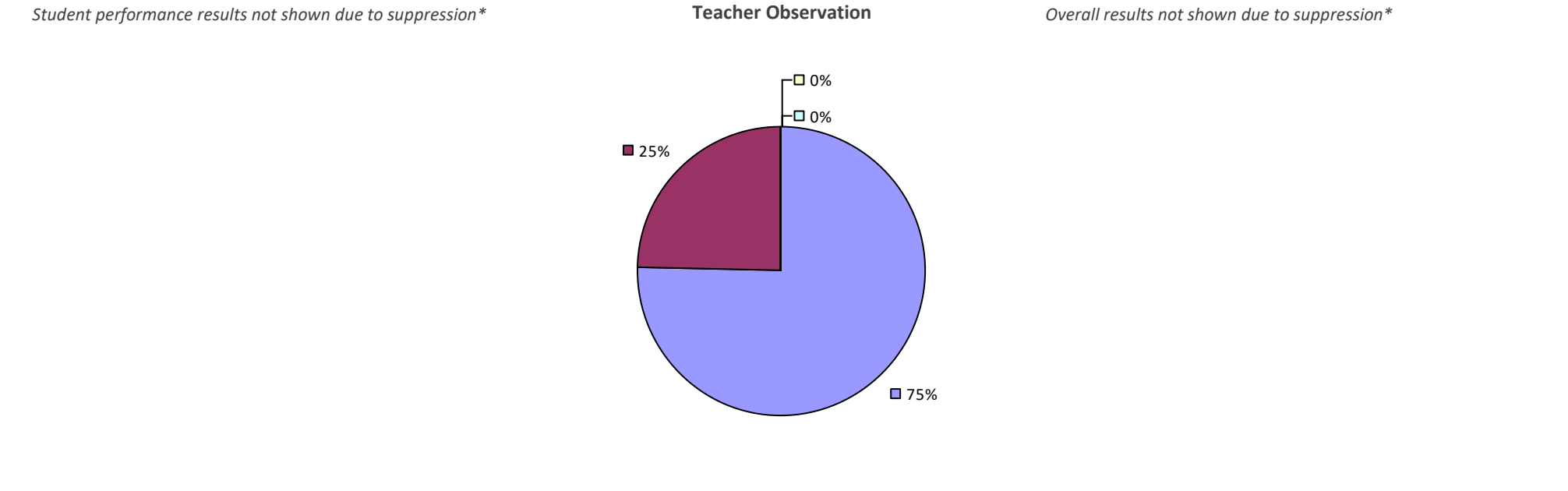


2022-23 PRINCIPAL EVALUATION RESULTS NOT SHOWN DUE TO SUPPRESSION*

* Data is suppressed if 100% of teachers/principals received the same rating or if the total teachers/principals in an LEA is less than five.

EDGEMONT UFSD

2022-23 TEACHER EVALUATION RESULTS



2022-23 PRINCIPAL EVALUATION RESULTS NOT SHOWN DUE TO SUPPRESSION*

* Data is suppressed if 100% of teachers/principals received the same rating or if the total teachers/principals in an LEA is less than five.

EDINBURG COMMON SD

2022-23 TEACHER EVALUATION RESULTS NOT SHOWN DUE TO SUPPRESSION*

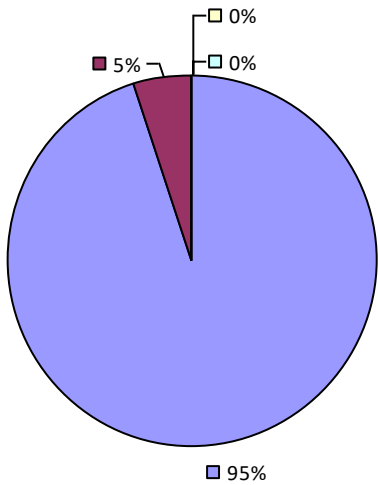
2022-23 PRINCIPAL EVALUATION RESULTS NOT SUBMITTED

* Data is suppressed if 100% of teachers/principals received the same rating or if the total teachers/principals in an LEA is less than five.

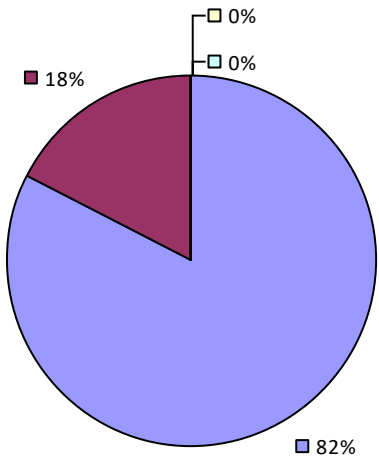
EDMESTON CSD

2022-23 TEACHER EVALUATION RESULTS

Student Performance



Teacher Observation



Overall results not shown due to suppression*

2022-23 PRINCIPAL EVALUATION RESULTS NOT SHOWN DUE TO SUPPRESSION*

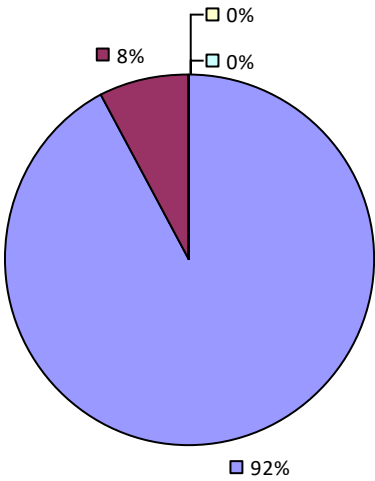
* Data is suppressed if 100% of teachers/principals received the same rating or if the total teachers/principals in an LEA is less than five.

EDWARDS-KNOX CSD

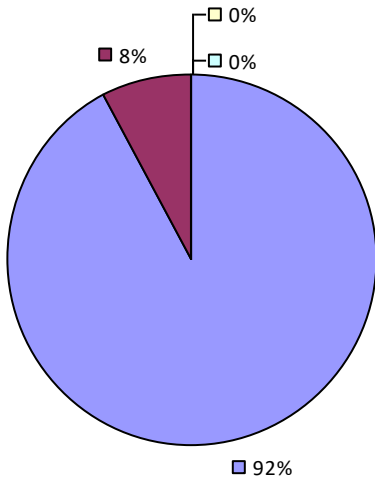
2022-23 TEACHER EVALUATION RESULTS

Student performance results not shown due to suppression*

Teacher Observation



Overall Rating



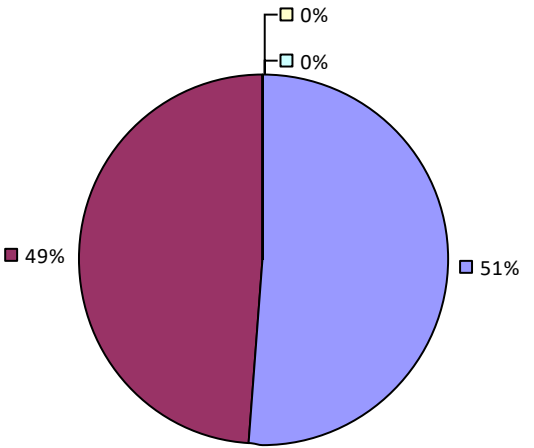
2022-23 PRINCIPAL EVALUATION RESULTS NOT SHOWN DUE TO SUPPRESSION*

* Data is suppressed if 100% of teachers/principals received the same rating or if the total teachers/principals in an LEA is less than five.

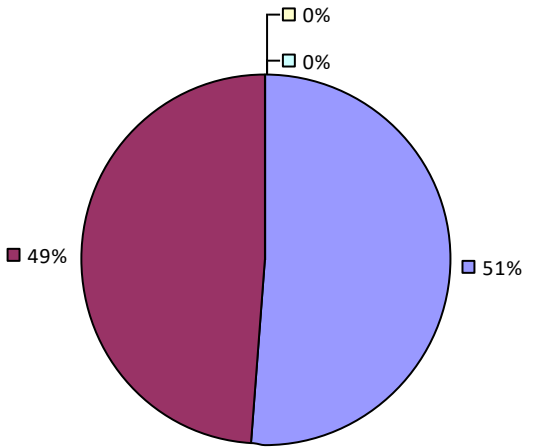
2022-23 TEACHER EVALUATION RESULTS

Student performance results not shown due to suppression*

Teacher Observation



Overall Rating



2022-23 PRINCIPAL EVALUATION RESULTS NOT SHOWN DUE TO SUPPRESSION*

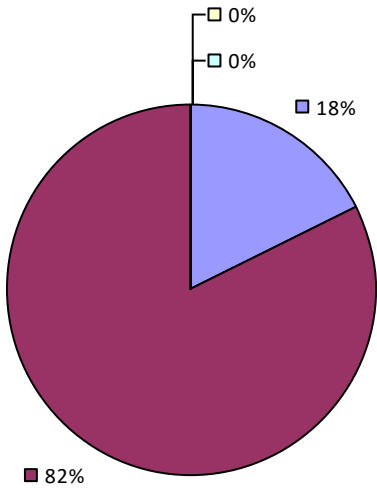
* Data is suppressed if 100% of teachers/principals received the same rating or if the total teachers/principals in an LEA is less than five.

ELDRED CSD

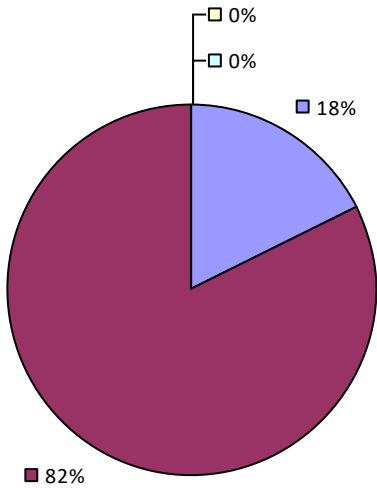
2022-23 TEACHER EVALUATION RESULTS

Student performance results not shown due to suppression*

Teacher Observation



Overall Rating



2022-23 PRINCIPAL EVALUATION RESULTS NOT SHOWN DUE TO SUPPRESSION*

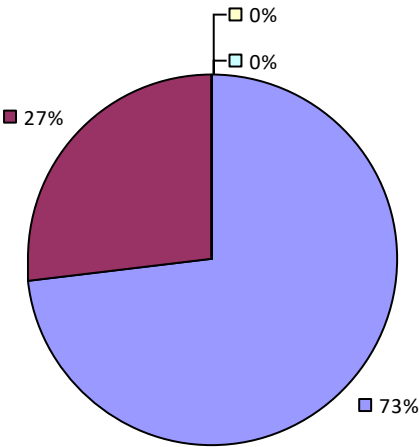
* Data is suppressed if 100% of teachers/principals received the same rating or if the total teachers/principals in an LEA is less than five.

ELLENVILLE CSD

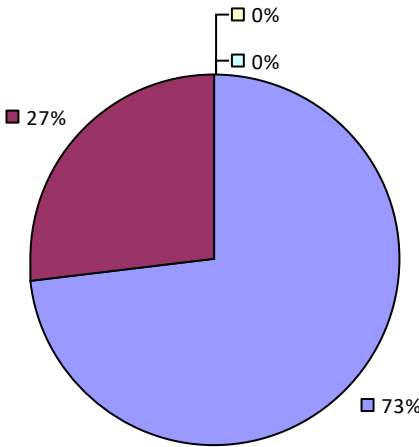
2022-23 TEACHER EVALUATION RESULTS

Student performance results not shown due to suppression*

Teacher Observation



Overall Rating



2022-23 PRINCIPAL EVALUATION RESULTS NOT SHOWN DUE TO SUPPRESSION*

* Data is suppressed if 100% of teachers/principals received the same rating or if the total teachers/principals in an LEA is less than five.

ELLICOTTVILLE CSD

2022-23 TEACHER EVALUATION RESULTS NOT SHOWN DUE TO SUPPRESSION*

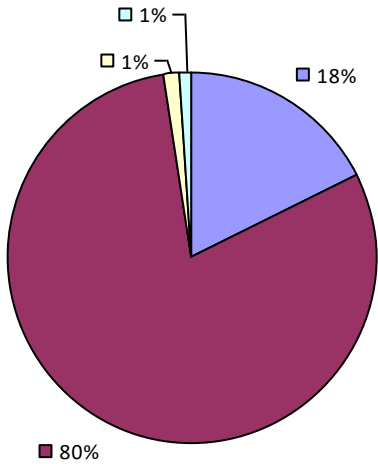
2022-23 PRINCIPAL EVALUATION RESULTS NOT SHOWN DUE TO SUPPRESSION*

* Data is suppressed if 100% of teachers/principals received the same rating or if the total teachers/principals in an LEA is less than five.

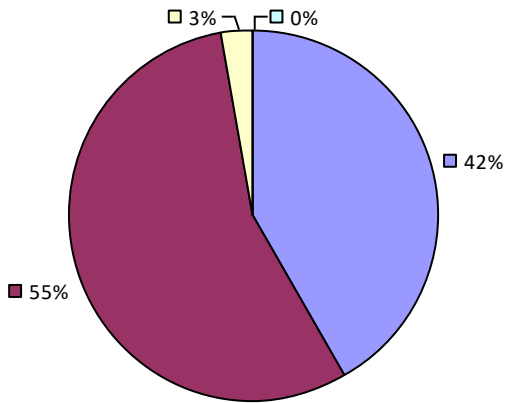
ELMIRA CITY SD

2022-23 TEACHER EVALUATION RESULTS

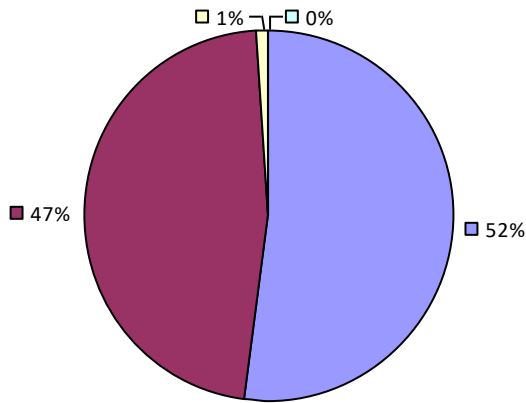
Student Performance



Teacher Observation

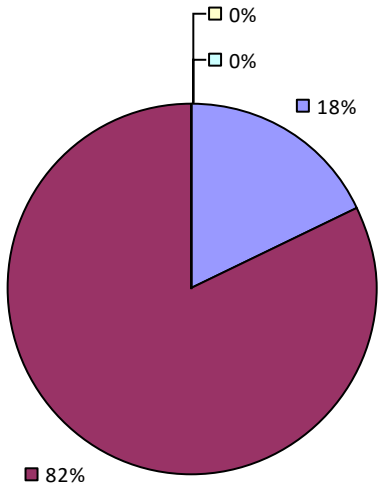


Overall Rating



2022-23 PRINCIPAL EVALUATION RESULTS

Student Performance



Principal school visit results not shown due to suppression*

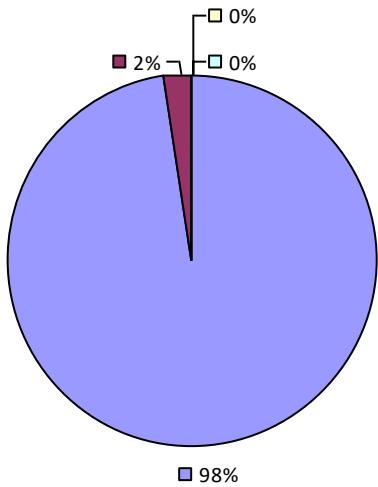
Overall results not shown due to suppression*

* Data is suppressed if 100% of teachers/principals received the same rating or if the total teachers/principals in an LEA is less than five.

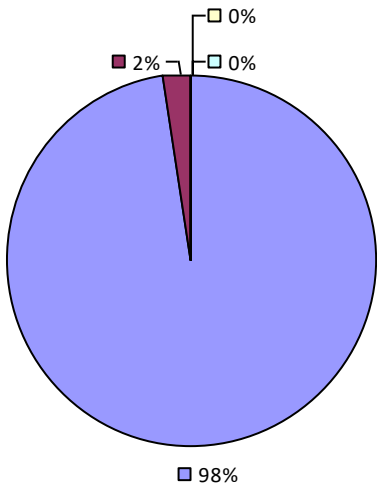
ELMIRA HEIGHTS CSD

2022-23 TEACHER EVALUATION RESULTS

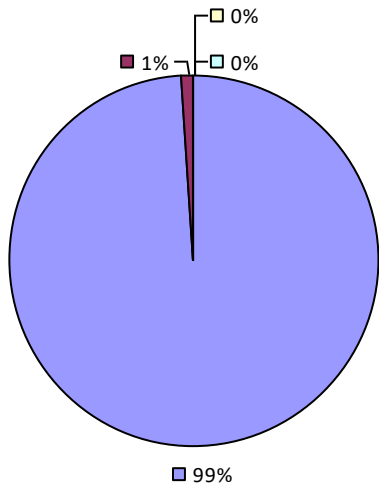
Student Performance



Teacher Observation



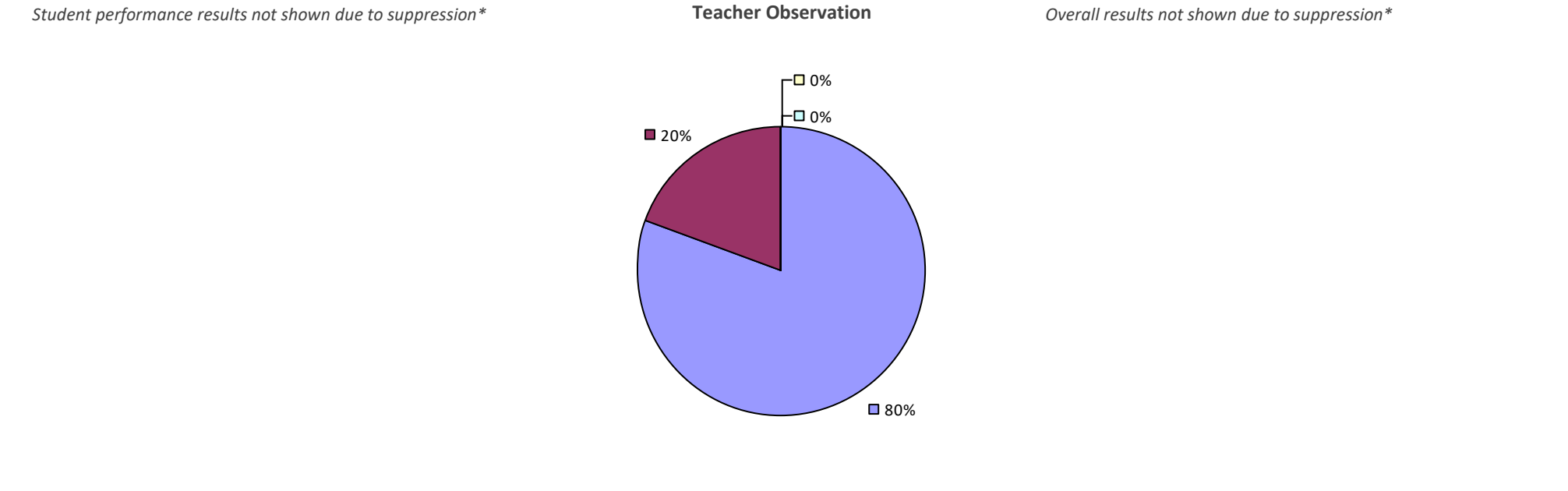
Overall Rating



2022-23 PRINCIPAL EVALUATION RESULTS NOT SHOWN DUE TO SUPPRESSION*

* Data is suppressed if 100% of teachers/principals received the same rating or if the total teachers/principals in an LEA is less than five.

2022-23 TEACHER EVALUATION RESULTS



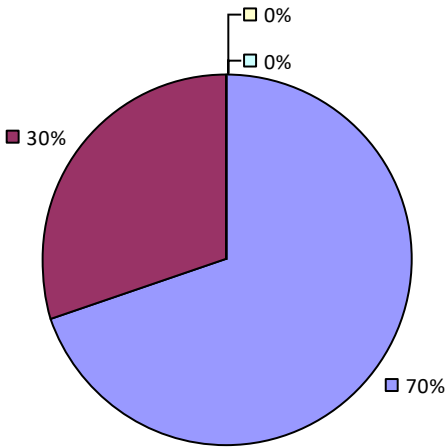
2022-23 PRINCIPAL EVALUATION RESULTS NOT SHOWN DUE TO SUPPRESSION*

* Data is suppressed if 100% of teachers/principals received the same rating or if the total teachers/principals in an LEA is less than five.

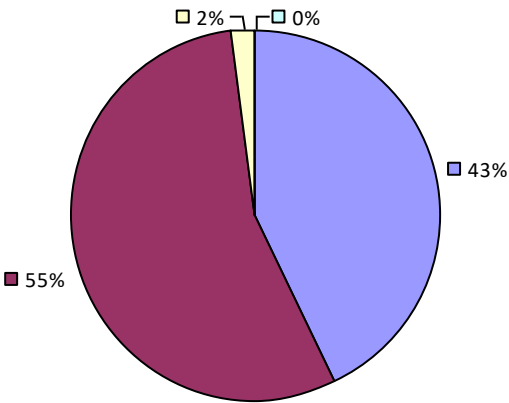
ELMSFORD UFSD

2022-23 TEACHER EVALUATION RESULTS

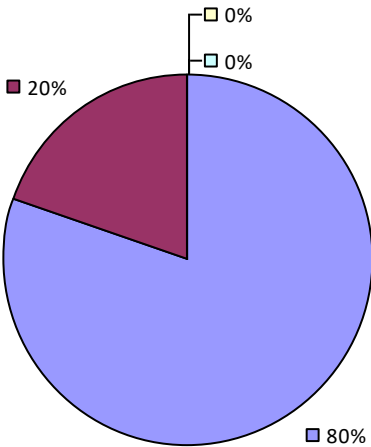
Student Performance



Teacher Observation



Overall Rating



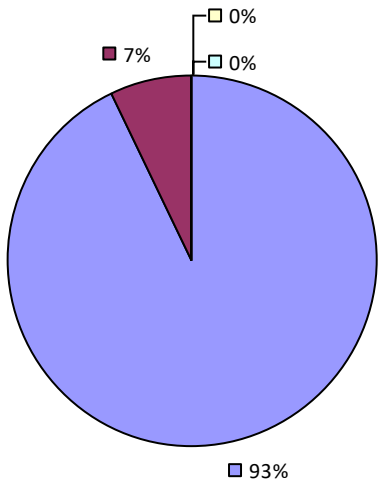
2022-23 PRINCIPAL EVALUATION RESULTS NOT SHOWN DUE TO SUPPRESSION*

* Data is suppressed if 100% of teachers/principals received the same rating or if the total teachers/principals in an LEA is less than five.

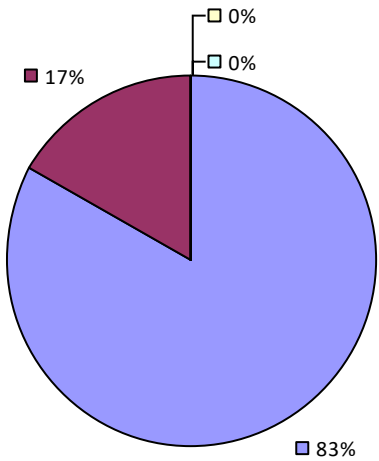
ELWOOD UFSD

2022-23 TEACHER EVALUATION RESULTS

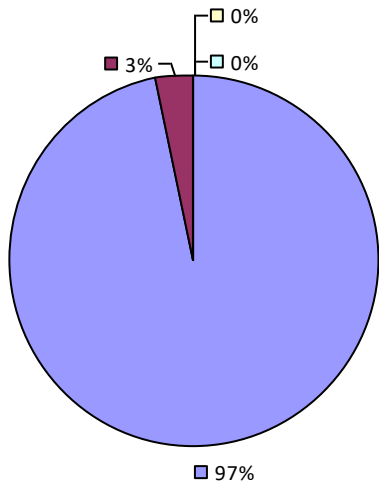
Student Performance



Teacher Observation



Overall Rating



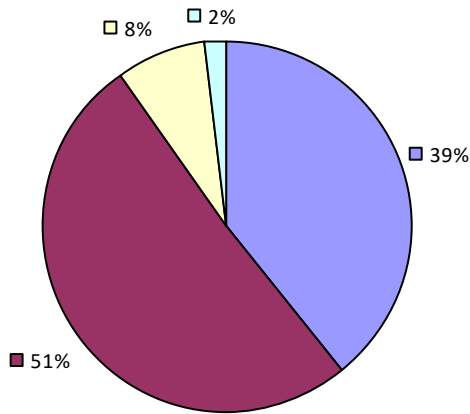
2022-23 PRINCIPAL EVALUATION RESULTS NOT SHOWN DUE TO SUPPRESSION*

* Data is suppressed if 100% of teachers/principals received the same rating or if the total teachers/principals in an LEA is less than five.

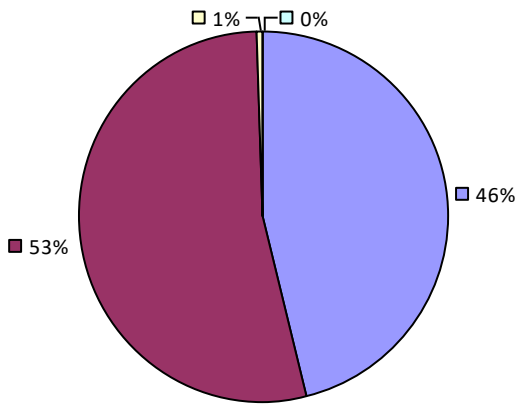
ERIE 1 BOCES

2022-23 TEACHER EVALUATION RESULTS

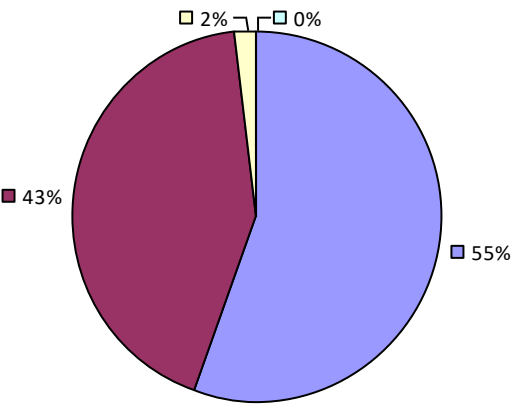
Student Performance



Teacher Observation

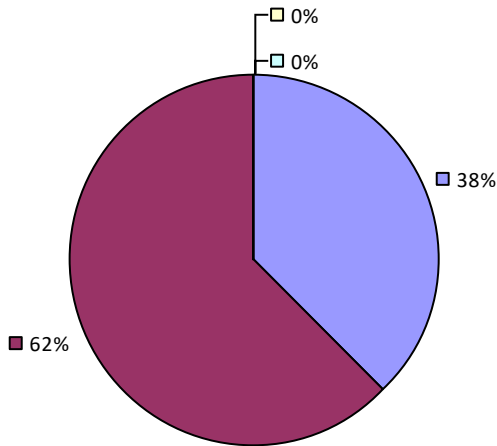


Overall Rating

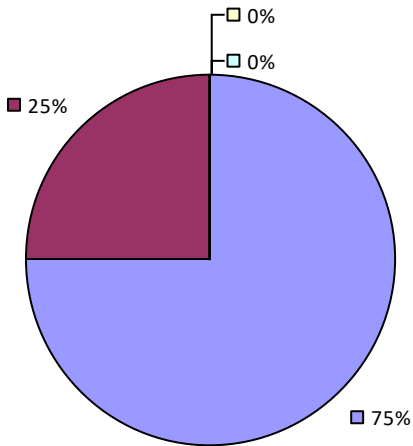


2022-23 PRINCIPAL EVALUATION RESULTS

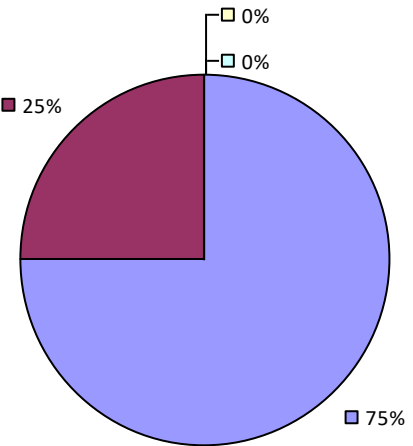
Student Performance



Principal School Visits



Overall Rating

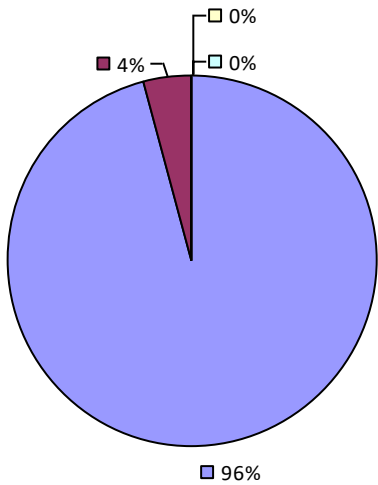


* Data is suppressed if 100% of teachers/principals received the same rating or if the total teachers/principals in an LEA is less than five.

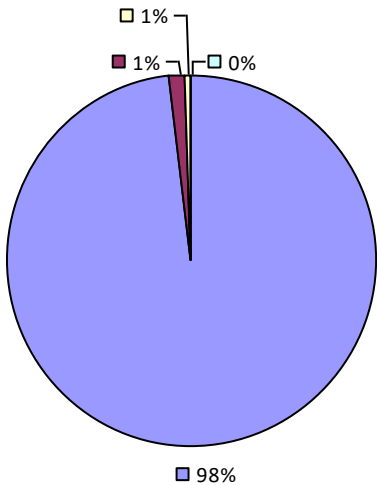
ERIE 2-CHAUTAUQUA-CATTARAUGUS BOCES

2022-23 TEACHER EVALUATION RESULTS

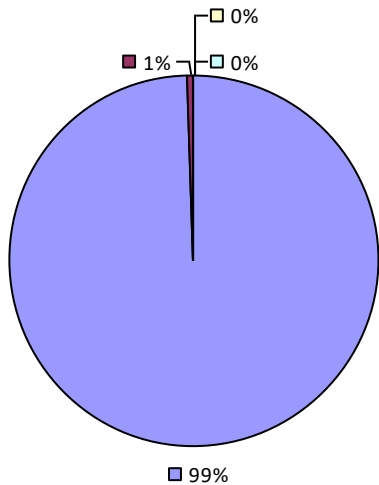
Student Performance



Teacher Observation



Overall Rating



2022-23 PRINCIPAL EVALUATION RESULTS NOT SUBMITTED

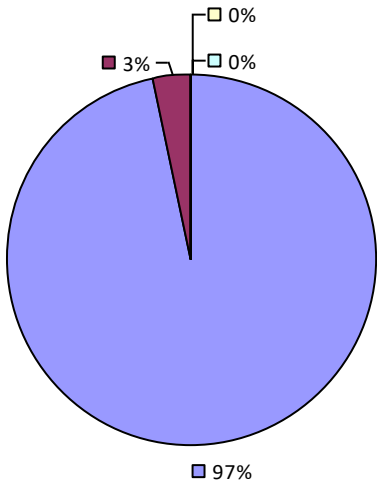
* Data is suppressed if 100% of teachers/principals received the same rating or if the total teachers/principals in an LEA is less than five.

EVANS-BRANT CSD (LAKE SHORE)

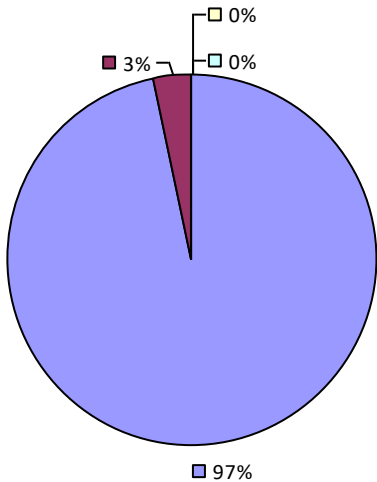
2022-23 TEACHER EVALUATION RESULTS

Student performance results not shown due to suppression*

Teacher Observation



Overall Rating



2022-23 PRINCIPAL EVALUATION RESULTS NOT SHOWN DUE TO SUPPRESSION*

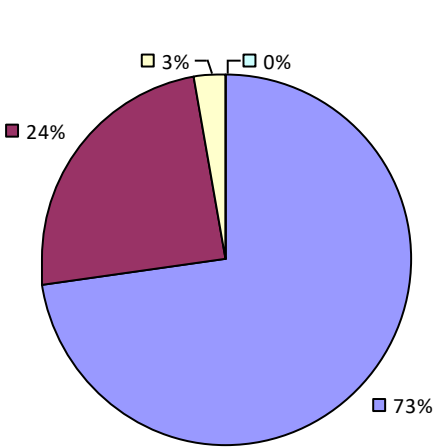
* Data is suppressed if 100% of teachers/principals received the same rating or if the total teachers/principals in an LEA is less than five.

FABIUS-POMPEY CSD

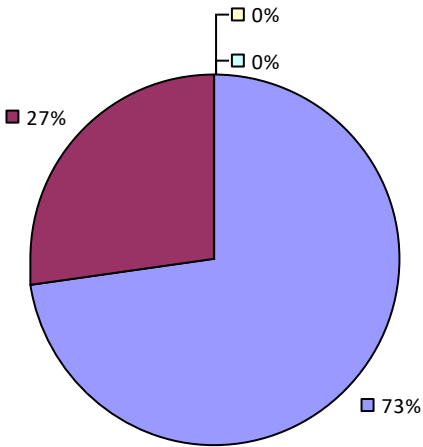
2022-23 TEACHER EVALUATION RESULTS

Student performance results not shown due to suppression*

Teacher Observation



Overall Rating



2022-23 PRINCIPAL EVALUATION RESULTS NOT SHOWN DUE TO SUPPRESSION*

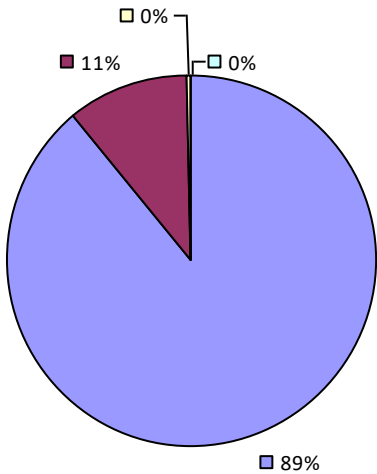
* Data is suppressed if 100% of teachers/principals received the same rating or if the total teachers/principals in an LEA is less than five.

FAIRPORT CSD

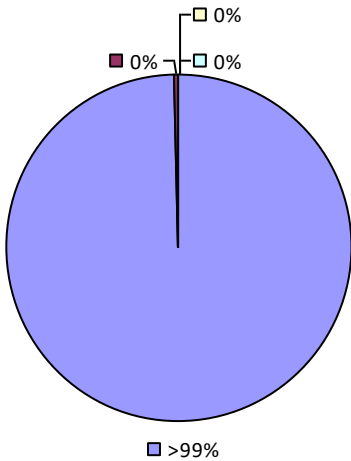
2022-23 TEACHER EVALUATION RESULTS

Student performance results not shown due to suppression*

Teacher Observation



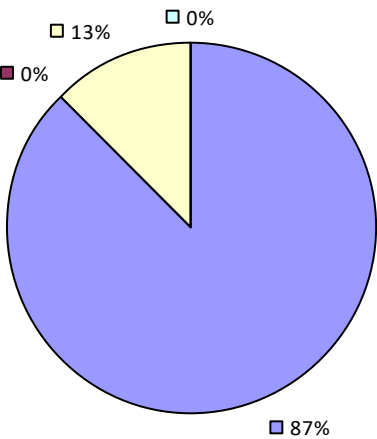
Overall Rating



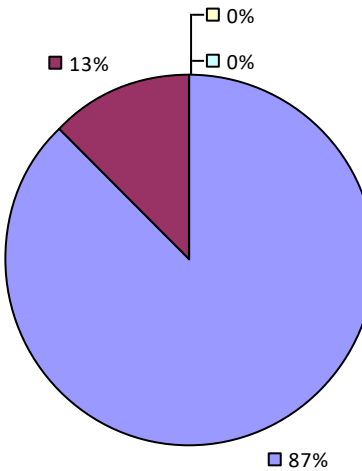
2022-23 PRINCIPAL EVALUATION RESULTS

Student performance results not shown due to suppression*

Principal School Visits



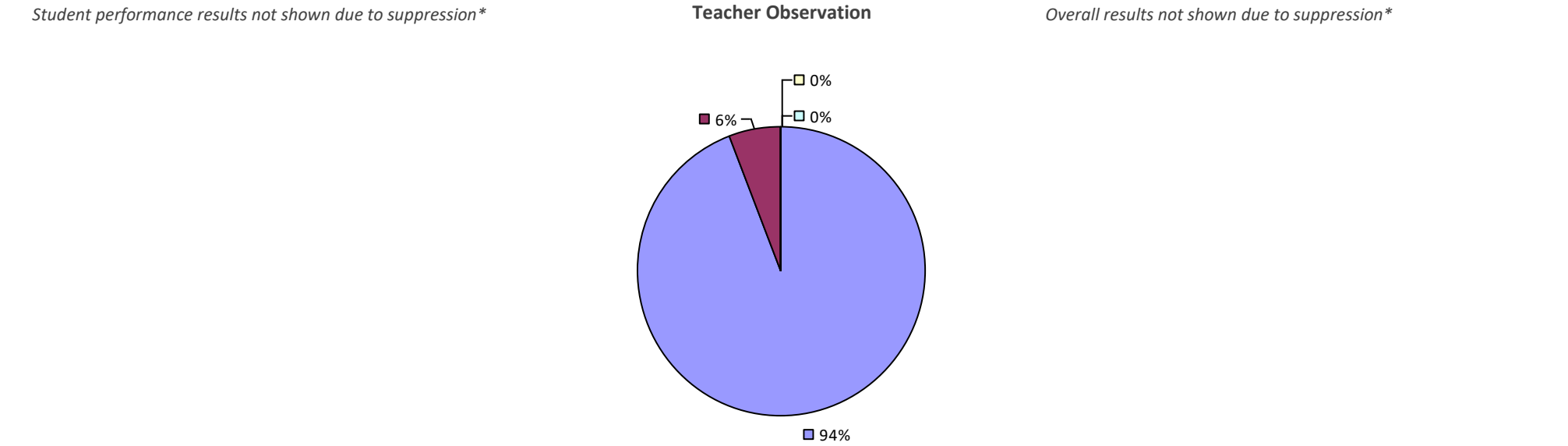
Overall Rating



* Data is suppressed if 100% of teachers/principals received the same rating or if the total teachers/principals in an LEA is less than five.

FALCONER CSD

2022-23 TEACHER EVALUATION RESULTS



2022-23 PRINCIPAL EVALUATION RESULTS NOT SHOWN DUE TO SUPPRESSION*

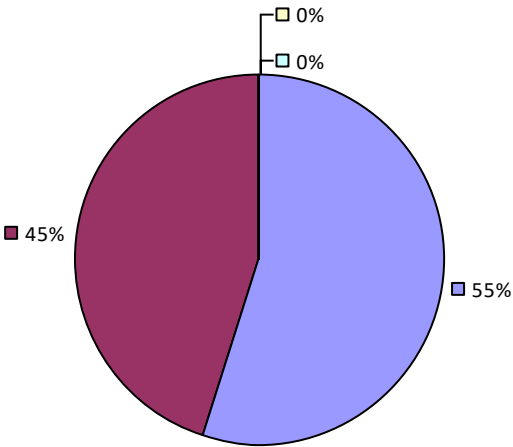
* Data is suppressed if 100% of teachers/principals received the same rating or if the total teachers/principals in an LEA is less than five.

FALLSBURG CSD

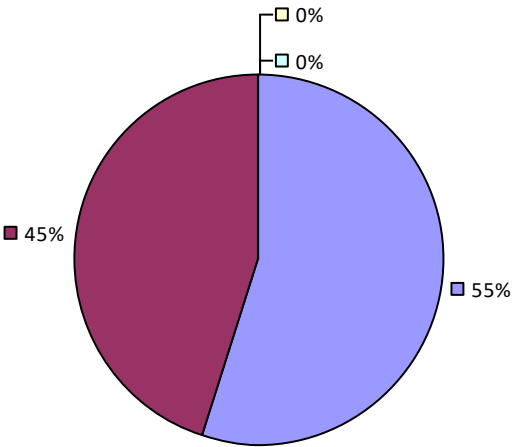
2022-23 TEACHER EVALUATION RESULTS

Student performance results not shown due to suppression*

Teacher Observation



Overall Rating



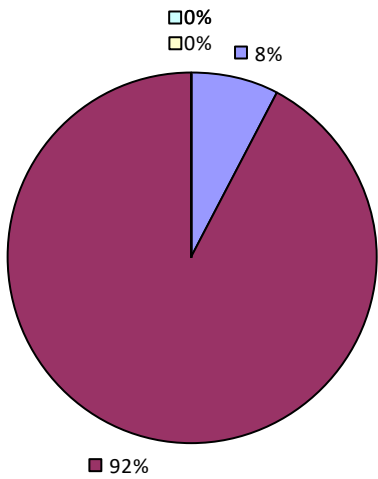
2022-23 PRINCIPAL EVALUATION RESULTS NOT SHOWN DUE TO SUPPRESSION*

* Data is suppressed if 100% of teachers/principals received the same rating or if the total teachers/principals in an LEA is less than five.

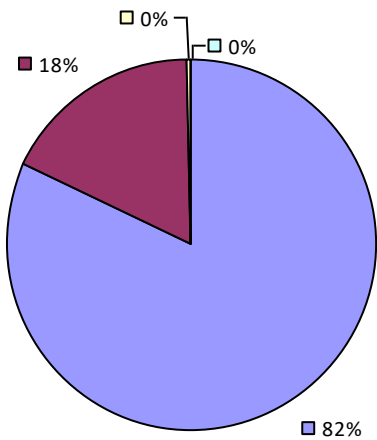
FARMINGDALE UFSD

2022-23 TEACHER EVALUATION RESULTS

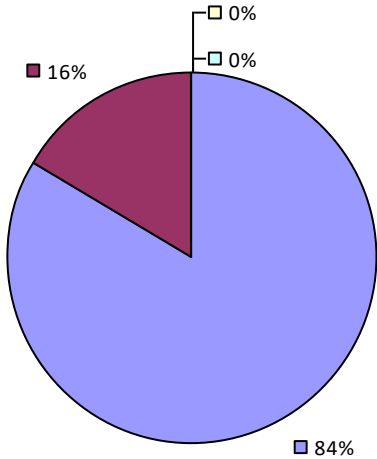
Student Performance



Teacher Observation

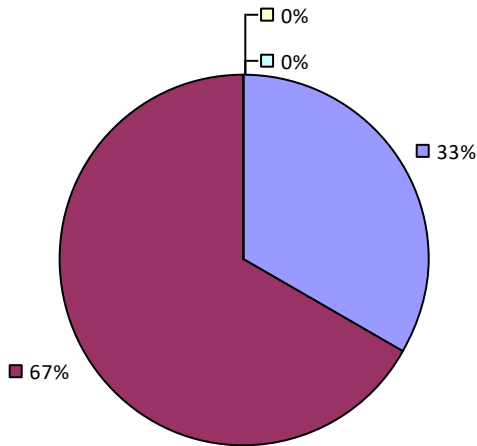


Overall Rating



2022-23 PRINCIPAL EVALUATION RESULTS

Student Performance



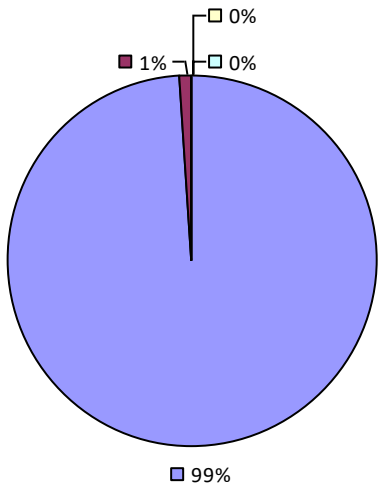
Principal school visit results not shown due to suppression*

Overall results not shown due to suppression*

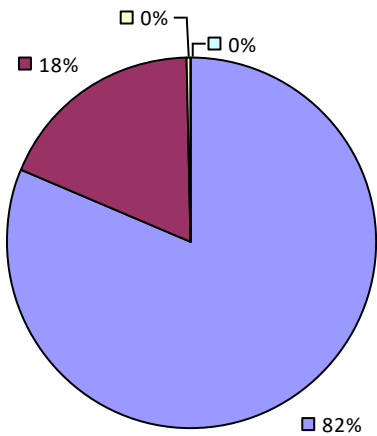
* Data is suppressed if 100% of teachers/principals received the same rating or if the total teachers/principals in an LEA is less than five.

FAYETTEVILLE-MANLIUS CSD
2022-23 TEACHER EVALUATION RESULTS

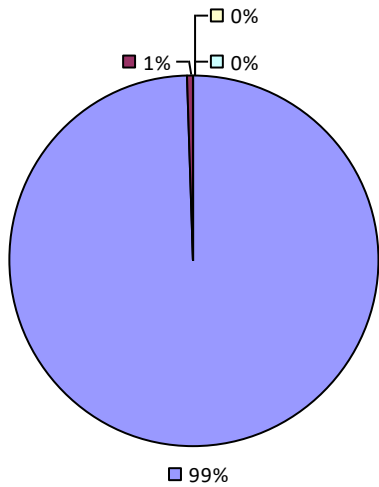
Student Performance



Teacher Observation

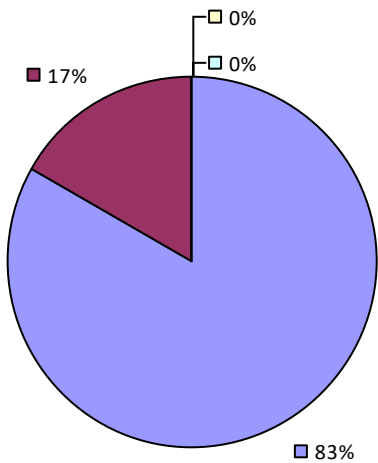


Overall Rating



2022-23 PRINCIPAL EVALUATION RESULTS

Student Performance



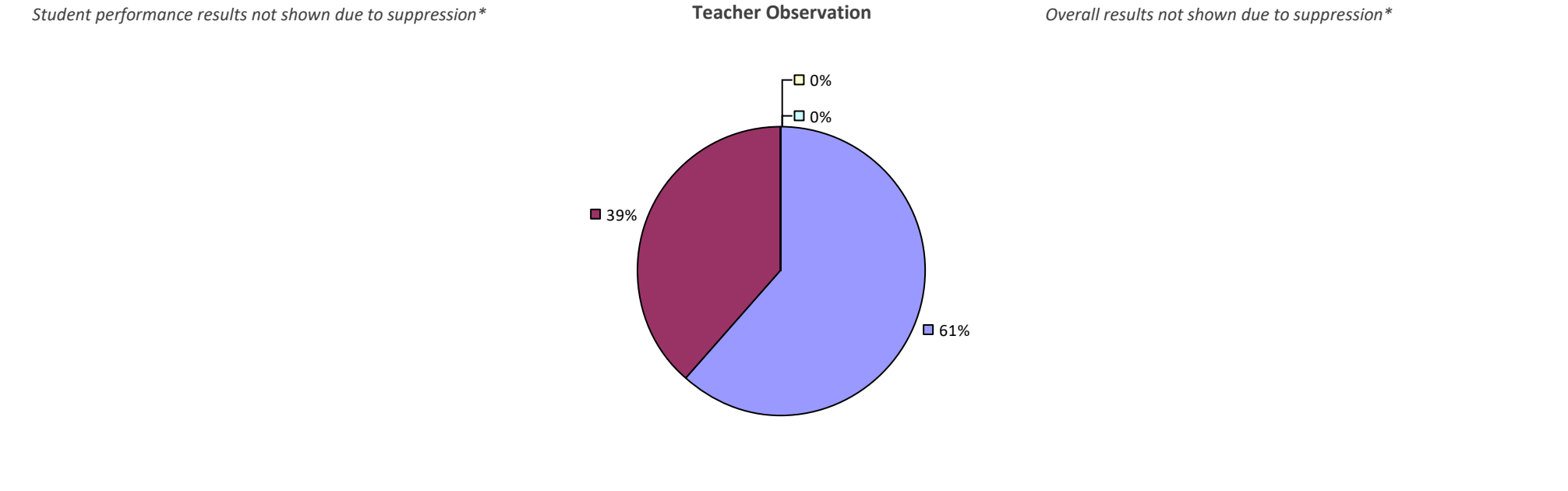
Principal school visit results not shown due to suppression*

Overall results not shown due to suppression*

* Data is suppressed if 100% of teachers/principals received the same rating or if the total teachers/principals in an LEA is less than five.

FILLMORE CSD

2022-23 TEACHER EVALUATION RESULTS



2022-23 PRINCIPAL EVALUATION RESULTS NOT SHOWN DUE TO SUPPRESSION*

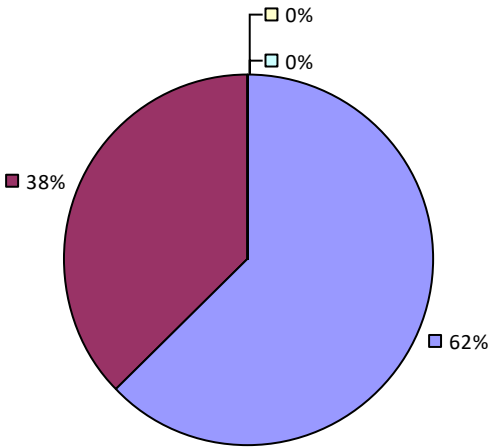
* Data is suppressed if 100% of teachers/principals received the same rating or if the total teachers/principals in an LEA is less than five.

FIRE ISLAND UFSD

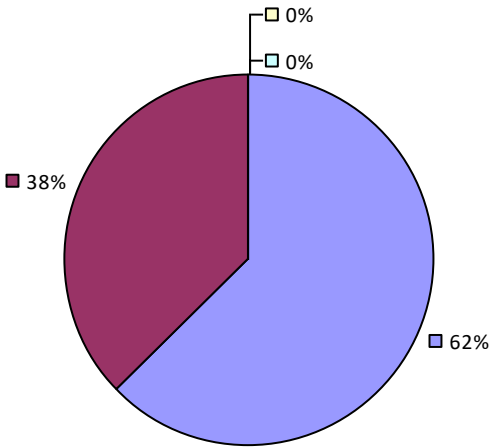
2022-23 TEACHER EVALUATION RESULTS

Student performance results not shown due to suppression*

Teacher Observation



Overall Rating



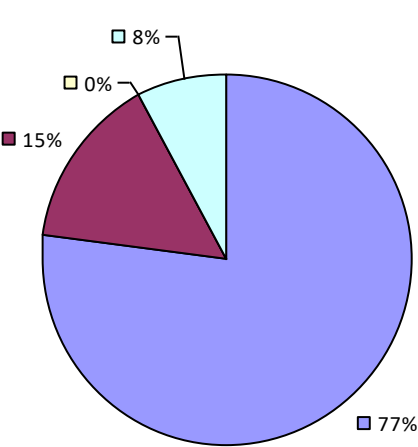
2022-23 PRINCIPAL EVALUATION RESULTS NOT SHOWN DUE TO SUPPRESSION*

* Data is suppressed if 100% of teachers/principals received the same rating or if the total teachers/principals in an LEA is less than five.

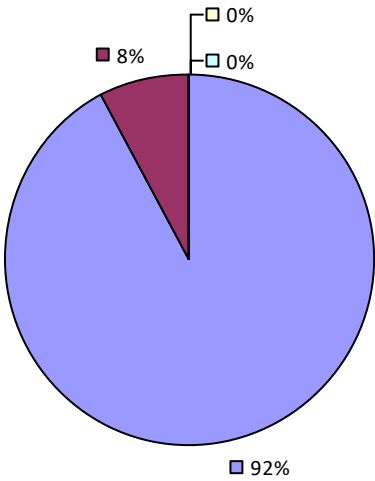
FISHERS ISLAND UFSD

2022-23 TEACHER EVALUATION RESULTS

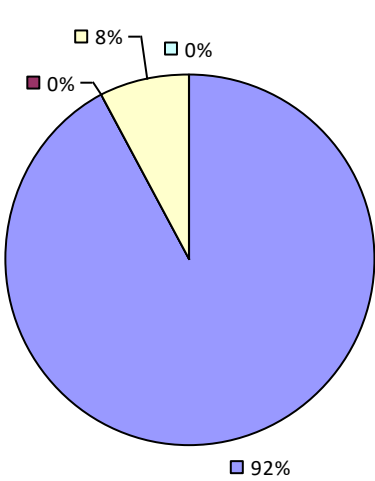
Student Performance



Teacher Observation



Overall Rating



2022-23 PRINCIPAL EVALUATION RESULTS NOT SHOWN DUE TO SUPPRESSION*

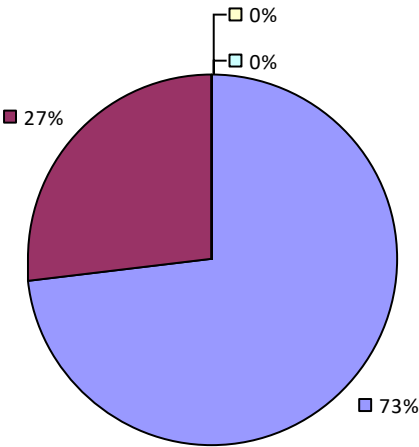
* Data is suppressed if 100% of teachers/principals received the same rating or if the total teachers/principals in an LEA is less than five.

FLORAL PARK-BELLEROSE UFSD

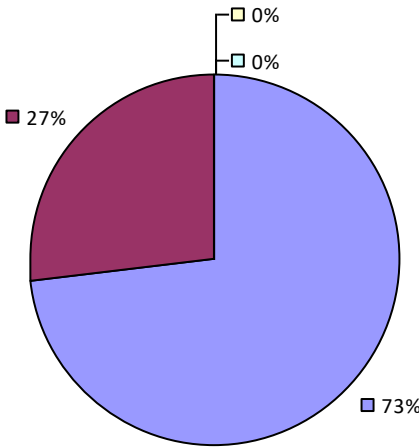
2022-23 TEACHER EVALUATION RESULTS

Student performance results not shown due to suppression*

Teacher Observation



Overall Rating



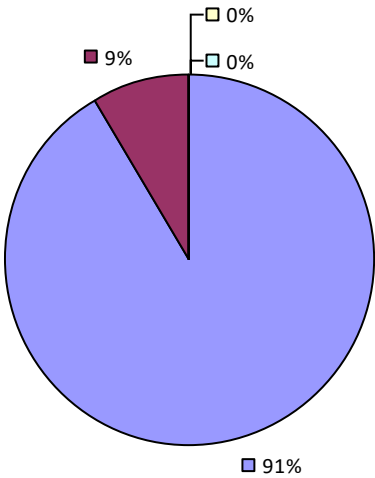
2022-23 PRINCIPAL EVALUATION RESULTS NOT SHOWN DUE TO SUPPRESSION*

* Data is suppressed if 100% of teachers/principals received the same rating or if the total teachers/principals in an LEA is less than five.

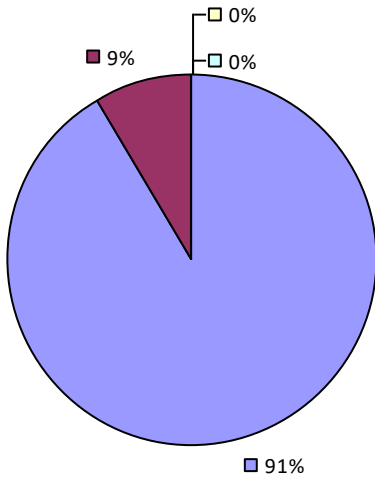
2022-23 TEACHER EVALUATION RESULTS

Student performance results not shown due to suppression*

Teacher Observation



Overall Rating



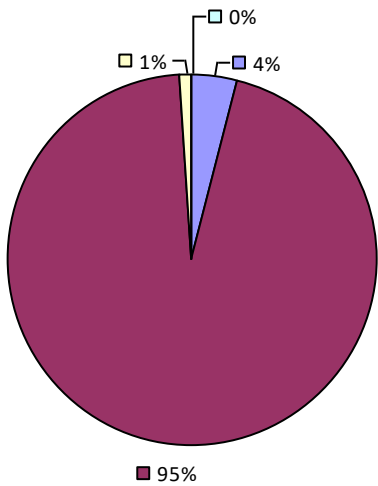
2022-23 PRINCIPAL EVALUATION RESULTS NOT SHOWN DUE TO SUPPRESSION*

* Data is suppressed if 100% of teachers/principals received the same rating or if the total teachers/principals in an LEA is less than five.

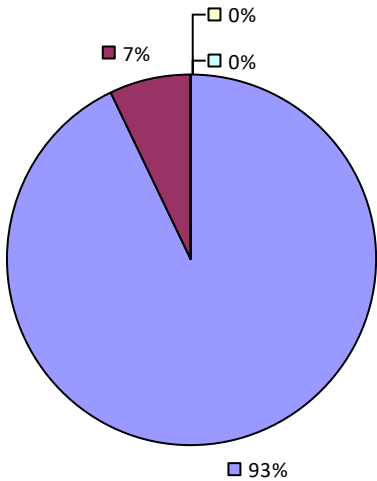
FONDA-FULTONVILLE CSD

2022-23 TEACHER EVALUATION RESULTS

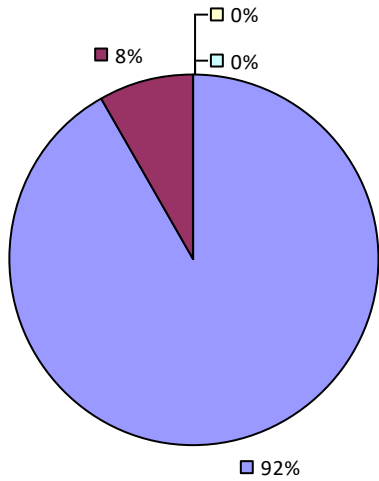
Student Performance



Teacher Observation



Overall Rating



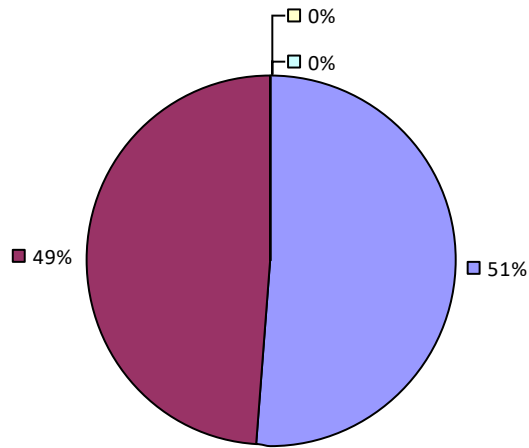
2022-23 PRINCIPAL EVALUATION RESULTS NOT SHOWN DUE TO SUPPRESSION*

* Data is suppressed if 100% of teachers/principals received the same rating or if the total teachers/principals in an LEA is less than five.

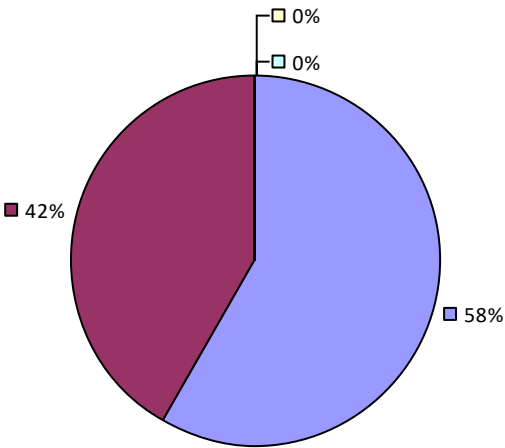
FORESTVILLE CSD

2022-23 TEACHER EVALUATION RESULTS

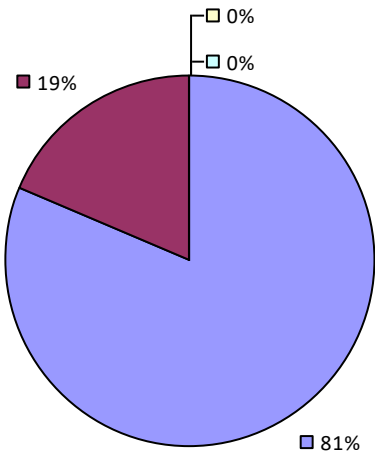
Student Performance



Teacher Observation



Overall Rating



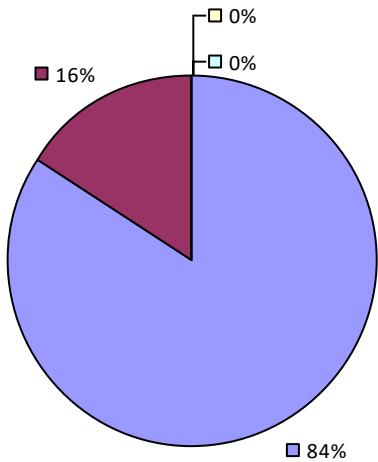
2022-23 PRINCIPAL EVALUATION RESULTS NOT SHOWN DUE TO SUPPRESSION*

* Data is suppressed if 100% of teachers/principals received the same rating or if the total teachers/principals in an LEA is less than five.

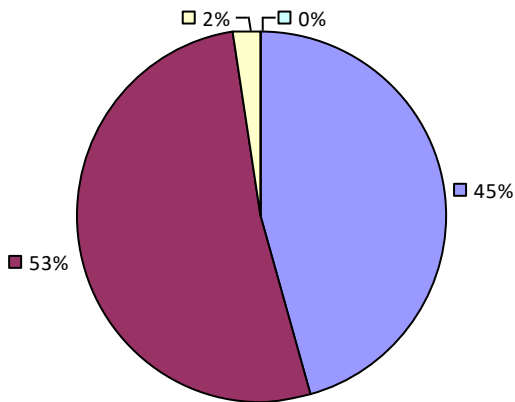
FORT ANN CSD

2022-23 TEACHER EVALUATION RESULTS

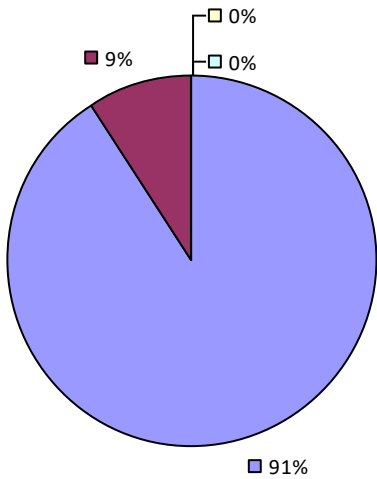
Student Performance



Teacher Observation



Overall Rating



2022-23 PRINCIPAL EVALUATION RESULTS NOT SHOWN DUE TO SUPPRESSION*

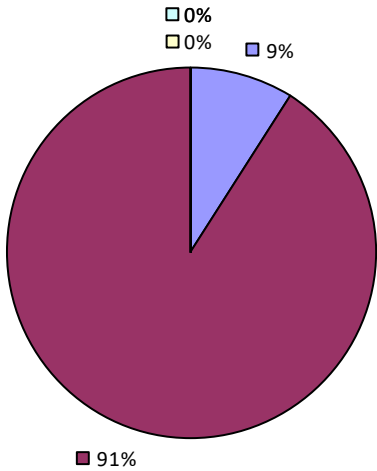
* Data is suppressed if 100% of teachers/principals received the same rating or if the total teachers/principals in an LEA is less than five.

FORT EDWARD UFSD

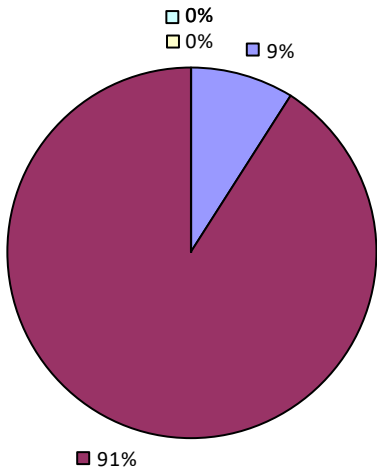
2022-23 TEACHER EVALUATION RESULTS

Student performance results not shown due to suppression*

Teacher Observation



Overall Rating



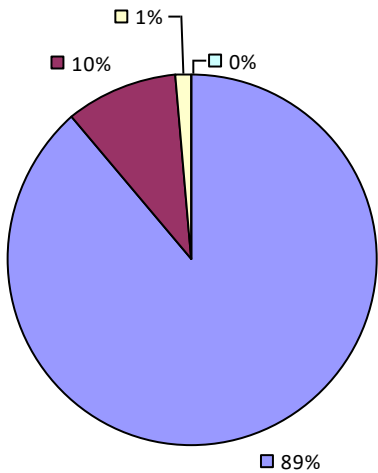
2022-23 PRINCIPAL EVALUATION RESULTS NOT SHOWN DUE TO SUPPRESSION*

* Data is suppressed if 100% of teachers/principals received the same rating or if the total teachers/principals in an LEA is less than five.

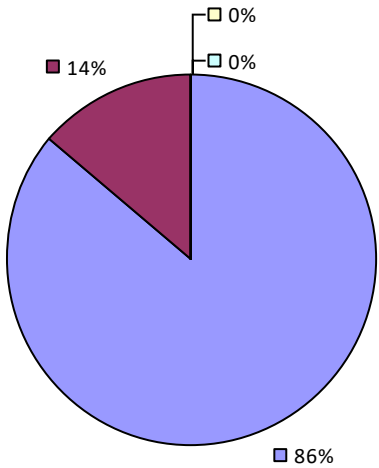
FORT PLAIN CSD

2022-23 TEACHER EVALUATION RESULTS

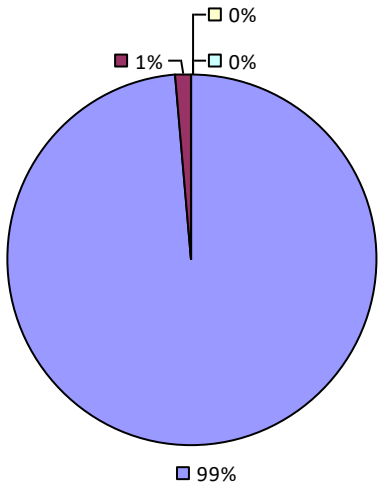
Student Performance



Teacher Observation



Overall Rating

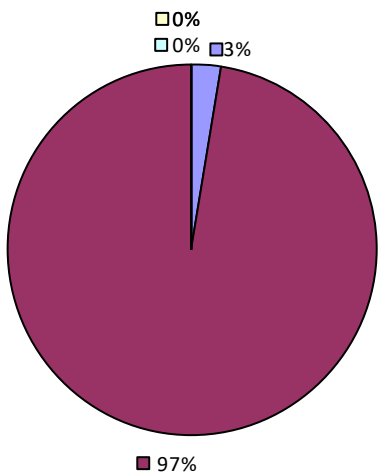


2022-23 PRINCIPAL EVALUATION RESULTS NOT SHOWN DUE TO SUPPRESSION*

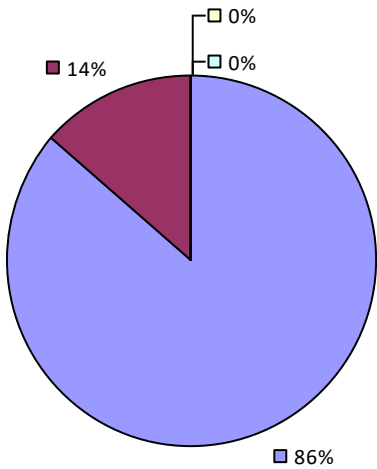
* Data is suppressed if 100% of teachers/principals received the same rating or if the total teachers/principals in an LEA is less than five.

FRANKFORT-SCHUYLER CSD

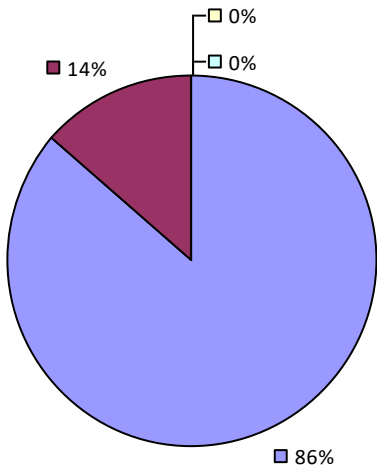
Student Performance



Teacher Observation



Overall Rating

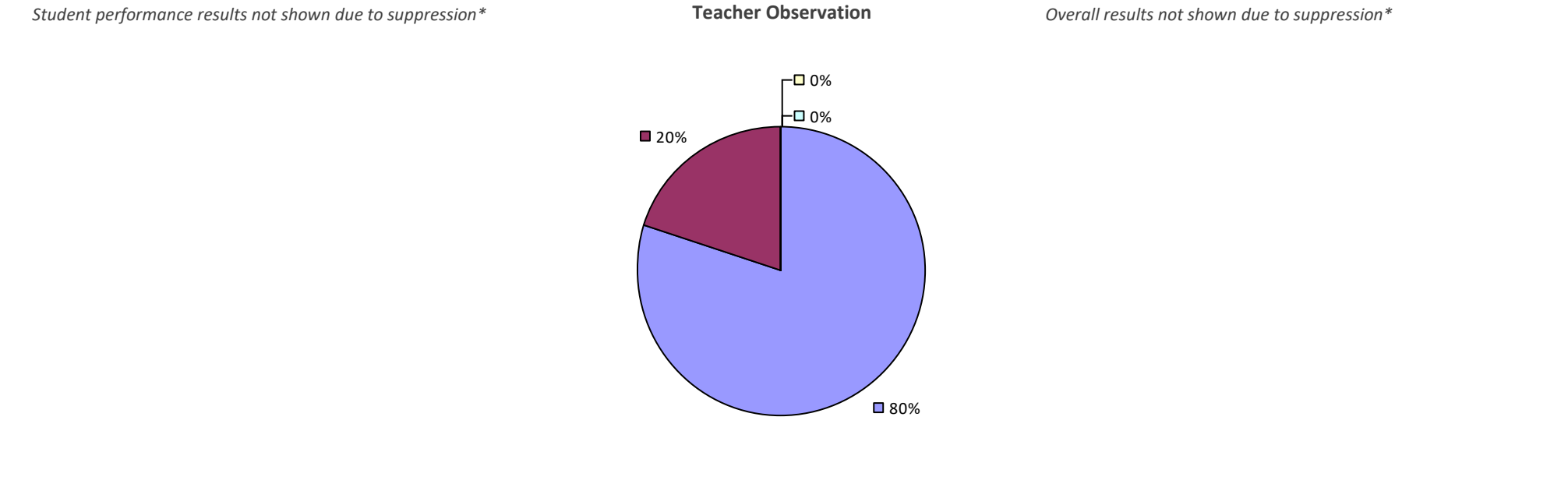


2022-23 PRINCIPAL EVALUATION RESULTS NOT SHOWN DUE TO SUPPRESSION*

* Data is suppressed if 100% of teachers/principals received the same rating or if the total teachers/principals in an LEA is less than five.

FRANKLIN CSD

2022-23 TEACHER EVALUATION RESULTS



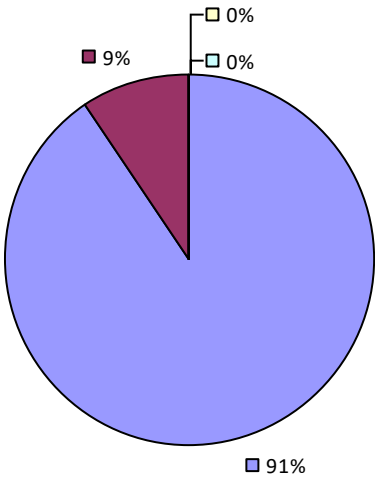
2022-23 PRINCIPAL EVALUATION RESULTS NOT SHOWN DUE TO SUPPRESSION*

FRANKLIN SQUARE UFSD

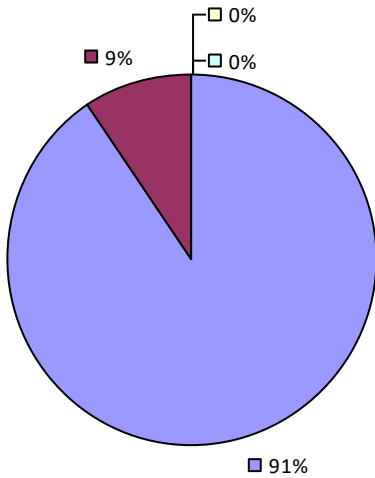
2022-23 TEACHER EVALUATION RESULTS

Student performance results not shown due to suppression*

Teacher Observation



Overall Rating



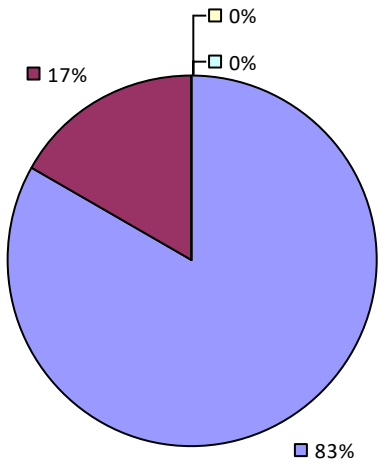
2022-23 PRINCIPAL EVALUATION RESULTS NOT SHOWN DUE TO SUPPRESSION*

* Data is suppressed if 100% of teachers/principals received the same rating or if the total teachers/principals in an LEA is less than five.

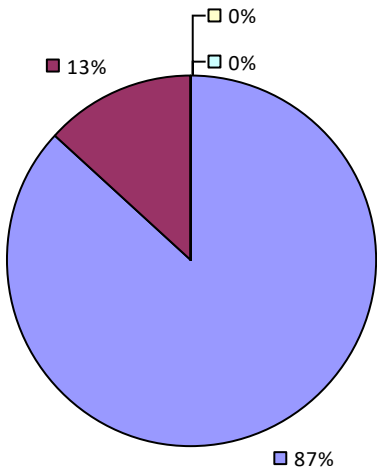
FRANKLIN-ESSEX-HAMILTON BOCES

2022-23 TEACHER EVALUATION RESULTS

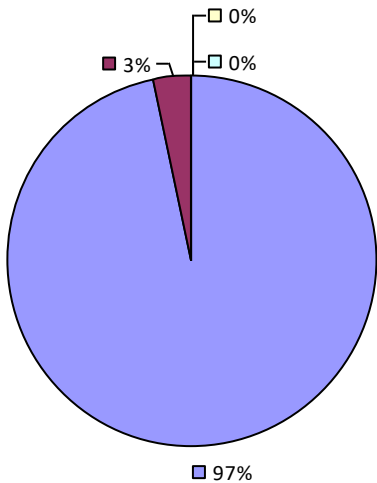
Student Performance



Teacher Observation



Overall Rating

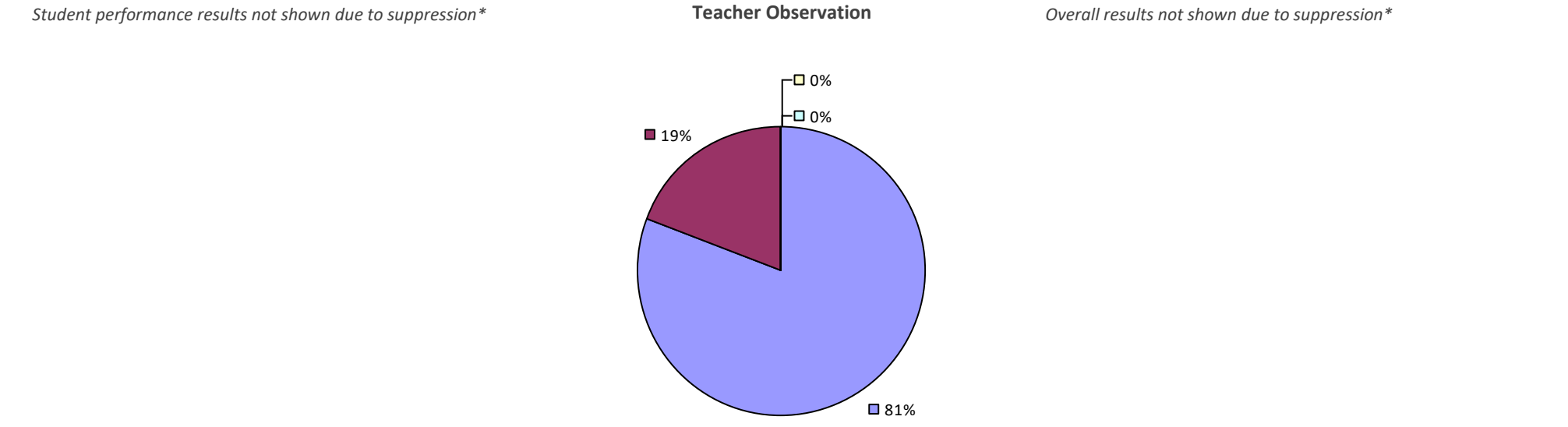


2022-23 PRINCIPAL EVALUATION RESULTS NOT SHOWN DUE TO SUPPRESSION*

* Data is suppressed if 100% of teachers/principals received the same rating or if the total teachers/principals in an LEA is less than five.

FRANKLINVILLE CSD

2022-23 TEACHER EVALUATION RESULTS



2022-23 PRINCIPAL EVALUATION RESULTS NOT SHOWN DUE TO SUPPRESSION*

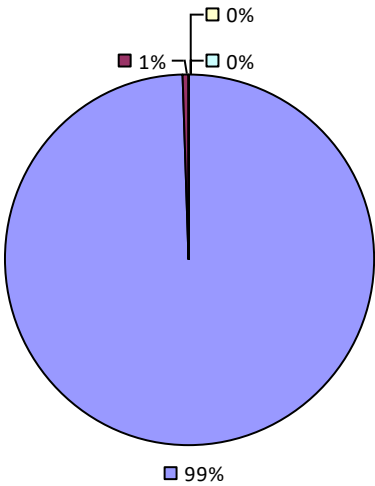
* Data is suppressed if 100% of teachers/principals received the same rating or if the total teachers/principals in an LEA is less than five.

FREDONIA CSD

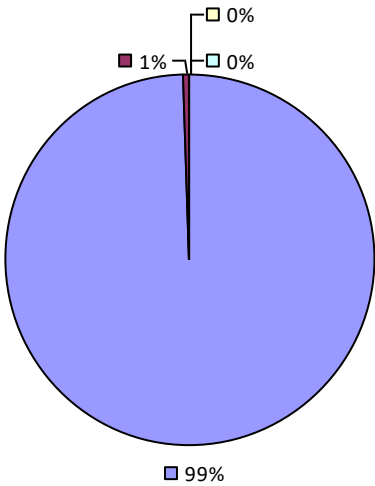
2022-23 TEACHER EVALUATION RESULTS

Student performance results not shown due to suppression*

Teacher Observation



Overall Rating



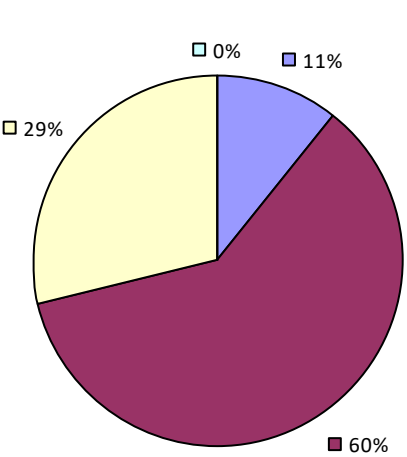
2022-23 PRINCIPAL EVALUATION RESULTS NOT SHOWN DUE TO SUPPRESSION*

* Data is suppressed if 100% of teachers/principals received the same rating or if the total teachers/principals in an LEA is less than five.

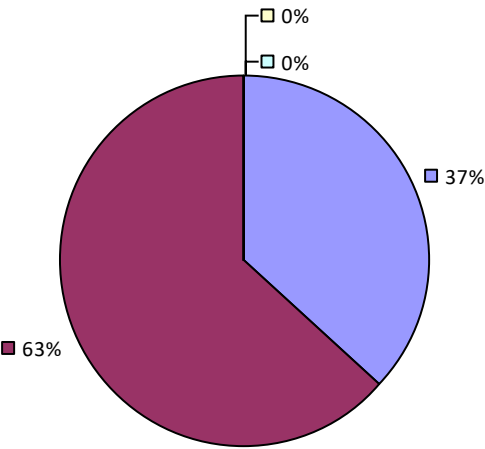
FREEPORT UFSD

2022-23 TEACHER EVALUATION RESULTS

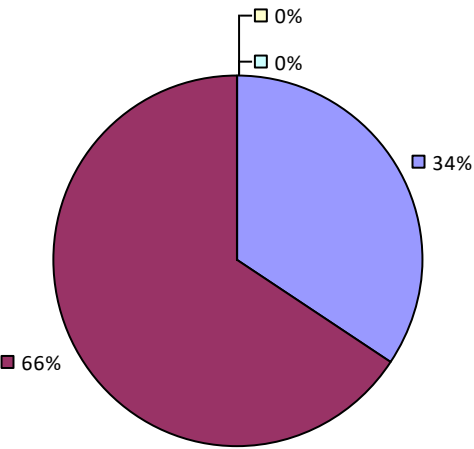
Student Performance



Teacher Observation

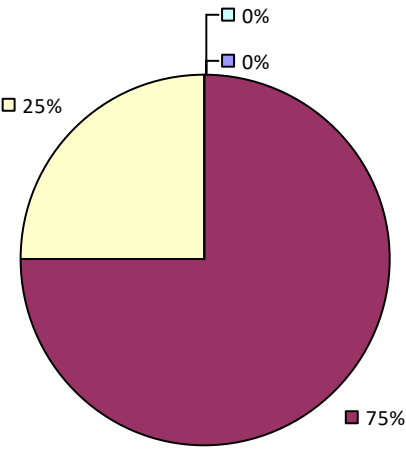


Overall Rating

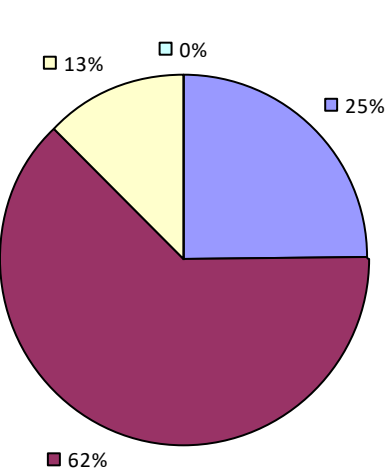


2022-23 PRINCIPAL EVALUATION RESULTS

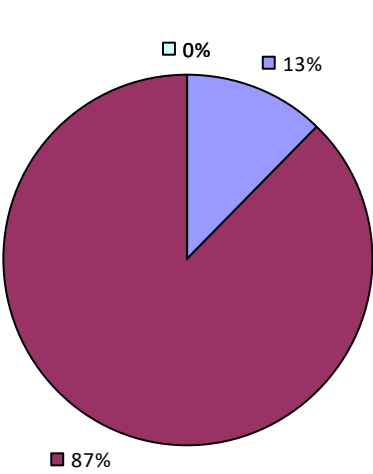
Student Performance



Principal School Visits



Overall Rating

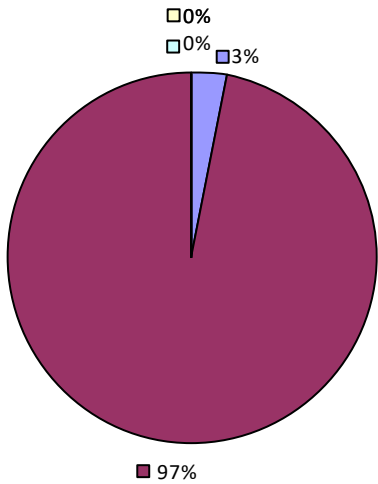


* Data is suppressed if 100% of teachers/principals received the same rating or if the total teachers/principals in an LEA is less than five.

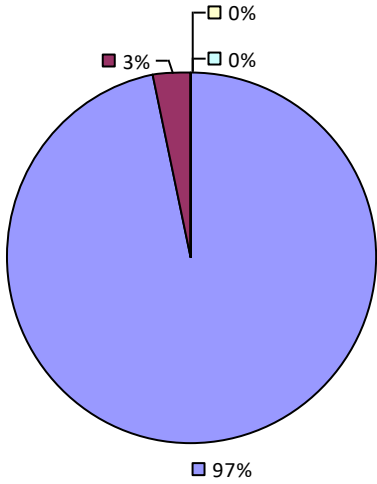
FREWSBURG CSD

2022-23 TEACHER EVALUATION RESULTS

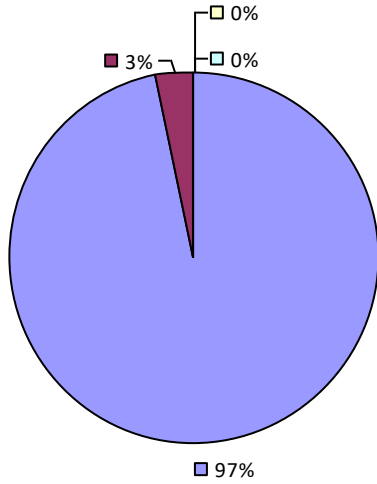
Student Performance



Teacher Observation



Overall Rating



2022-23 PRINCIPAL EVALUATION RESULTS NOT SHOWN DUE TO SUPPRESSION*

* Data is suppressed if 100% of teachers/principals received the same rating or if the total teachers/principals in an LEA is less than five.

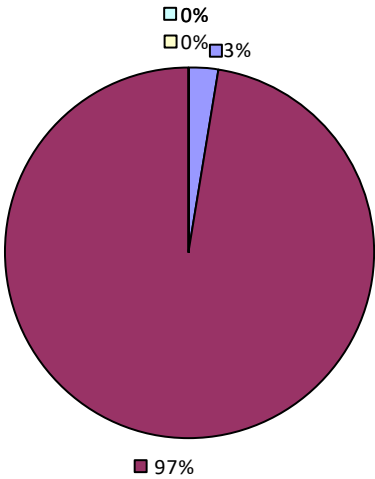
FRIENDSHIP CSD

2022-23 TEACHER EVALUATION RESULTS

Student performance results not shown due to suppression*

Teacher Observation

Overall results not shown due to suppression*



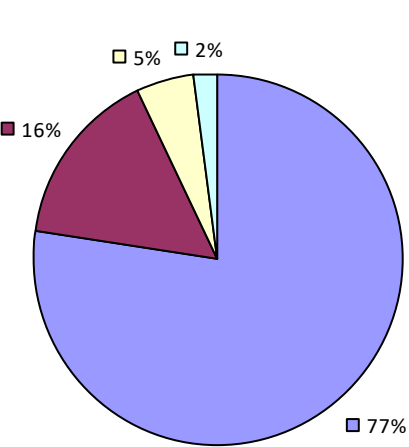
2022-23 PRINCIPAL EVALUATION RESULTS NOT SHOWN DUE TO SUPPRESSION*

* Data is suppressed if 100% of teachers/principals received the same rating or if the total teachers/principals in an LEA is less than five.

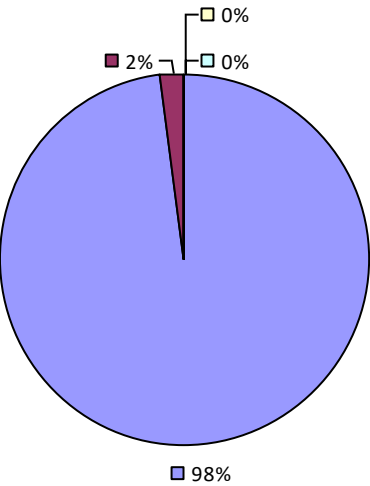
FRONTIER CSD

2022-23 TEACHER EVALUATION RESULTS

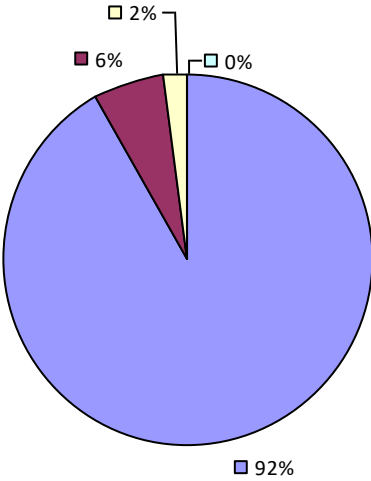
Student Performance



Teacher Observation



Overall Rating



2022-23 PRINCIPAL EVALUATION RESULTS NOT SHOWN DUE TO SUPPRESSION*

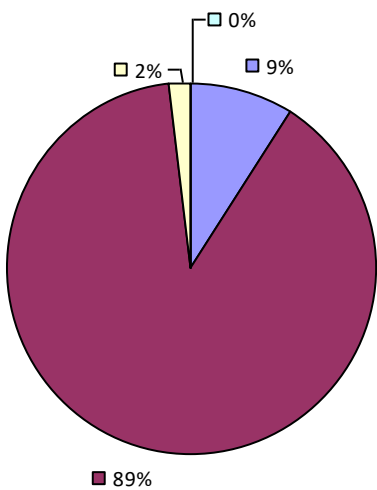
* Data is suppressed if 100% of teachers/principals received the same rating or if the total teachers/principals in an LEA is less than five.

FULTON CITY SD

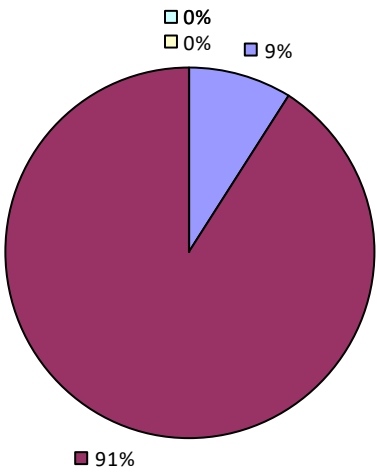
2022-23 TEACHER EVALUATION RESULTS

Student performance results not shown due to suppression*

Teacher Observation



Overall Rating



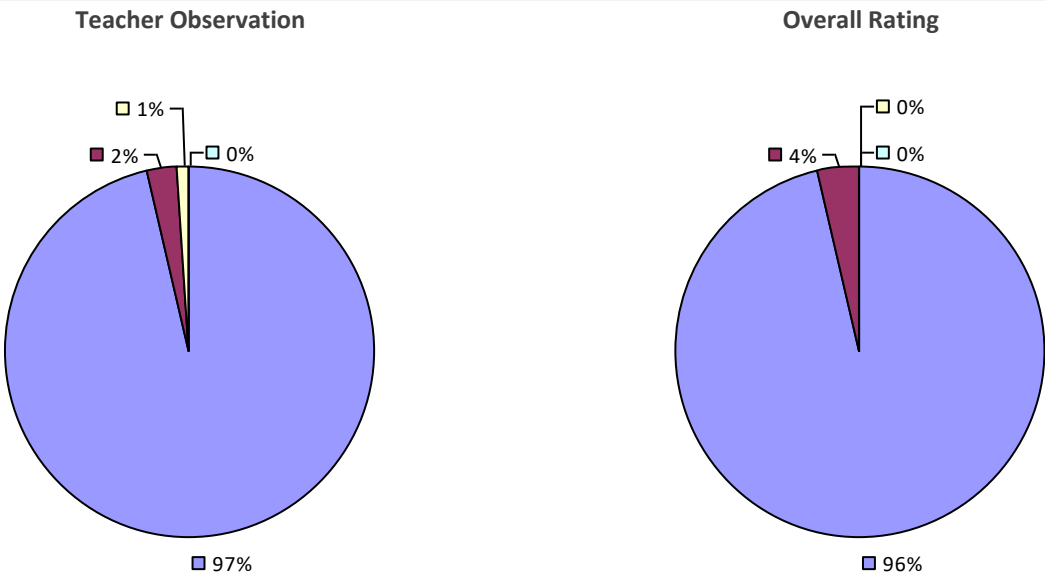
2022-23 PRINCIPAL EVALUATION RESULTS NOT SHOWN DUE TO SUPPRESSION*

* Data is suppressed if 100% of teachers/principals received the same rating or if the total teachers/principals in an LEA is less than five.

GALWAY CSD

2022-23 TEACHER EVALUATION RESULTS

Student performance results not shown due to suppression*

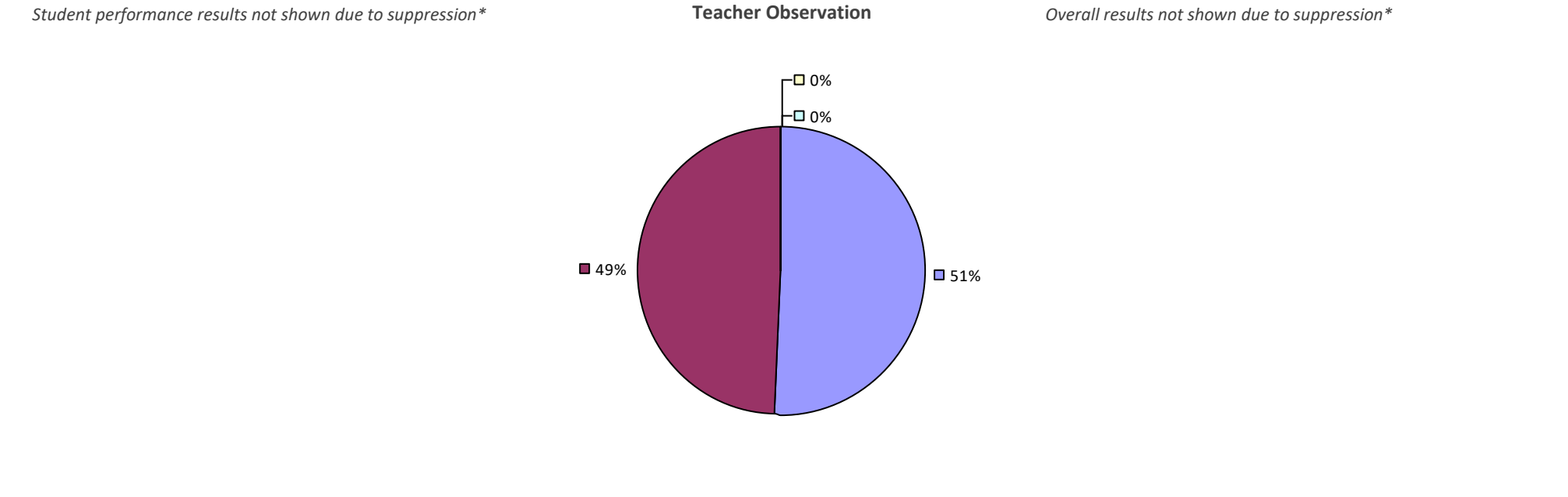


2022-23 PRINCIPAL EVALUATION RESULTS NOT SHOWN DUE TO SUPPRESSION*

* Data is suppressed if 100% of teachers/principals received the same rating or if the total teachers/principals in an LEA is less than five.

GANANDA CSD

2022-23 TEACHER EVALUATION RESULTS



2022-23 PRINCIPAL EVALUATION RESULTS NOT SHOWN DUE TO SUPPRESSION*

* Data is suppressed if 100% of teachers/principals received the same rating or if the total teachers/principals in an LEA is less than five.

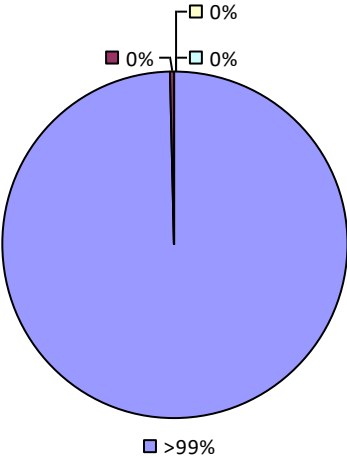
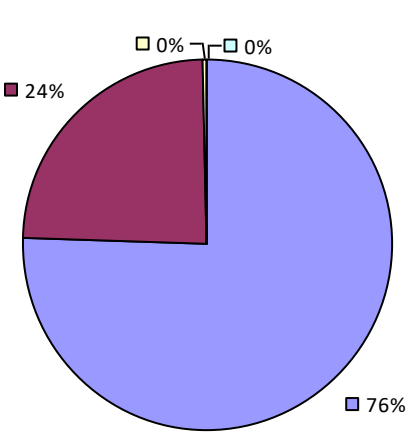
GARDEN CITY UFSD

2022-23 TEACHER EVALUATION RESULTS

Student performance results not shown due to suppression*

Teacher Observation

Overall Rating



2022-23 PRINCIPAL EVALUATION RESULTS NOT SHOWN DUE TO SUPPRESSION*

* Data is suppressed if 100% of teachers/principals received the same rating or if the total teachers/principals in an LEA is less than five.

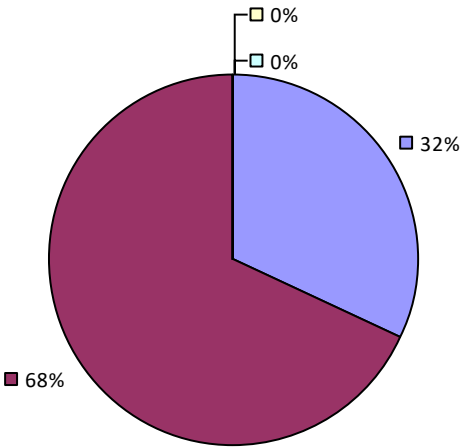
GARRISON UFSD

2022-23 TEACHER EVALUATION RESULTS

Student performance results not shown due to suppression*

Teacher Observation

Overall results not shown due to suppression*



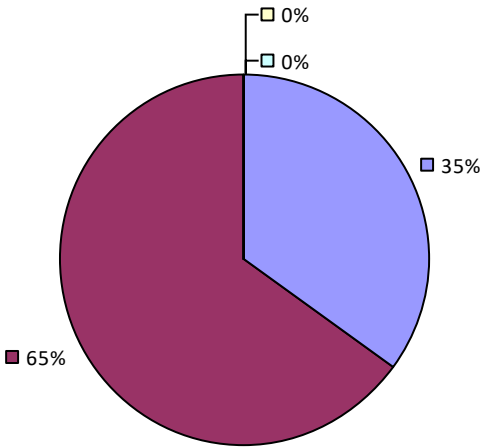
2022-23 PRINCIPAL EVALUATION RESULTS NOT SHOWN DUE TO SUPPRESSION*

* Data is suppressed if 100% of teachers/principals received the same rating or if the total teachers/principals in an LEA is less than five.

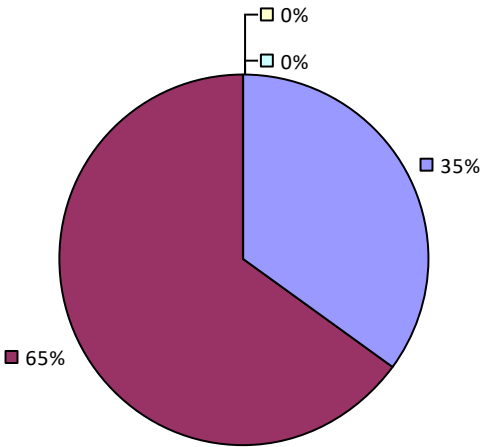
GATES CHILI CSD

Student performance results not shown due to suppression*

Teacher Observation

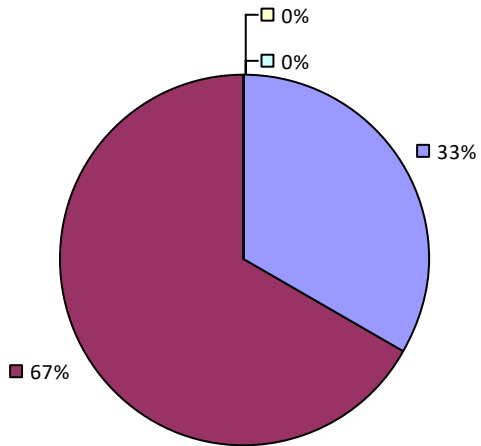


Overall Rating

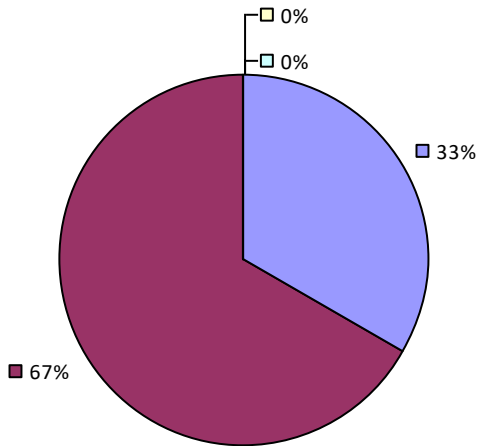


Student performance results not shown due to suppression*

Principal School Visits



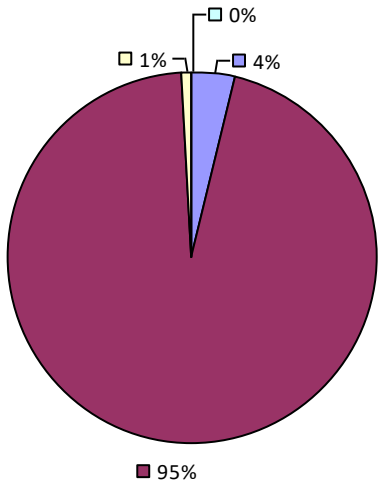
Overall Rating



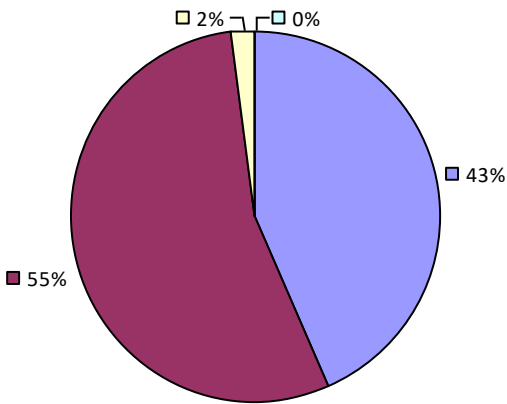
* Data is suppressed if 100% of teachers/principals received the same rating or if the total teachers/principals in an LEA is less than five.

GENERAL BROWN CSD
2022-23 TEACHER EVALUATION RESULTS

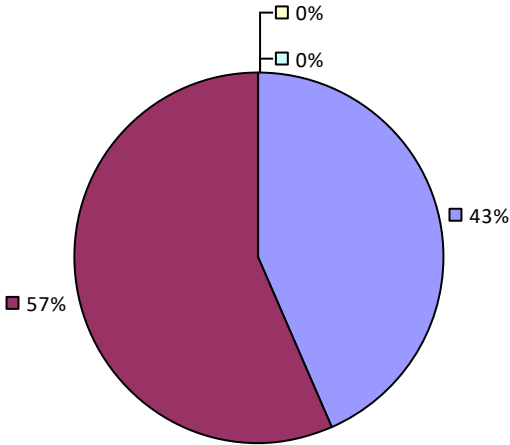
Student Performance



Teacher Observation



Overall Rating



2022-23 PRINCIPAL EVALUATION RESULTS NOT SHOWN DUE TO SUPPRESSION*

* Data is suppressed if 100% of teachers/principals received the same rating or if the total teachers/principals in an LEA is less than five.

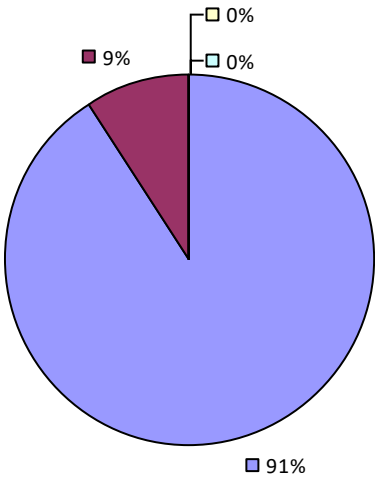
GENESEE VALLEY BOCES

2022-23 TEACHER EVALUATION RESULTS

Student performance results not shown due to suppression*

Teacher Observation

Overall results not shown due to suppression*



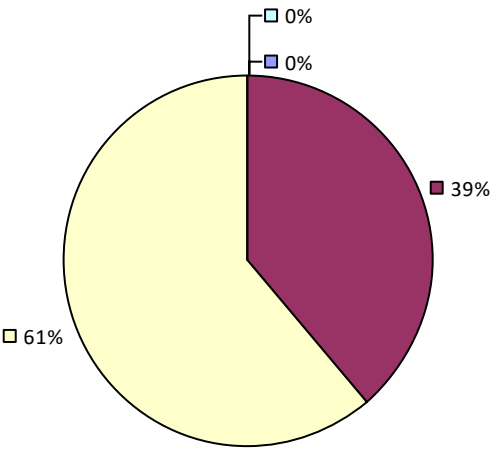
2022-23 PRINCIPAL EVALUATION RESULTS NOT SHOWN DUE TO SUPPRESSION*

* Data is suppressed if 100% of teachers/principals received the same rating or if the total teachers/principals in an LEA is less than five.

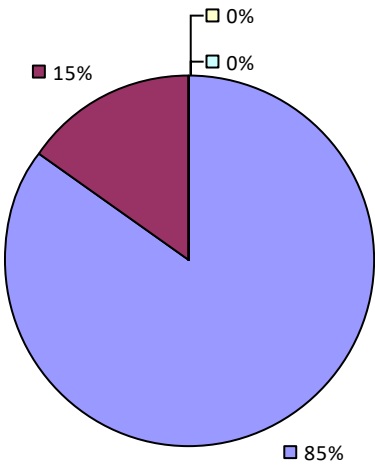
GENESEE VALLEY CSD

2022-23 TEACHER EVALUATION RESULTS

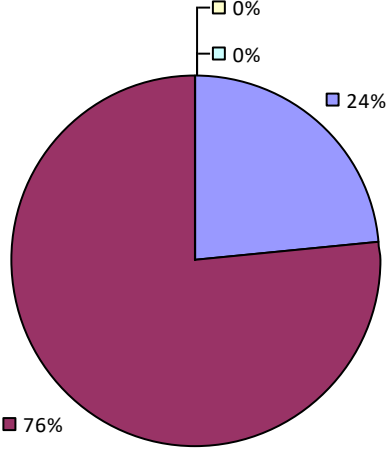
Student Performance



Teacher Observation



Overall Rating



2022-23 PRINCIPAL EVALUATION RESULTS NOT SHOWN DUE TO SUPPRESSION*

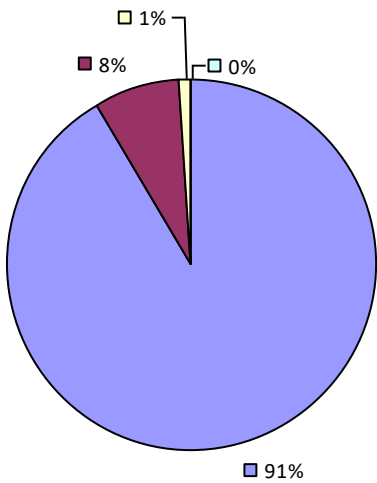
* Data is suppressed if 100% of teachers/principals received the same rating or if the total teachers/principals in an LEA is less than five.

GENESEO CSD

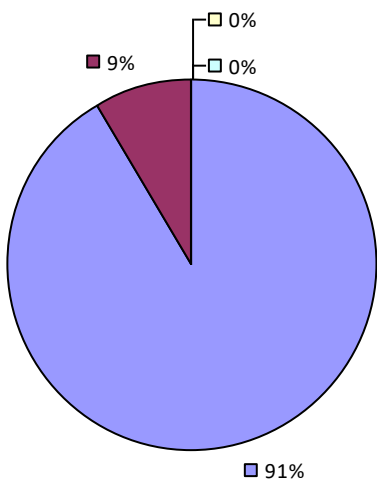
2022-23 TEACHER EVALUATION RESULTS

Student performance results not shown due to suppression*

Teacher Observation



Overall Rating



2022-23 PRINCIPAL EVALUATION RESULTS NOT SHOWN DUE TO SUPPRESSION*

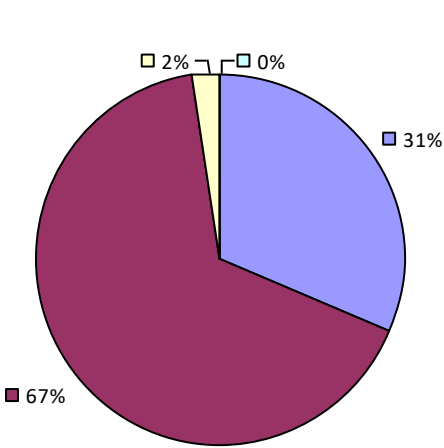
* Data is suppressed if 100% of teachers/principals received the same rating or if the total teachers/principals in an LEA is less than five.

GENEVA CITY SD

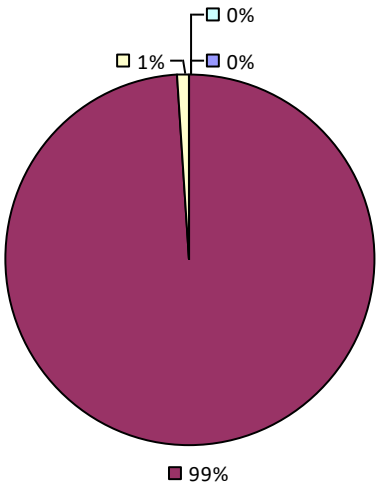
2022-23 TEACHER EVALUATION RESULTS

Student performance results not shown due to suppression*

Teacher Observation



Overall Rating



2022-23 PRINCIPAL EVALUATION RESULTS NOT SHOWN DUE TO SUPPRESSION*

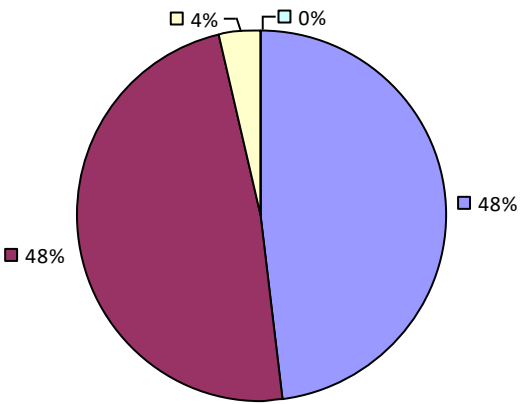
* Data is suppressed if 100% of teachers/principals received the same rating or if the total teachers/principals in an LEA is less than five.

GEORGE JUNIOR REPUBLIC UFSD

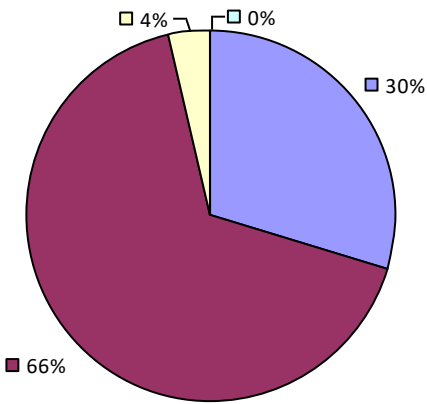
2022-23 TEACHER EVALUATION RESULTS

Student performance results not shown due to suppression*

Teacher Observation



Overall Rating



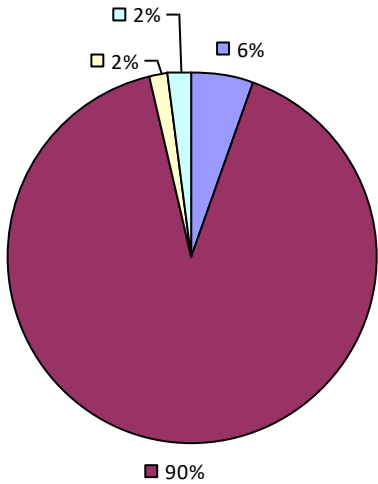
2022-23 PRINCIPAL EVALUATION RESULTS NOT SUBMITTED

* Data is suppressed if 100% of teachers/principals received the same rating or if the total teachers/principals in an LEA is less than five.

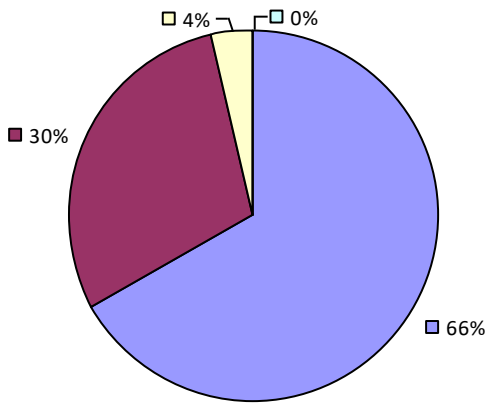
GERMANTOWN CSD

2022-23 TEACHER EVALUATION RESULTS

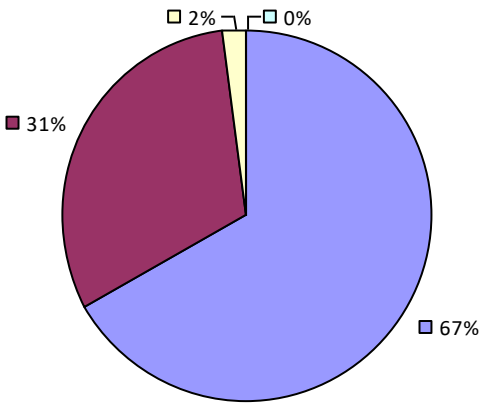
Student Performance



Teacher Observation



Overall Rating



2022-23 PRINCIPAL EVALUATION RESULTS NOT SHOWN DUE TO SUPPRESSION*

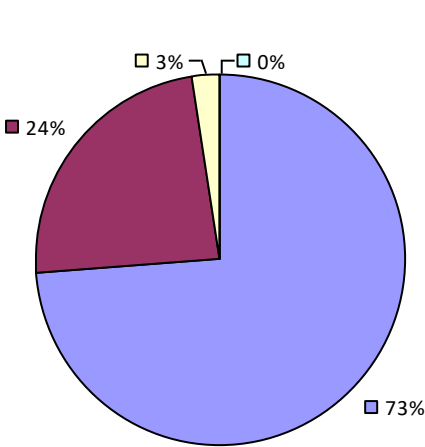
* Data is suppressed if 100% of teachers/principals received the same rating or if the total teachers/principals in an LEA is less than five.

GILBERTSVILLE-MOUNT UPTON CSD

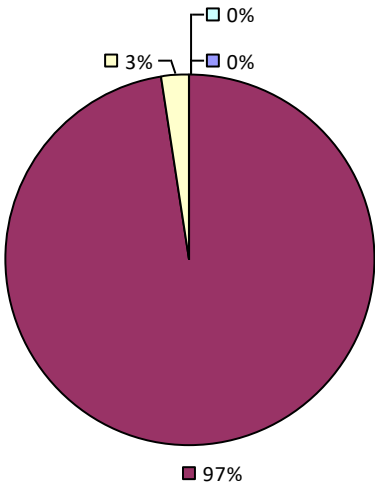
2022-23 TEACHER EVALUATION RESULTS

Student performance results not shown due to suppression*

Teacher Observation



Overall Rating



2022-23 PRINCIPAL EVALUATION RESULTS NOT SUBMITTED

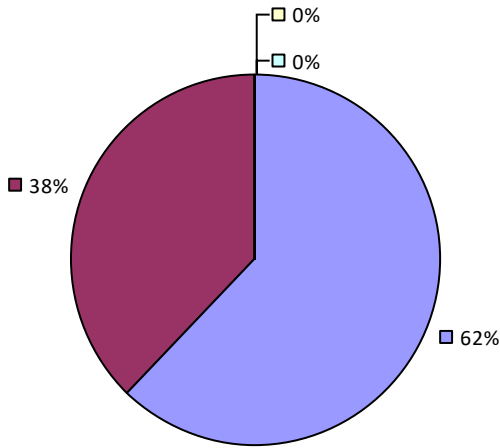
* Data is suppressed if 100% of teachers/principals received the same rating or if the total teachers/principals in an LEA is less than five.

GILBOA-CONESVILLE CSD

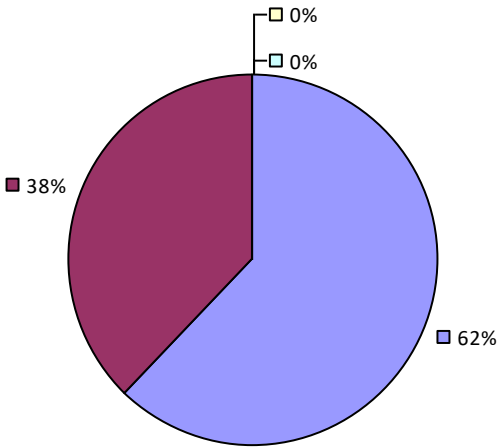
2022-23 TEACHER EVALUATION RESULTS

Student performance results not shown due to suppression*

Teacher Observation



Overall Rating



2022-23 PRINCIPAL EVALUATION RESULTS NOT SHOWN DUE TO SUPPRESSION*

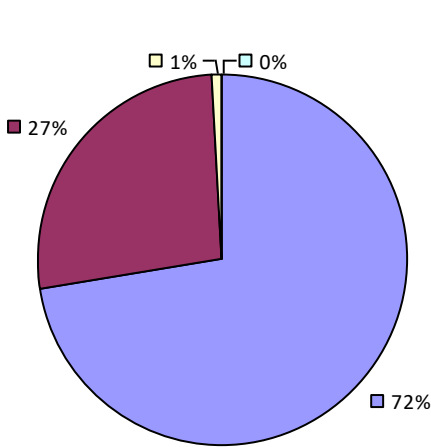
* Data is suppressed if 100% of teachers/principals received the same rating or if the total teachers/principals in an LEA is less than five.

GLEN COVE CITY SD

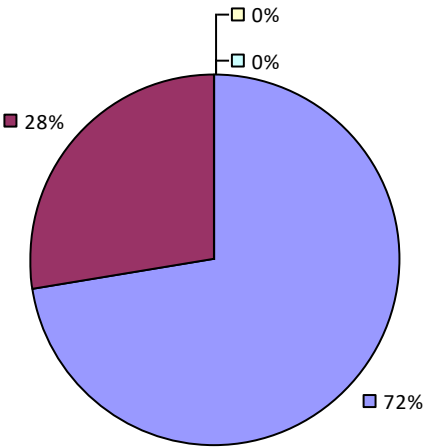
2022-23 TEACHER EVALUATION RESULTS

Student performance results not shown due to suppression*

Teacher Observation



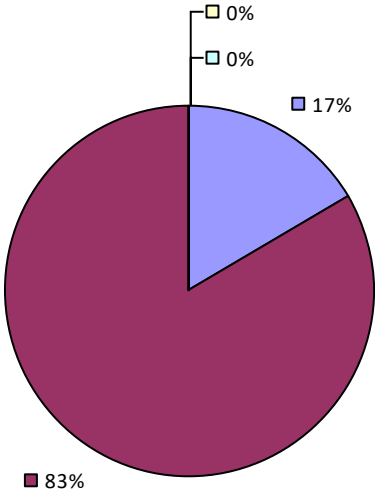
Overall Rating



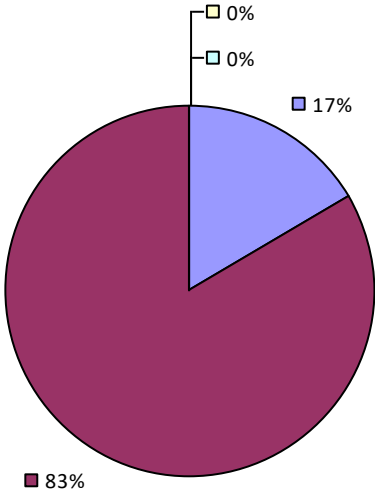
2022-23 PRINCIPAL EVALUATION RESULTS

Student performance results not shown due to suppression*

Principal School Visits



Overall Rating

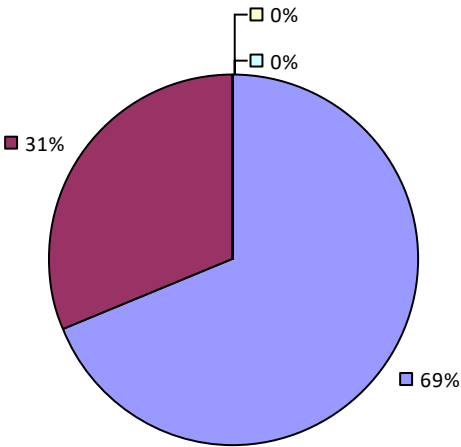


* Data is suppressed if 100% of teachers/principals received the same rating or if the total teachers/principals in an LEA is less than five.

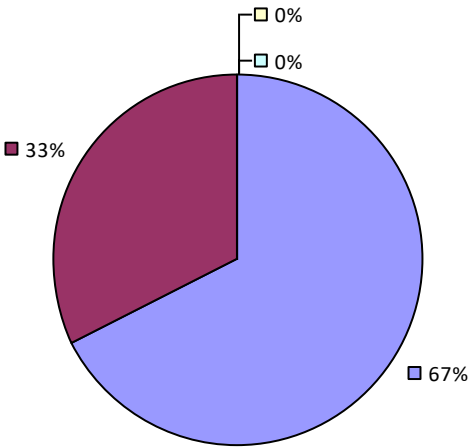
GLENS FALLS CITY SD

Student performance results not shown due to suppression*

Teacher Observation



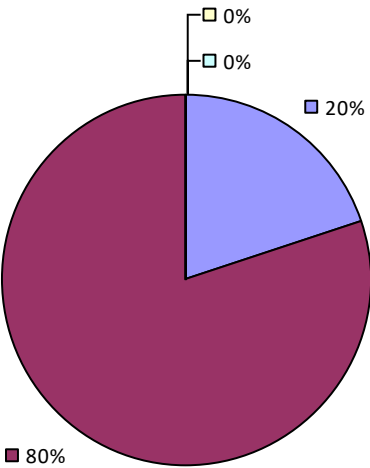
Overall Rating



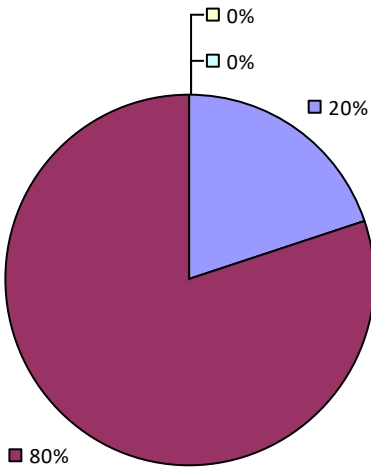
2022-23 PRINCIPAL EVALUATION RESULTS

Student performance results not shown due to suppression*

Principal School Visits



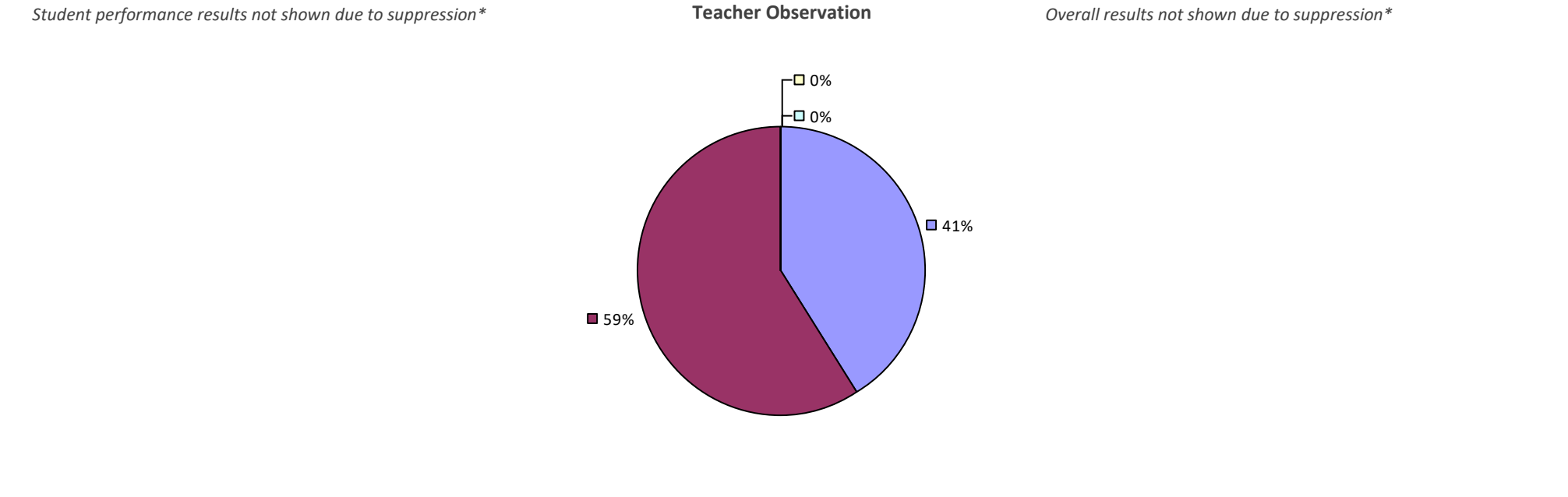
Overall Rating



* Data is suppressed if 100% of teachers/principals received the same rating or if the total teachers/principals in an LEA is less than five.

GLENS FALLS COMN SD

2022-23 TEACHER EVALUATION RESULTS



2022-23 PRINCIPAL EVALUATION RESULTS NOT SHOWN DUE TO SUPPRESSION*

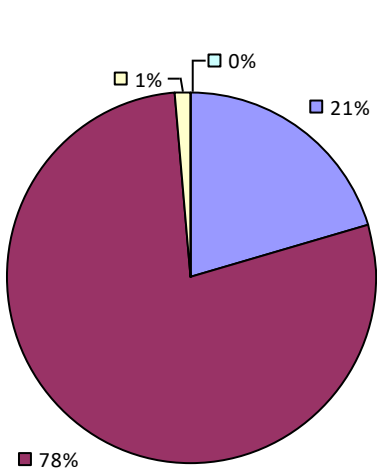
* Data is suppressed if 100% of teachers/principals received the same rating or if the total teachers/principals in an LEA is less than five.

GLOVERSVILLE CITY SD

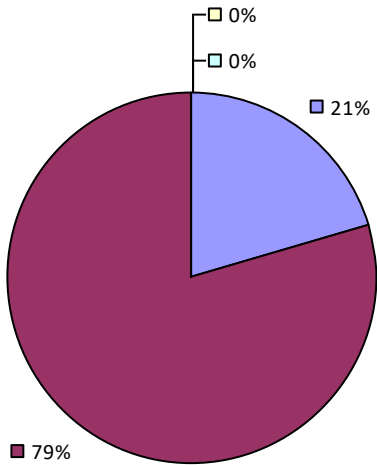
2022-23 TEACHER EVALUATION RESULTS

Student performance results not shown due to suppression*

Teacher Observation



Overall Rating



2022-23 PRINCIPAL EVALUATION RESULTS NOT SHOWN DUE TO SUPPRESSION*

* Data is suppressed if 100% of teachers/principals received the same rating or if the total teachers/principals in an LEA is less than five.

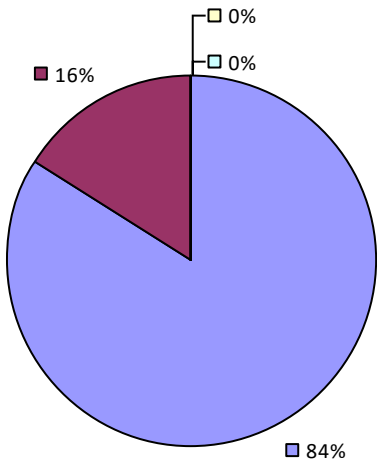
GORHAM-MIDDLESEX CSD (MARCUS WHITMAN

2022-23 TEACHER EVALUATION RESULTS

Student performance results not shown due to suppression*

Teacher Observation

Overall results not shown due to suppression*



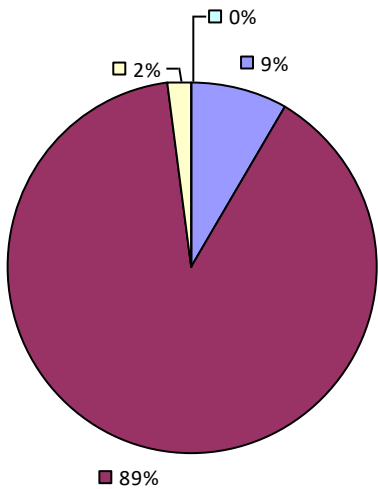
2022-23 PRINCIPAL EVALUATION RESULTS NOT SHOWN DUE TO SUPPRESSION*

* Data is suppressed if 100% of teachers/principals received the same rating or if the total teachers/principals in an LEA is less than five.

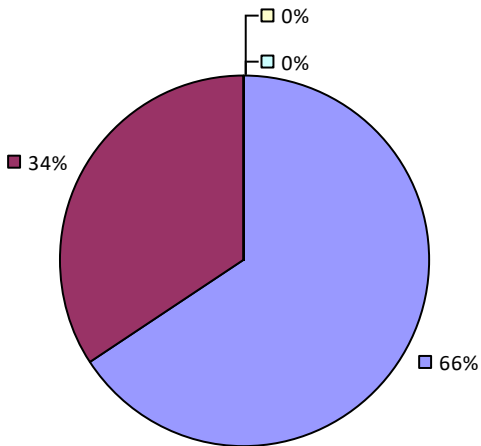
GOSHEN CSD

2022-23 TEACHER EVALUATION RESULTS

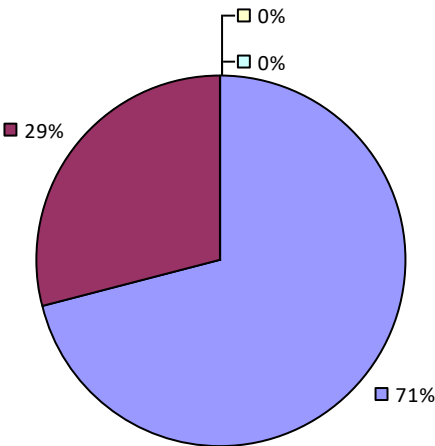
Student Performance



Teacher Observation



Overall Rating



2022-23 PRINCIPAL EVALUATION RESULTS NOT SHOWN DUE TO SUPPRESSION*

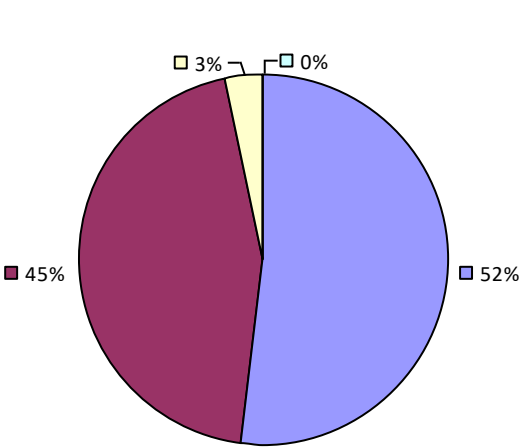
* Data is suppressed if 100% of teachers/principals received the same rating or if the total teachers/principals in an LEA is less than five.

GOUVERNEUR CSD

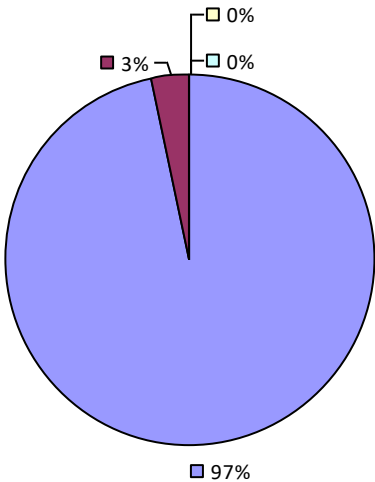
2022-23 TEACHER EVALUATION RESULTS

Student performance results not shown due to suppression*

Teacher Observation



Overall Rating



2022-23 PRINCIPAL EVALUATION RESULTS NOT SHOWN DUE TO SUPPRESSION*

* Data is suppressed if 100% of teachers/principals received the same rating or if the total teachers/principals in an LEA is less than five.

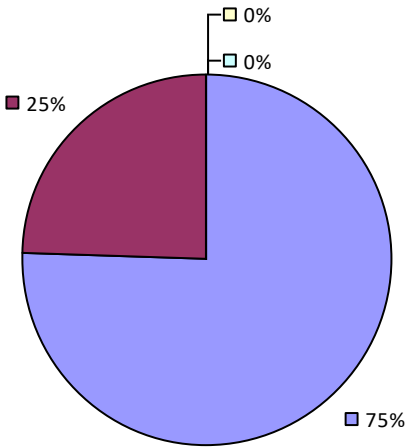
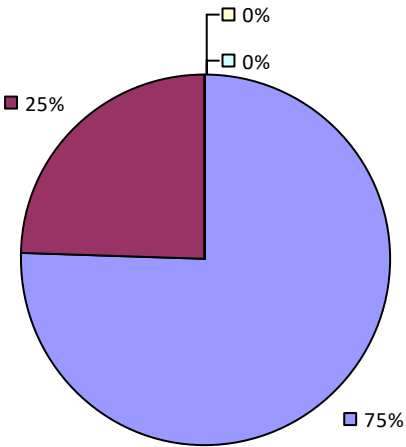
GOWANDA CSD

2022-23 TEACHER EVALUATION RESULTS

Student performance results not shown due to suppression*

Teacher Observation

Overall Rating



2022-23 PRINCIPAL EVALUATION RESULTS NOT SHOWN DUE TO SUPPRESSION*

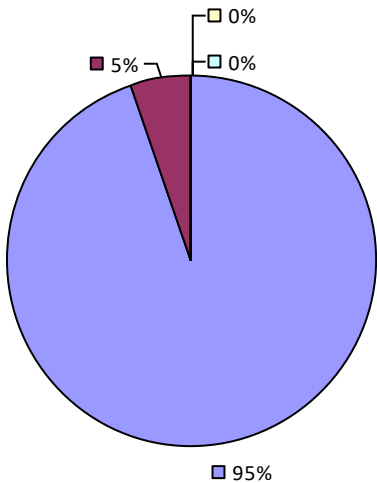
* Data is suppressed if 100% of teachers/principals received the same rating or if the total teachers/principals in an LEA is less than five.

GRAND ISLAND CSD

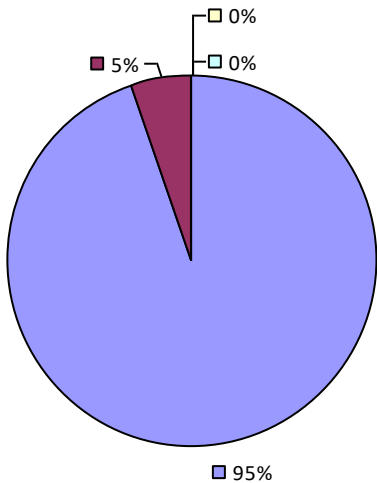
2022-23 TEACHER EVALUATION RESULTS

Student performance results not shown due to suppression*

Teacher Observation



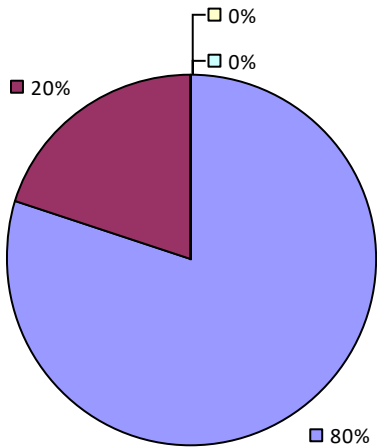
Overall Rating



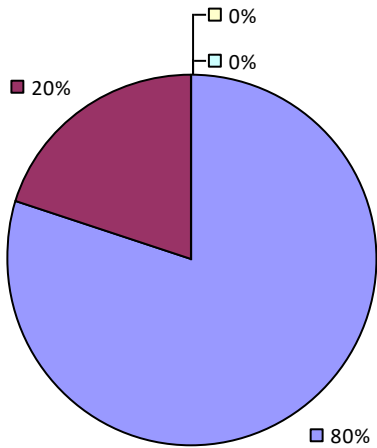
2022-23 PRINCIPAL EVALUATION RESULTS

Student performance results not shown due to suppression*

Principal School Visits



Overall Rating



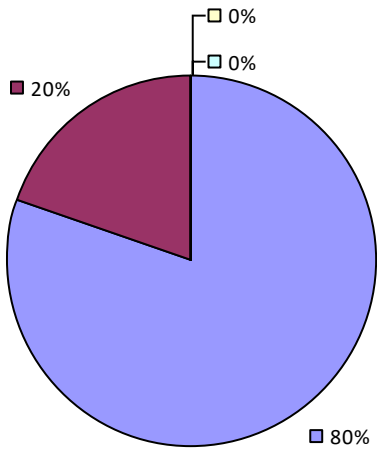
* Data is suppressed if 100% of teachers/principals received the same rating or if the total teachers/principals in an LEA is less than five.

GRANVILLE CSD

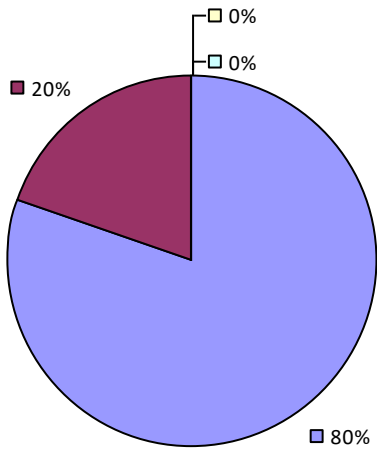
2022-23 TEACHER EVALUATION RESULTS

Student performance results not shown due to suppression*

Teacher Observation



Overall Rating



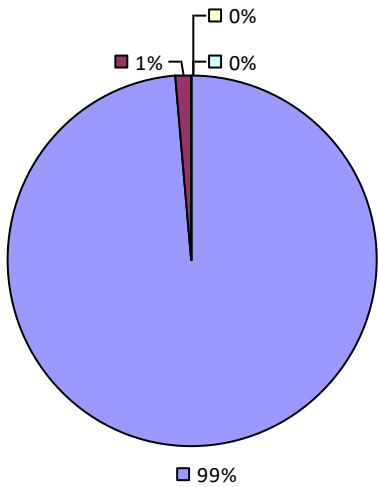
2022-23 PRINCIPAL EVALUATION RESULTS NOT SUBMITTED

* Data is suppressed if 100% of teachers/principals received the same rating or if the total teachers/principals in an LEA is less than five.

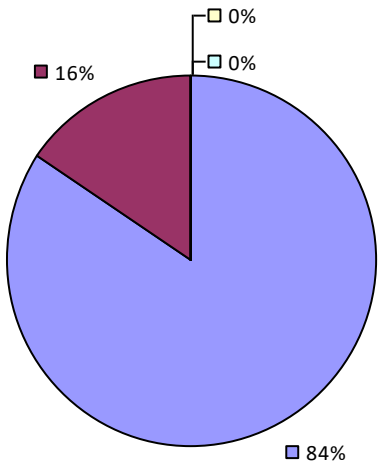
GREAT NECK UFSD

2022-23 TEACHER EVALUATION RESULTS

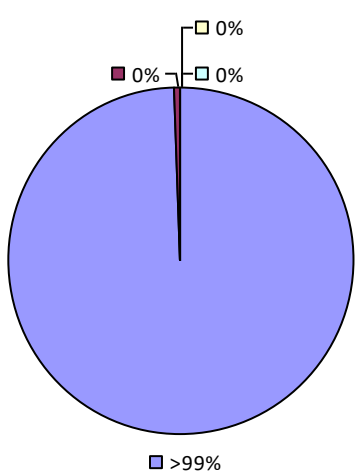
Student Performance



Teacher Observation



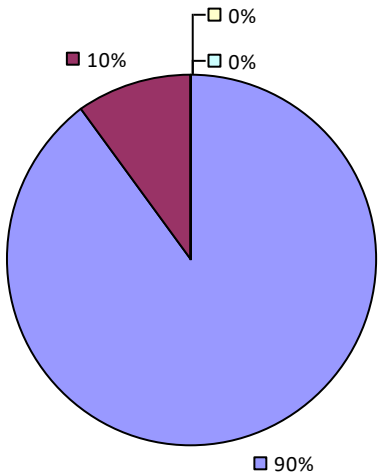
Overall Rating



2022-23 PRINCIPAL EVALUATION RESULTS

Student performance results not shown due to suppression*

Principal School Visits



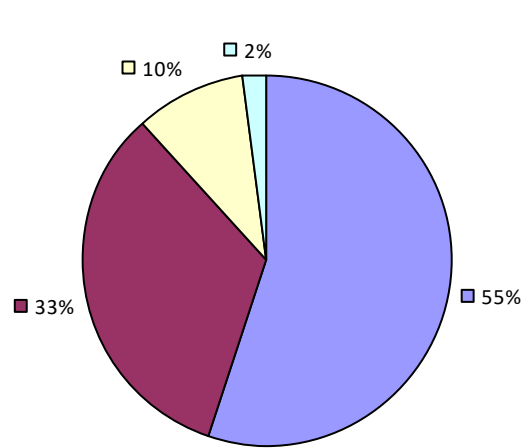
Overall results not shown due to suppression*

* Data is suppressed if 100% of teachers/principals received the same rating or if the total teachers/principals in an LEA is less than five.

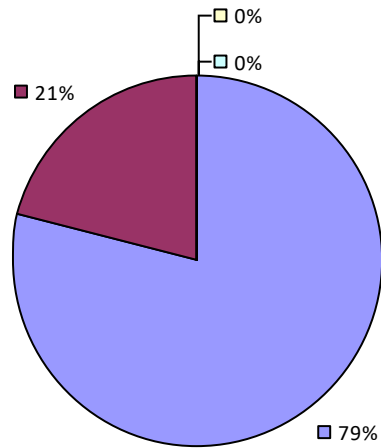
GREATER SOUTHERN TIER BOCES

2022-23 TEACHER EVALUATION RESULTS

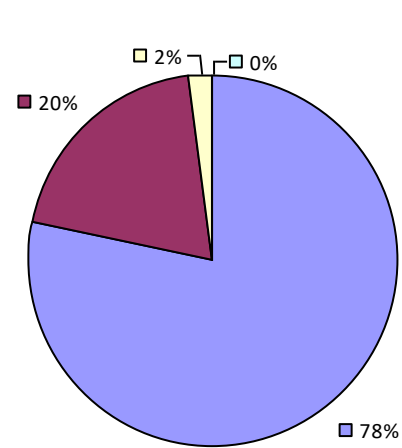
Student Performance



Teacher Observation

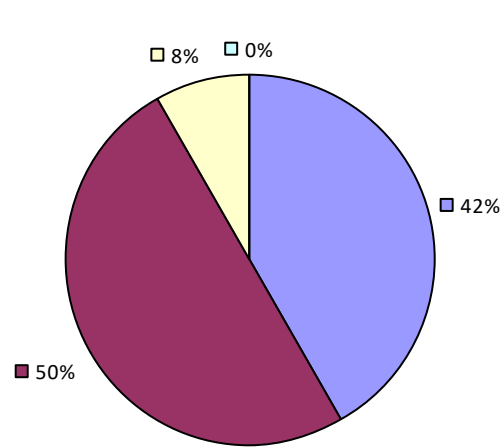


Overall Rating

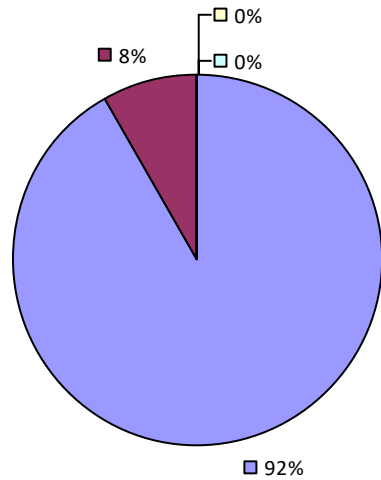


2022-23 PRINCIPAL EVALUATION RESULTS

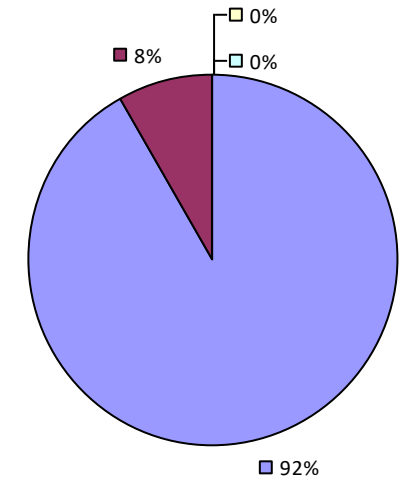
Student Performance



Principal School Visits



Overall Rating



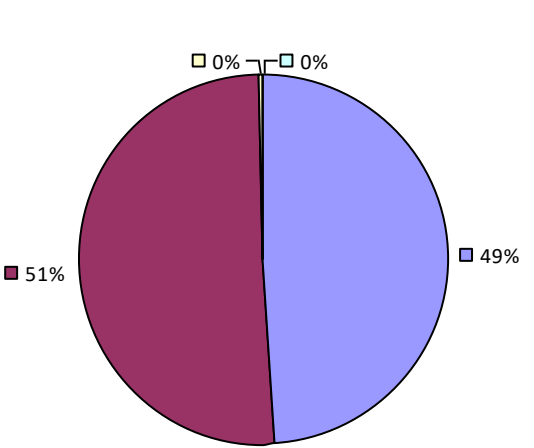
* Data is suppressed if 100% of teachers/principals received the same rating or if the total teachers/principals in an LEA is less than five.

GREECE CSD

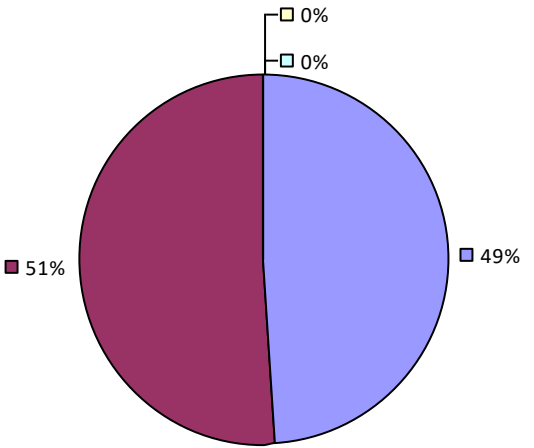
2022-23 TEACHER EVALUATION RESULTS

Student performance results not shown due to suppression*

Teacher Observation



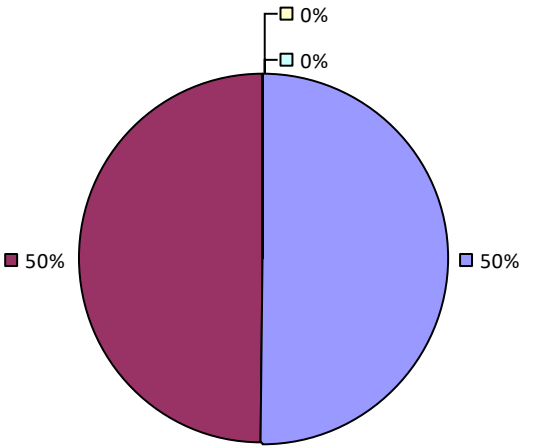
Overall Rating



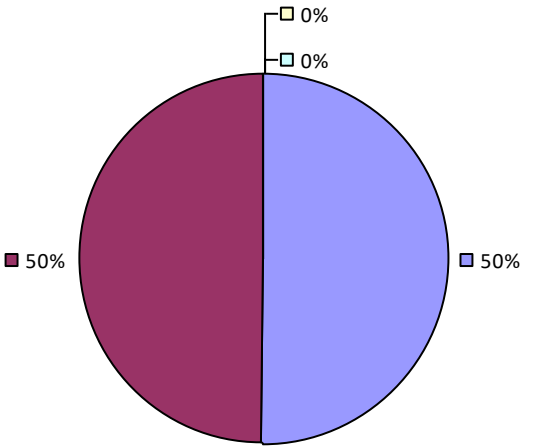
2022-23 PRINCIPAL EVALUATION RESULTS

Student performance results not shown due to suppression*

Principal School Visits



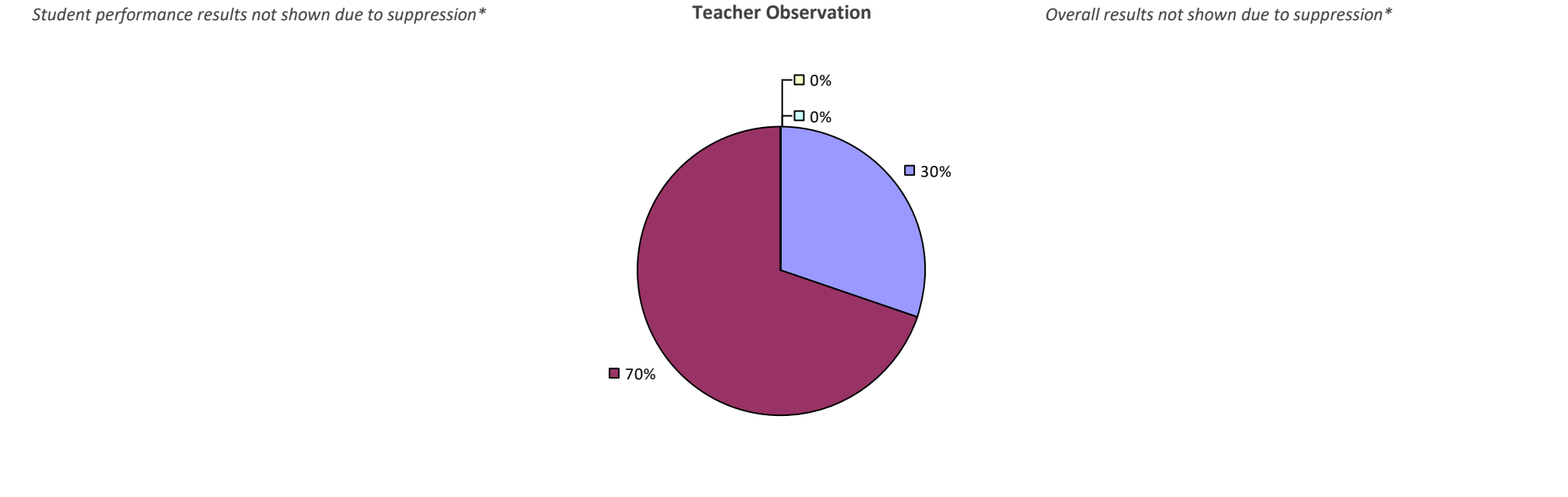
Overall Rating



* Data is suppressed if 100% of teachers/principals received the same rating or if the total teachers/principals in an LEA is less than five.

GREEN ISLAND UFSD

2022-23 TEACHER EVALUATION RESULTS



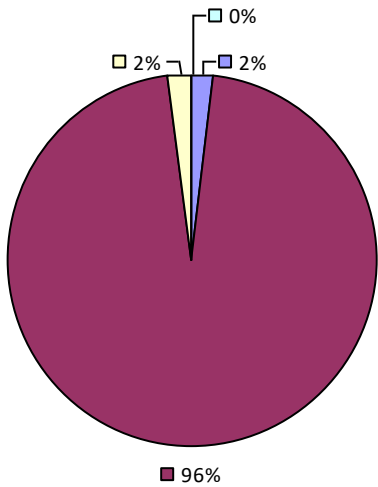
2022-23 PRINCIPAL EVALUATION RESULTS NOT SHOWN DUE TO SUPPRESSION*

* Data is suppressed if 100% of teachers/principals received the same rating or if the total teachers/principals in an LEA is less than five.

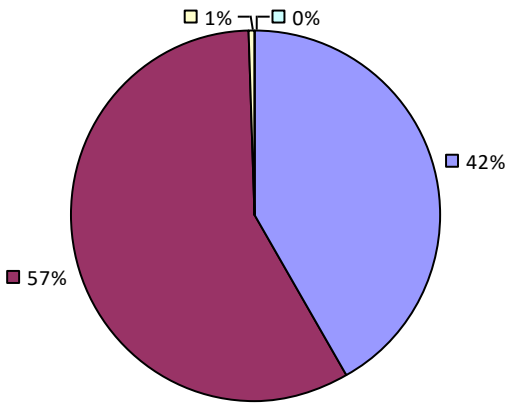
GREENBURGH CSD

2022-23 TEACHER EVALUATION RESULTS

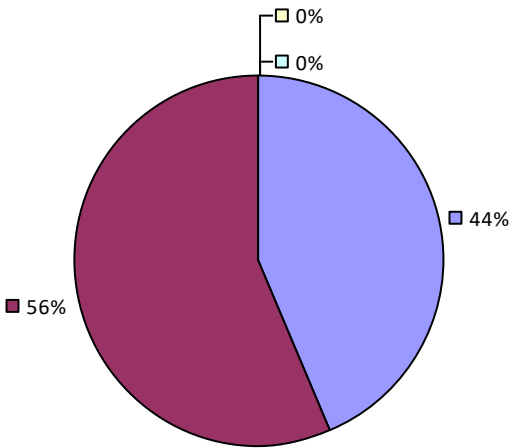
Student Performance



Teacher Observation



Overall Rating



2022-23 PRINCIPAL EVALUATION RESULTS NOT SHOWN DUE TO SUPPRESSION*

* Data is suppressed if 100% of teachers/principals received the same rating or if the total teachers/principals in an LEA is less than five.

GREENBURGH ELEVEN UFSD

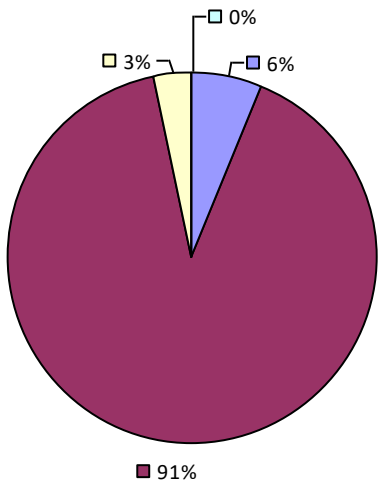
*2022-23 TEACHER EVALUATION RESULTS NOT SHOWN DUE TO SUPPRESSION**

*2022-23 PRINCIPAL EVALUATION RESULTS NOT SHOWN DUE TO SUPPRESSION**

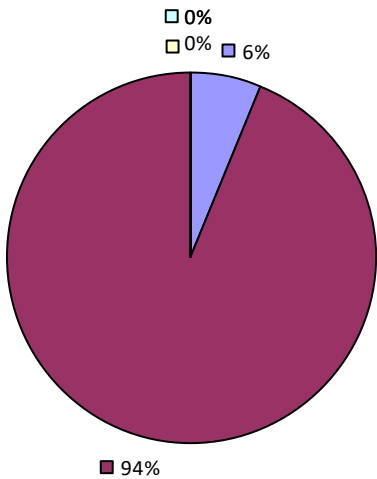
** Data is suppressed if 100% of teachers/principals received the same rating or if the total teachers/principals in an LEA is less than five.*

GREENBURGH-GRAHAM UFSD
2022-23 TEACHER EVALUATION RESULTS

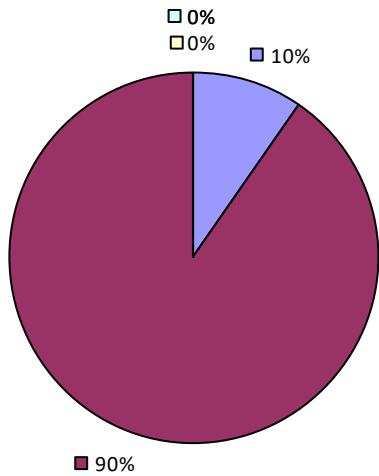
Student Performance



Teacher Observation



Overall Rating



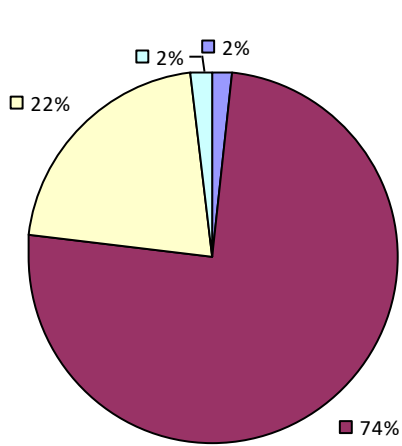
2022-23 PRINCIPAL EVALUATION RESULTS NOT SUBMITTED

* Data is suppressed if 100% of teachers/principals received the same rating or if the total teachers/principals in an LEA is less than five.

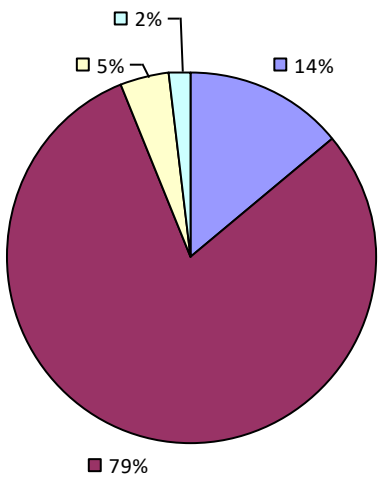
GREENBURGH-NORTH CASTLE UFSD

2022-23 TEACHER EVALUATION RESULTS

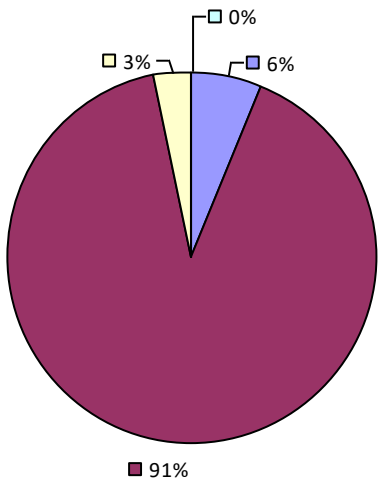
Student Performance



Teacher Observation



Overall Rating



2022-23 PRINCIPAL EVALUATION RESULTS NOT SHOWN DUE TO SUPPRESSION*

* Data is suppressed if 100% of teachers/principals received the same rating or if the total teachers/principals in an LEA is less than five.

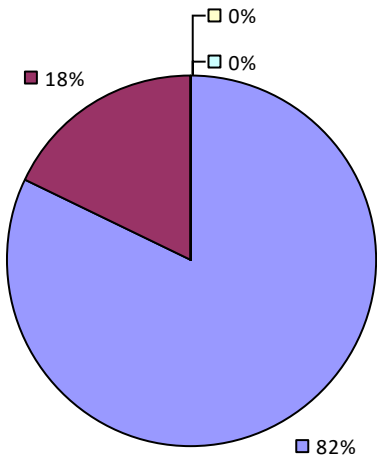
GREENE CSD

2022-23 TEACHER EVALUATION RESULTS

Student performance results not shown due to suppression*

Teacher Observation

Overall results not shown due to suppression*



2022-23 PRINCIPAL EVALUATION RESULTS NOT SHOWN DUE TO SUPPRESSION*

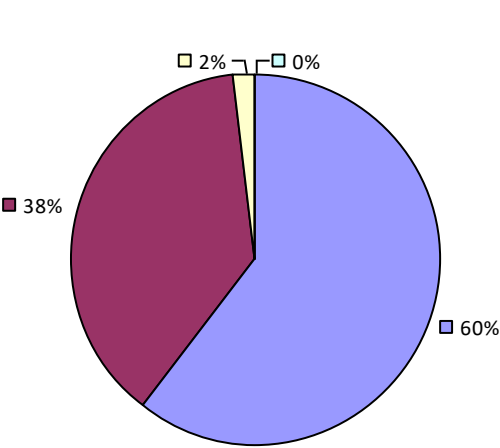
* Data is suppressed if 100% of teachers/principals received the same rating or if the total teachers/principals in an LEA is less than five.

GREENPORT UFSD

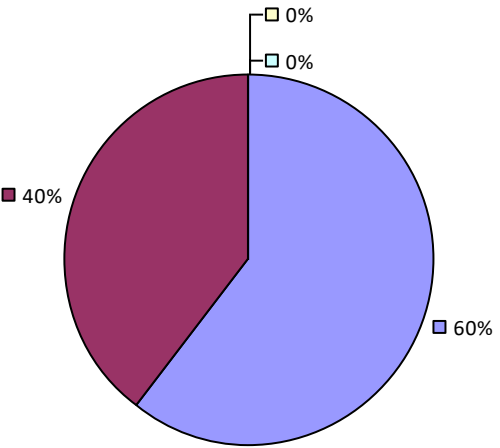
2022-23 TEACHER EVALUATION RESULTS

Student performance results not shown due to suppression*

Teacher Observation



Overall Rating



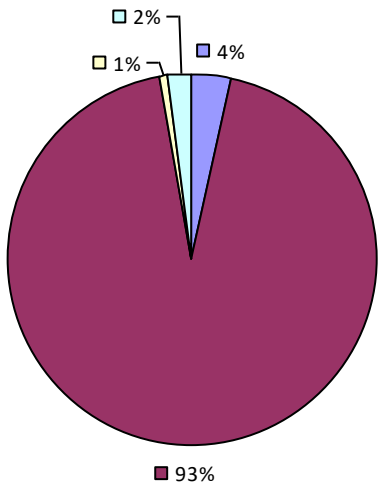
2022-23 PRINCIPAL EVALUATION RESULTS NOT SHOWN DUE TO SUPPRESSION*

* Data is suppressed if 100% of teachers/principals received the same rating or if the total teachers/principals in an LEA is less than five.

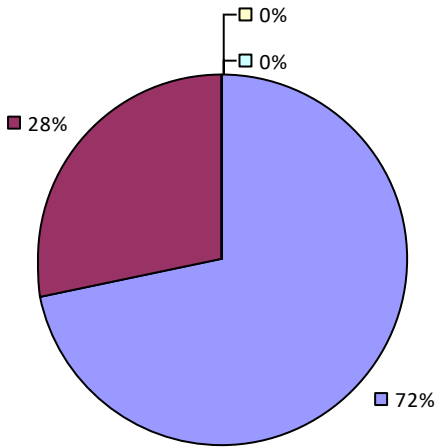
GREENVILLE CSD

2022-23 TEACHER EVALUATION RESULTS

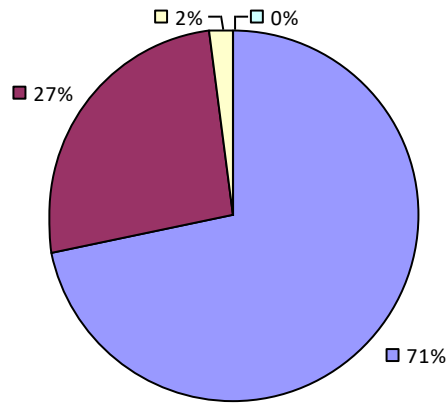
Student Performance



Teacher Observation



Overall Rating

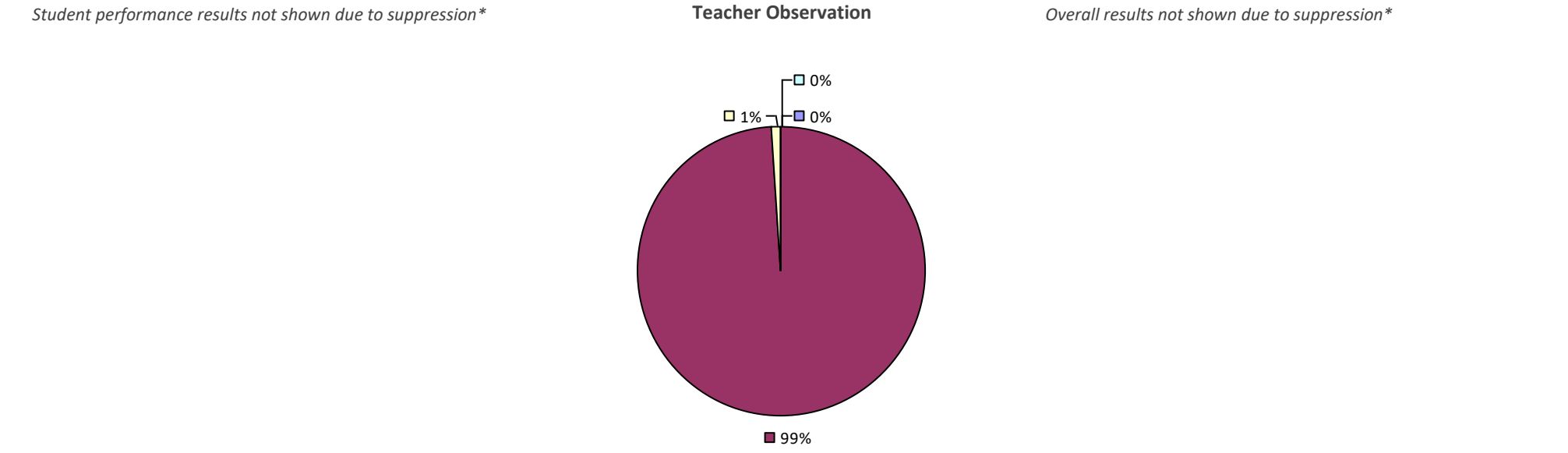


2022-23 PRINCIPAL EVALUATION RESULTS NOT SHOWN DUE TO SUPPRESSION*

* Data is suppressed if 100% of teachers/principals received the same rating or if the total teachers/principals in an LEA is less than five.

GREENWICH CSD

2022-23 TEACHER EVALUATION RESULTS



2022-23 PRINCIPAL EVALUATION RESULTS NOT SHOWN DUE TO SUPPRESSION*

* Data is suppressed if 100% of teachers/principals received the same rating or if the total teachers/principals in an LEA is less than five.

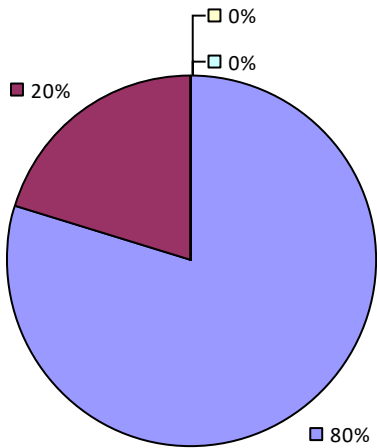
GREENWOOD LAKE UFSD

2022-23 TEACHER EVALUATION RESULTS

Student performance results not shown due to suppression*

Teacher Observation

Overall results not shown due to suppression*



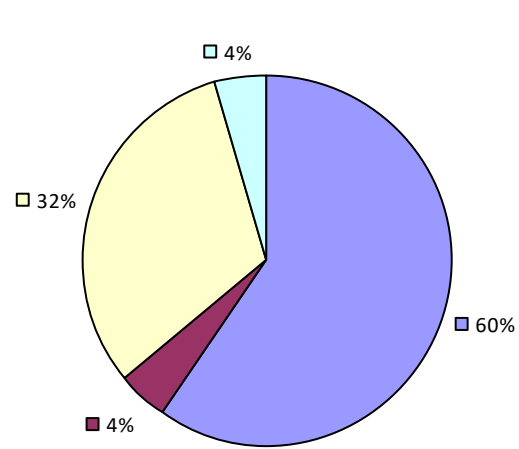
2022-23 PRINCIPAL EVALUATION RESULTS NOT SHOWN DUE TO SUPPRESSION*

* Data is suppressed if 100% of teachers/principals received the same rating or if the total teachers/principals in an LEA is less than five.

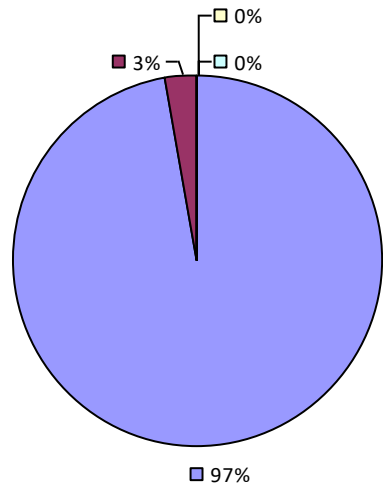
GROTON CSD

2022-23 TEACHER EVALUATION RESULTS

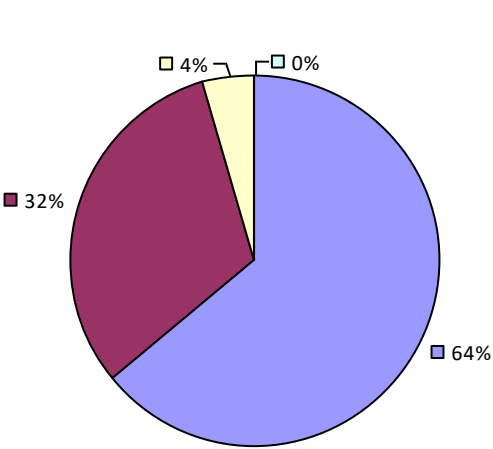
Student Performance



Teacher Observation



Overall Rating



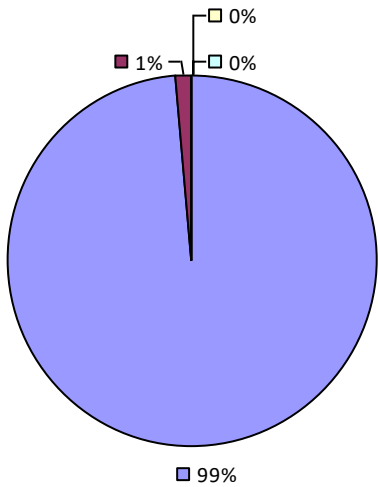
2022-23 PRINCIPAL EVALUATION RESULTS NOT SHOWN DUE TO SUPPRESSION*

* Data is suppressed if 100% of teachers/principals received the same rating or if the total teachers/principals in an LEA is less than five.

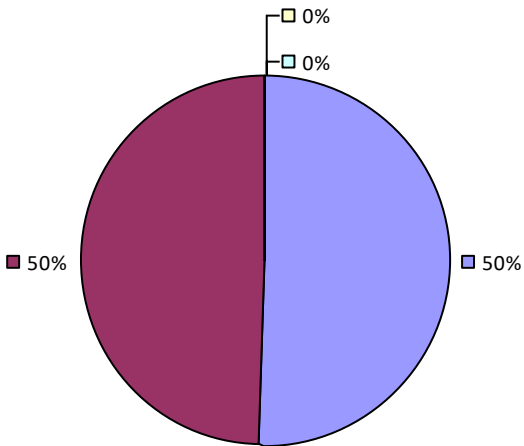
GUILDERLAND CSD

2022-23 TEACHER EVALUATION RESULTS

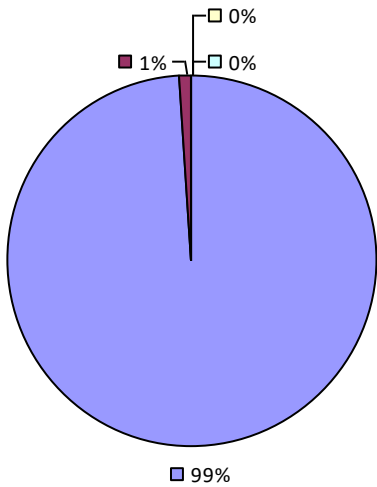
Student Performance



Teacher Observation



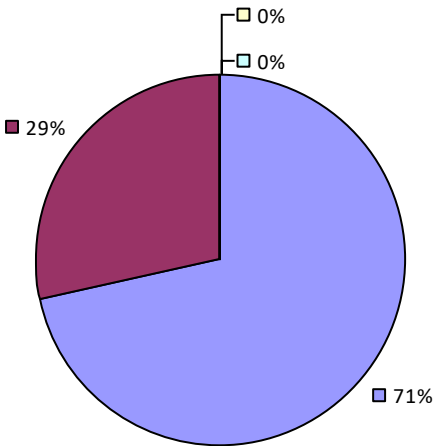
Overall Rating



2022-23 PRINCIPAL EVALUATION RESULTS

Student performance results not shown due to suppression*

Principal School Visits



Overall results not shown due to suppression*

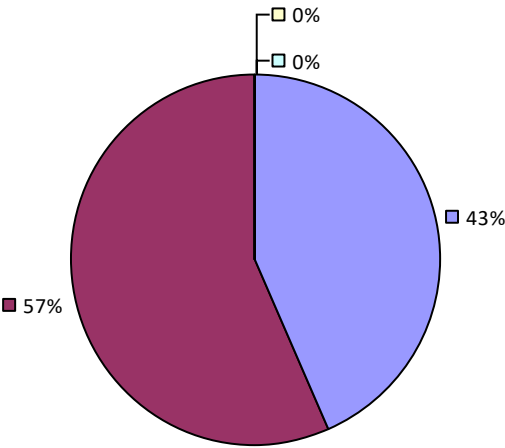
* Data is suppressed if 100% of teachers/principals received the same rating or if the total teachers/principals in an LEA is less than five.

HADLEY-LUZERNE CSD

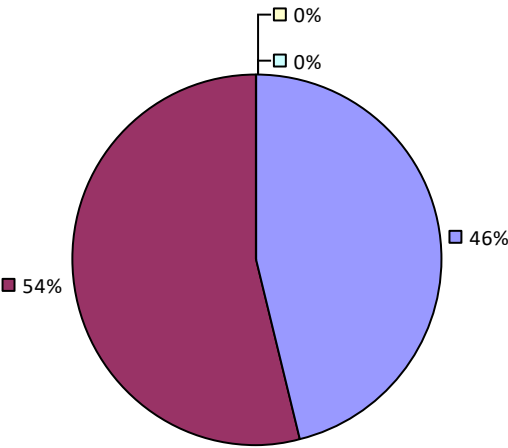
2022-23 TEACHER EVALUATION RESULTS

Student performance results not shown due to suppression*

Teacher Observation



Overall Rating



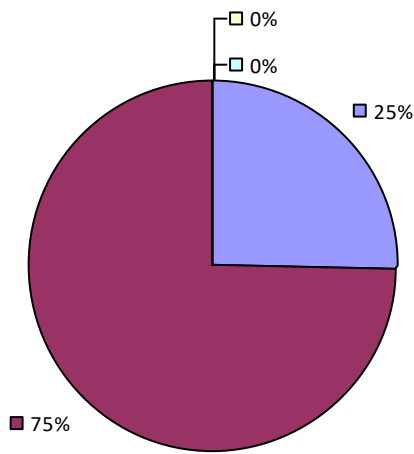
2022-23 PRINCIPAL EVALUATION RESULTS NOT SHOWN DUE TO SUPPRESSION*

* Data is suppressed if 100% of teachers/principals received the same rating or if the total teachers/principals in an LEA is less than five.

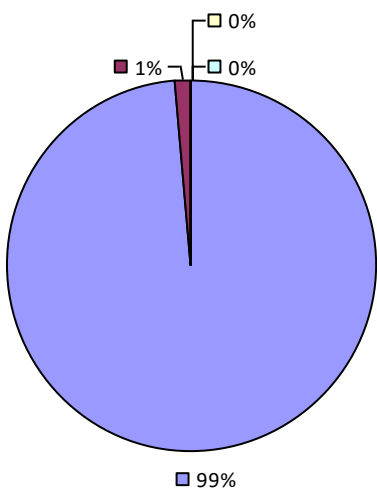
HALDANE CSD

2022-23 TEACHER EVALUATION RESULTS

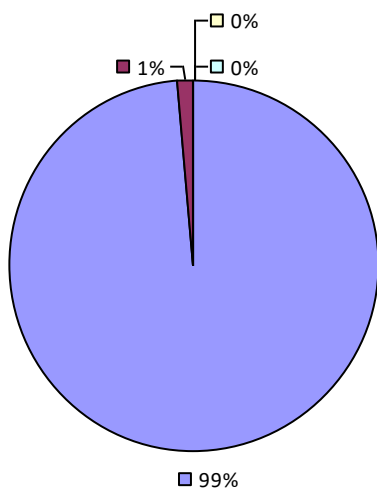
Student Performance



Teacher Observation



Overall Rating



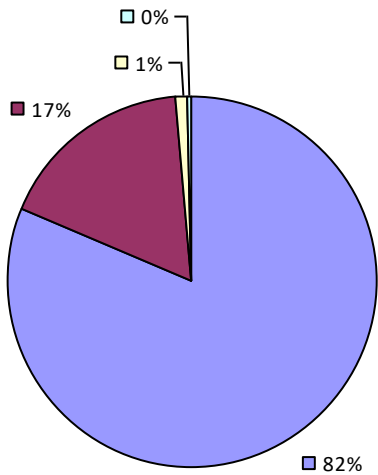
2022-23 PRINCIPAL EVALUATION RESULTS NOT SHOWN DUE TO SUPPRESSION*

* Data is suppressed if 100% of teachers/principals received the same rating or if the total teachers/principals in an LEA is less than five.

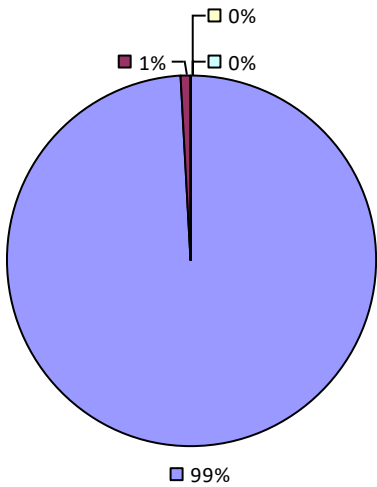
HALF HOLLOW HILLS CSD

2022-23 TEACHER EVALUATION RESULTS

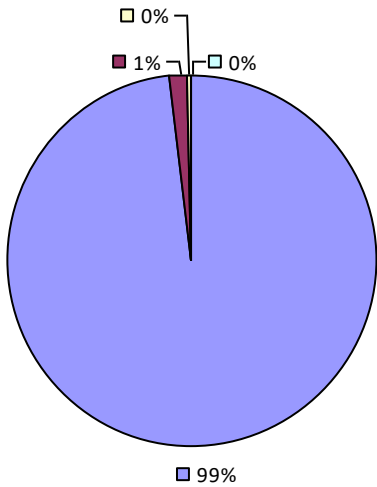
Student Performance



Teacher Observation



Overall Rating



2022-23 PRINCIPAL EVALUATION RESULTS NOT SHOWN DUE TO SUPPRESSION*

* Data is suppressed if 100% of teachers/principals received the same rating or if the total teachers/principals in an LEA is less than five.

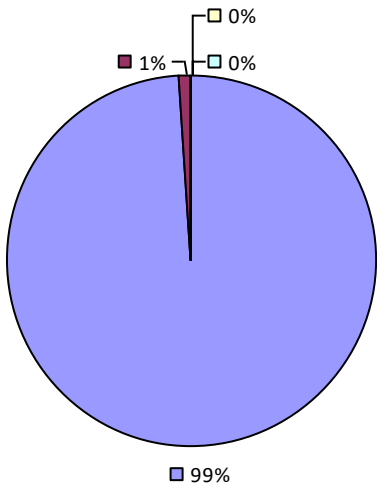
HAMBURG CSD

2022-23 TEACHER EVALUATION RESULTS

Student performance results not shown due to suppression*

Teacher Observation

Overall results not shown due to suppression*

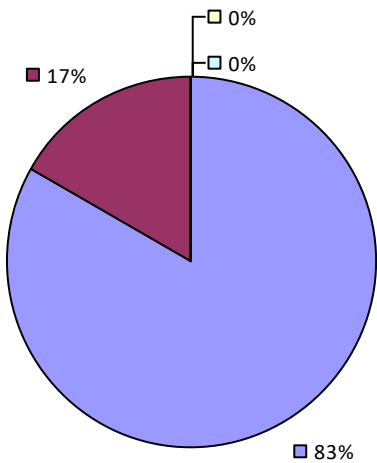


2022-23 PRINCIPAL EVALUATION RESULTS

Student performance results not shown due to suppression*

Principal School Visits

Overall results not shown due to suppression*



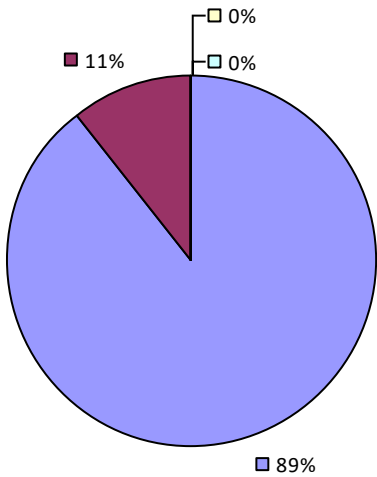
* Data is suppressed if 100% of teachers/principals received the same rating or if the total teachers/principals in an LEA is less than five.

HAMILTON CSD

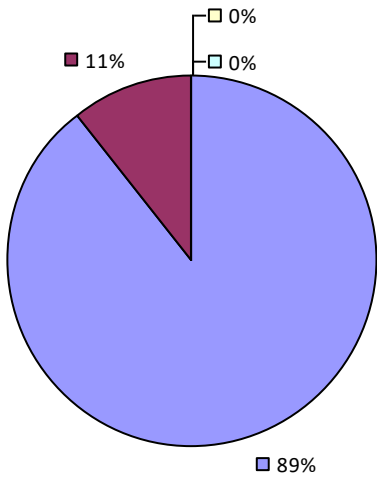
2022-23 TEACHER EVALUATION RESULTS

Student performance results not shown due to suppression*

Teacher Observation



Overall Rating



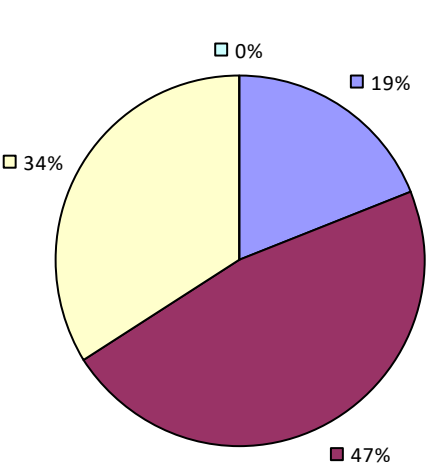
2022-23 PRINCIPAL EVALUATION RESULTS NOT SHOWN DUE TO SUPPRESSION*

* Data is suppressed if 100% of teachers/principals received the same rating or if the total teachers/principals in an LEA is less than five.

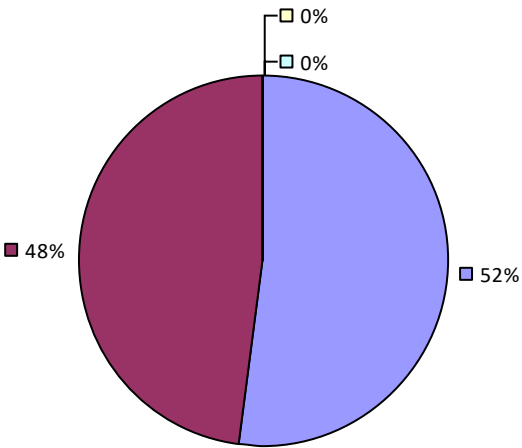
HAMILTON-FULTON-MONTGOMERY BOCES

2022-23 TEACHER EVALUATION RESULTS

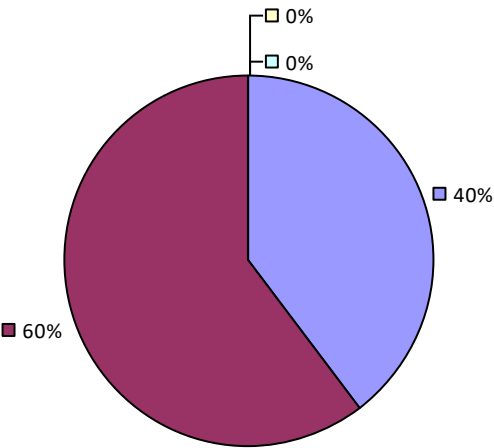
Student Performance



Teacher Observation

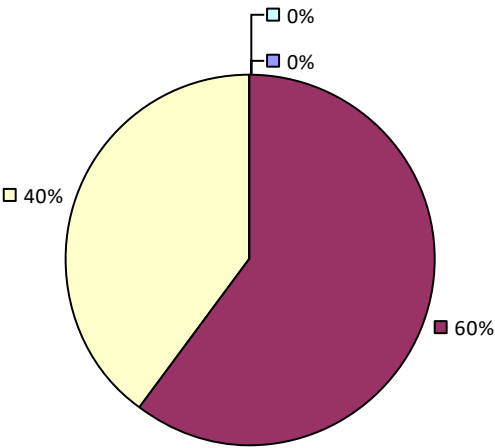


Overall Rating



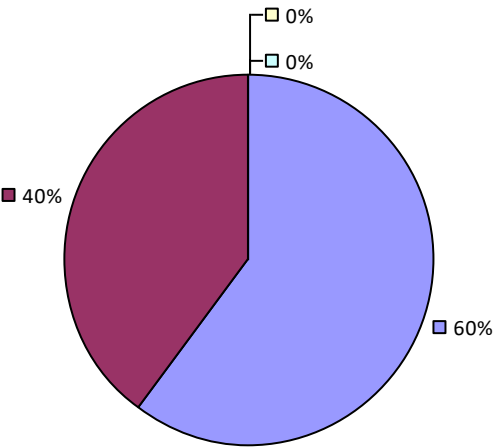
2022-23 PRINCIPAL EVALUATION RESULTS

Student Performance



Principal school visit results not shown due to suppression*

Overall Rating

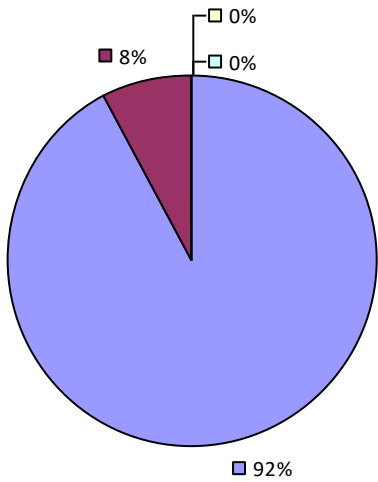


* Data is suppressed if 100% of teachers/principals received the same rating or if the total teachers/principals in an LEA is less than five.

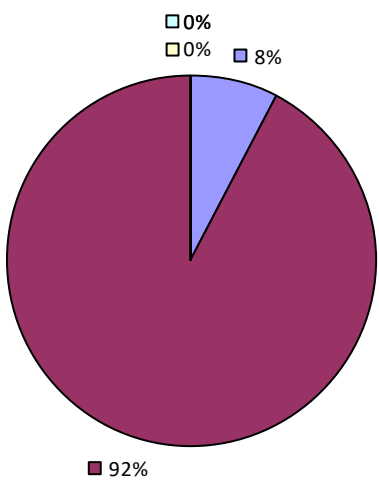
HAMMOND CSD

2022-23 TEACHER EVALUATION RESULTS

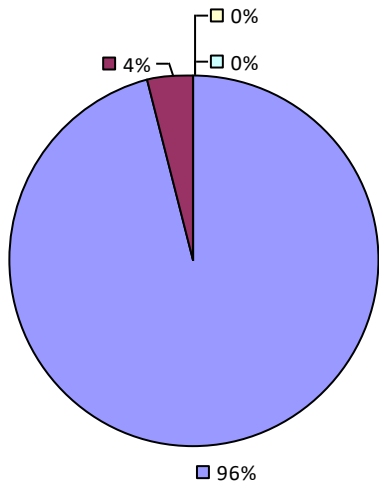
Student Performance



Teacher Observation



Overall Rating

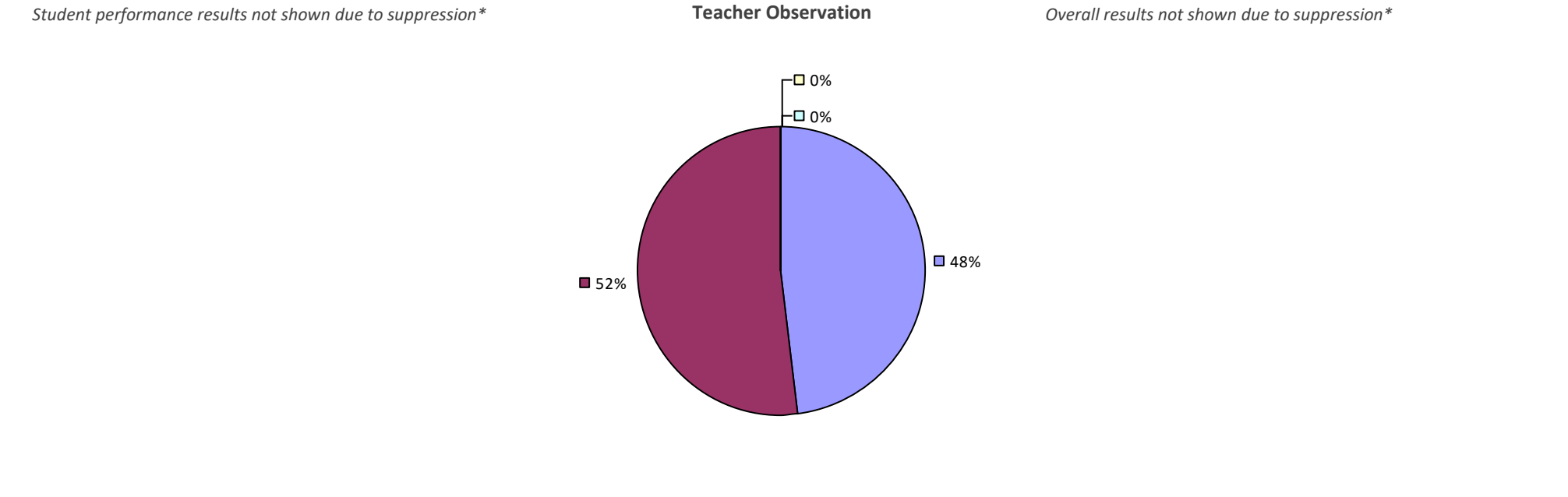


2022-23 PRINCIPAL EVALUATION RESULTS NOT SHOWN DUE TO SUPPRESSION*

* Data is suppressed if 100% of teachers/principals received the same rating or if the total teachers/principals in an LEA is less than five.

HAMMONDSPOORT CSD

2022-23 TEACHER EVALUATION RESULTS



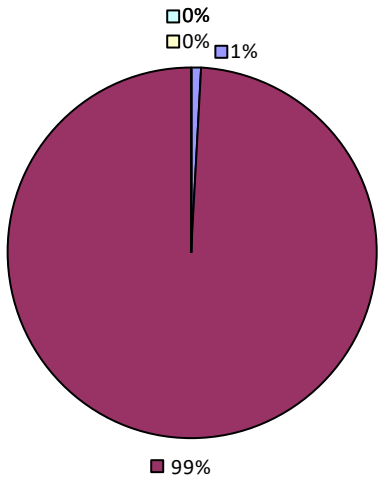
2022-23 PRINCIPAL EVALUATION RESULTS NOT SHOWN DUE TO SUPPRESSION*

* Data is suppressed if 100% of teachers/principals received the same rating or if the total teachers/principals in an LEA is less than five.

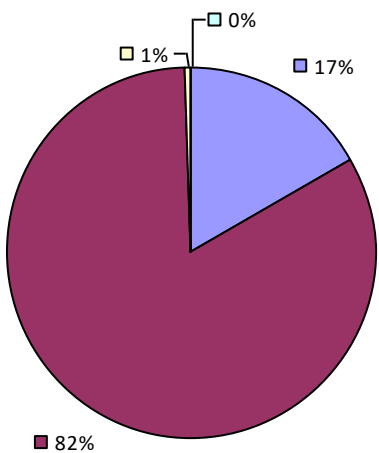
HAMPTON BAYS UFSD

2022-23 TEACHER EVALUATION RESULTS

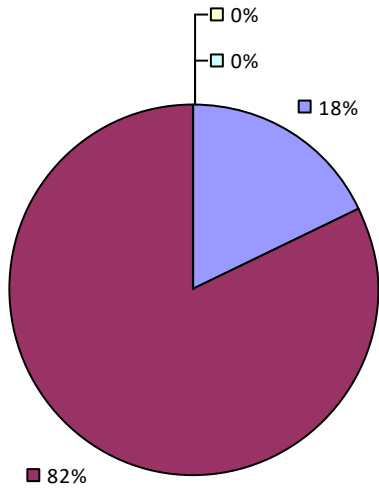
Student Performance



Teacher Observation



Overall Rating

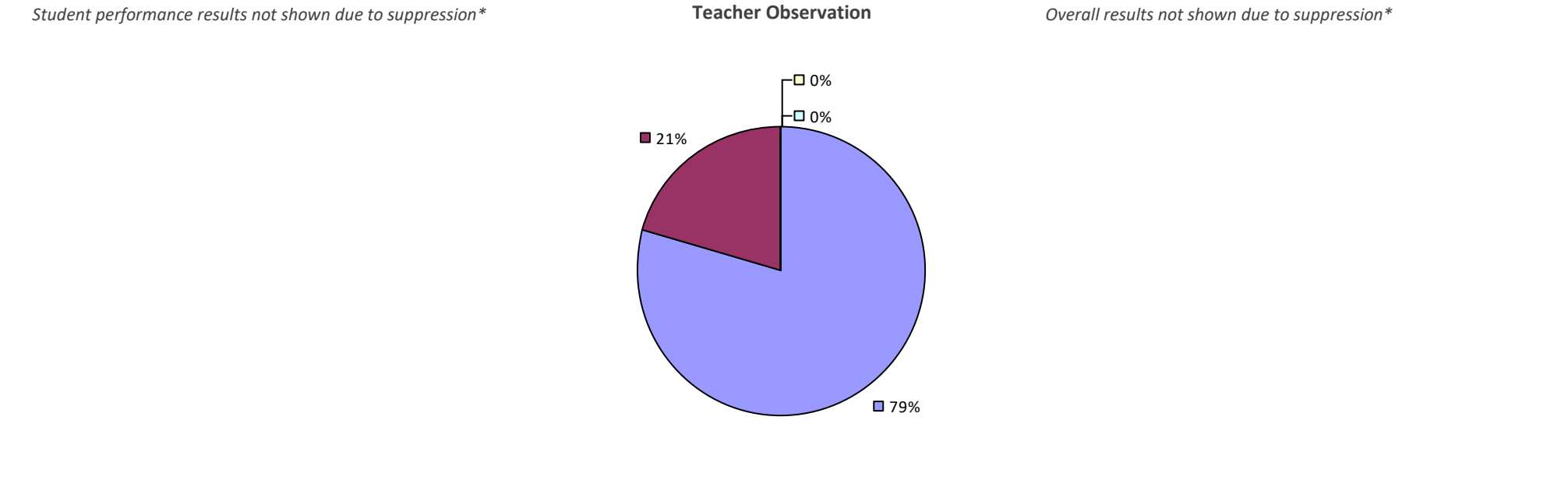


2022-23 PRINCIPAL EVALUATION RESULTS NOT SHOWN DUE TO SUPPRESSION*

* Data is suppressed if 100% of teachers/principals received the same rating or if the total teachers/principals in an LEA is less than five.

HANCOCK CSD

2022-23 TEACHER EVALUATION RESULTS



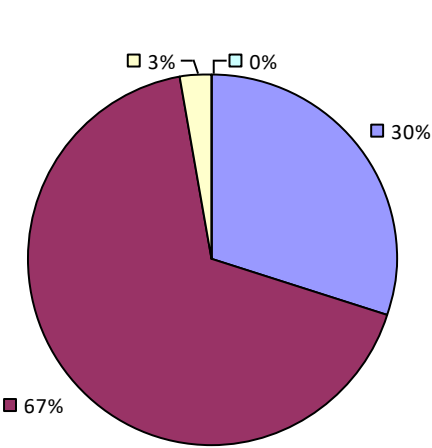
2022-23 PRINCIPAL EVALUATION RESULTS NOT SHOWN DUE TO SUPPRESSION*

HANNIBAL CSD

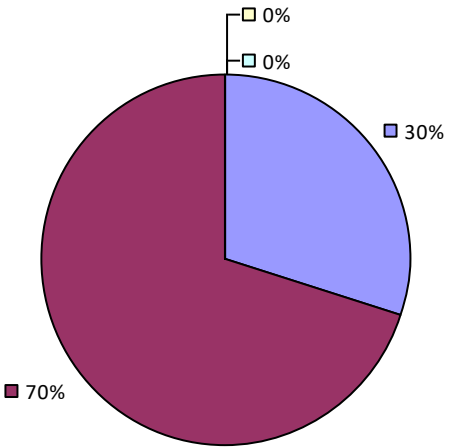
2022-23 TEACHER EVALUATION RESULTS

Student performance results not shown due to suppression*

Teacher Observation



Overall Rating



2022-23 PRINCIPAL EVALUATION RESULTS NOT SHOWN DUE TO SUPPRESSION*

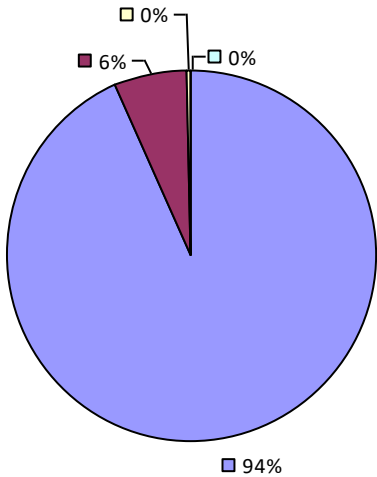
* Data is suppressed if 100% of teachers/principals received the same rating or if the total teachers/principals in an LEA is less than five.

HARBORFIELDS CSD

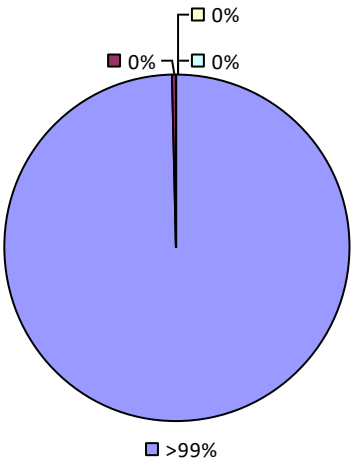
2022-23 TEACHER EVALUATION RESULTS

Student performance results not shown due to suppression*

Teacher Observation



Overall Rating



2022-23 PRINCIPAL EVALUATION RESULTS NOT SHOWN DUE TO SUPPRESSION*

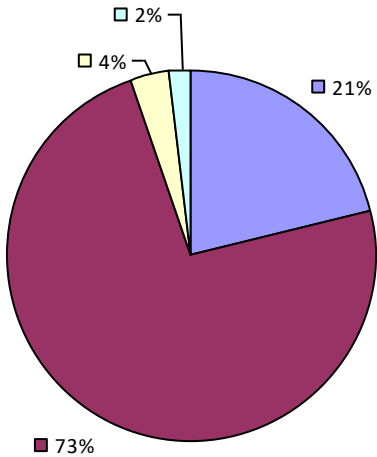
* Data is suppressed if 100% of teachers/principals received the same rating or if the total teachers/principals in an LEA is less than five.

HARPURSVILLE CSD

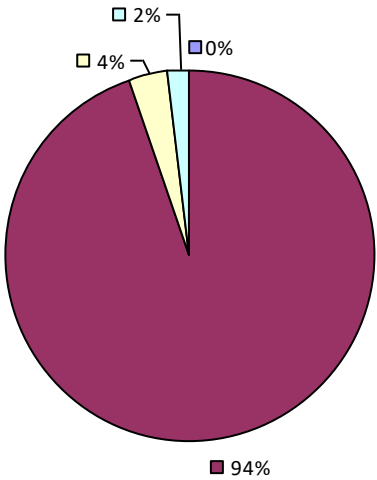
2022-23 TEACHER EVALUATION RESULTS

Student performance results not shown due to suppression*

Teacher Observation



Overall Rating



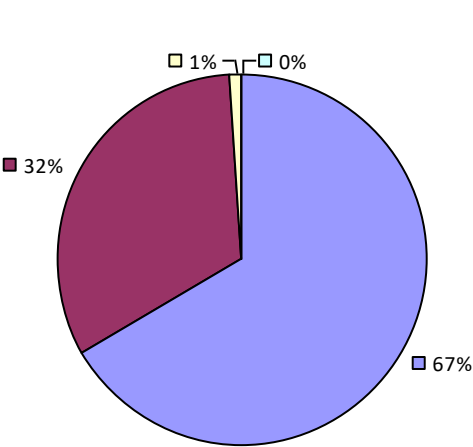
2022-23 PRINCIPAL EVALUATION RESULTS NOT SHOWN DUE TO SUPPRESSION*

* Data is suppressed if 100% of teachers/principals received the same rating or if the total teachers/principals in an LEA is less than five.

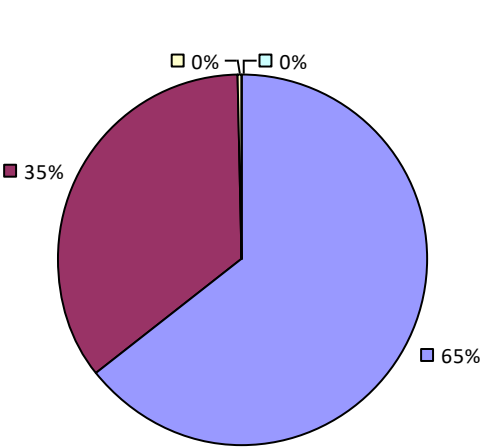
HARRISON CSD

2022-23 TEACHER EVALUATION RESULTS

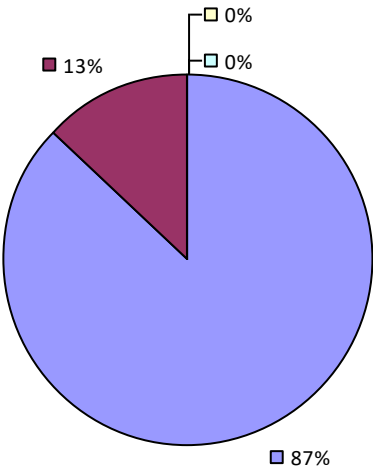
Student Performance



Teacher Observation

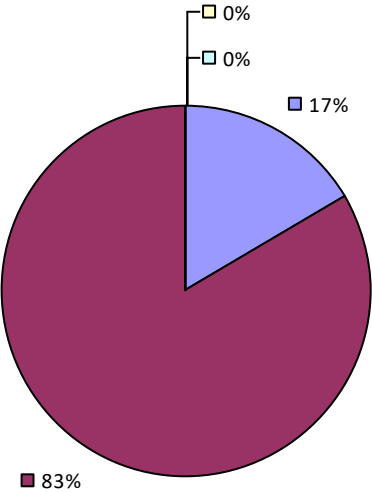


Overall Rating



2022-23 PRINCIPAL EVALUATION RESULTS

Student Performance



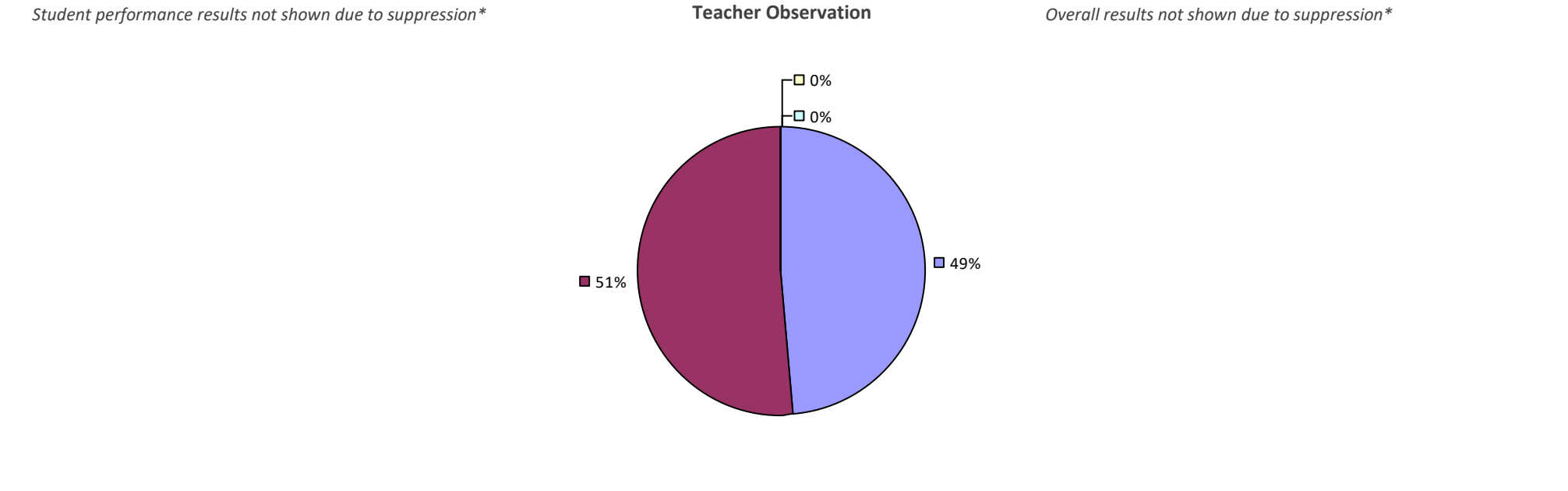
Principal school visit results not shown due to suppression*

Overall results not shown due to suppression*

* Data is suppressed if 100% of teachers/principals received the same rating or if the total teachers/principals in an LEA is less than five.

HARRISVILLE CSD

2022-23 TEACHER EVALUATION RESULTS



2022-23 PRINCIPAL EVALUATION RESULTS NOT SHOWN DUE TO SUPPRESSION*

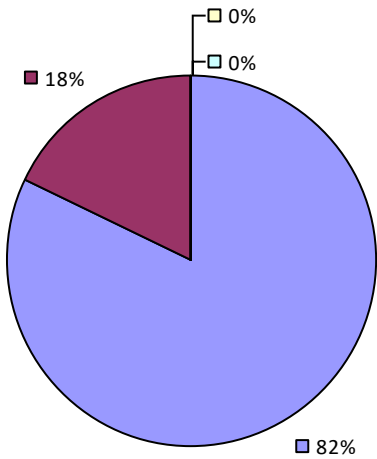
* Data is suppressed if 100% of teachers/principals received the same rating or if the total teachers/principals in an LEA is less than five.

HARTFORD CSD

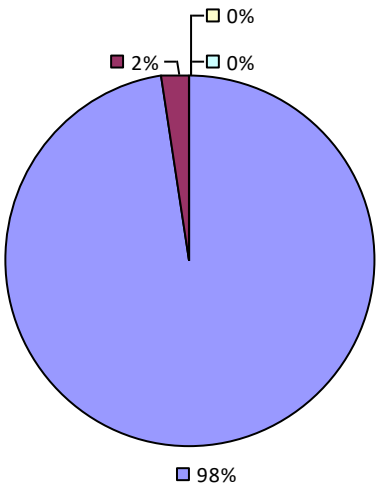
2022-23 TEACHER EVALUATION RESULTS

Student performance results not shown due to suppression*

Teacher Observation



Overall Rating



2022-23 PRINCIPAL EVALUATION RESULTS NOT SHOWN DUE TO SUPPRESSION*

* Data is suppressed if 100% of teachers/principals received the same rating or if the total teachers/principals in an LEA is less than five.

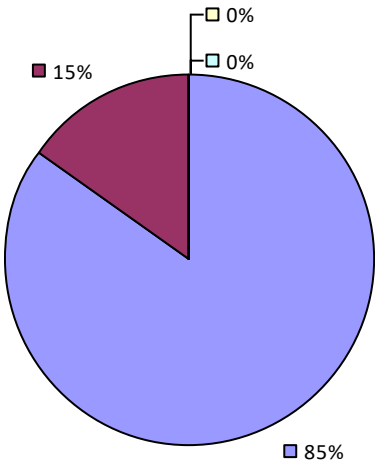
HASTINGS-ON-HUDSON UFSD

2022-23 TEACHER EVALUATION RESULTS

Student performance results not shown due to suppression*

Teacher Observation

Overall results not shown due to suppression*



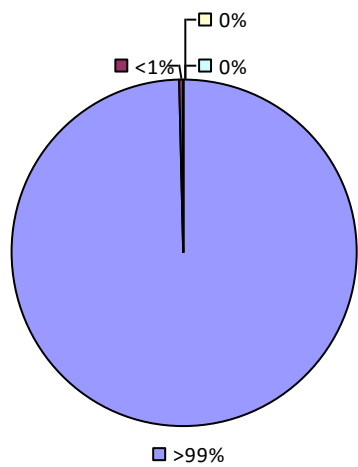
2022-23 PRINCIPAL EVALUATION RESULTS NOT SHOWN DUE TO SUPPRESSION*

* Data is suppressed if 100% of teachers/principals received the same rating or if the total teachers/principals in an LEA is less than five.

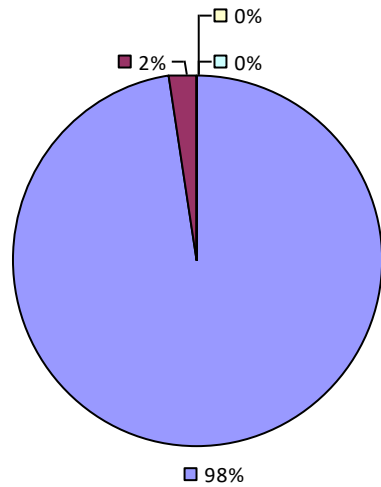
HAUPPAUGE UFSD

2022-23 TEACHER EVALUATION RESULTS

Student Performance



Teacher Observation



Overall results not shown due to suppression*

2022-23 PRINCIPAL EVALUATION RESULTS NOT SHOWN DUE TO SUPPRESSION*

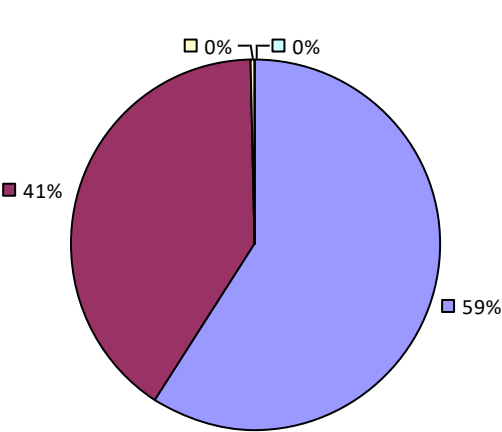
* Data is suppressed if 100% of teachers/principals received the same rating or if the total teachers/principals in an LEA is less than five.

HAVERSTRAW-STONY POINT CSD (NORTH RO

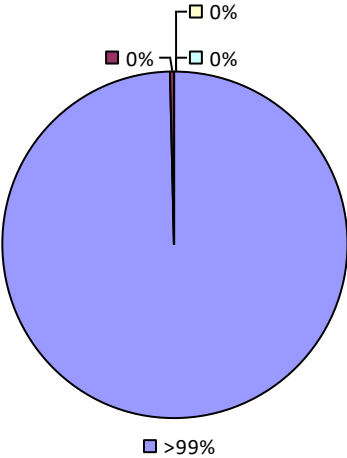
2022-23 TEACHER EVALUATION RESULTS

Student performance results not shown due to suppression*

Teacher Observation



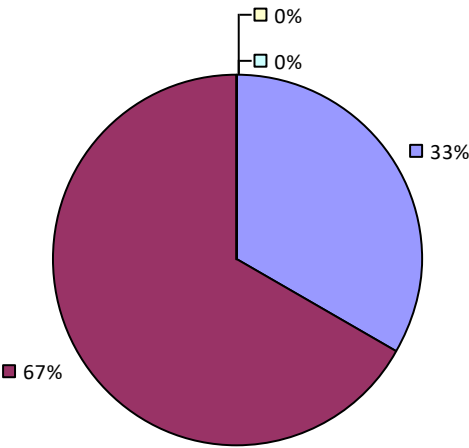
Overall Rating



2022-23 PRINCIPAL EVALUATION RESULTS

Student performance results not shown due to suppression*

Principal School Visits



Overall results not shown due to suppression*

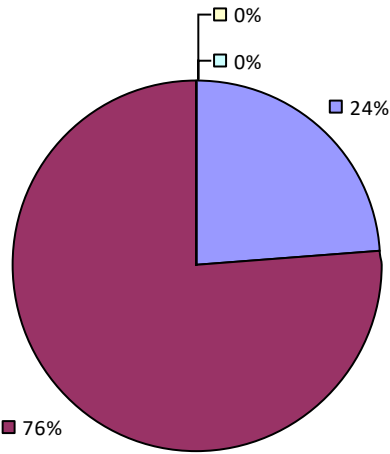
* Data is suppressed if 100% of teachers/principals received the same rating or if the total teachers/principals in an LEA is less than five.

HAWTHORNE-CEDAR KNOLLS UFSD

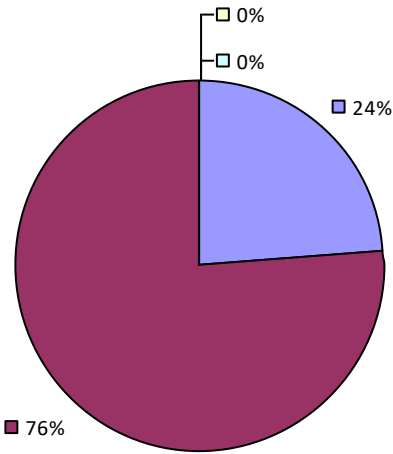
2022-23 TEACHER EVALUATION RESULTS

Student Performance

Teacher observation results not shown due to suppression*



Overall Rating



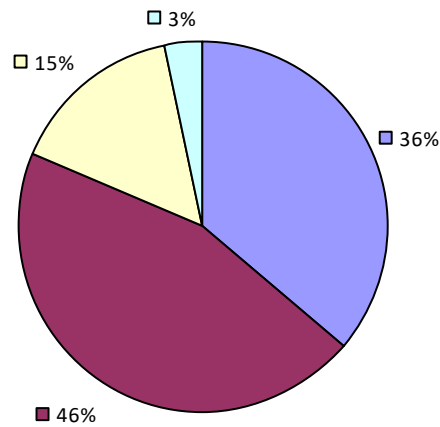
2022-23 PRINCIPAL EVALUATION RESULTS NOT SHOWN DUE TO SUPPRESSION*

* Data is suppressed if 100% of teachers/principals received the same rating or if the total teachers/principals in an LEA is less than five.

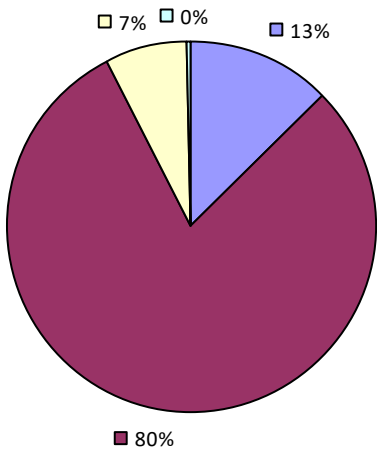
HEMPSTEAD UFSD

2022-23 TEACHER EVALUATION RESULTS

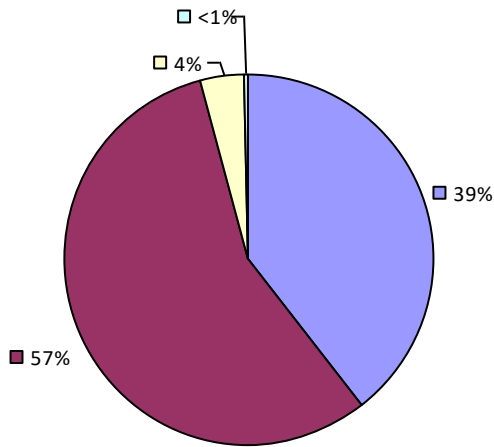
Student Performance



Teacher Observation

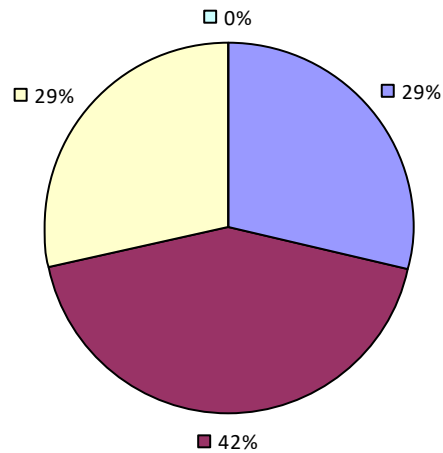


Overall Rating

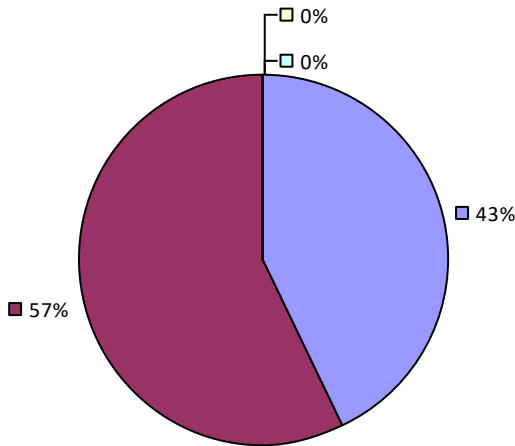


2022-23 PRINCIPAL EVALUATION RESULTS

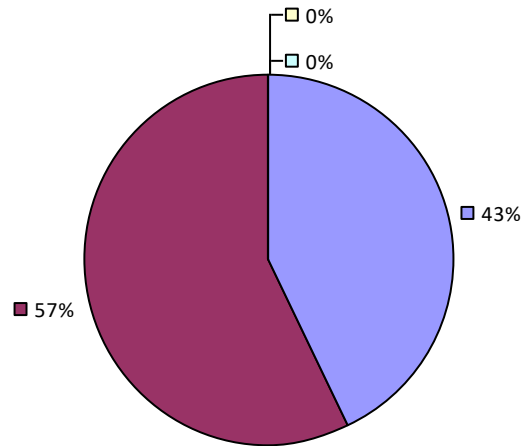
Student Performance



Principal School Visits



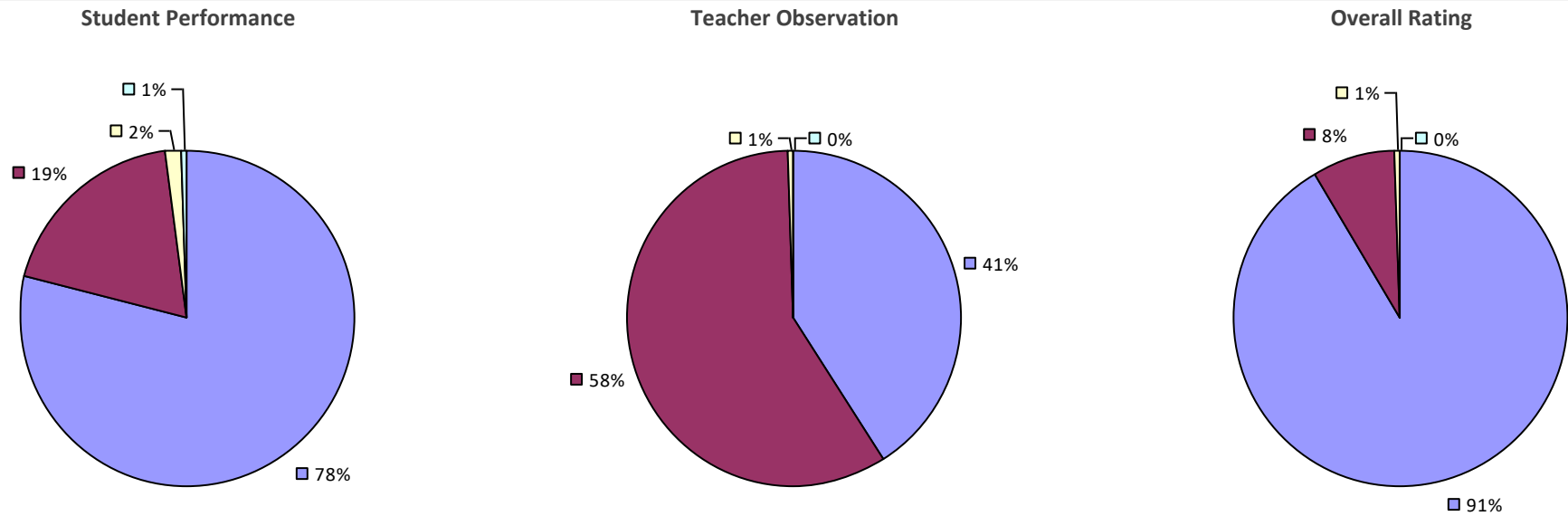
Overall Rating



* Data is suppressed if 100% of teachers/principals received the same rating or if the total teachers/principals in an LEA is less than five.

HENDRICK HUDSON CSD

2022-23 TEACHER EVALUATION RESULTS



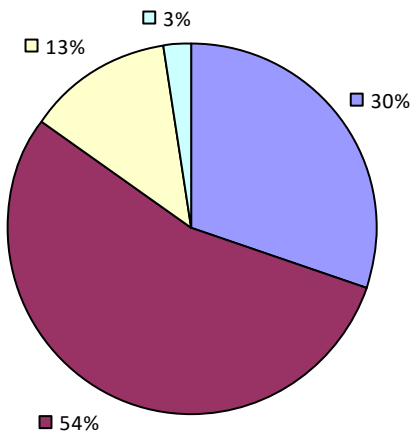
2022-23 PRINCIPAL EVALUATION RESULTS NOT SHOWN DUE TO SUPPRESSION*

* Data is suppressed if 100% of teachers/principals received the same rating or if the total teachers/principals in an LEA is less than five.

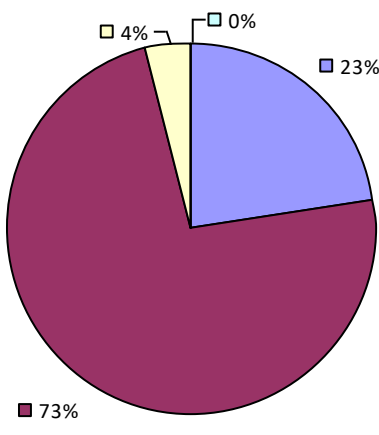
HERK-FULTON-HAMILTON-OTSEGO BOCES

2022-23 TEACHER EVALUATION RESULTS

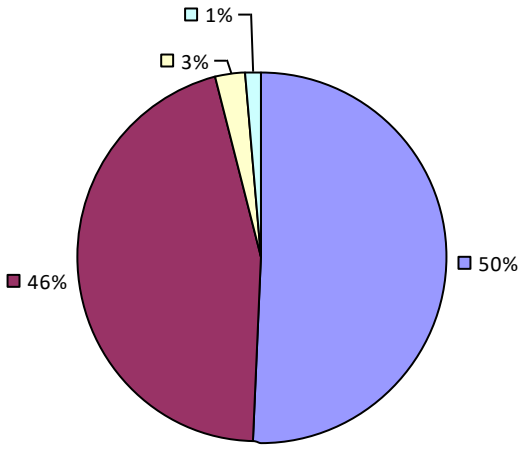
Student Performance



Teacher Observation



Overall Rating



2022-23 PRINCIPAL EVALUATION RESULTS NOT SHOWN DUE TO SUPPRESSION*

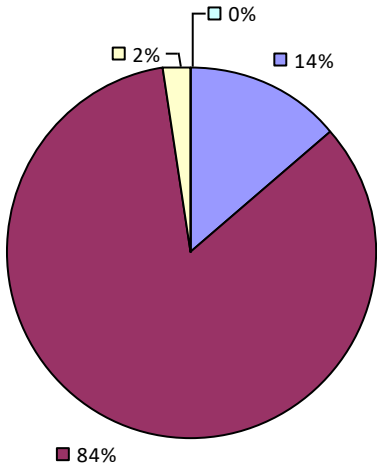
* Data is suppressed if 100% of teachers/principals received the same rating or if the total teachers/principals in an LEA is less than five.

HERKIMER CSD

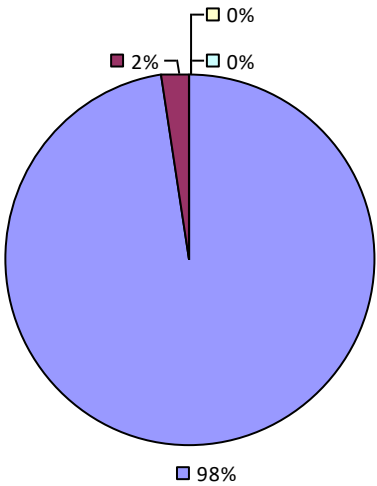
2022-23 TEACHER EVALUATION RESULTS

Student performance results not shown due to suppression*

Teacher Observation



Overall Rating



2022-23 PRINCIPAL EVALUATION RESULTS NOT SHOWN DUE TO SUPPRESSION*

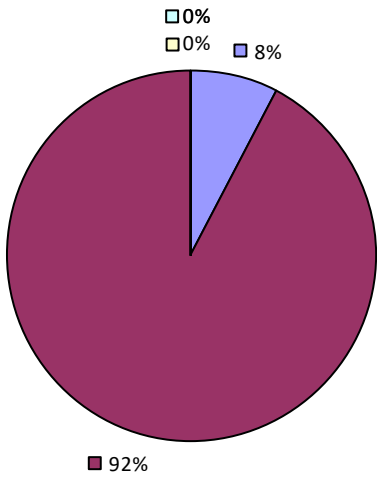
* Data is suppressed if 100% of teachers/principals received the same rating or if the total teachers/principals in an LEA is less than five.

HERMON-DEKALB CSD

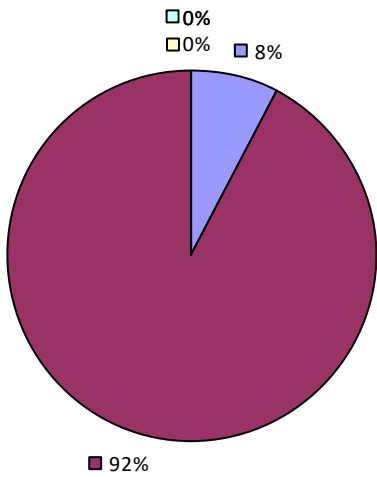
2022-23 TEACHER EVALUATION RESULTS

Student performance results not shown due to suppression*

Teacher Observation



Overall Rating



2022-23 PRINCIPAL EVALUATION RESULTS NOT SHOWN DUE TO SUPPRESSION*

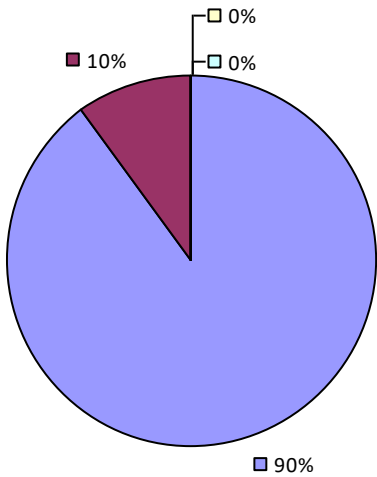
* Data is suppressed if 100% of teachers/principals received the same rating or if the total teachers/principals in an LEA is less than five.

HERRICKS UFSD

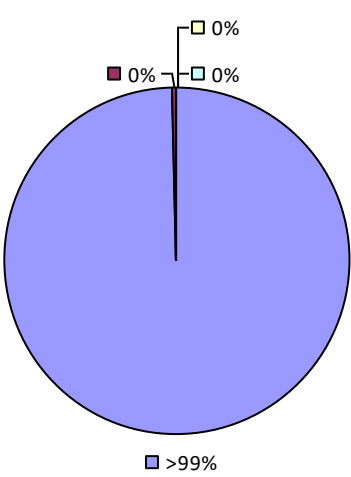
2022-23 TEACHER EVALUATION RESULTS

Student performance results not shown due to suppression*

Teacher Observation



Overall Rating



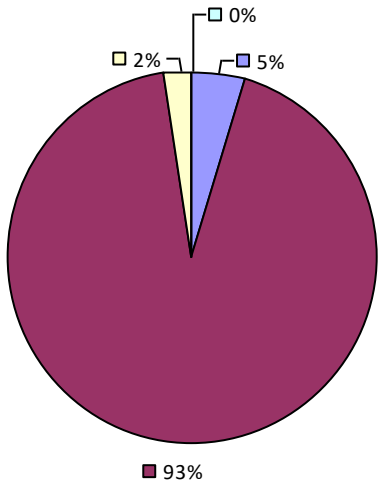
2022-23 PRINCIPAL EVALUATION RESULTS NOT SHOWN DUE TO SUPPRESSION*

* Data is suppressed if 100% of teachers/principals received the same rating or if the total teachers/principals in an LEA is less than five.

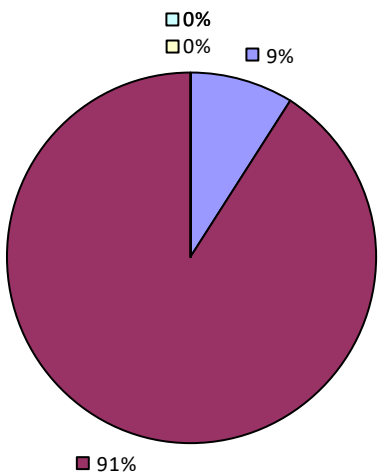
HEUVELTON CSD

2022-23 TEACHER EVALUATION RESULTS

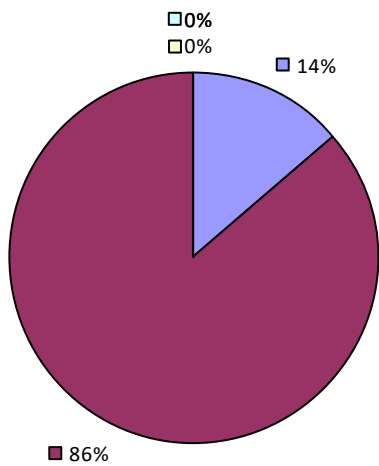
Student Performance



Teacher Observation



Overall Rating

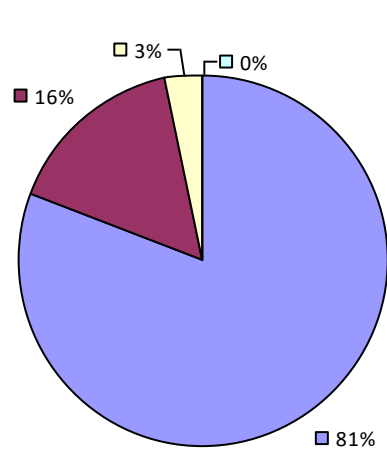


2022-23 PRINCIPAL EVALUATION RESULTS NOT SHOWN DUE TO SUPPRESSION*

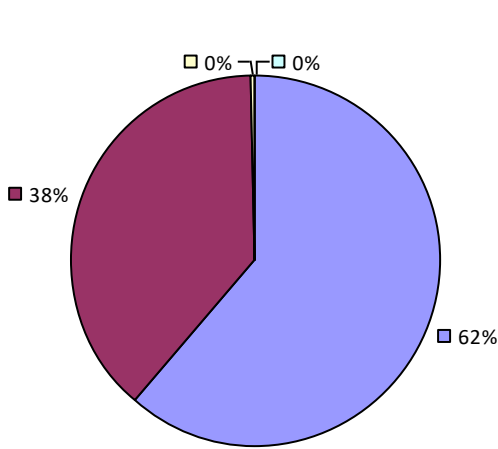
* Data is suppressed if 100% of teachers/principals received the same rating or if the total teachers/principals in an LEA is less than five.

HEWLETT-WOODMERE UFSD
2022-23 TEACHER EVALUATION RESULTS

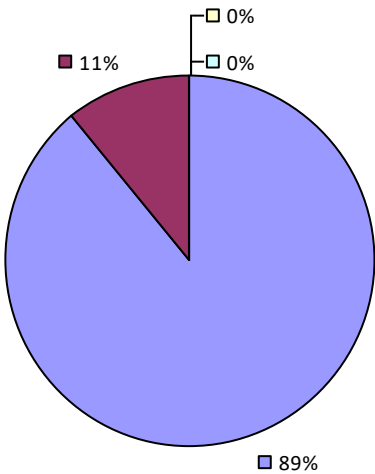
Student Performance



Teacher Observation



Overall Rating



2022-23 PRINCIPAL EVALUATION RESULTS NOT SHOWN DUE TO SUPPRESSION*

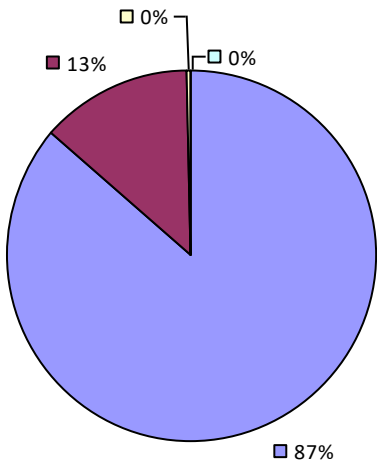
* Data is suppressed if 100% of teachers/principals received the same rating or if the total teachers/principals in an LEA is less than five.

HICKSVILLE UFSD

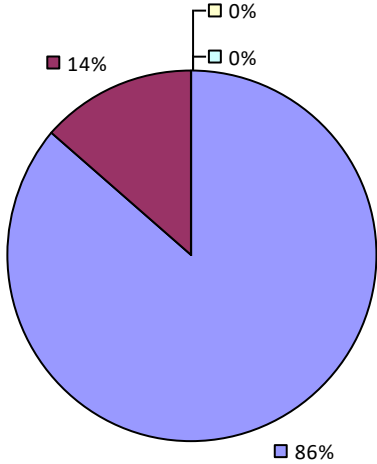
2022-23 TEACHER EVALUATION RESULTS

Student performance results not shown due to suppression*

Teacher Observation



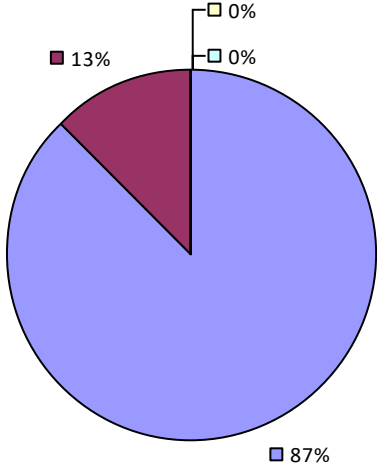
Overall Rating



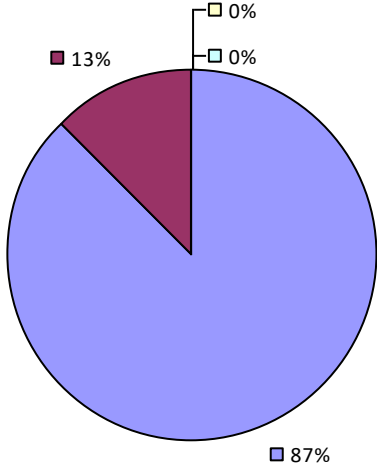
2022-23 PRINCIPAL EVALUATION RESULTS

Student performance results not shown due to suppression*

Principal School Visits



Overall Rating



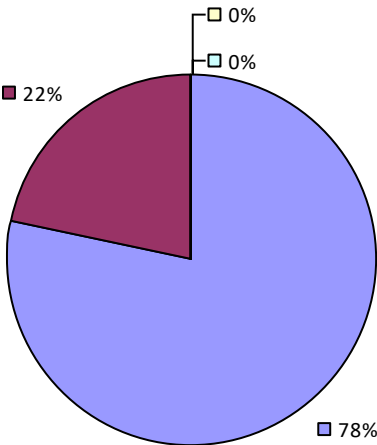
* Data is suppressed if 100% of teachers/principals received the same rating or if the total teachers/principals in an LEA is less than five.

HIGHLAND CSD

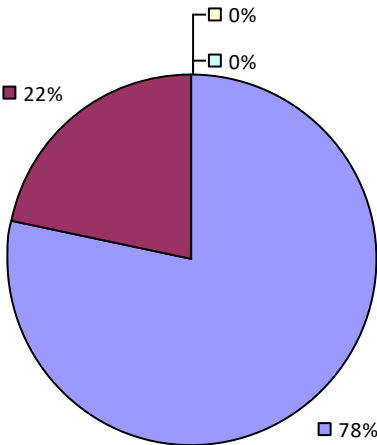
2022-23 TEACHER EVALUATION RESULTS

Student performance results not shown due to suppression*

Teacher Observation



Overall Rating



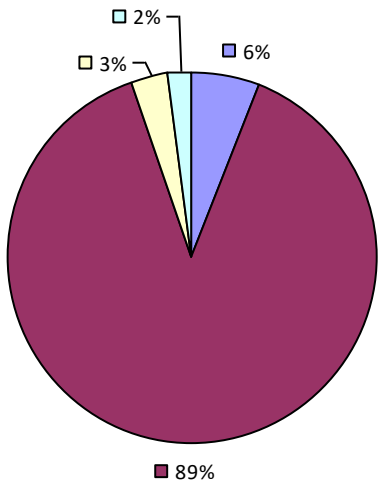
2022-23 PRINCIPAL EVALUATION RESULTS NOT SHOWN DUE TO SUPPRESSION*

* Data is suppressed if 100% of teachers/principals received the same rating or if the total teachers/principals in an LEA is less than five.

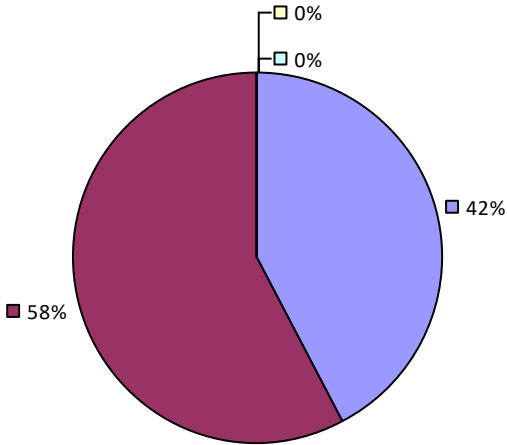
HIGHLAND FALLS CSD

2022-23 TEACHER EVALUATION RESULTS

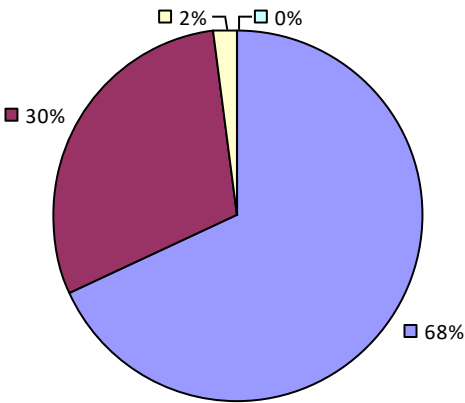
Student Performance



Teacher Observation



Overall Rating



2022-23 PRINCIPAL EVALUATION RESULTS NOT SUBMITTED

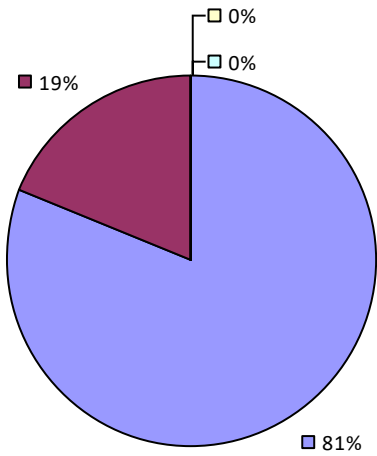
* Data is suppressed if 100% of teachers/principals received the same rating or if the total teachers/principals in an LEA is less than five.

HILTON CSD

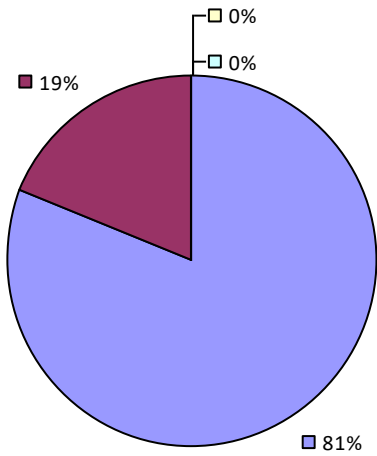
2022-23 TEACHER EVALUATION RESULTS

Student performance results not shown due to suppression*

Teacher Observation



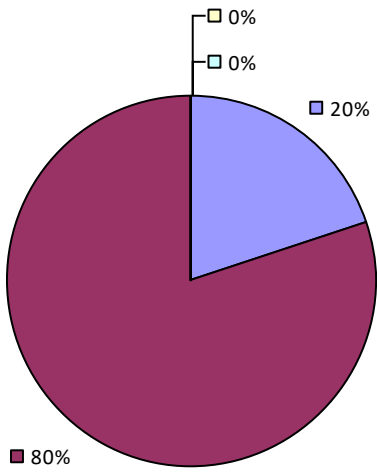
Overall Rating



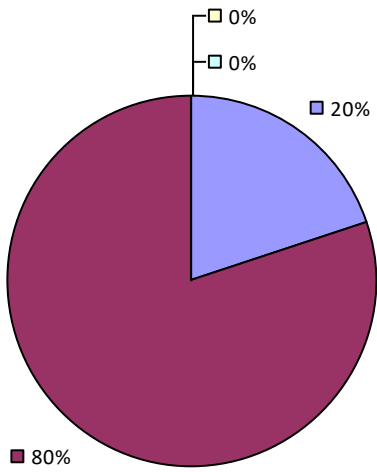
2022-23 PRINCIPAL EVALUATION RESULTS

Student performance results not shown due to suppression*

Principal School Visits



Overall Rating

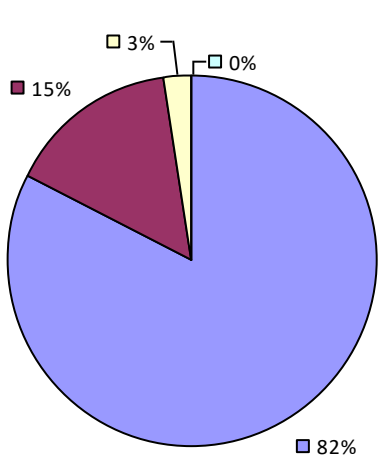


* Data is suppressed if 100% of teachers/principals received the same rating or if the total teachers/principals in an LEA is less than five.

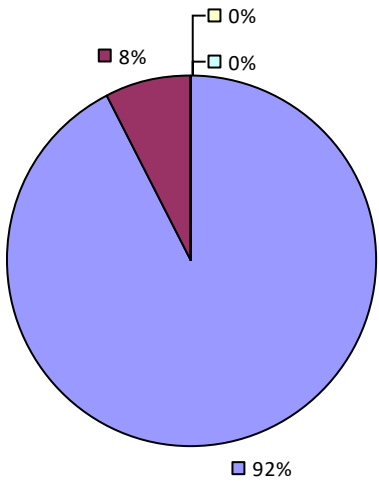
HINSDALE CSD

2022-23 TEACHER EVALUATION RESULTS

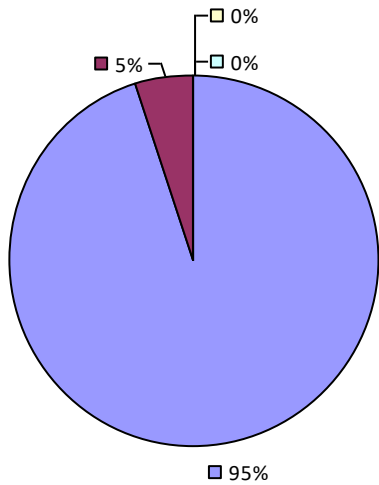
Student Performance



Teacher Observation



Overall Rating



2022-23 PRINCIPAL EVALUATION RESULTS NOT SUBMITTED

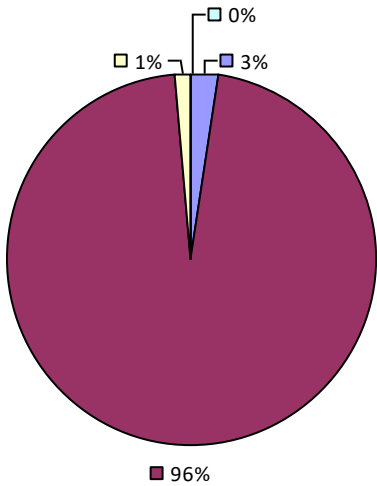
* Data is suppressed if 100% of teachers/principals received the same rating or if the total teachers/principals in an LEA is less than five.

HOLLAND CSD

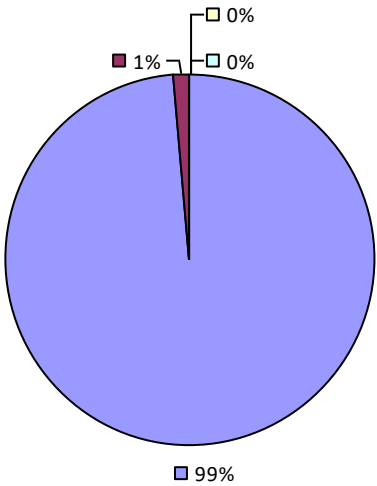
2022-23 TEACHER EVALUATION RESULTS

Student performance results not shown due to suppression*

Teacher Observation



Overall Rating



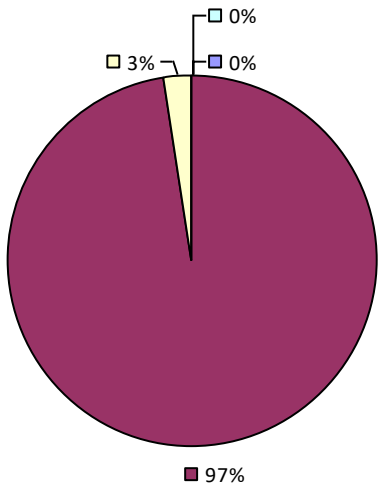
2022-23 PRINCIPAL EVALUATION RESULTS NOT SHOWN DUE TO SUPPRESSION*

* Data is suppressed if 100% of teachers/principals received the same rating or if the total teachers/principals in an LEA is less than five.

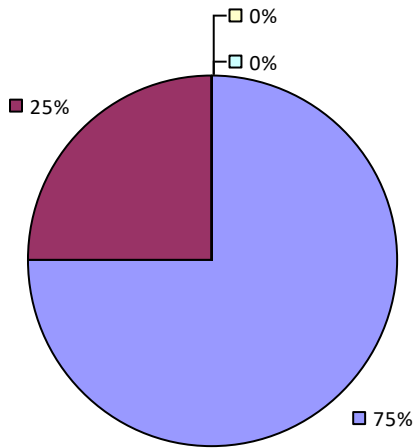
HOLLAND PATENT CSD

2022-23 TEACHER EVALUATION RESULTS

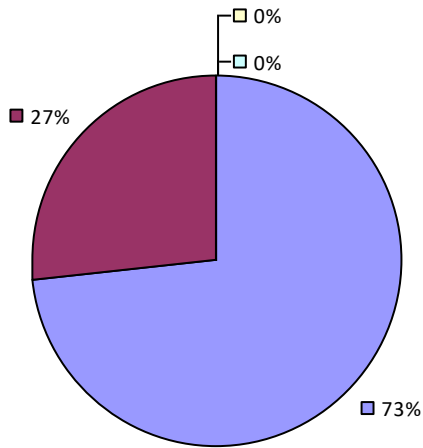
Student Performance



Teacher Observation



Overall Rating



2022-23 PRINCIPAL EVALUATION RESULTS NOT SHOWN DUE TO SUPPRESSION*

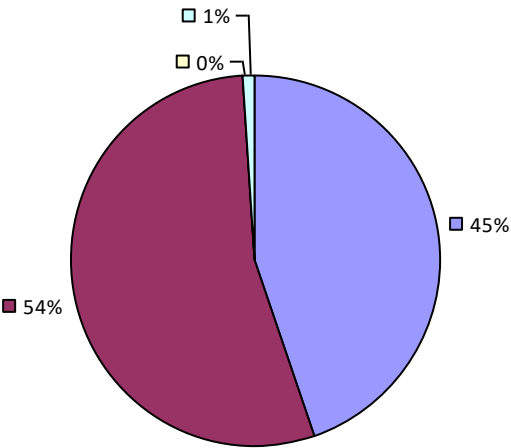
* Data is suppressed if 100% of teachers/principals received the same rating or if the total teachers/principals in an LEA is less than five.

HOLLEY CSD

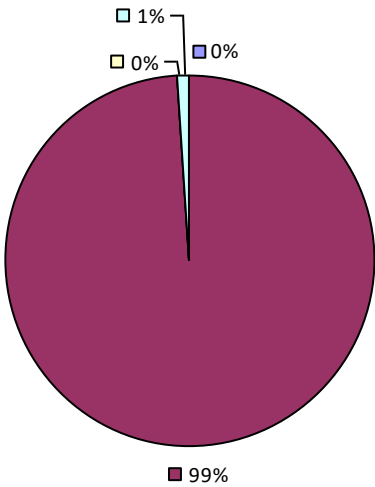
2022-23 TEACHER EVALUATION RESULTS

Student performance results not shown due to suppression*

Teacher Observation



Overall Rating



2022-23 PRINCIPAL EVALUATION RESULTS NOT SHOWN DUE TO SUPPRESSION*

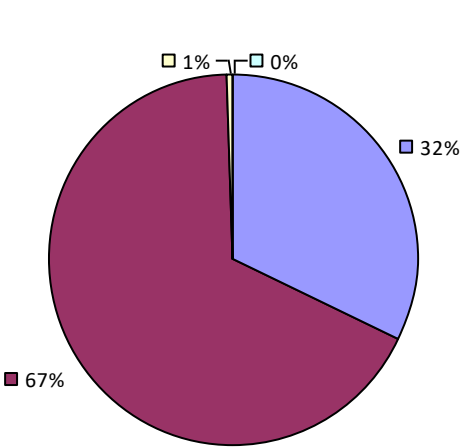
* Data is suppressed if 100% of teachers/principals received the same rating or if the total teachers/principals in an LEA is less than five.

HOMER CSD

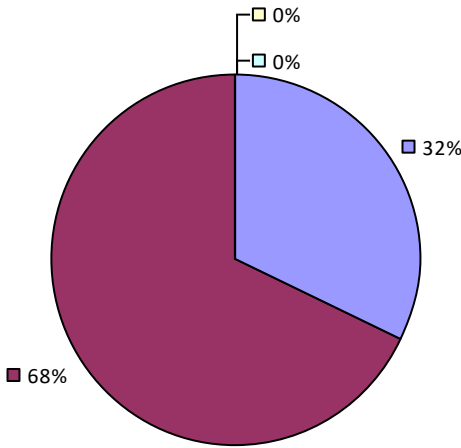
2022-23 TEACHER EVALUATION RESULTS

Student performance results not shown due to suppression*

Teacher Observation



Overall Rating



2022-23 PRINCIPAL EVALUATION RESULTS NOT SHOWN DUE TO SUPPRESSION*

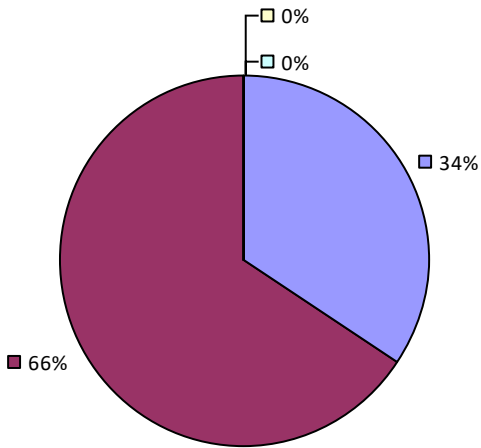
* Data is suppressed if 100% of teachers/principals received the same rating or if the total teachers/principals in an LEA is less than five.

HONEOYE CSD

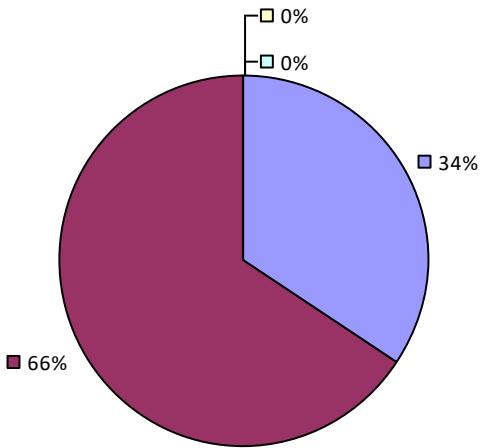
2022-23 TEACHER EVALUATION RESULTS

Student performance results not shown due to suppression*

Teacher Observation



Overall Rating



2022-23 PRINCIPAL EVALUATION RESULTS NOT SHOWN DUE TO SUPPRESSION*

* Data is suppressed if 100% of teachers/principals received the same rating or if the total teachers/principals in an LEA is less than five.

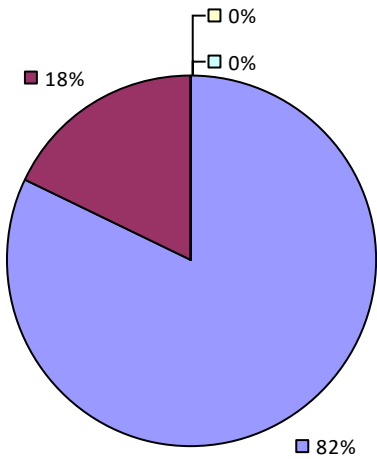
HONEOYE FALLS-LIMA CSD

2022-23 TEACHER EVALUATION RESULTS

Student performance results not shown due to suppression*

Teacher Observation

Overall results not shown due to suppression*



2022-23 PRINCIPAL EVALUATION RESULTS NOT SHOWN DUE TO SUPPRESSION*

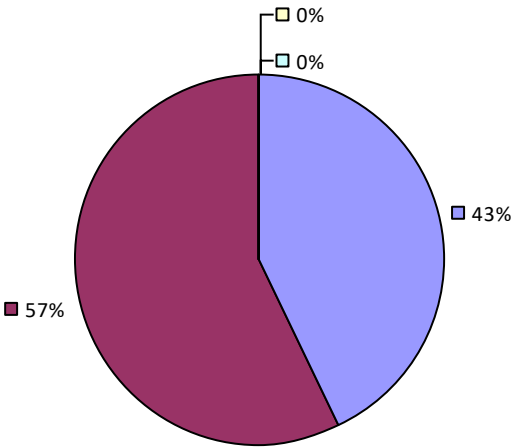
* Data is suppressed if 100% of teachers/principals received the same rating or if the total teachers/principals in an LEA is less than five.

HOOSIC VALLEY CSD

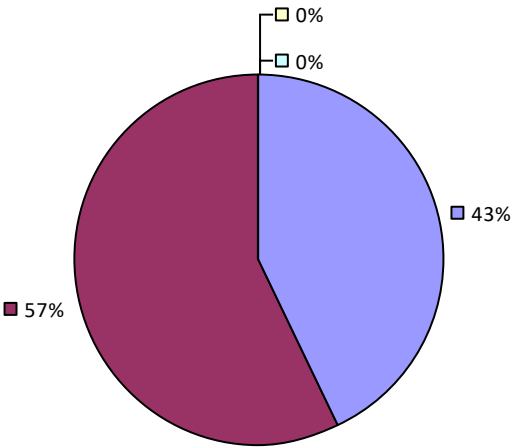
2022-23 TEACHER EVALUATION RESULTS

Student performance results not shown due to suppression*

Teacher Observation



Overall Rating



2022-23 PRINCIPAL EVALUATION RESULTS NOT SHOWN DUE TO SUPPRESSION*

* Data is suppressed if 100% of teachers/principals received the same rating or if the total teachers/principals in an LEA is less than five.

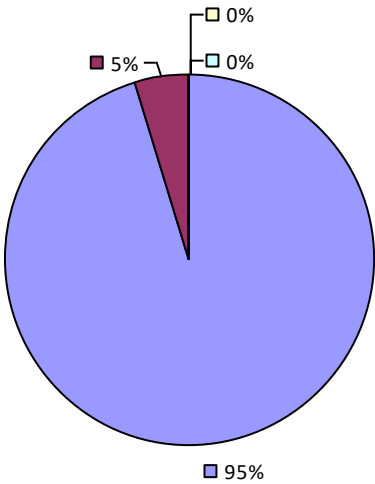
HOOSICK FALLS CSD

2022-23 TEACHER EVALUATION RESULTS

Student performance results not shown due to suppression*

Teacher Observation

Overall results not shown due to suppression*



2022-23 PRINCIPAL EVALUATION RESULTS NOT SHOWN DUE TO SUPPRESSION*

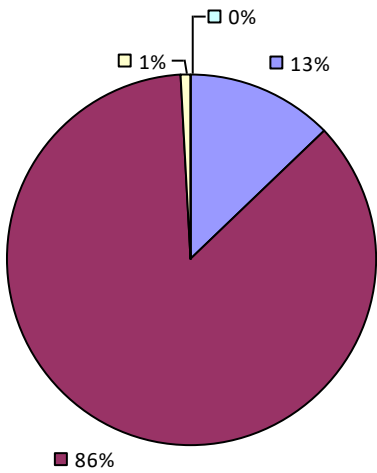
* Data is suppressed if 100% of teachers/principals received the same rating or if the total teachers/principals in an LEA is less than five.

HORNELL CITY SD

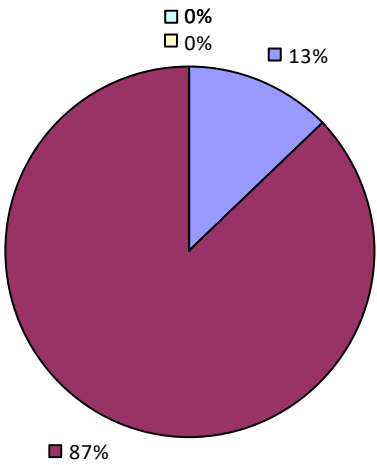
2022-23 TEACHER EVALUATION RESULTS

Student performance results not shown due to suppression*

Teacher Observation



Overall Rating



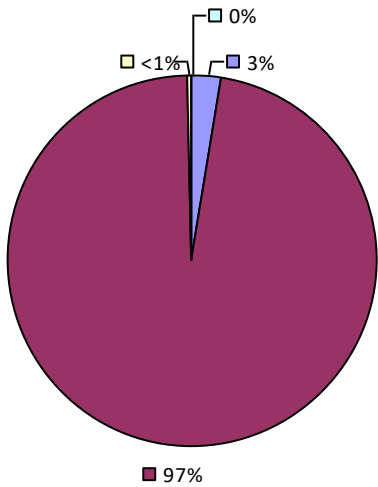
2022-23 PRINCIPAL EVALUATION RESULTS NOT SHOWN DUE TO SUPPRESSION*

* Data is suppressed if 100% of teachers/principals received the same rating or if the total teachers/principals in an LEA is less than five.

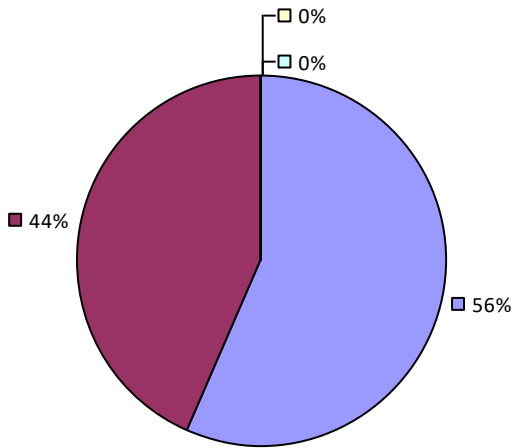
HORSEHEADS CSD

2022-23 TEACHER EVALUATION RESULTS

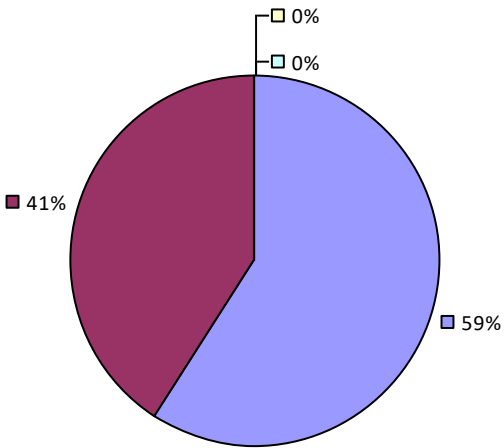
Student Performance



Teacher Observation



Overall Rating



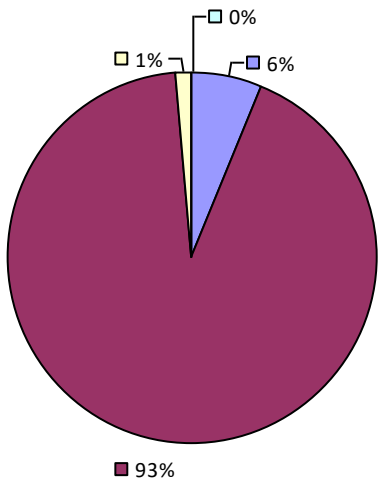
2022-23 PRINCIPAL EVALUATION RESULTS NOT SHOWN DUE TO SUPPRESSION*

* Data is suppressed if 100% of teachers/principals received the same rating or if the total teachers/principals in an LEA is less than five.

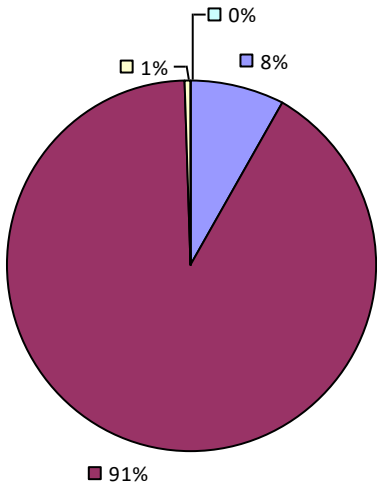
HUDSON CITY SD

2022-23 TEACHER EVALUATION RESULTS

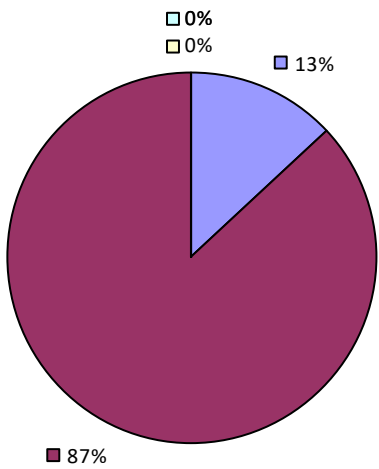
Student Performance



Teacher Observation



Overall Rating



2022-23 PRINCIPAL EVALUATION RESULTS NOT SHOWN DUE TO SUPPRESSION*

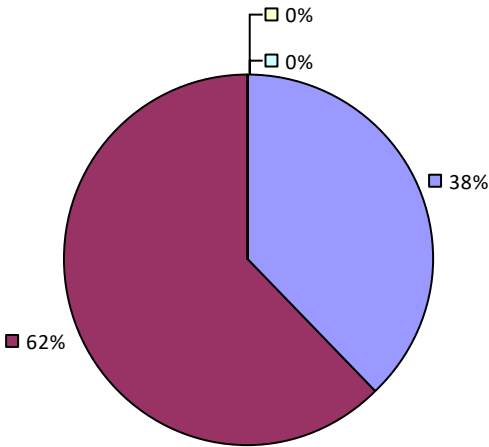
* Data is suppressed if 100% of teachers/principals received the same rating or if the total teachers/principals in an LEA is less than five.

HUDSON FALLS CSD

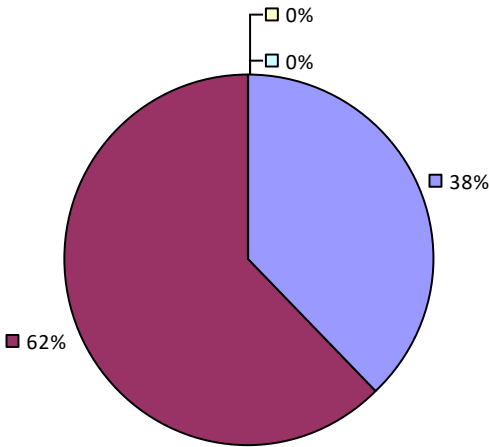
2022-23 TEACHER EVALUATION RESULTS

Student performance results not shown due to suppression*

Teacher Observation



Overall Rating



2022-23 PRINCIPAL EVALUATION RESULTS NOT SHOWN DUE TO SUPPRESSION*

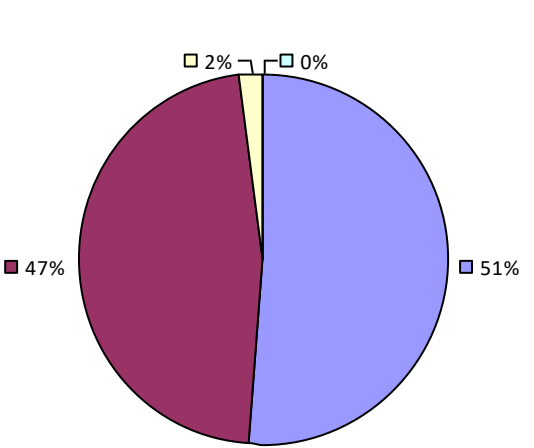
* Data is suppressed if 100% of teachers/principals received the same rating or if the total teachers/principals in an LEA is less than five.

HUNTER-TANNERSVILLE CSD

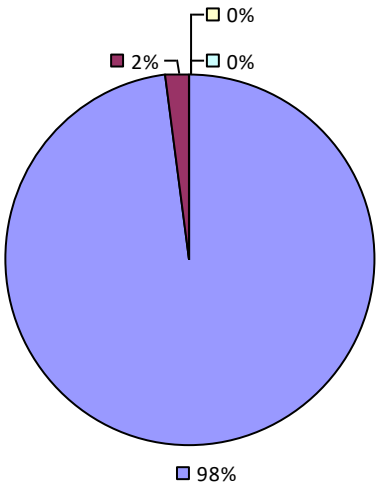
2022-23 TEACHER EVALUATION RESULTS

Student performance results not shown due to suppression*

Teacher Observation



Overall Rating



2022-23 PRINCIPAL EVALUATION RESULTS NOT SHOWN DUE TO SUPPRESSION*

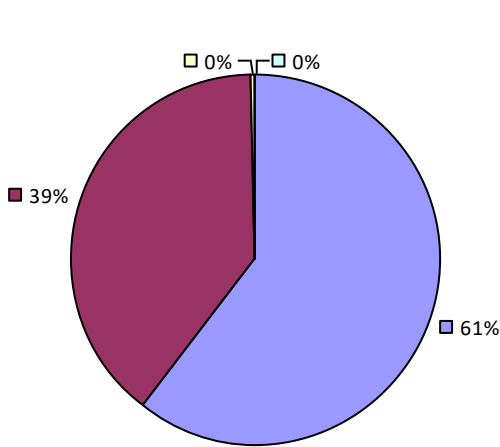
* Data is suppressed if 100% of teachers/principals received the same rating or if the total teachers/principals in an LEA is less than five.

HUNTINGTON UFSD

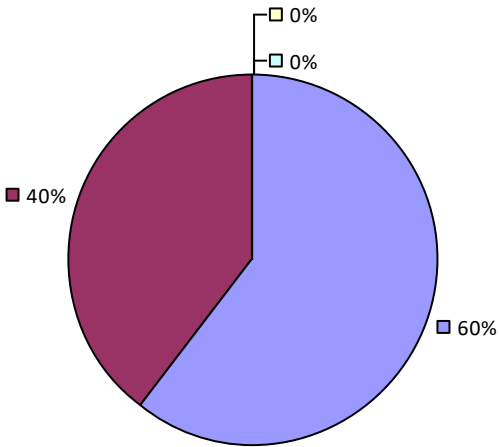
2022-23 TEACHER EVALUATION RESULTS

Student performance results not shown due to suppression*

Teacher Observation



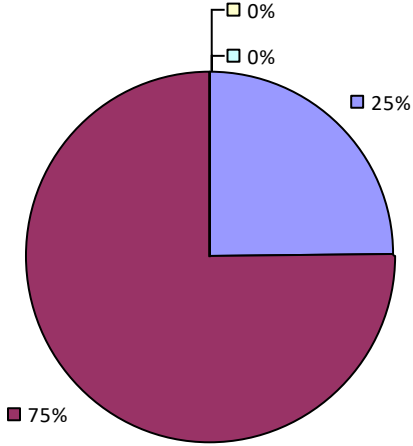
Overall Rating



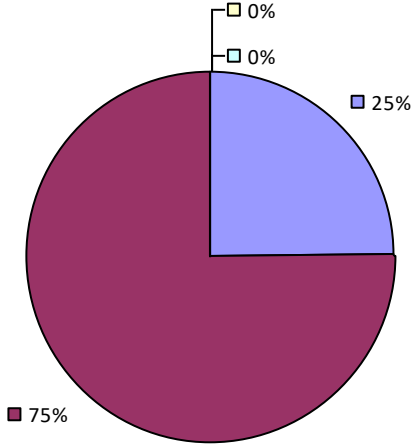
2022-23 PRINCIPAL EVALUATION RESULTS

Student performance results not shown due to suppression*

Principal School Visits



Overall Rating

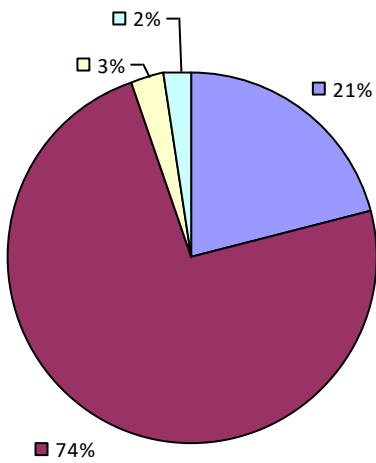


* Data is suppressed if 100% of teachers/principals received the same rating or if the total teachers/principals in an LEA is less than five.

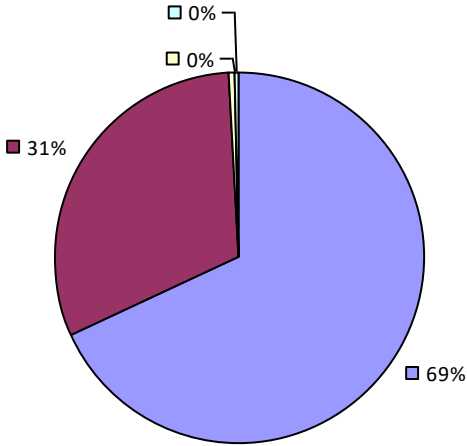
HYDE PARK CSD

2022-23 TEACHER EVALUATION RESULTS

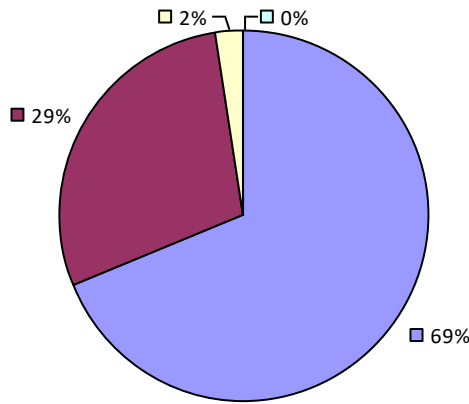
Student Performance



Teacher Observation

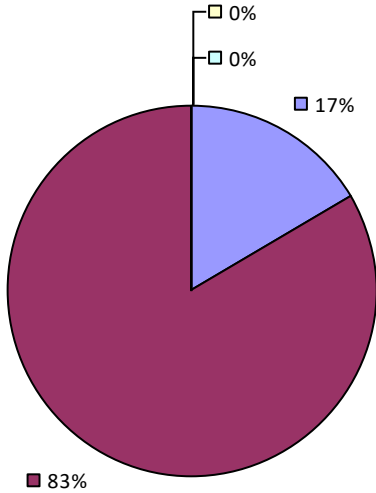


Overall Rating

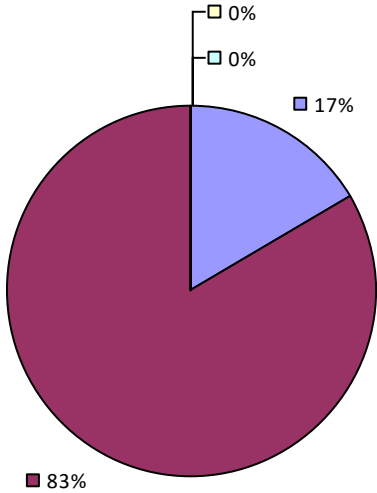


2022-23 PRINCIPAL EVALUATION RESULTS

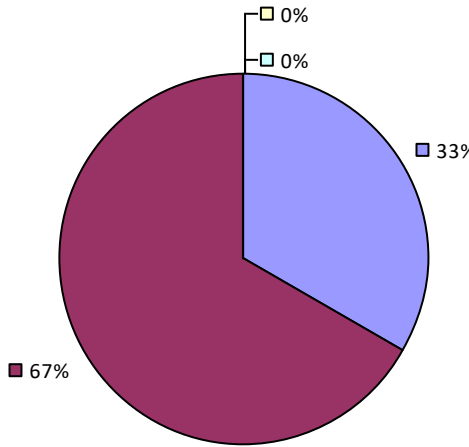
Student Performance



Principal School Visits



Overall Rating



* Data is suppressed if 100% of teachers/principals received the same rating or if the total teachers/principals in an LEA is less than five.

INDIAN LAKE CSD

2022-23 TEACHER EVALUATION RESULTS NOT SHOWN DUE TO SUPPRESSION*

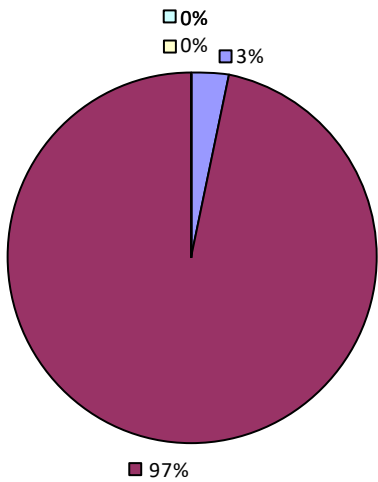
2022-23 PRINCIPAL EVALUATION RESULTS NOT SHOWN DUE TO SUPPRESSION*

* Data is suppressed if 100% of teachers/principals received the same rating or if the total teachers/principals in an LEA is less than five.

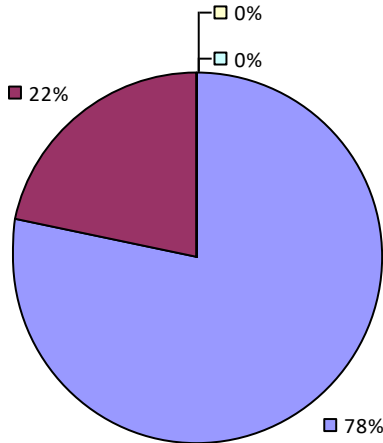
INDIAN RIVER CSD

2022-23 TEACHER EVALUATION RESULTS

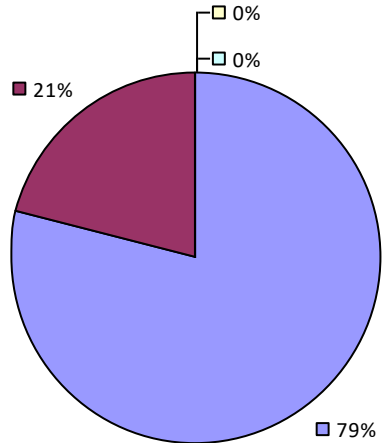
Student Performance



Teacher Observation



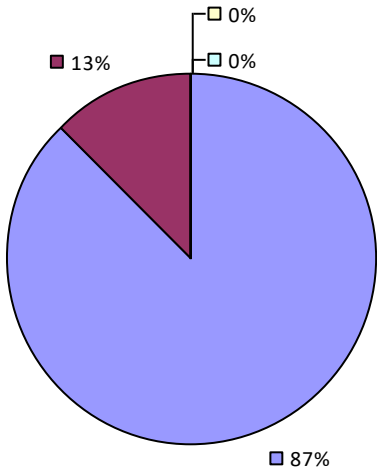
Overall Rating



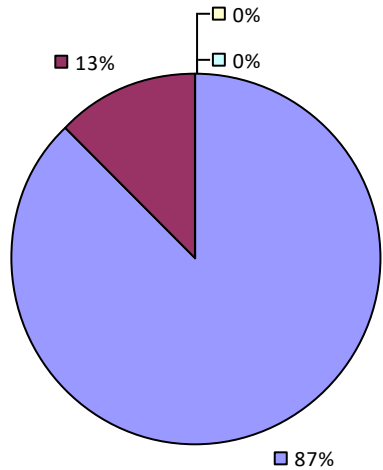
2022-23 PRINCIPAL EVALUATION RESULTS

Student performance results not shown due to suppression*

Principal School Visits



Overall Rating

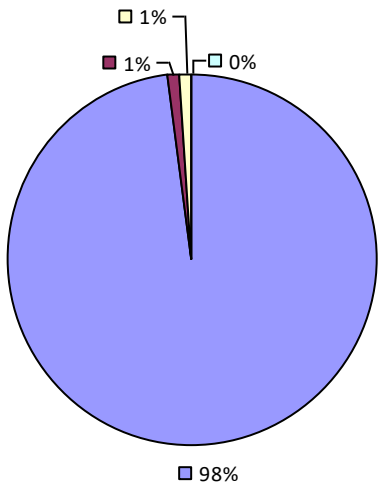


* Data is suppressed if 100% of teachers/principals received the same rating or if the total teachers/principals in an LEA is less than five.

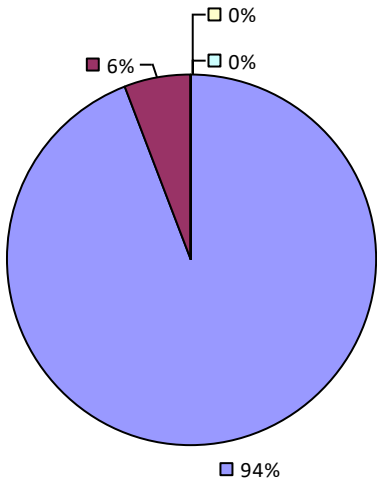
IROQUOIS CSD

2022-23 TEACHER EVALUATION RESULTS

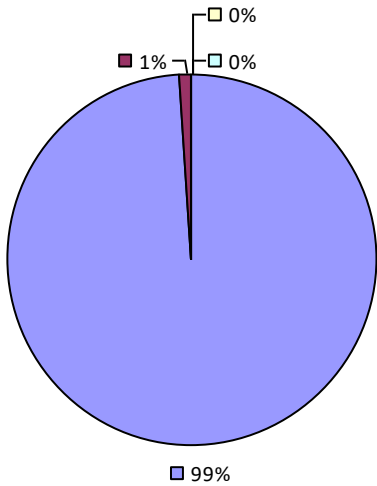
Student Performance



Teacher Observation



Overall Rating

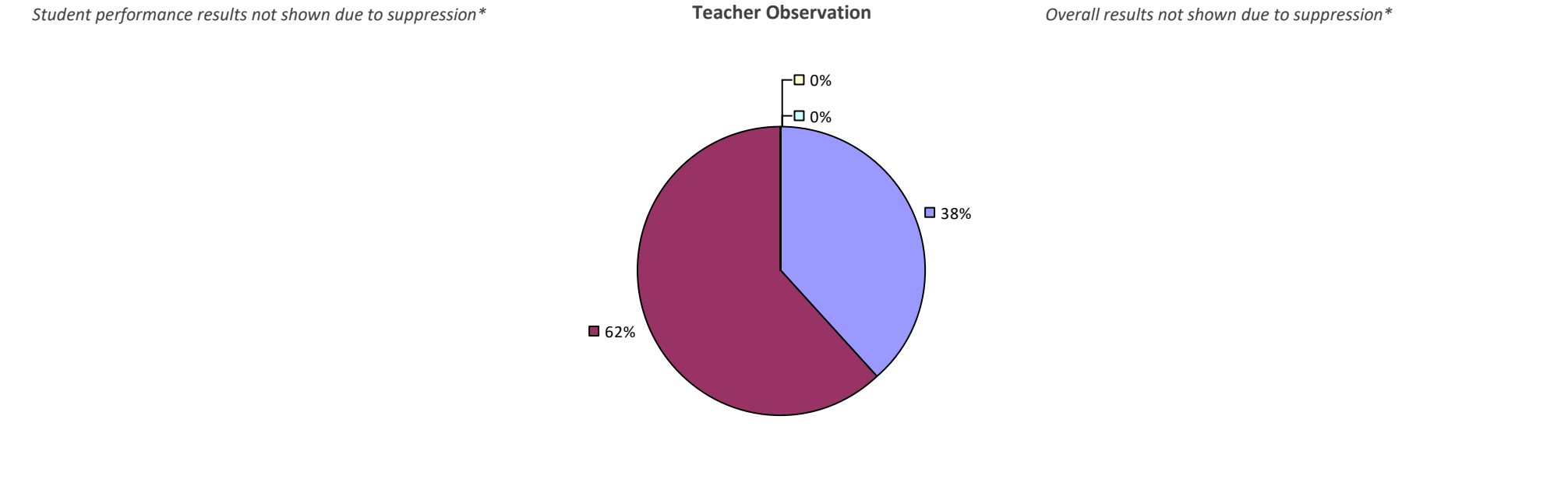


2022-23 PRINCIPAL EVALUATION RESULTS NOT SHOWN DUE TO SUPPRESSION*

* Data is suppressed if 100% of teachers/principals received the same rating or if the total teachers/principals in an LEA is less than five.

IRVINGTON UFSD

2022-23 TEACHER EVALUATION RESULTS



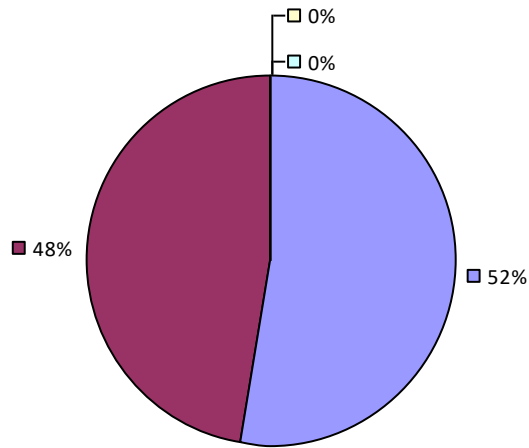
2022-23 PRINCIPAL EVALUATION RESULTS NOT SHOWN DUE TO SUPPRESSION*

* Data is suppressed if 100% of teachers/principals received the same rating or if the total teachers/principals in an LEA is less than five.

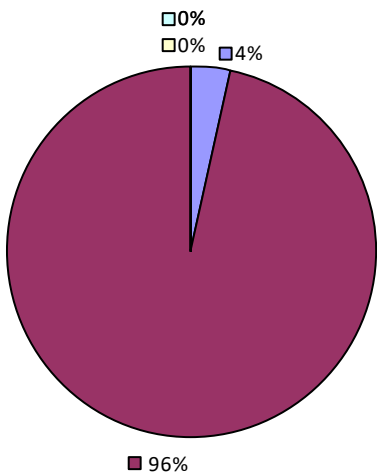
ISLAND PARK UFSD

2022-23 TEACHER EVALUATION RESULTS

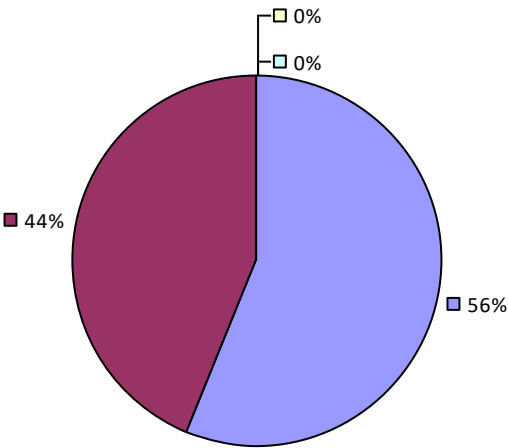
Student Performance



Teacher Observation



Overall Rating



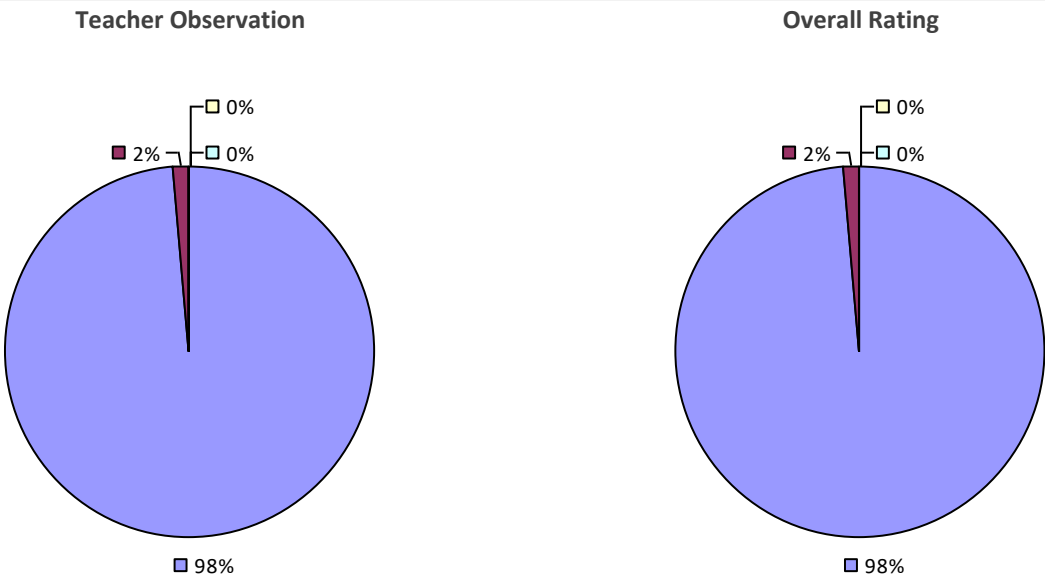
2022-23 PRINCIPAL EVALUATION RESULTS NOT SHOWN DUE TO SUPPRESSION*

* Data is suppressed if 100% of teachers/principals received the same rating or if the total teachers/principals in an LEA is less than five.

ISLAND TREES UFSD

2022-23 TEACHER EVALUATION RESULTS

Student performance results not shown due to suppression*



2022-23 PRINCIPAL EVALUATION RESULTS NOT SHOWN DUE TO SUPPRESSION*

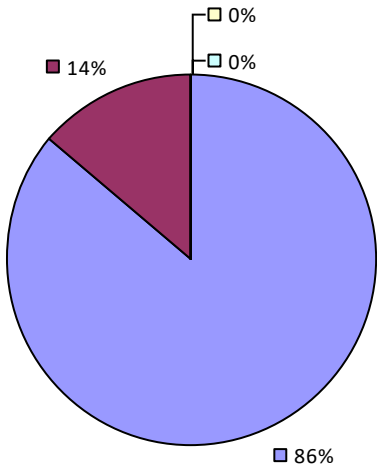
* Data is suppressed if 100% of teachers/principals received the same rating or if the total teachers/principals in an LEA is less than five.

ISLIP UFSD

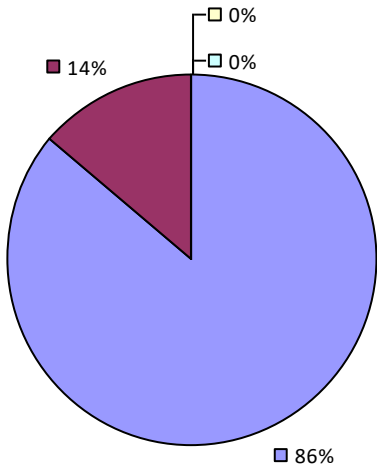
2022-23 TEACHER EVALUATION RESULTS

Student performance results not shown due to suppression*

Teacher Observation



Overall Rating

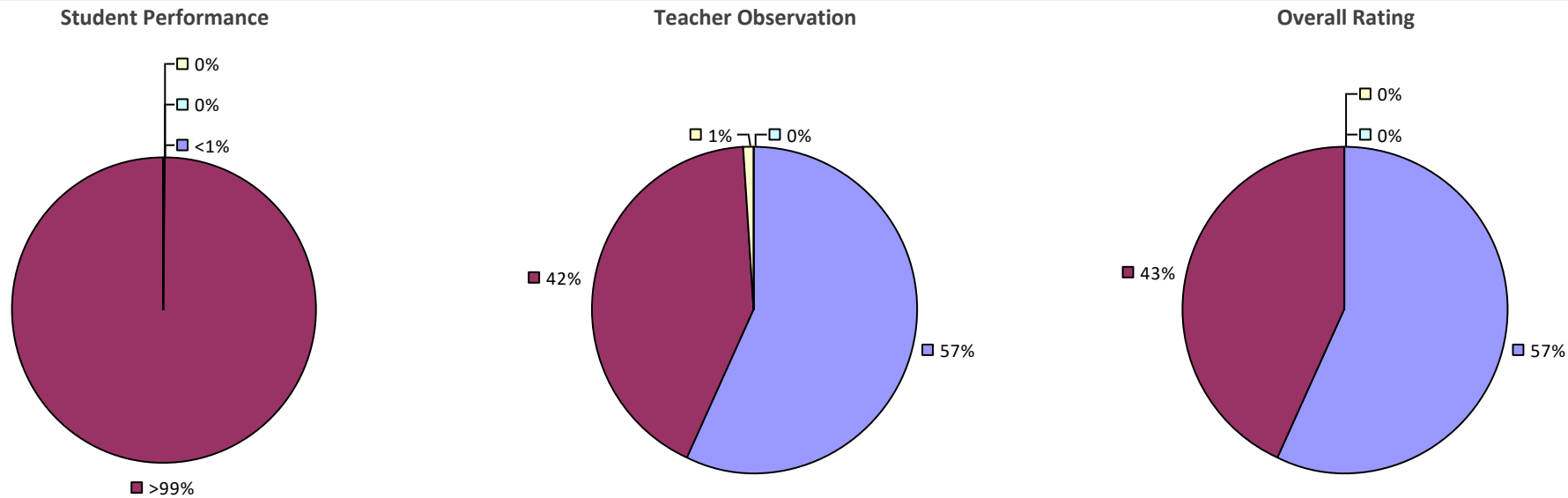


2022-23 PRINCIPAL EVALUATION RESULTS NOT SHOWN DUE TO SUPPRESSION*

* Data is suppressed if 100% of teachers/principals received the same rating or if the total teachers/principals in an LEA is less than five.

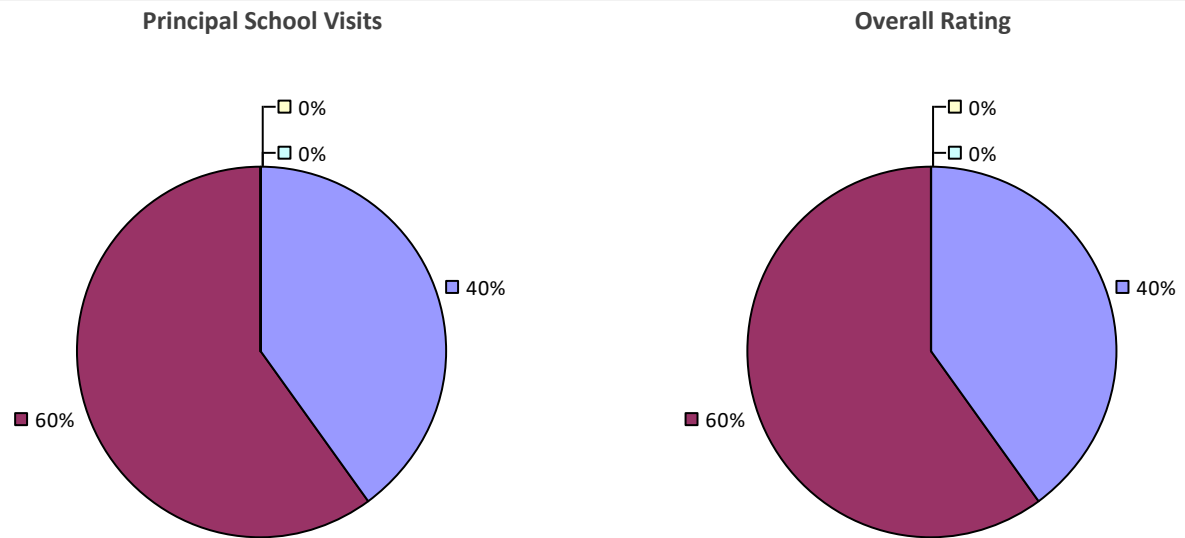
ITHACA CITY SD

2022-23 TEACHER EVALUATION RESULTS



2022-23 PRINCIPAL EVALUATION RESULTS

Student performance results not shown due to suppression*



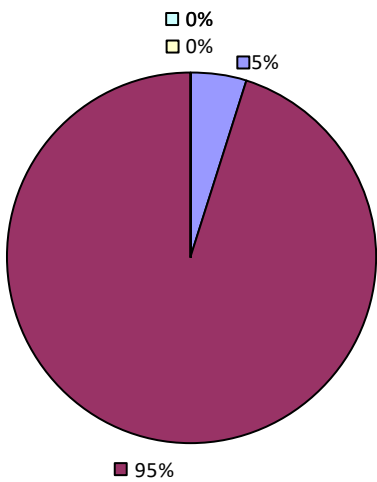
* Data is suppressed if 100% of teachers/principals received the same rating or if the total teachers/principals in an LEA is less than five.

JAMESTOWN CITY SD

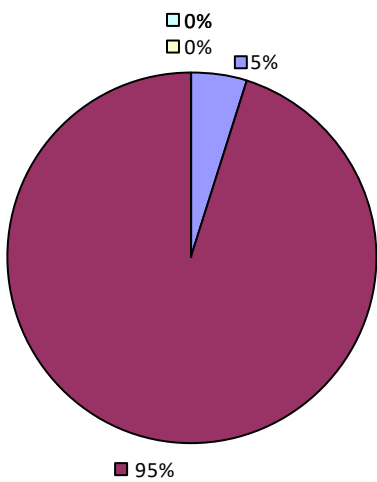
2022-23 TEACHER EVALUATION RESULTS

Student performance results not shown due to suppression*

Teacher Observation

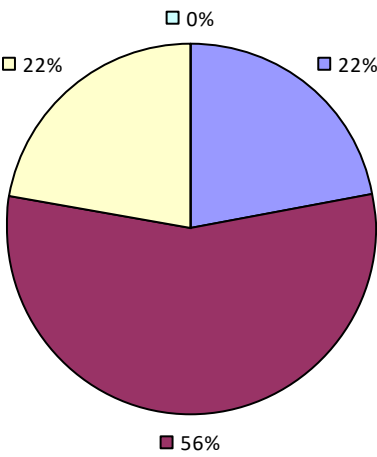


Overall Rating

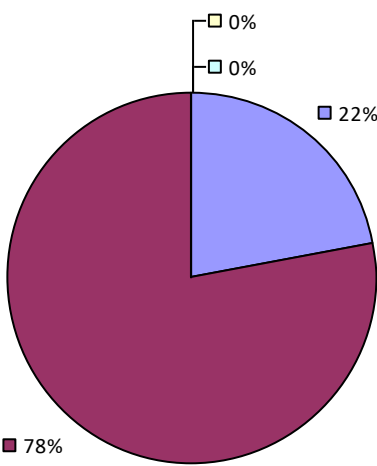


Student performance results not shown due to suppression*

Principal School Visits



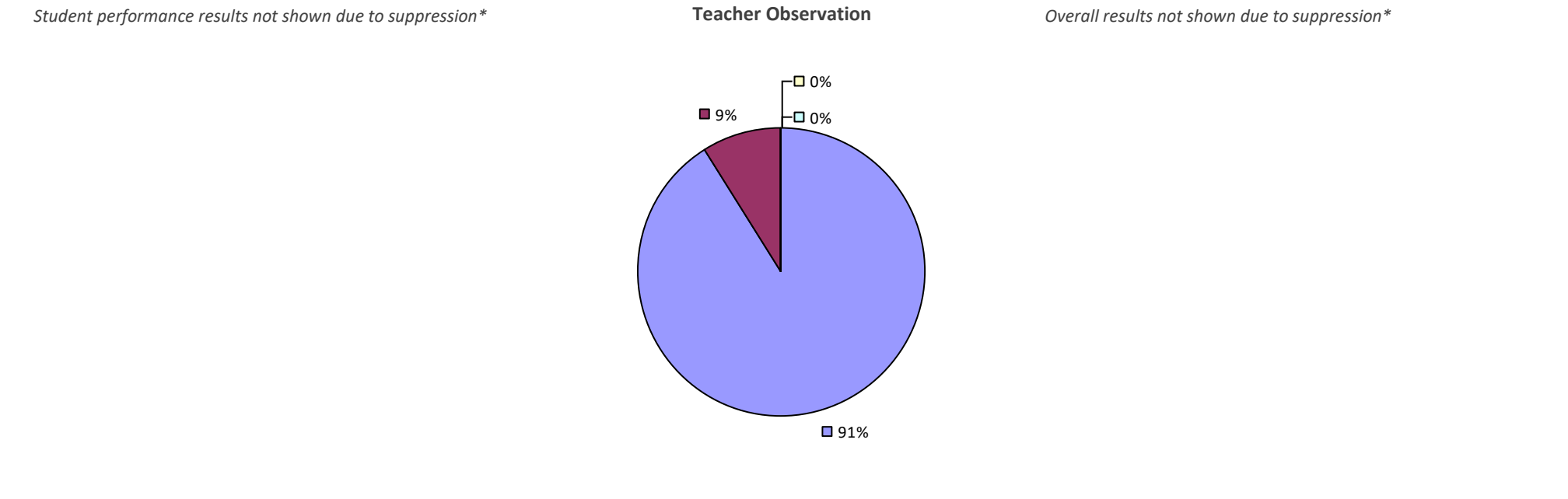
Overall Rating



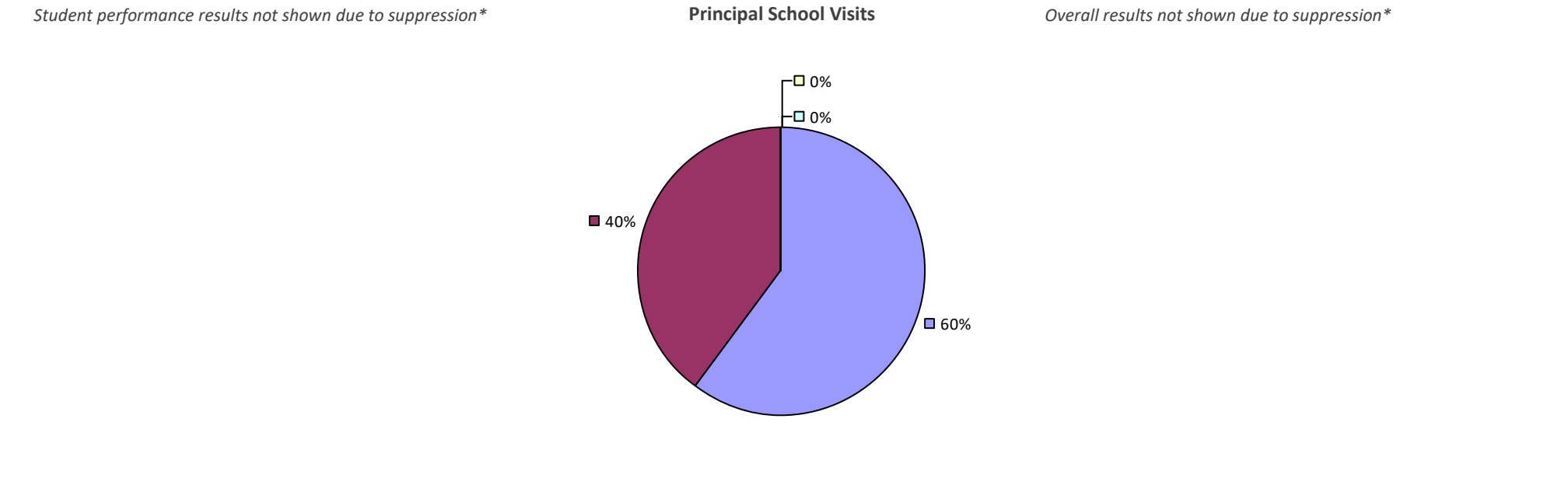
* Data is suppressed if 100% of teachers/principals received the same rating or if the total teachers/principals in an LEA is less than five.

JAMESVILLE-DEWITT CSD

2022-23 TEACHER EVALUATION RESULTS



2022-23 PRINCIPAL EVALUATION RESULTS

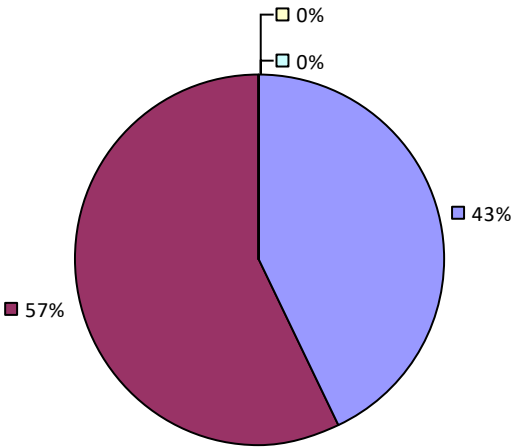


JASPER-TROUPSBURG CSD

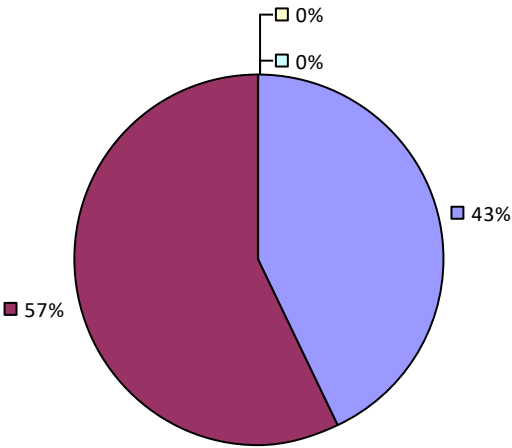
2022-23 TEACHER EVALUATION RESULTS

Student performance results not shown due to suppression*

Teacher Observation



Overall Rating



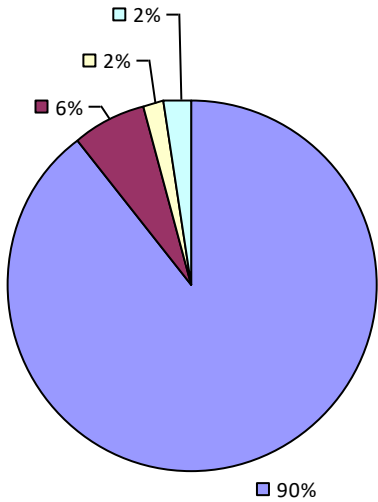
2022-23 PRINCIPAL EVALUATION RESULTS NOT SHOWN DUE TO SUPPRESSION*

* Data is suppressed if 100% of teachers/principals received the same rating or if the total teachers/principals in an LEA is less than five.

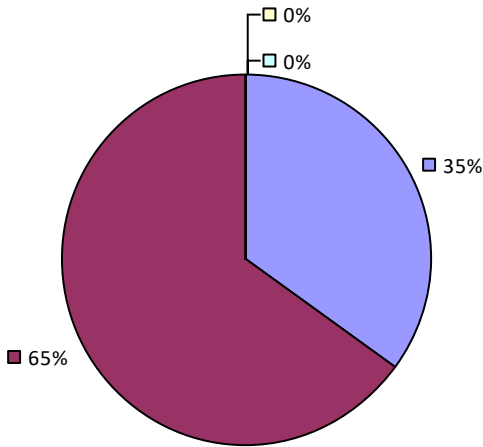
JEFFER-LEWIS-HAMIL-HERK-ONEIDA BOCES

2022-23 TEACHER EVALUATION RESULTS

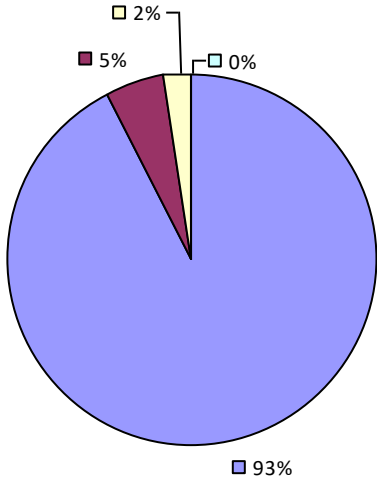
Student Performance



Teacher Observation

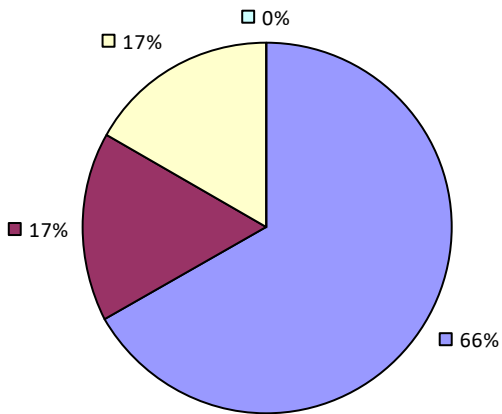


Overall Rating

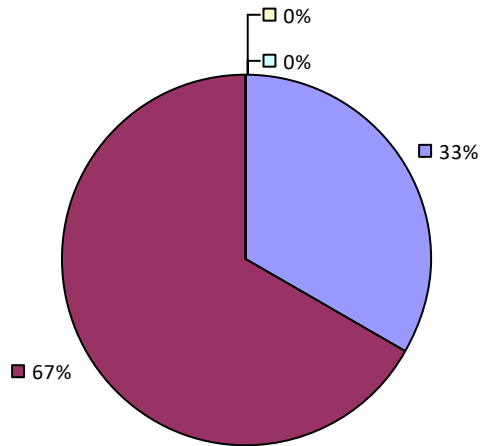


2022-23 PRINCIPAL EVALUATION RESULTS

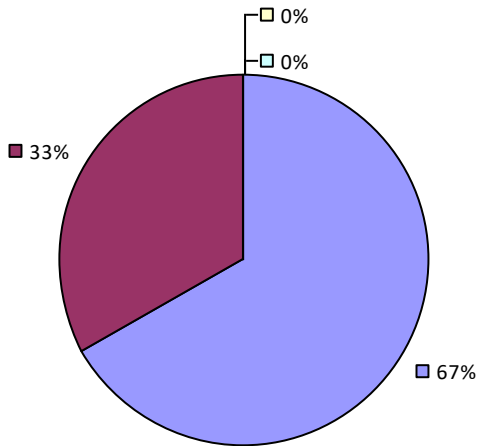
Student Performance



Principal School Visits



Overall Rating

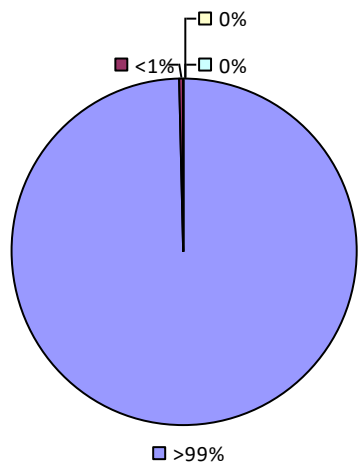


* Data is suppressed if 100% of teachers/principals received the same rating or if the total teachers/principals in an LEA is less than five.

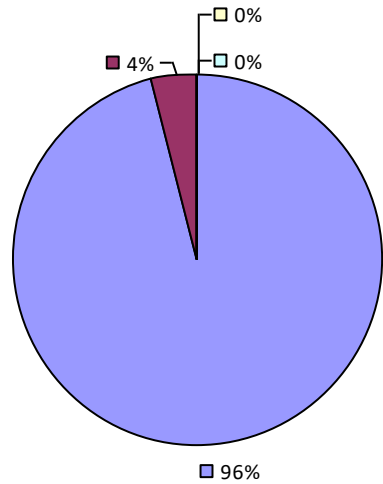
JERICHO UFSD

2022-23 TEACHER EVALUATION RESULTS

Student Performance



Teacher Observation

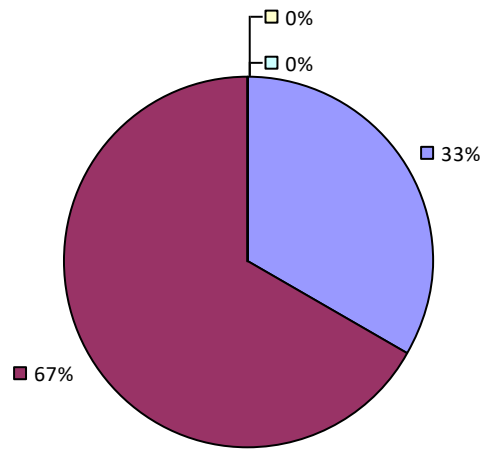


Overall results not shown due to suppression*

2022-23 PRINCIPAL EVALUATION RESULTS

Student performance results not shown due to suppression*

Principal School Visits



Overall results not shown due to suppression*

* Data is suppressed if 100% of teachers/principals received the same rating or if the total teachers/principals in an LEA is less than five.

JOHNSBURG CSD

2022-23 TEACHER EVALUATION RESULTS NOT SHOWN DUE TO SUPPRESSION*

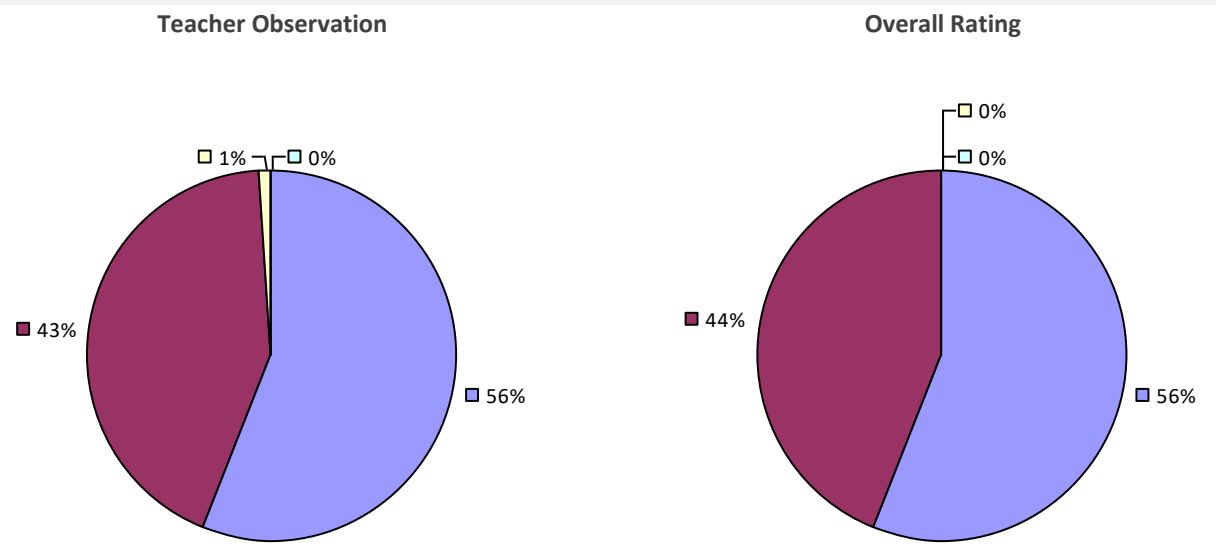
2022-23 PRINCIPAL EVALUATION RESULTS NOT SHOWN DUE TO SUPPRESSION*

* Data is suppressed if 100% of teachers/principals received the same rating or if the total teachers/principals in an LEA is less than five.

JOHNSON CITY CSD

2022-23 TEACHER EVALUATION RESULTS

Student performance results not shown due to suppression*



2022-23 PRINCIPAL EVALUATION RESULTS NOT SHOWN DUE TO SUPPRESSION*

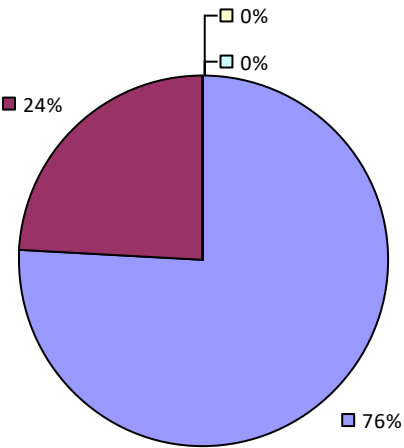
* Data is suppressed if 100% of teachers/principals received the same rating or if the total teachers/principals in an LEA is less than five.

JOHNSTOWN CITY SD

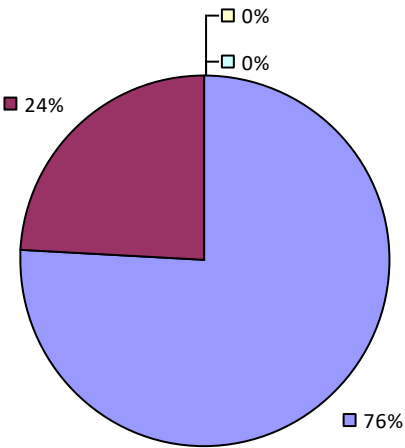
2022-23 TEACHER EVALUATION RESULTS

Student performance results not shown due to suppression*

Teacher Observation



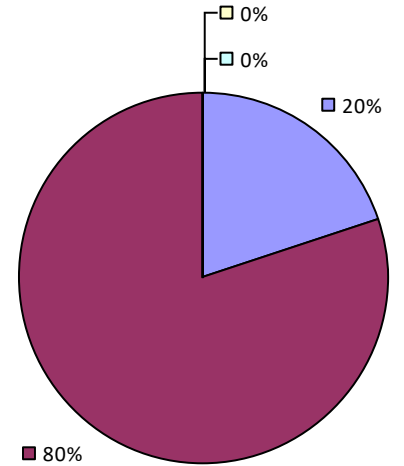
Overall Rating



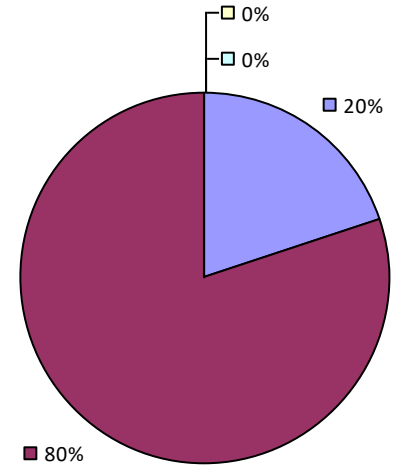
2022-23 PRINCIPAL EVALUATION RESULTS

Student performance results not shown due to suppression*

Principal School Visits



Overall Rating



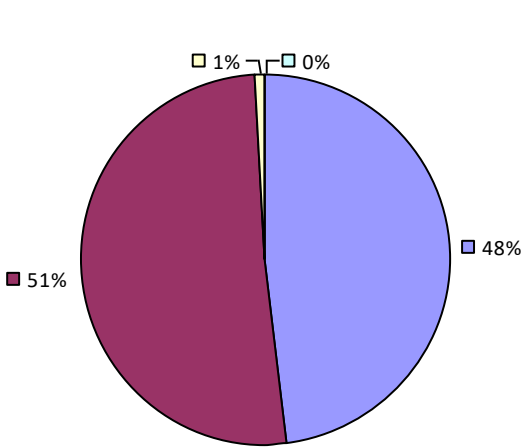
* Data is suppressed if 100% of teachers/principals received the same rating or if the total teachers/principals in an LEA is less than five.

JORDAN-ELBRIDGE CSD

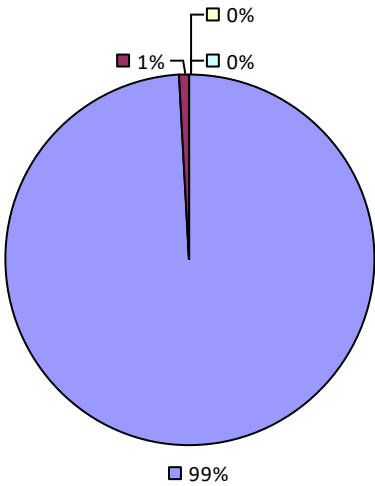
2022-23 TEACHER EVALUATION RESULTS

Student performance results not shown due to suppression*

Teacher Observation



Overall Rating



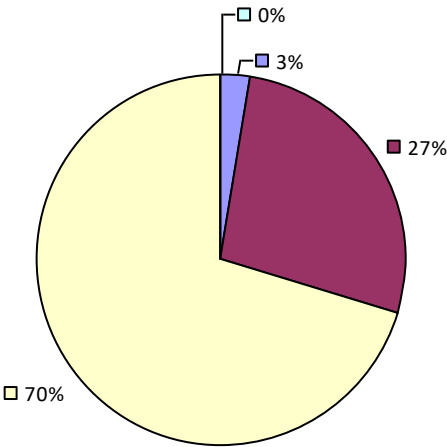
2022-23 PRINCIPAL EVALUATION RESULTS NOT SHOWN DUE TO SUPPRESSION*

* Data is suppressed if 100% of teachers/principals received the same rating or if the total teachers/principals in an LEA is less than five.

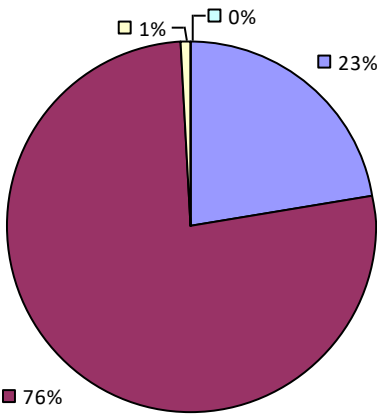
KATONAH-LEWISBORO UFSD

2022-23 TEACHER EVALUATION RESULTS

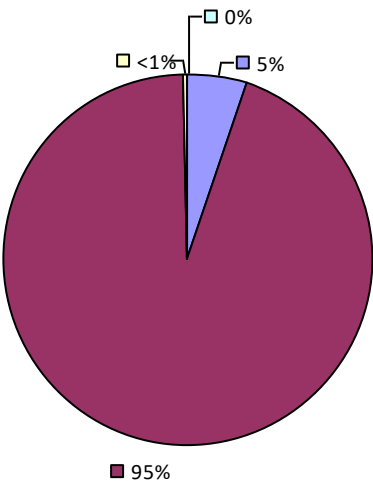
Student Performance



Teacher Observation

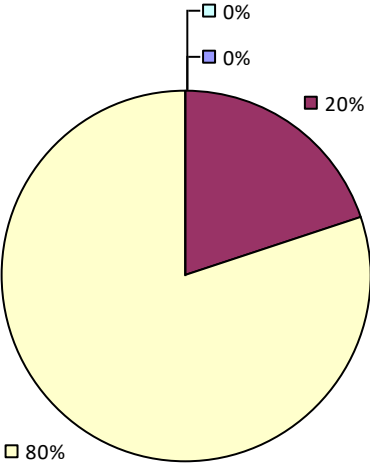


Overall Rating

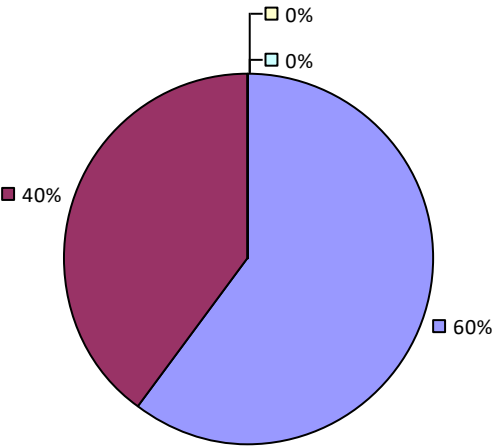


2022-23 PRINCIPAL EVALUATION RESULTS

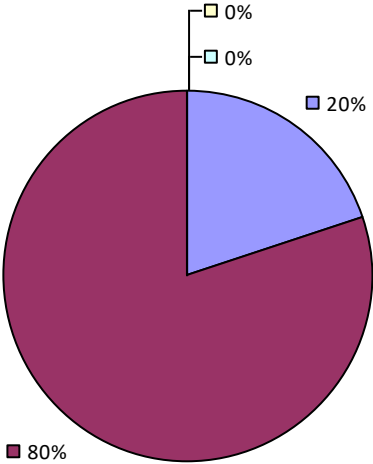
Student Performance



Principal School Visits



Overall Rating



* Data is suppressed if 100% of teachers/principals received the same rating or if the total teachers/principals in an LEA is less than five.

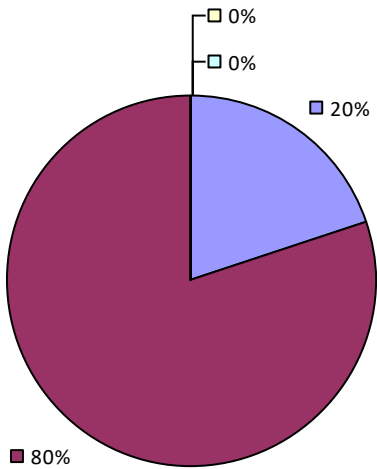
KEENE CSD

2022-23 TEACHER EVALUATION RESULTS

Student performance results not shown due to suppression*

Teacher Observation

Overall results not shown due to suppression*



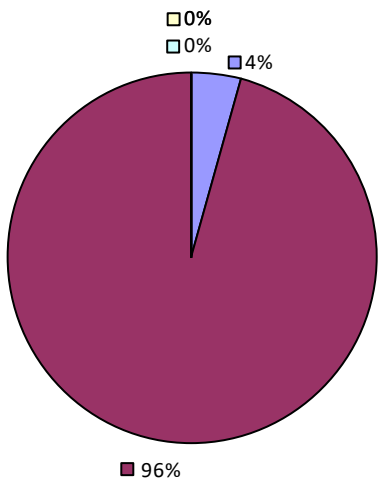
2022-23 PRINCIPAL EVALUATION RESULTS NOT SUBMITTED

* Data is suppressed if 100% of teachers/principals received the same rating or if the total teachers/principals in an LEA is less than five.

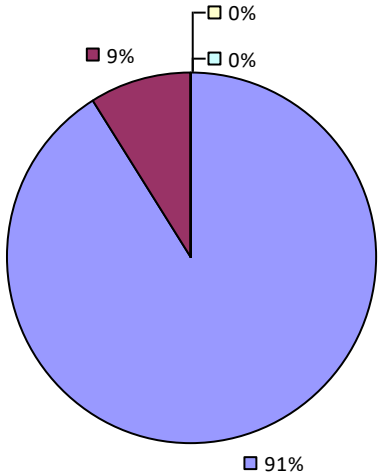
KENDALL CSD

2022-23 TEACHER EVALUATION RESULTS

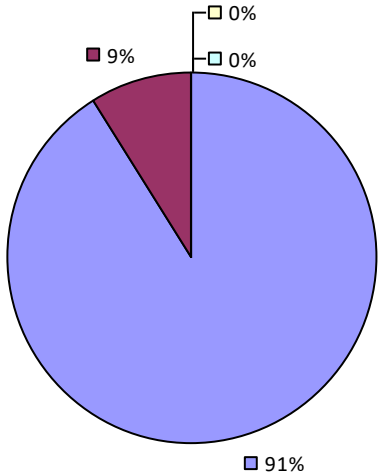
Student Performance



Teacher Observation



Overall Rating

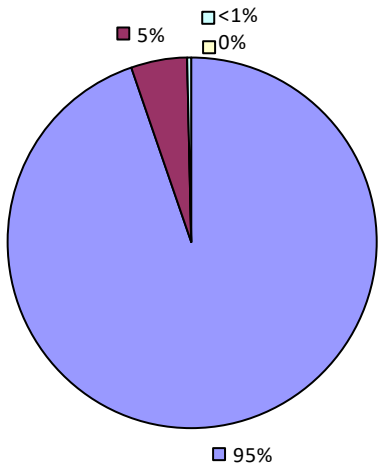


2022-23 PRINCIPAL EVALUATION RESULTS NOT SHOWN DUE TO SUPPRESSION*

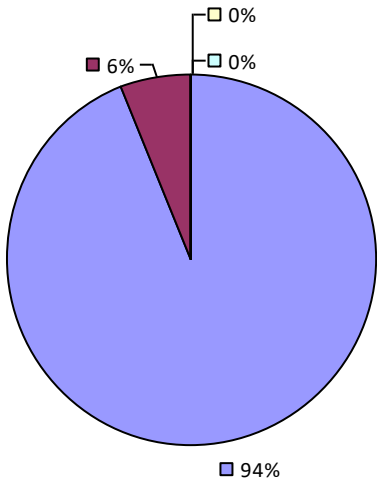
* Data is suppressed if 100% of teachers/principals received the same rating or if the total teachers/principals in an LEA is less than five.

KENMORE-TONAWANDA UFSD
2022-23 TEACHER EVALUATION RESULTS

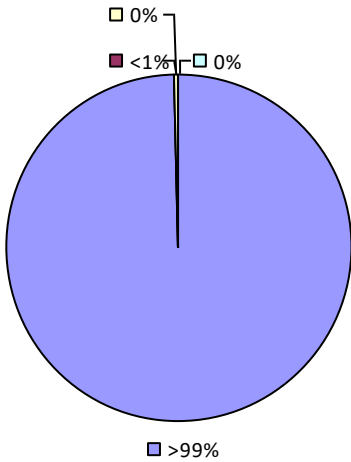
Student Performance



Teacher Observation



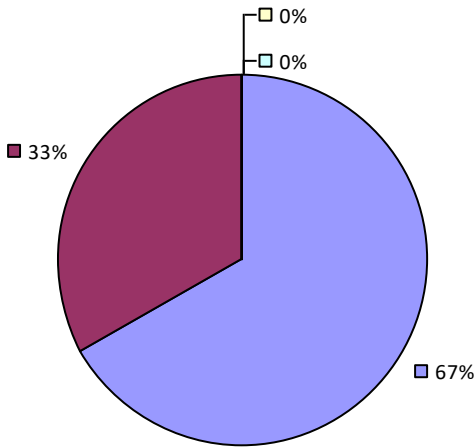
Overall Rating



2022-23 PRINCIPAL EVALUATION RESULTS

Student performance results not shown due to suppression*

Principal School Visits



Overall results not shown due to suppression*

* Data is suppressed if 100% of teachers/principals received the same rating or if the total teachers/principals in an LEA is less than five.

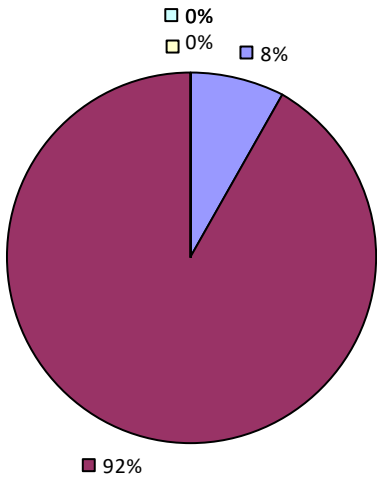
KINDERHOOK CSD

2022-23 TEACHER EVALUATION RESULTS

Student performance results not shown due to suppression*

Teacher Observation

Overall results not shown due to suppression*



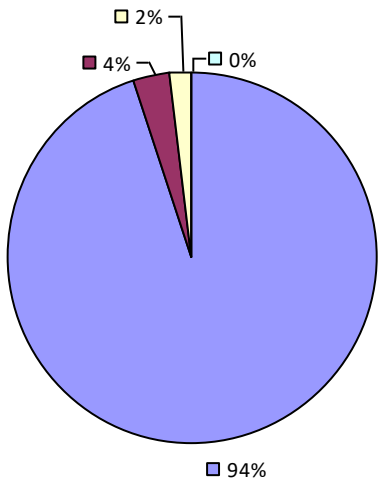
2022-23 PRINCIPAL EVALUATION RESULTS NOT SHOWN DUE TO SUPPRESSION*

* Data is suppressed if 100% of teachers/principals received the same rating or if the total teachers/principals in an LEA is less than five.

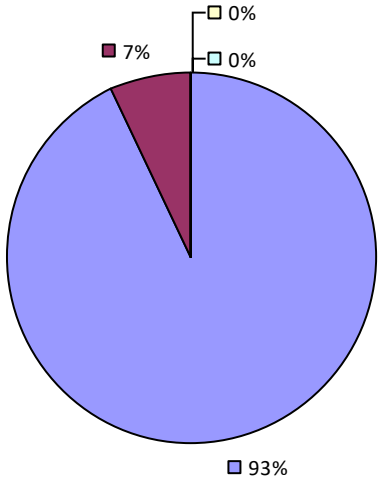
KINGS PARK CSD

2022-23 TEACHER EVALUATION RESULTS

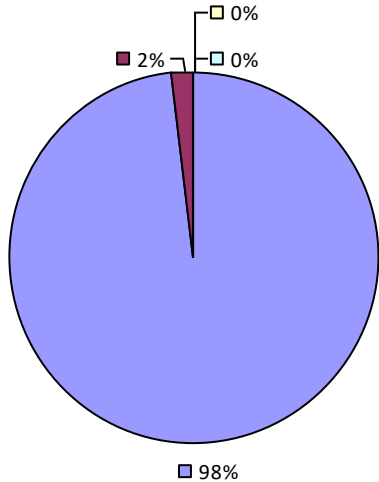
Student Performance



Teacher Observation



Overall Rating



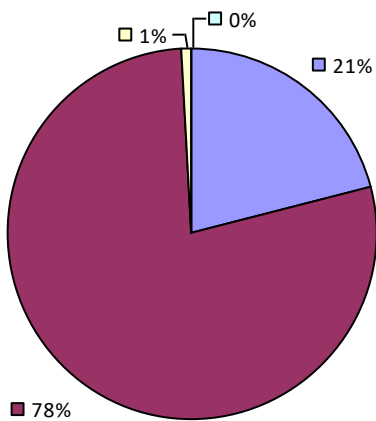
2022-23 PRINCIPAL EVALUATION RESULTS NOT SHOWN DUE TO SUPPRESSION*

* Data is suppressed if 100% of teachers/principals received the same rating or if the total teachers/principals in an LEA is less than five.

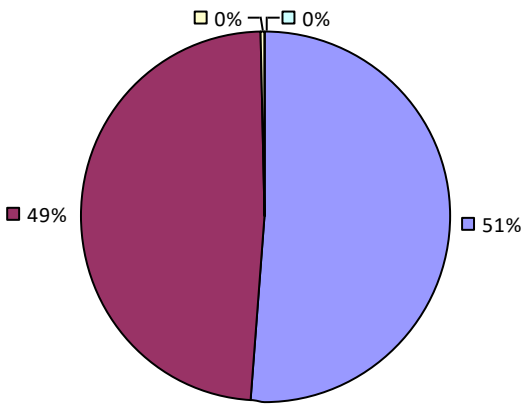
KINGSTON CITY SD

2022-23 TEACHER EVALUATION RESULTS

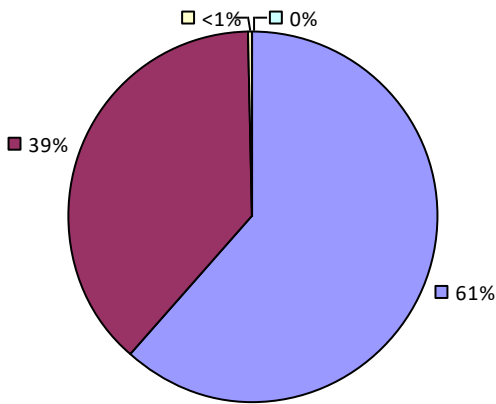
Student Performance



Teacher Observation



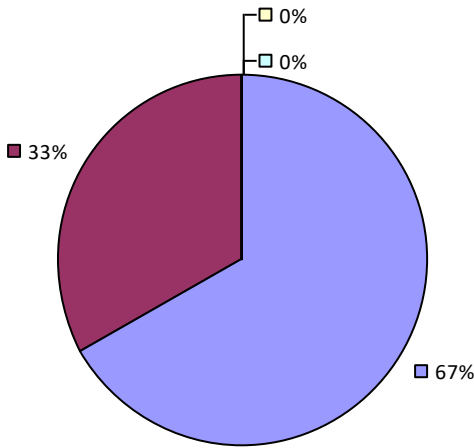
Overall Rating



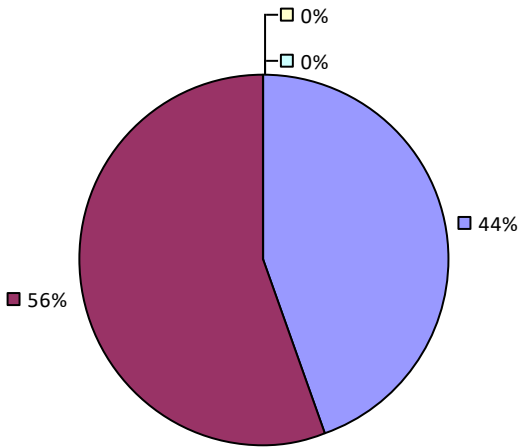
2022-23 PRINCIPAL EVALUATION RESULTS

Student performance results not shown due to suppression*

Principal School Visits



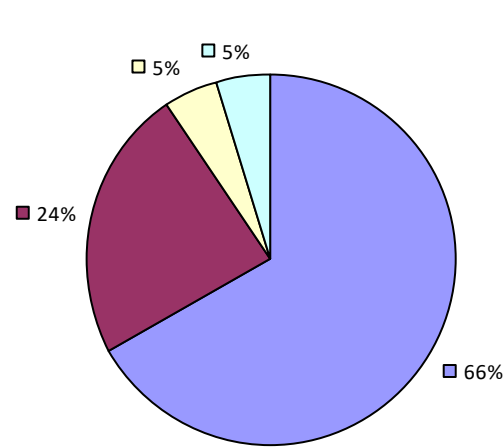
Overall Rating



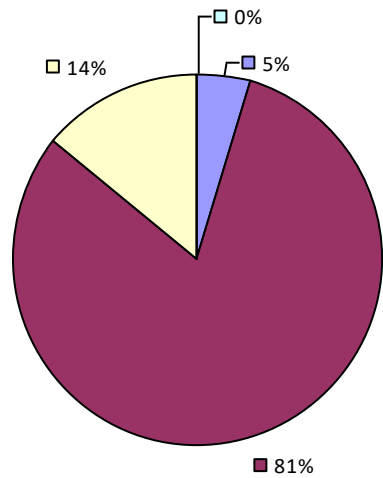
* Data is suppressed if 100% of teachers/principals received the same rating or if the total teachers/principals in an LEA is less than five.

KIRYAS JOEL VILLAGE UFSD
2022-23 TEACHER EVALUATION RESULTS

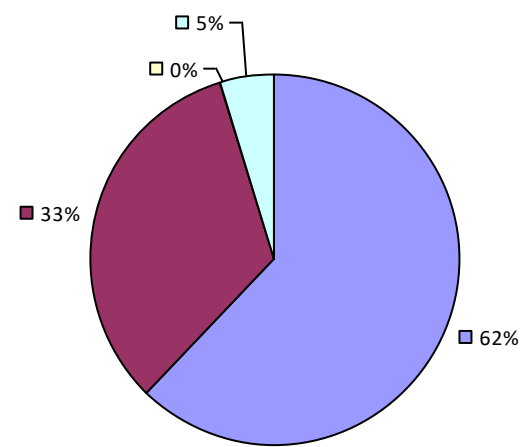
Student Performance



Teacher Observation



Overall Rating



2022-23 PRINCIPAL EVALUATION RESULTS NOT SHOWN DUE TO SUPPRESSION*

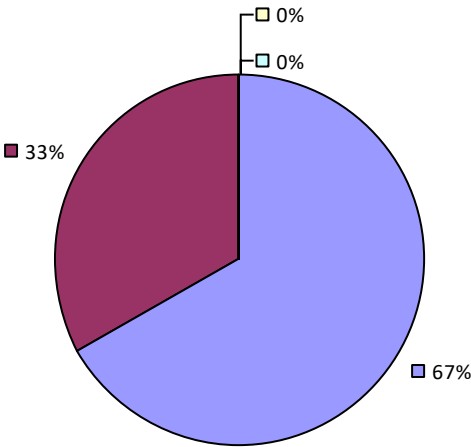
* Data is suppressed if 100% of teachers/principals received the same rating or if the total teachers/principals in an LEA is less than five.

LA FARGEVILLE CSD

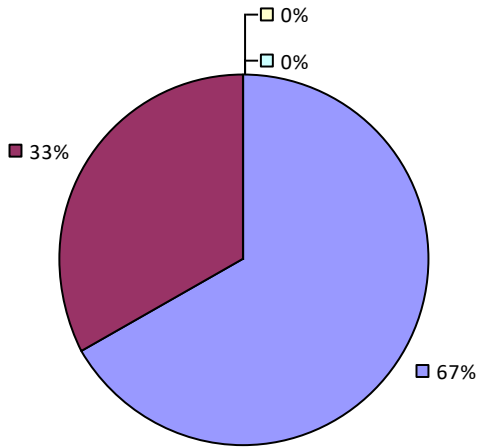
2022-23 TEACHER EVALUATION RESULTS

Student performance results not shown due to suppression*

Teacher Observation



Overall Rating



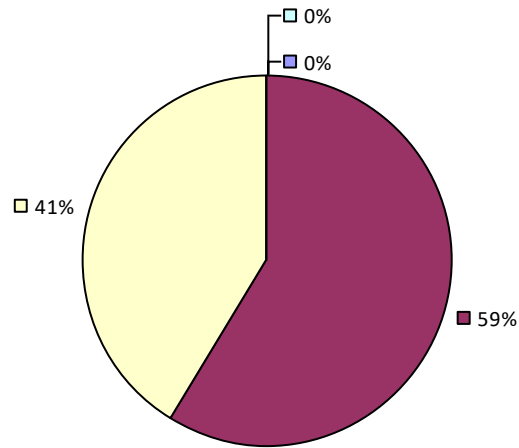
2022-23 PRINCIPAL EVALUATION RESULTS NOT SHOWN DUE TO SUPPRESSION*

* Data is suppressed if 100% of teachers/principals received the same rating or if the total teachers/principals in an LEA is less than five.

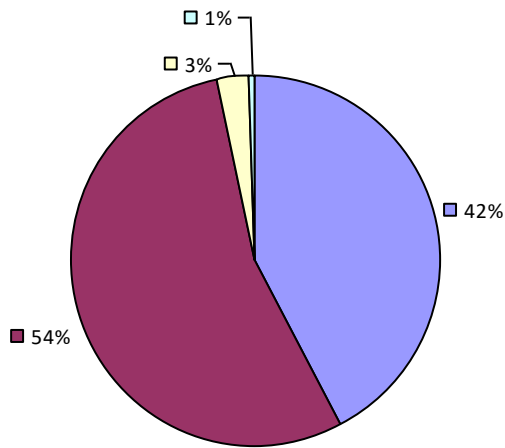
LACKAWANNA CITY SD

2022-23 TEACHER EVALUATION RESULTS

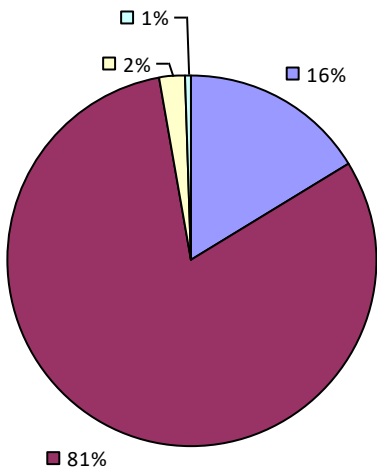
Student Performance



Teacher Observation



Overall Rating



2022-23 PRINCIPAL EVALUATION RESULTS NOT SHOWN DUE TO SUPPRESSION*

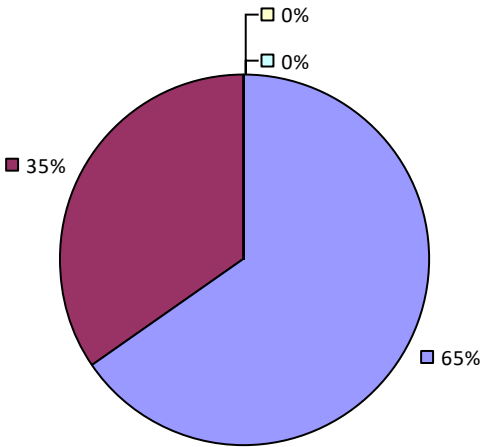
* Data is suppressed if 100% of teachers/principals received the same rating or if the total teachers/principals in an LEA is less than five.

LAFAYETTE CSD

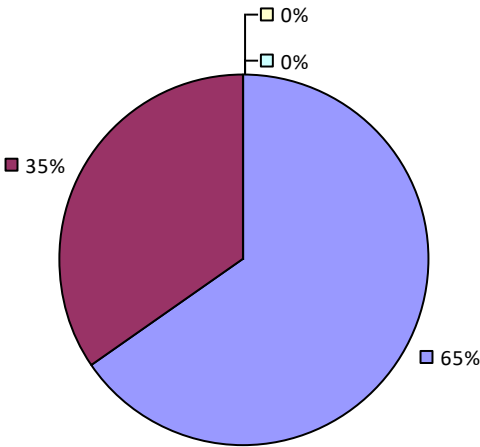
2022-23 TEACHER EVALUATION RESULTS

Student performance results not shown due to suppression*

Teacher Observation



Overall Rating



2022-23 PRINCIPAL EVALUATION RESULTS NOT SHOWN DUE TO SUPPRESSION*

* Data is suppressed if 100% of teachers/principals received the same rating or if the total teachers/principals in an LEA is less than five.

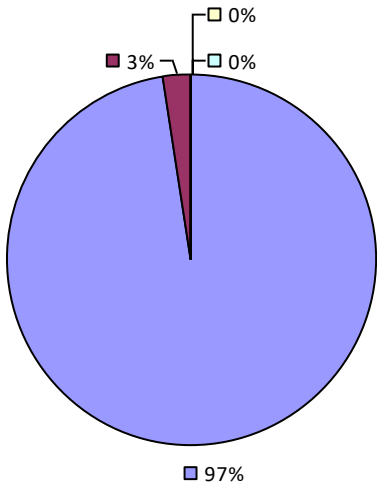
LAKE GEORGE CSD

2022-23 TEACHER EVALUATION RESULTS

Student performance results not shown due to suppression*

Teacher Observation

Overall results not shown due to suppression*



2022-23 PRINCIPAL EVALUATION RESULTS NOT SHOWN DUE TO SUPPRESSION*

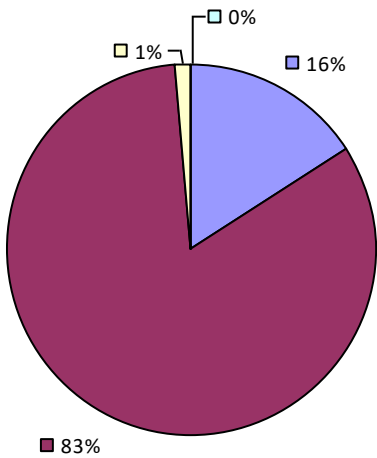
* Data is suppressed if 100% of teachers/principals received the same rating or if the total teachers/principals in an LEA is less than five.

LAKE PLACID CSD

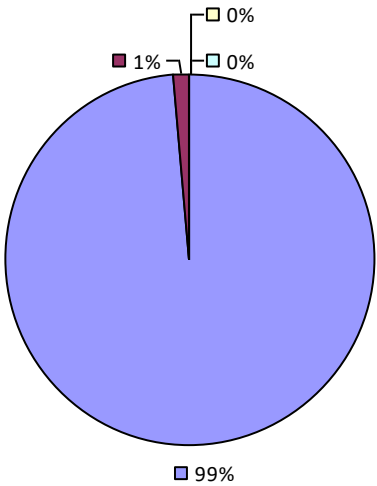
2022-23 TEACHER EVALUATION RESULTS

Student performance results not shown due to suppression*

Teacher Observation



Overall Rating



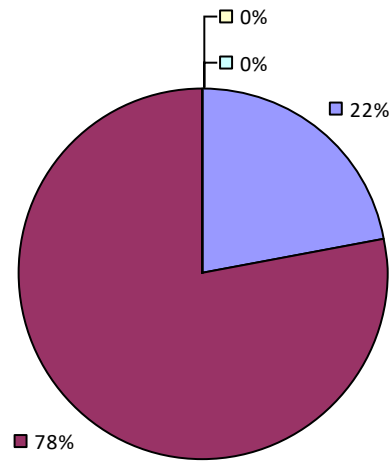
2022-23 PRINCIPAL EVALUATION RESULTS NOT SHOWN DUE TO SUPPRESSION*

* Data is suppressed if 100% of teachers/principals received the same rating or if the total teachers/principals in an LEA is less than five.

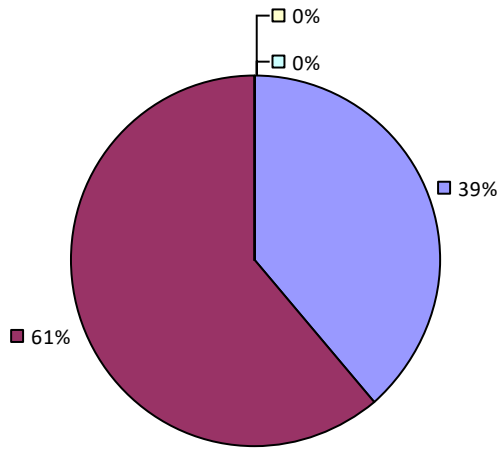
LAKE PLEASANT CSD

2022-23 TEACHER EVALUATION RESULTS

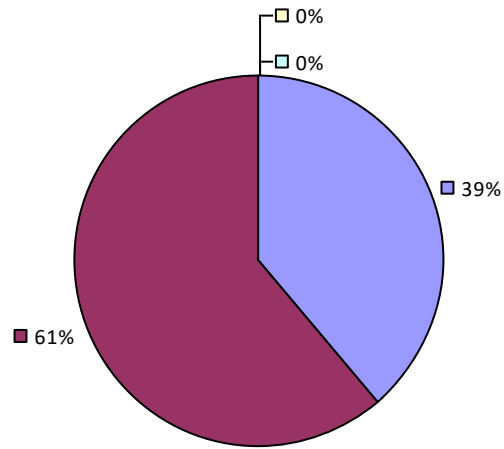
Student Performance



Teacher Observation



Overall Rating



2022-23 PRINCIPAL EVALUATION RESULTS NOT SHOWN DUE TO SUPPRESSION*

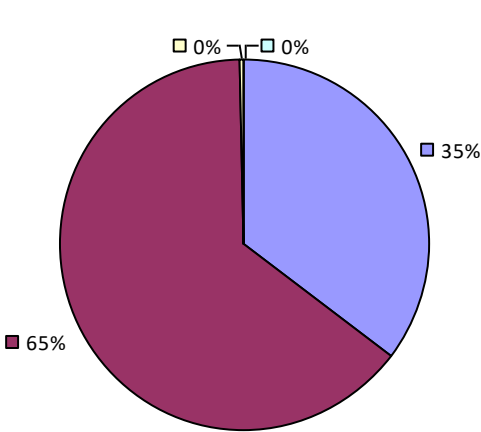
* Data is suppressed if 100% of teachers/principals received the same rating or if the total teachers/principals in an LEA is less than five.

LAKELAND CSD

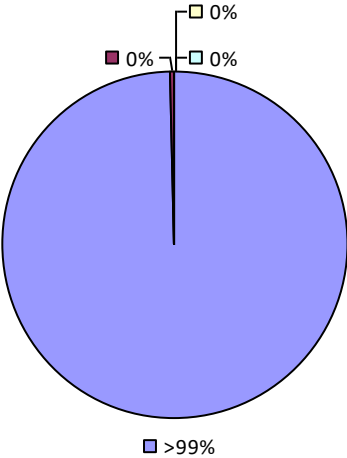
2022-23 TEACHER EVALUATION RESULTS

Student performance results not shown due to suppression*

Teacher Observation



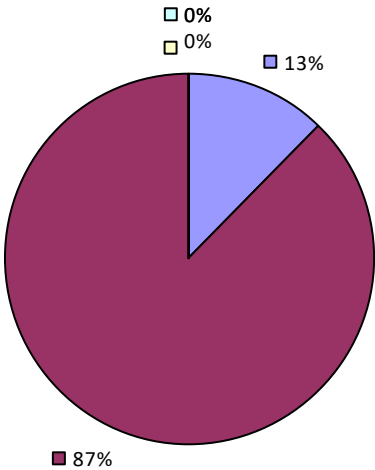
Overall Rating



2022-23 PRINCIPAL EVALUATION RESULTS

Student performance results not shown due to suppression*

Principal School Visits



Overall results not shown due to suppression*

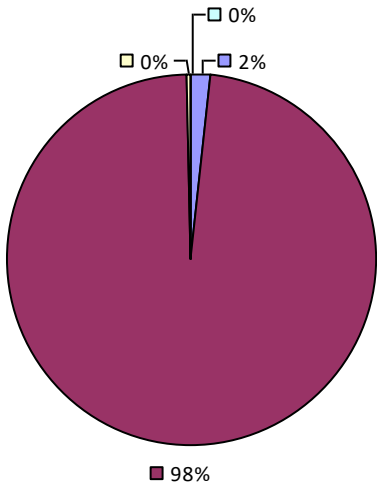
* Data is suppressed if 100% of teachers/principals received the same rating or if the total teachers/principals in an LEA is less than five.

LANCASTER CSD

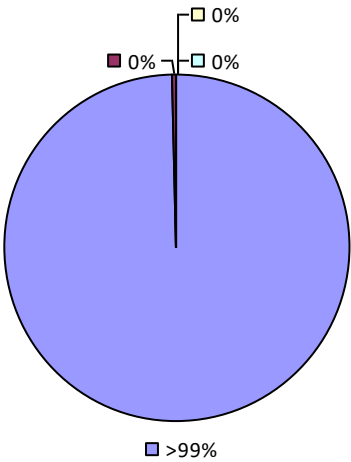
2022-23 TEACHER EVALUATION RESULTS

Student performance results not shown due to suppression*

Teacher Observation



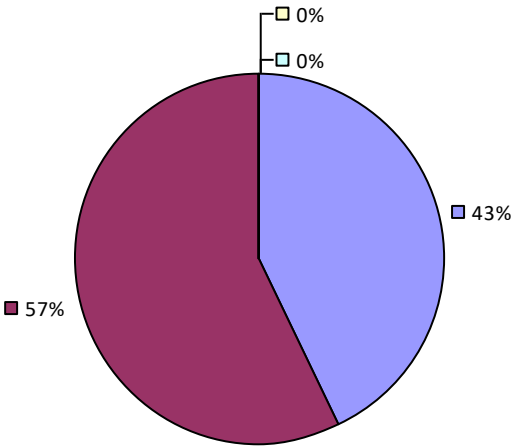
Overall Rating



2022-23 PRINCIPAL EVALUATION RESULTS

Student performance results not shown due to suppression*

Principal School Visits



Overall results not shown due to suppression*

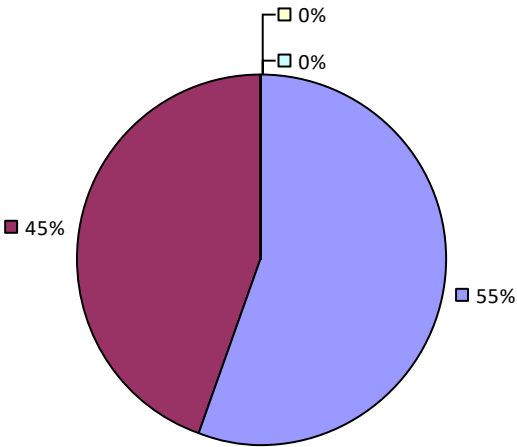
* Data is suppressed if 100% of teachers/principals received the same rating or if the total teachers/principals in an LEA is less than five.

LANSING CSD

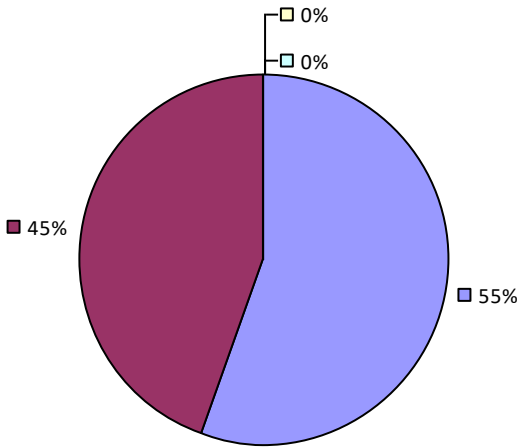
2022-23 TEACHER EVALUATION RESULTS

Student performance results not shown due to suppression*

Teacher Observation



Overall Rating



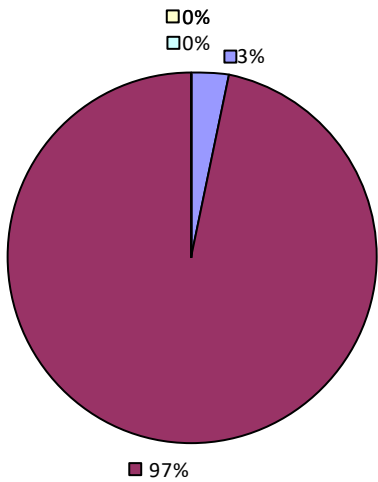
2022-23 PRINCIPAL EVALUATION RESULTS NOT SHOWN DUE TO SUPPRESSION*

* Data is suppressed if 100% of teachers/principals received the same rating or if the total teachers/principals in an LEA is less than five.

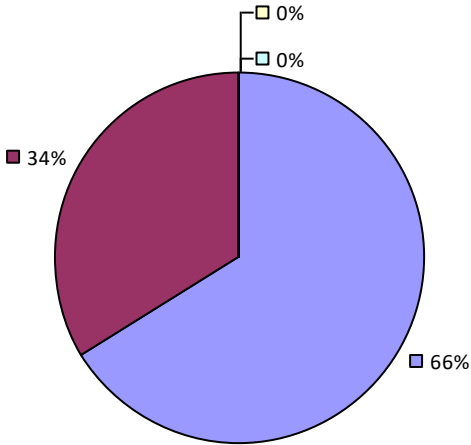
LANSINGBURGH CSD

2022-23 TEACHER EVALUATION RESULTS

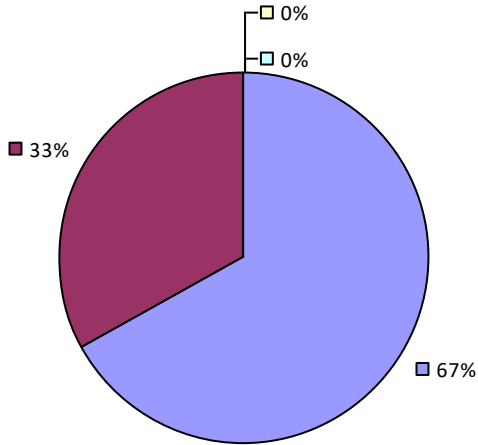
Student Performance



Teacher Observation



Overall Rating



2022-23 PRINCIPAL EVALUATION RESULTS NOT SHOWN DUE TO SUPPRESSION*

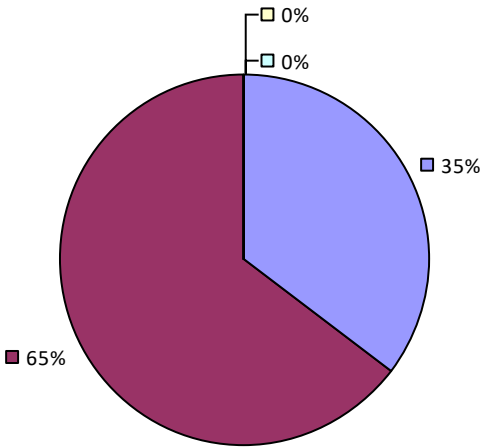
* Data is suppressed if 100% of teachers/principals received the same rating or if the total teachers/principals in an LEA is less than five.

LAURENS CSD

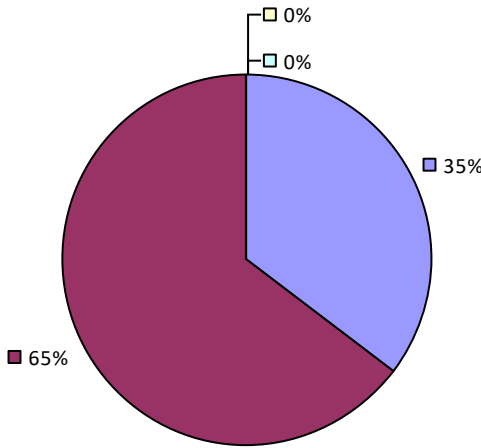
2022-23 TEACHER EVALUATION RESULTS

Student performance results not shown due to suppression*

Teacher Observation



Overall Rating



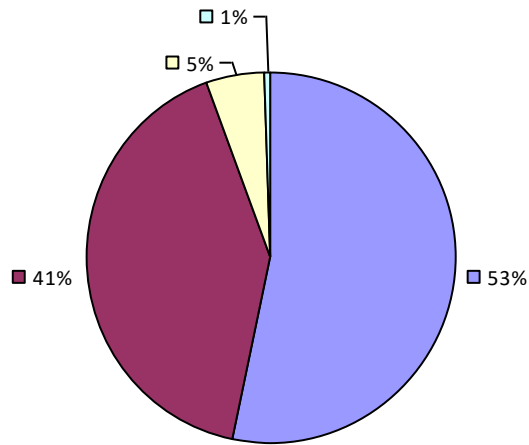
2022-23 PRINCIPAL EVALUATION RESULTS NOT SHOWN DUE TO SUPPRESSION*

* Data is suppressed if 100% of teachers/principals received the same rating or if the total teachers/principals in an LEA is less than five.

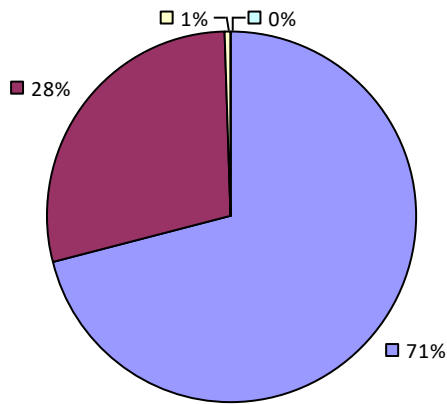
LAWRENCE UFSD

2022-23 TEACHER EVALUATION RESULTS

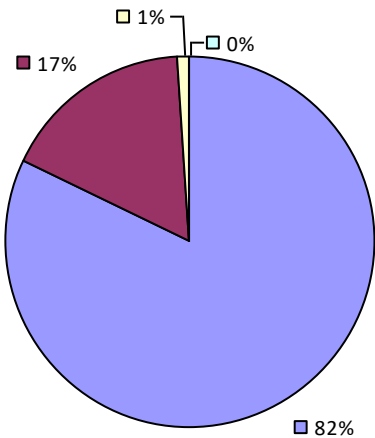
Student Performance



Teacher Observation



Overall Rating



2022-23 PRINCIPAL EVALUATION RESULTS NOT SHOWN DUE TO SUPPRESSION*

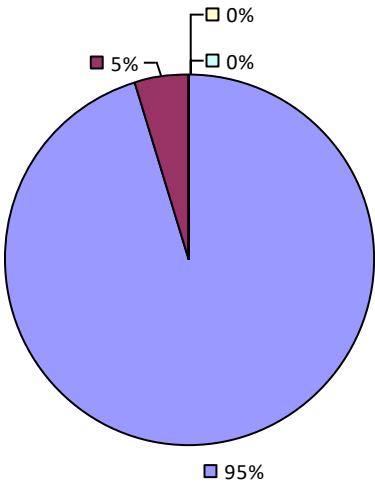
* Data is suppressed if 100% of teachers/principals received the same rating or if the total teachers/principals in an LEA is less than five.

LE ROY CSD

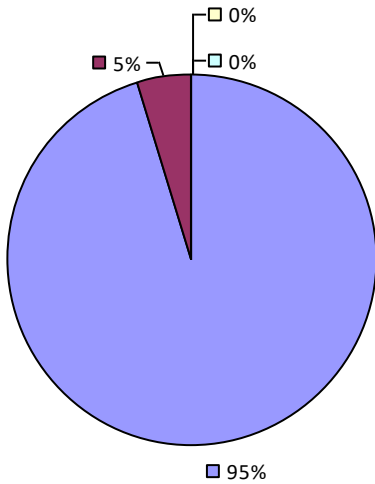
2022-23 TEACHER EVALUATION RESULTS

Student performance results not shown due to suppression*

Teacher Observation



Overall Rating



2022-23 PRINCIPAL EVALUATION RESULTS NOT SHOWN DUE TO SUPPRESSION*

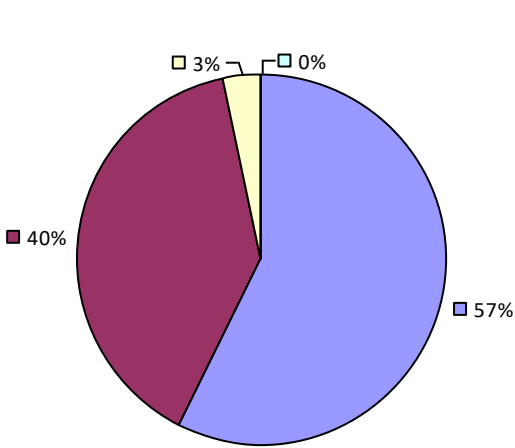
* Data is suppressed if 100% of teachers/principals received the same rating or if the total teachers/principals in an LEA is less than five.

LETCHWORTH CSD

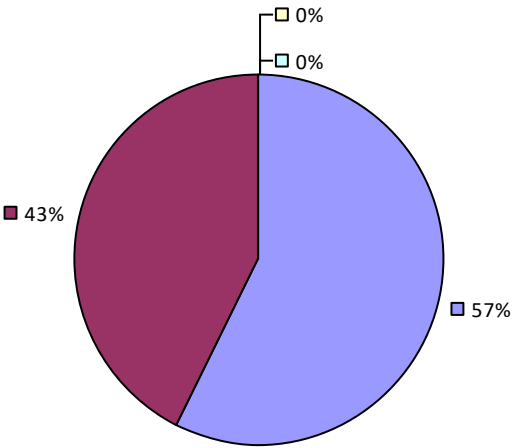
2022-23 TEACHER EVALUATION RESULTS

Student performance results not shown due to suppression*

Teacher Observation



Overall Rating



2022-23 PRINCIPAL EVALUATION RESULTS NOT SHOWN DUE TO SUPPRESSION*

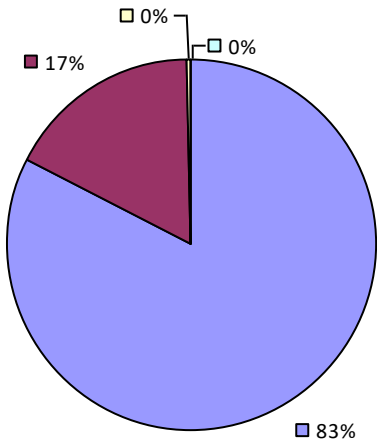
* Data is suppressed if 100% of teachers/principals received the same rating or if the total teachers/principals in an LEA is less than five.

LEVITTOWN UFSD

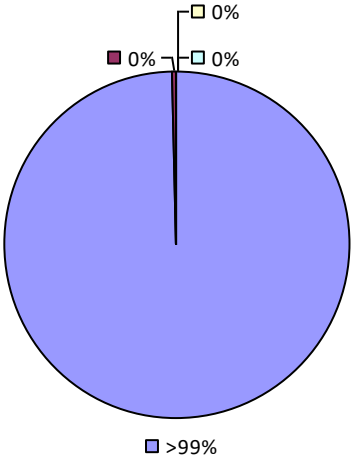
2022-23 TEACHER EVALUATION RESULTS

Student performance results not shown due to suppression*

Teacher Observation



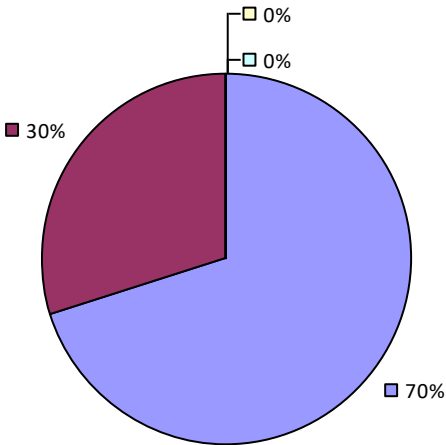
Overall Rating



2022-23 PRINCIPAL EVALUATION RESULTS

Student performance results not shown due to suppression*

Principal School Visits



Overall results not shown due to suppression*

* Data is suppressed if 100% of teachers/principals received the same rating or if the total teachers/principals in an LEA is less than five.

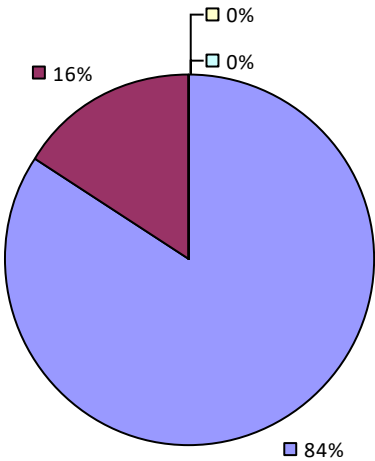
LEWISTON-PORTER CSD

2022-23 TEACHER EVALUATION RESULTS

Student performance results not shown due to suppression*

Teacher Observation

Overall results not shown due to suppression*



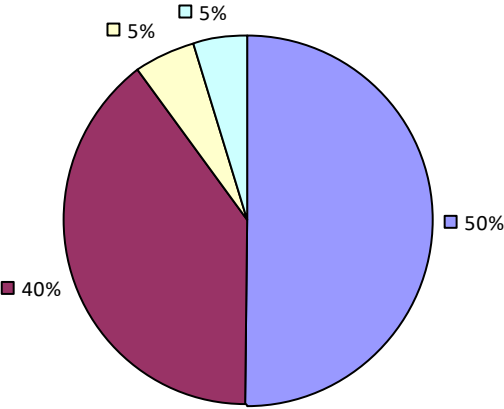
2022-23 PRINCIPAL EVALUATION RESULTS NOT SHOWN DUE TO SUPPRESSION*

* Data is suppressed if 100% of teachers/principals received the same rating or if the total teachers/principals in an LEA is less than five.

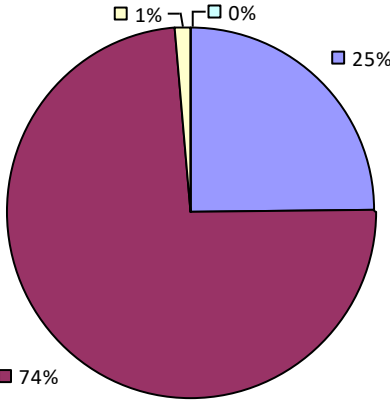
LIBERTY CSD

2022-23 TEACHER EVALUATION RESULTS

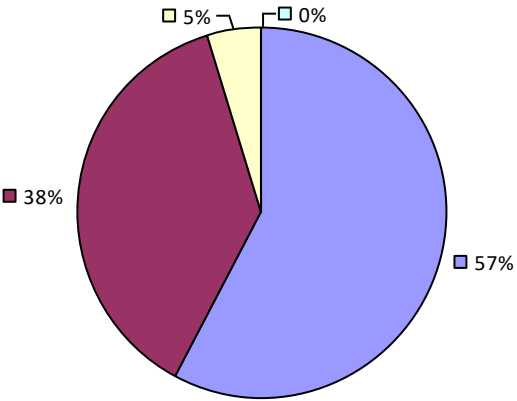
Student Performance



Teacher Observation



Overall Rating



2022-23 PRINCIPAL EVALUATION RESULTS NOT SHOWN DUE TO SUPPRESSION*

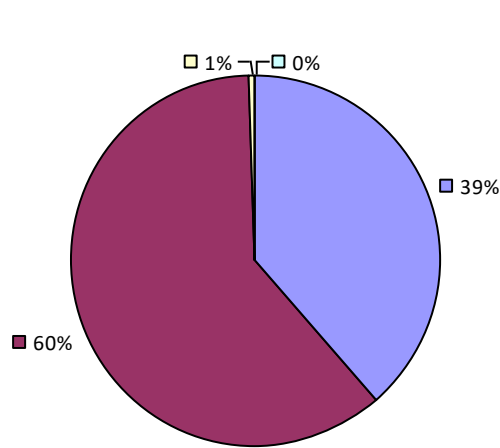
* Data is suppressed if 100% of teachers/principals received the same rating or if the total teachers/principals in an LEA is less than five.

LINDENHURST UFSD

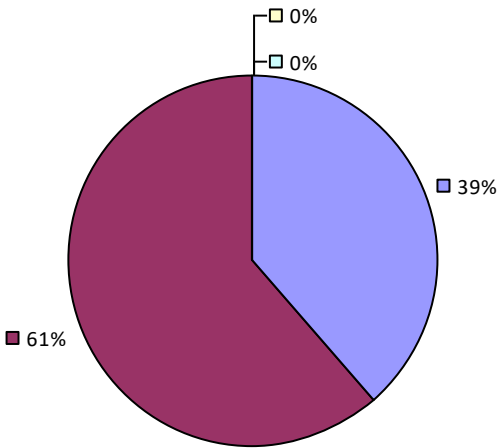
2022-23 TEACHER EVALUATION RESULTS

Student performance results not shown due to suppression*

Teacher Observation



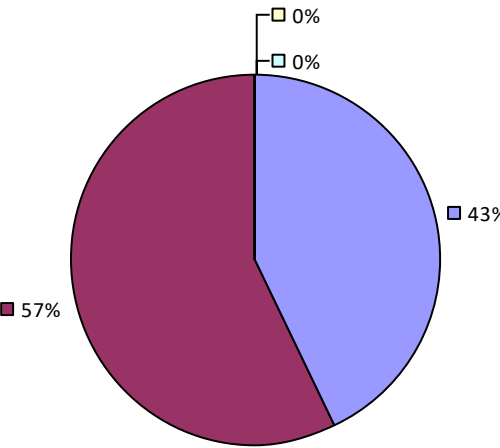
Overall Rating



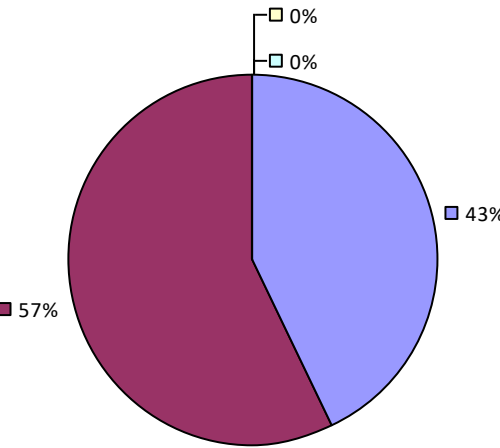
2022-23 PRINCIPAL EVALUATION RESULTS

Student performance results not shown due to suppression*

Principal School Visits



Overall Rating



* Data is suppressed if 100% of teachers/principals received the same rating or if the total teachers/principals in an LEA is less than five.

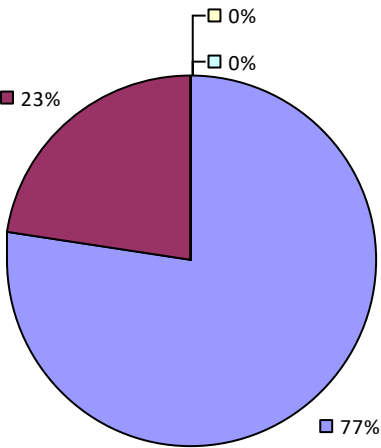
LISBON CSD

2022-23 TEACHER EVALUATION RESULTS

Student performance results not shown due to suppression*

Teacher Observation

Overall results not shown due to suppression*



2022-23 PRINCIPAL EVALUATION RESULTS NOT SUBMITTED

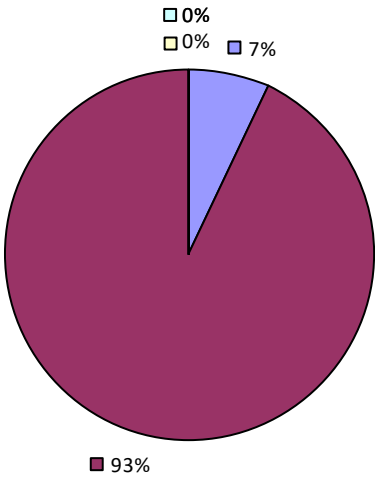
* Data is suppressed if 100% of teachers/principals received the same rating or if the total teachers/principals in an LEA is less than five.

LITTLE FALLS CITY SD

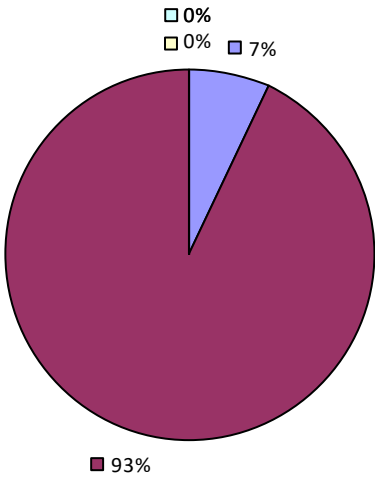
2022-23 TEACHER EVALUATION RESULTS

Student performance results not shown due to suppression*

Teacher Observation



Overall Rating



2022-23 PRINCIPAL EVALUATION RESULTS NOT SHOWN DUE TO SUPPRESSION*

* Data is suppressed if 100% of teachers/principals received the same rating or if the total teachers/principals in an LEA is less than five.

LITTLE FLOWER UFSD

2022-23 TEACHER EVALUATION RESULTS NOT SHOWN DUE TO SUPPRESSION*

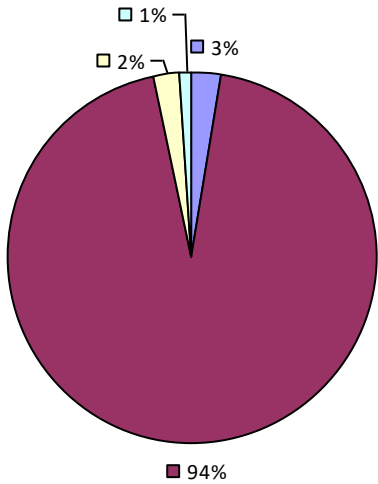
2022-23 PRINCIPAL EVALUATION RESULTS NOT SHOWN DUE TO SUPPRESSION*

* Data is suppressed if 100% of teachers/principals received the same rating or if the total teachers/principals in an LEA is less than five.

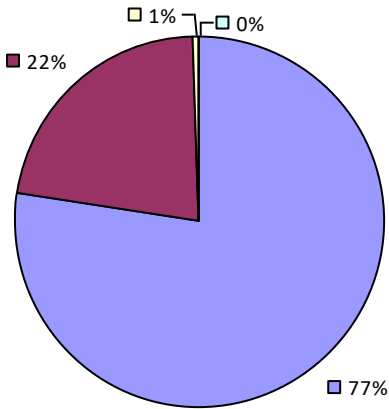
LIVERPOOL CSD

2022-23 TEACHER EVALUATION RESULTS

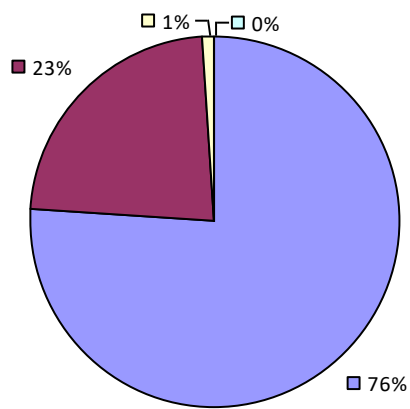
Student Performance



Teacher Observation



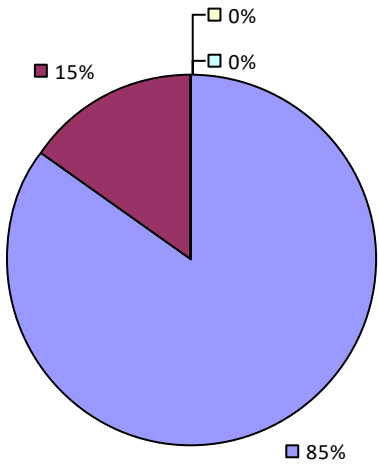
Overall Rating



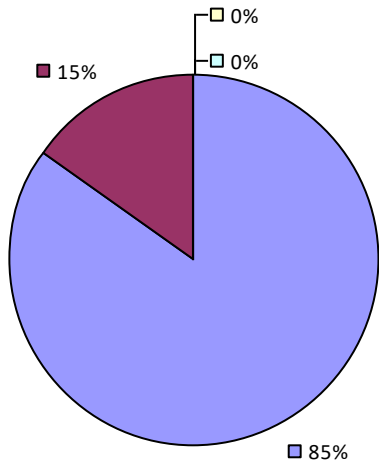
2022-23 PRINCIPAL EVALUATION RESULTS

Student performance results not shown due to suppression*

Principal School Visits



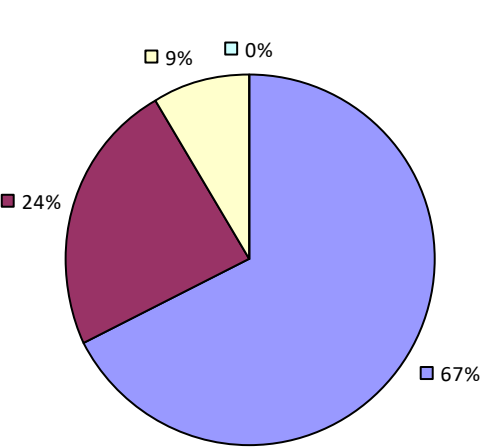
Overall Rating



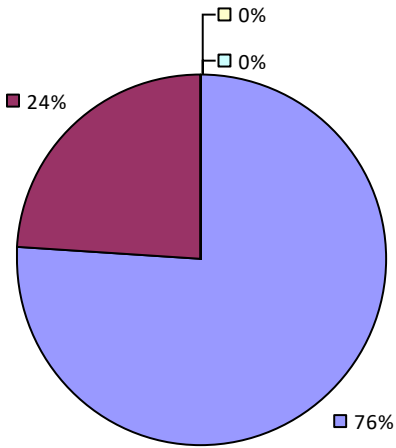
* Data is suppressed if 100% of teachers/principals received the same rating or if the total teachers/principals in an LEA is less than five.

LIVINGSTON MANOR CSD

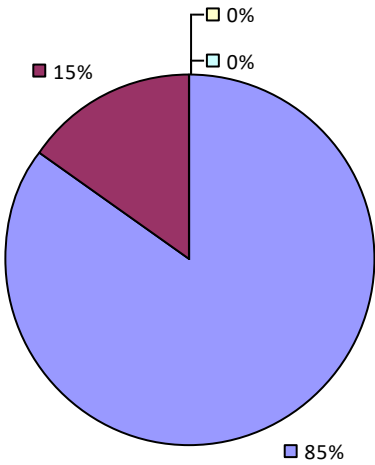
Student Performance



Teacher Observation



Overall Rating



2022-23 PRINCIPAL EVALUATION RESULTS NOT SHOWN DUE TO SUPPRESSION*

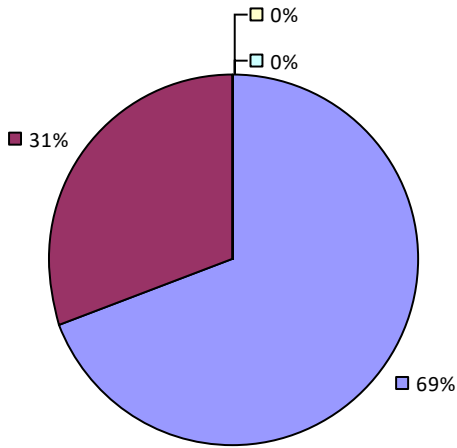
* Data is suppressed if 100% of teachers/principals received the same rating or if the total teachers/principals in an LEA is less than five.

LIVONIA CSD

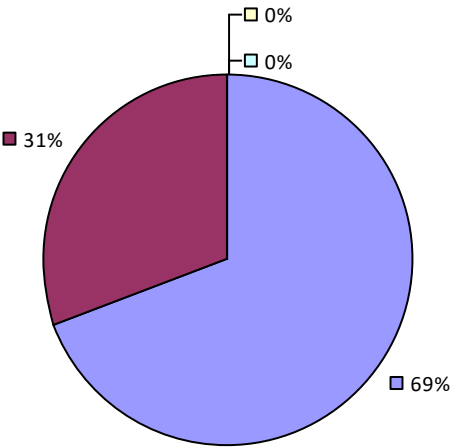
2022-23 TEACHER EVALUATION RESULTS

Student performance results not shown due to suppression*

Teacher Observation



Overall Rating

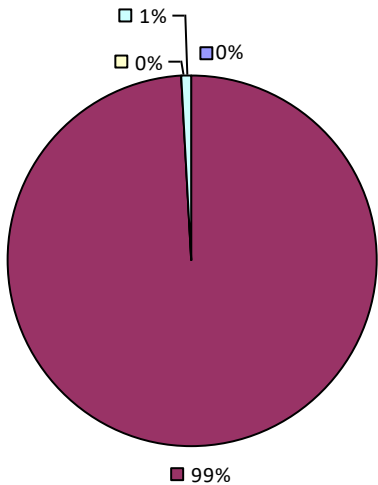


2022-23 PRINCIPAL EVALUATION RESULTS NOT SUBMITTED

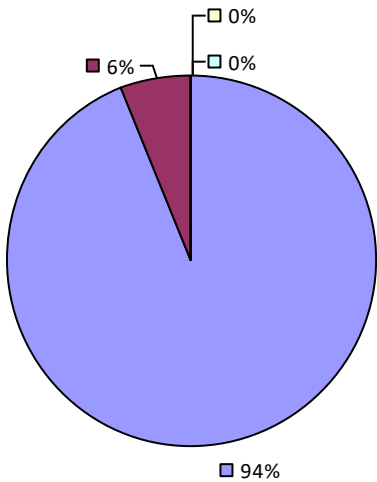
* Data is suppressed if 100% of teachers/principals received the same rating or if the total teachers/principals in an LEA is less than five.

LOCKPORT CITY SD
2022-23 TEACHER EVALUATION RESULTS

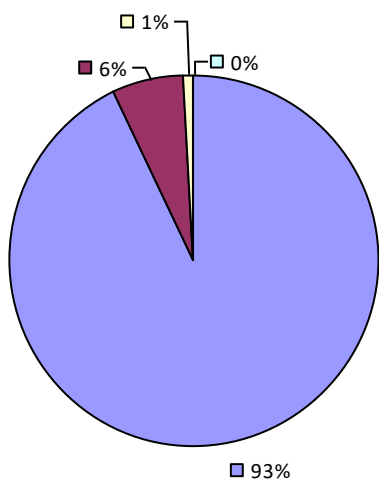
Student Performance



Teacher Observation



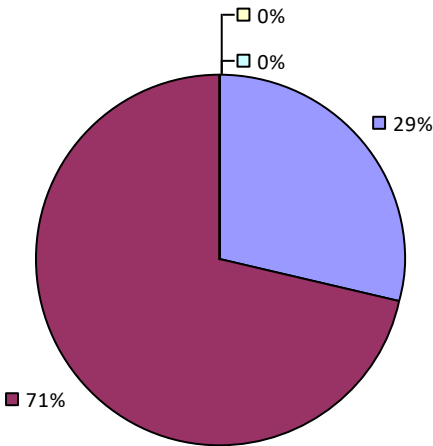
Overall Rating



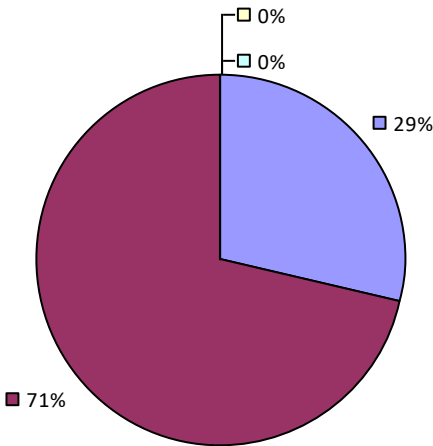
2022-23 PRINCIPAL EVALUATION RESULTS

Student performance results not shown due to suppression*

Principal School Visits



Overall Rating



* Data is suppressed if 100% of teachers/principals received the same rating or if the total teachers/principals in an LEA is less than five.

LOCUST VALLEY CSD

*2022-23 TEACHER EVALUATION RESULTS NOT SHOWN DUE TO SUPPRESSION**

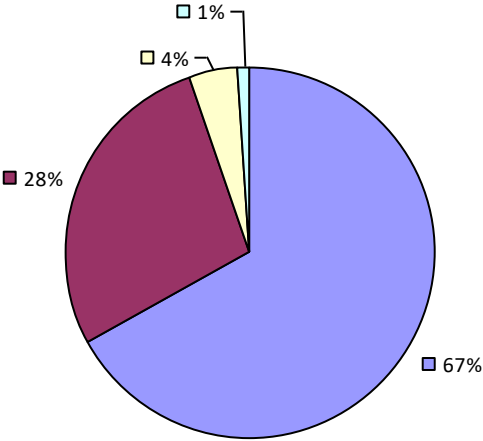
*2022-23 PRINCIPAL EVALUATION RESULTS NOT SHOWN DUE TO SUPPRESSION**

** Data is suppressed if 100% of teachers/principals received the same rating or if the total teachers/principals in an LEA is less than five.*

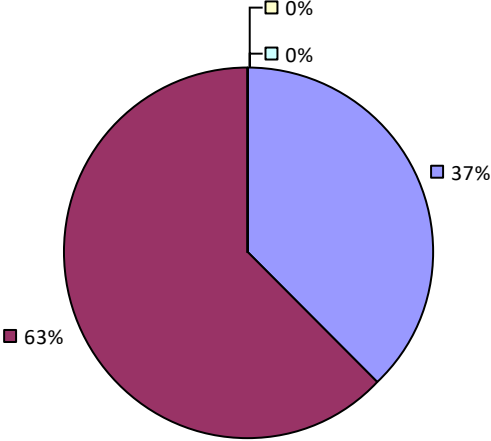
LONG BEACH CITY SD

2022-23 TEACHER EVALUATION RESULTS

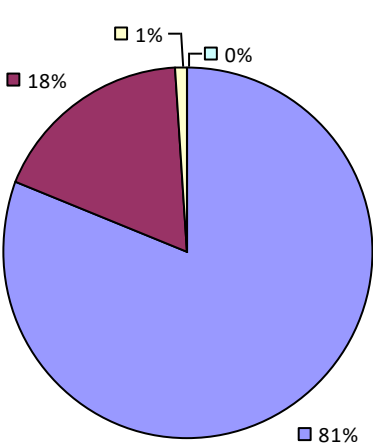
Student Performance



Teacher Observation

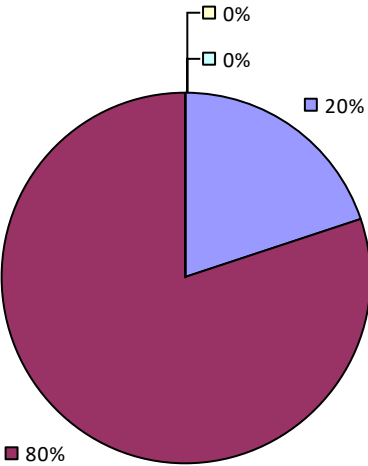


Overall Rating



2022-23 PRINCIPAL EVALUATION RESULTS

Student Performance



Principal school visit results not shown due to suppression*

Overall results not shown due to suppression*

* Data is suppressed if 100% of teachers/principals received the same rating or if the total teachers/principals in an LEA is less than five.

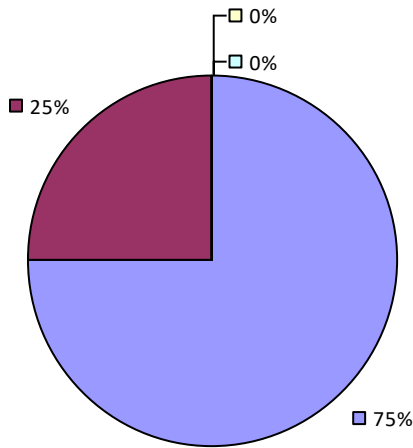
LONG LAKE CSD

2022-23 TEACHER EVALUATION RESULTS

Student performance results not shown due to suppression*

Teacher Observation

Overall results not shown due to suppression*



2022-23 PRINCIPAL EVALUATION RESULTS NOT SHOWN DUE TO SUPPRESSION*

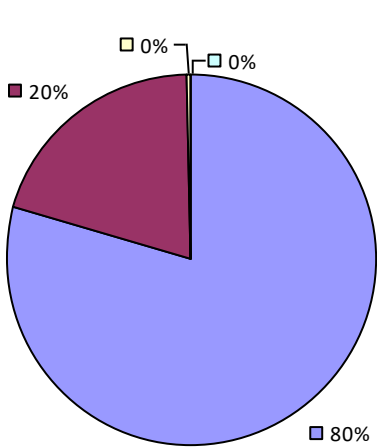
* Data is suppressed if 100% of teachers/principals received the same rating or if the total teachers/principals in an LEA is less than five.

LONGWOOD CSD

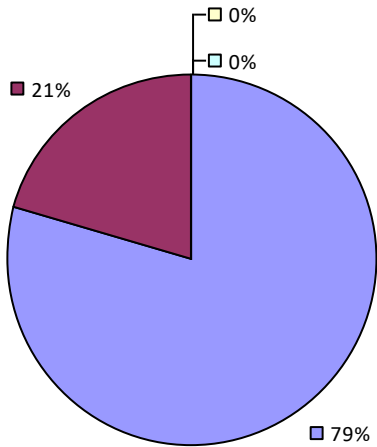
2022-23 TEACHER EVALUATION RESULTS

Student performance results not shown due to suppression*

Teacher Observation



Overall Rating

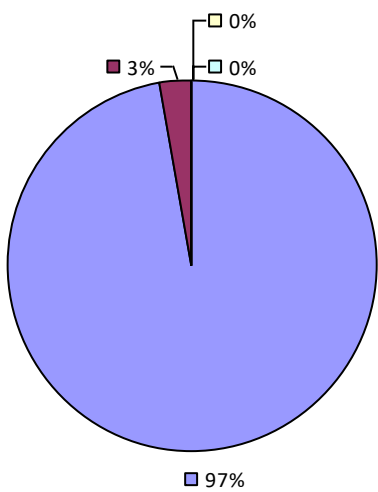


2022-23 PRINCIPAL EVALUATION RESULTS NOT SHOWN DUE TO SUPPRESSION*

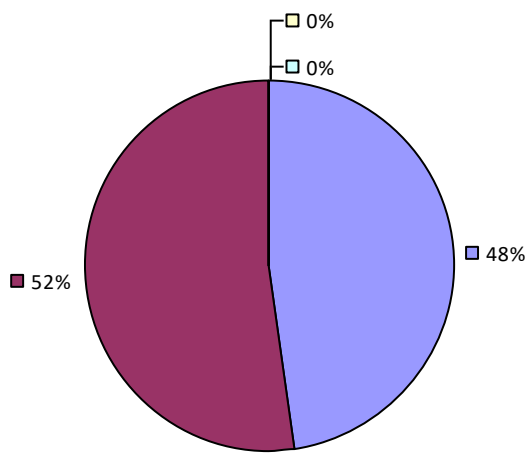
* Data is suppressed if 100% of teachers/principals received the same rating or if the total teachers/principals in an LEA is less than five.

LOWVILLE ACADEMY & CSD
2022-23 TEACHER EVALUATION RESULTS

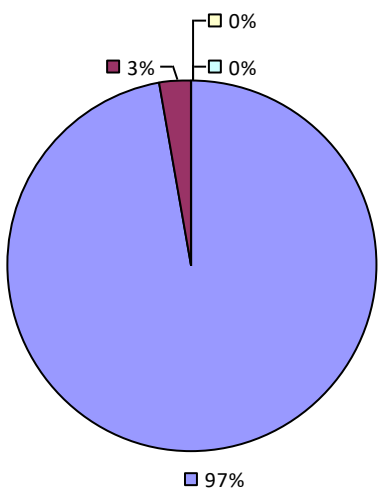
Student Performance



Teacher Observation



Overall Rating

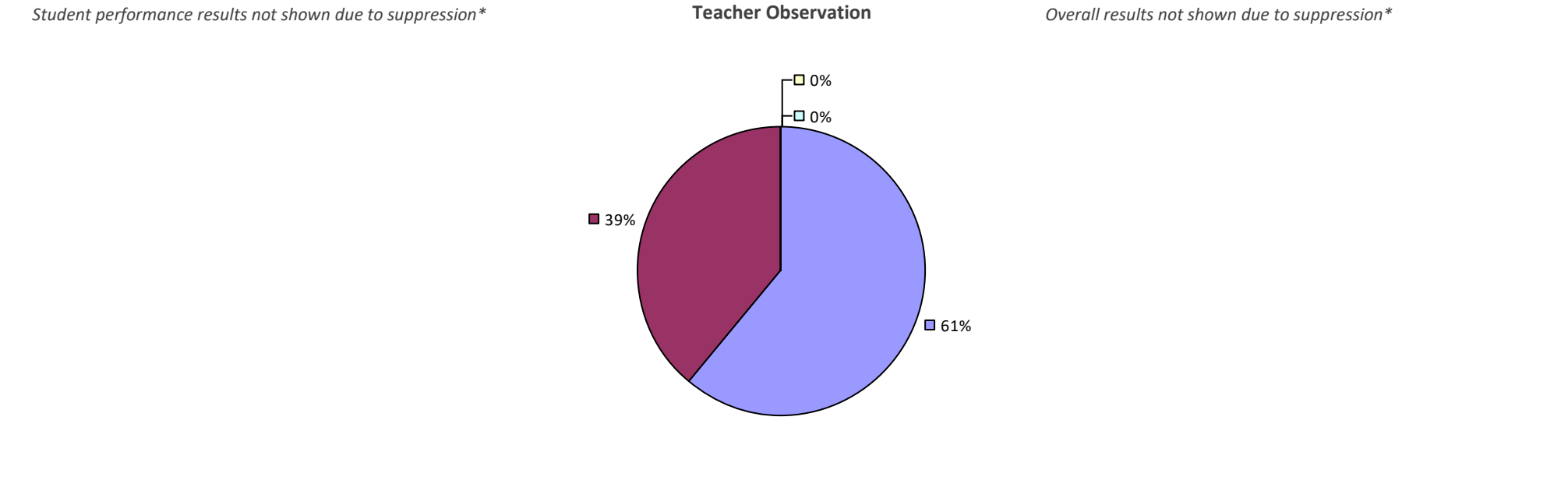


2022-23 PRINCIPAL EVALUATION RESULTS NOT SHOWN DUE TO SUPPRESSION*

* Data is suppressed if 100% of teachers/principals received the same rating or if the total teachers/principals in an LEA is less than five.

LYME CSD

2022-23 TEACHER EVALUATION RESULTS

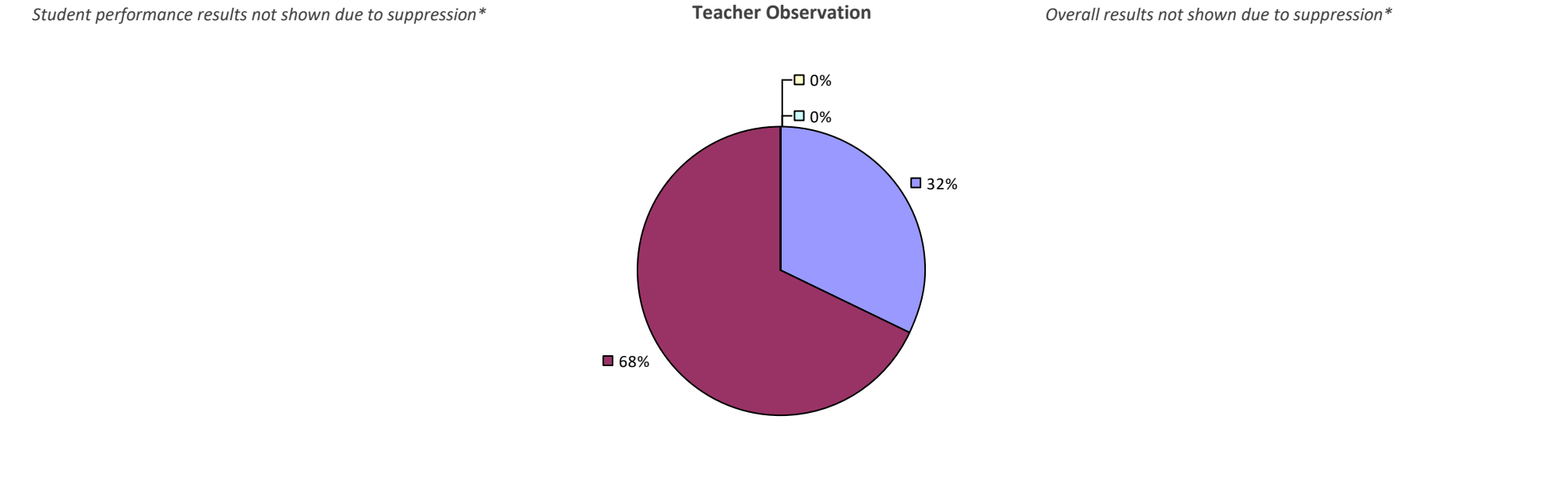


2022-23 PRINCIPAL EVALUATION RESULTS NOT SHOWN DUE TO SUPPRESSION*

* Data is suppressed if 100% of teachers/principals received the same rating or if the total teachers/principals in an LEA is less than five.

LYNBROOK UFSD

2022-23 TEACHER EVALUATION RESULTS



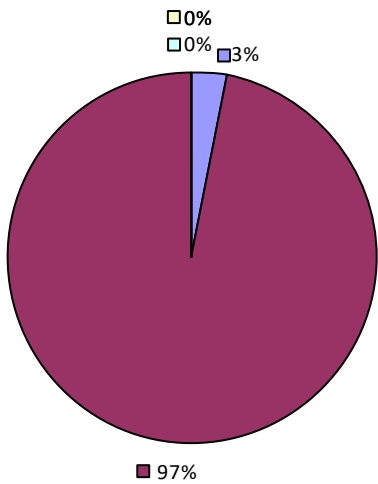
2022-23 PRINCIPAL EVALUATION RESULTS NOT SHOWN DUE TO SUPPRESSION*

* Data is suppressed if 100% of teachers/principals received the same rating or if the total teachers/principals in an LEA is less than five.

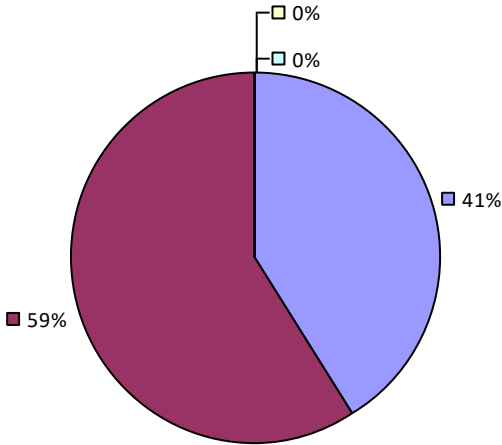
LYNCOURT UFSD

2022-23 TEACHER EVALUATION RESULTS

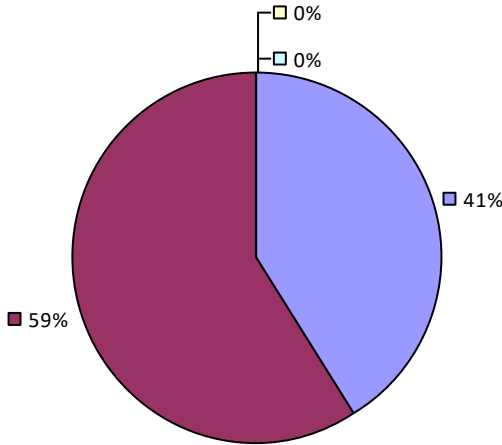
Student Performance



Teacher Observation



Overall Rating



2022-23 PRINCIPAL EVALUATION RESULTS NOT SHOWN DUE TO SUPPRESSION*

* Data is suppressed if 100% of teachers/principals received the same rating or if the total teachers/principals in an LEA is less than five.

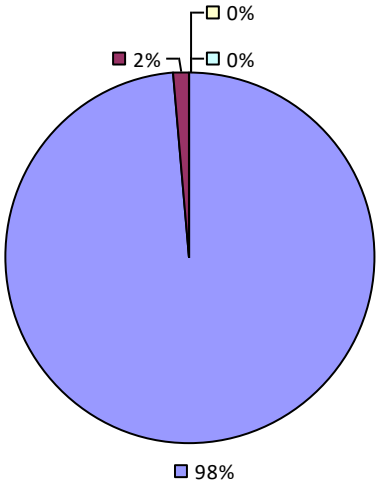
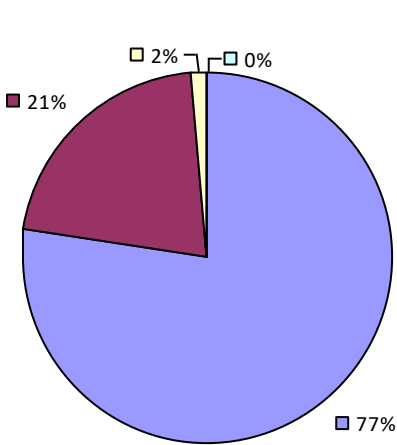
LYNDONVILLE CSD

2022-23 TEACHER EVALUATION RESULTS

Student performance results not shown due to suppression*

Teacher Observation

Overall Rating



2022-23 PRINCIPAL EVALUATION RESULTS NOT SHOWN DUE TO SUPPRESSION*

* Data is suppressed if 100% of teachers/principals received the same rating or if the total teachers/principals in an LEA is less than five.

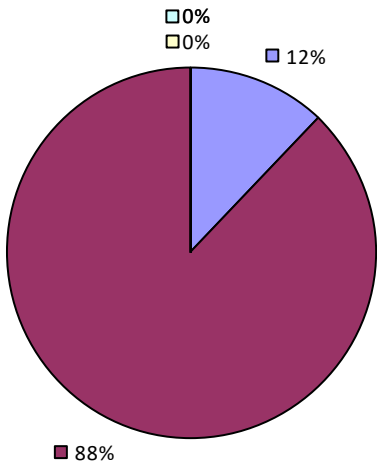
LYONS CSD

2022-23 TEACHER EVALUATION RESULTS

Student performance results not shown due to suppression*

Teacher Observation

Overall results not shown due to suppression*



2022-23 PRINCIPAL EVALUATION RESULTS NOT SHOWN DUE TO SUPPRESSION*

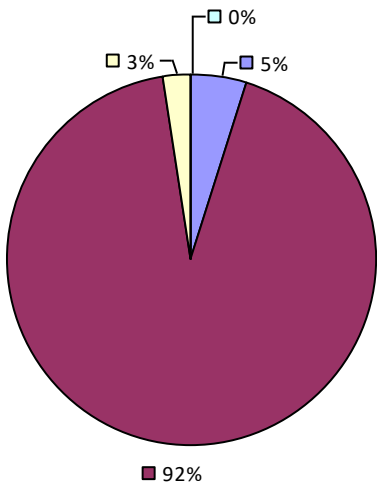
* Data is suppressed if 100% of teachers/principals received the same rating or if the total teachers/principals in an LEA is less than five.

MADISON CSD

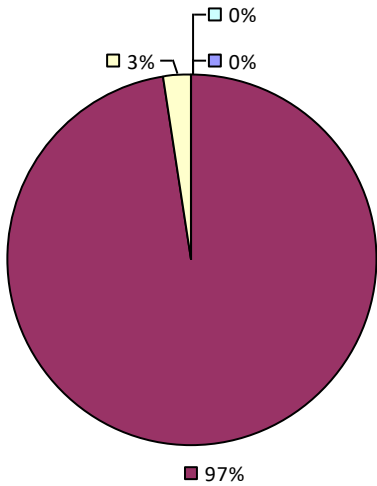
2022-23 TEACHER EVALUATION RESULTS

Student performance results not shown due to suppression*

Teacher Observation



Overall Rating



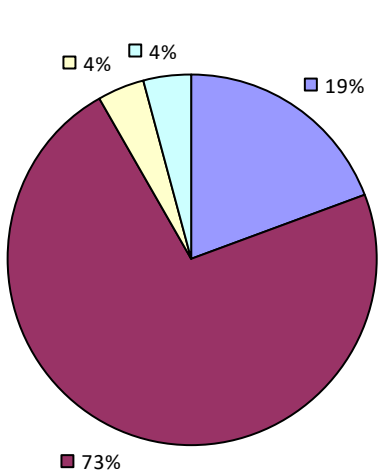
2022-23 PRINCIPAL EVALUATION RESULTS NOT SHOWN DUE TO SUPPRESSION*

* Data is suppressed if 100% of teachers/principals received the same rating or if the total teachers/principals in an LEA is less than five.

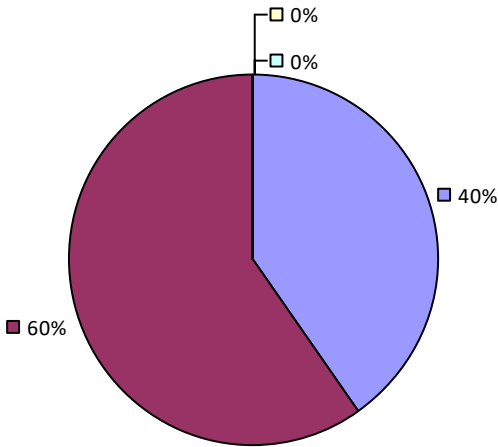
MADISON-ONEIDA BOCES

2022-23 TEACHER EVALUATION RESULTS

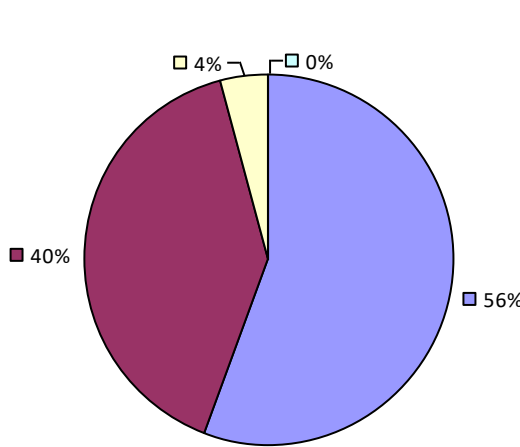
Student Performance



Teacher Observation



Overall Rating

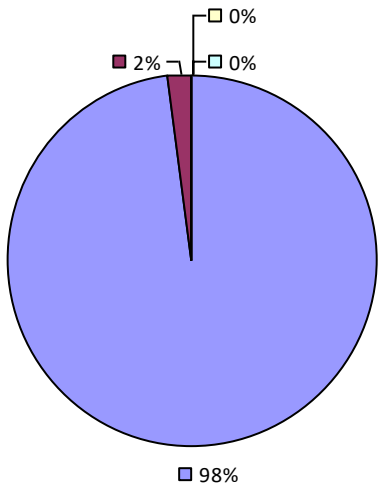


2022-23 PRINCIPAL EVALUATION RESULTS NOT SHOWN DUE TO SUPPRESSION*

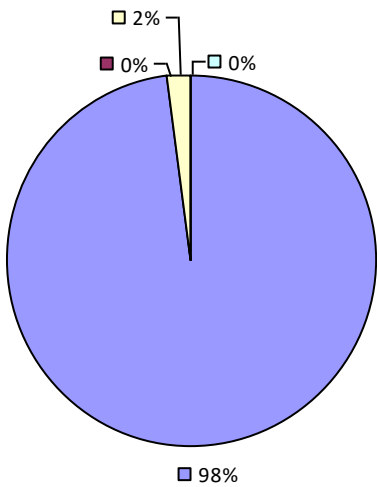
* Data is suppressed if 100% of teachers/principals received the same rating or if the total teachers/principals in an LEA is less than five.

MADRID-WADDINGTON CSD
2022-23 TEACHER EVALUATION RESULTS

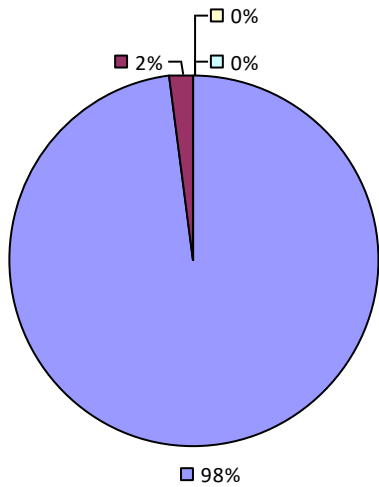
Student Performance



Teacher Observation



Overall Rating



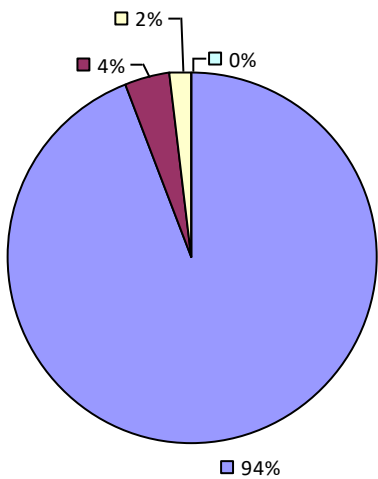
2022-23 PRINCIPAL EVALUATION RESULTS NOT SHOWN DUE TO SUPPRESSION*

* Data is suppressed if 100% of teachers/principals received the same rating or if the total teachers/principals in an LEA is less than five.

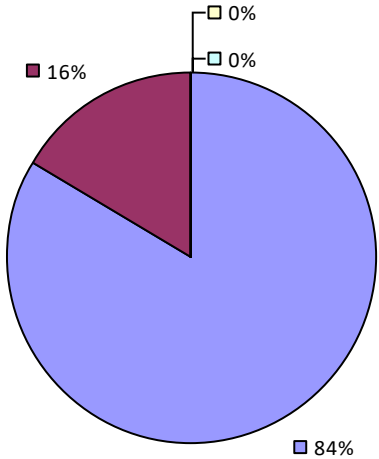
MAHOPAC CSD

2022-23 TEACHER EVALUATION RESULTS

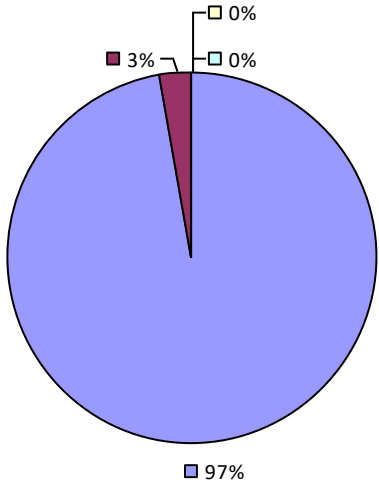
Student Performance



Teacher Observation

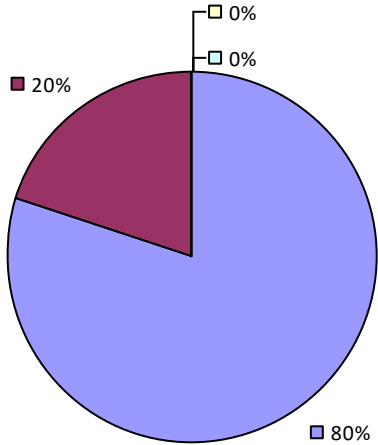


Overall Rating



2022-23 PRINCIPAL EVALUATION RESULTS

Student Performance



Principal school visit results not shown due to suppression*

Overall results not shown due to suppression*

* Data is suppressed if 100% of teachers/principals received the same rating or if the total teachers/principals in an LEA is less than five.

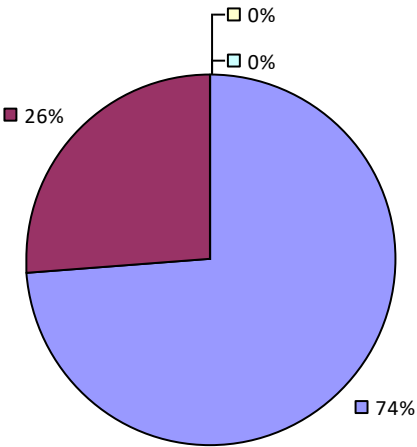
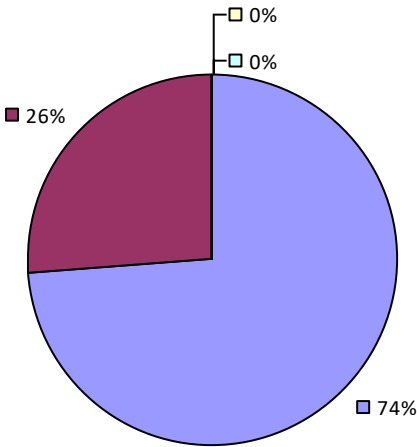
MAINE-ENDWELL CSD

2022-23 TEACHER EVALUATION RESULTS

Student performance results not shown due to suppression*

Teacher Observation

Overall Rating



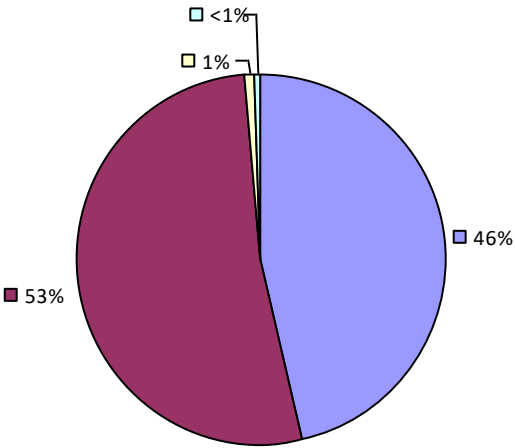
2022-23 PRINCIPAL EVALUATION RESULTS NOT SHOWN DUE TO SUPPRESSION*

* Data is suppressed if 100% of teachers/principals received the same rating or if the total teachers/principals in an LEA is less than five.

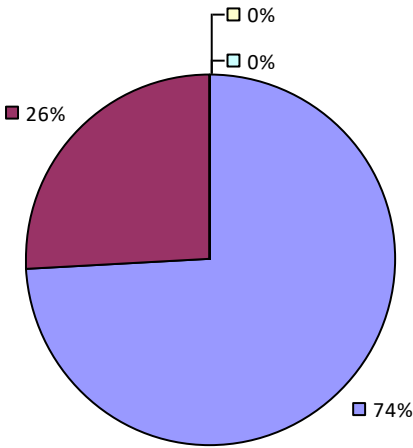
MALONE CSD

2022-23 TEACHER EVALUATION RESULTS

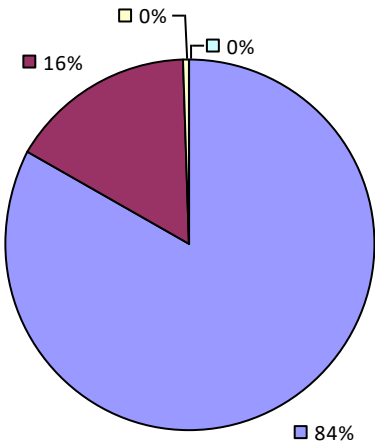
Student Performance



Teacher Observation



Overall Rating



2022-23 PRINCIPAL EVALUATION RESULTS NOT SUBMITTED

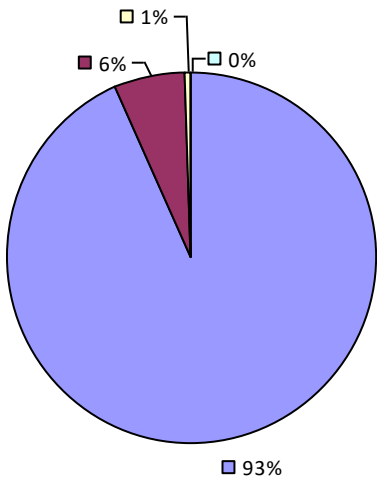
* Data is suppressed if 100% of teachers/principals received the same rating or if the total teachers/principals in an LEA is less than five.

MALVERNE UFSD

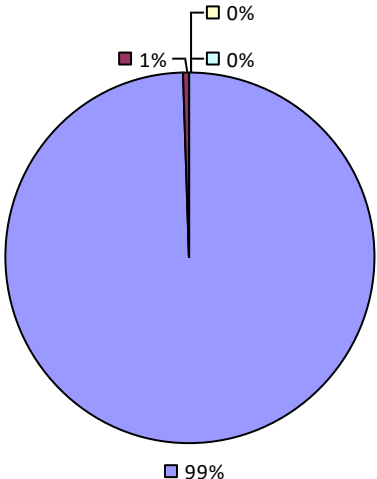
2022-23 TEACHER EVALUATION RESULTS

Student performance results not shown due to suppression*

Teacher Observation



Overall Rating



2022-23 PRINCIPAL EVALUATION RESULTS NOT SHOWN DUE TO SUPPRESSION*

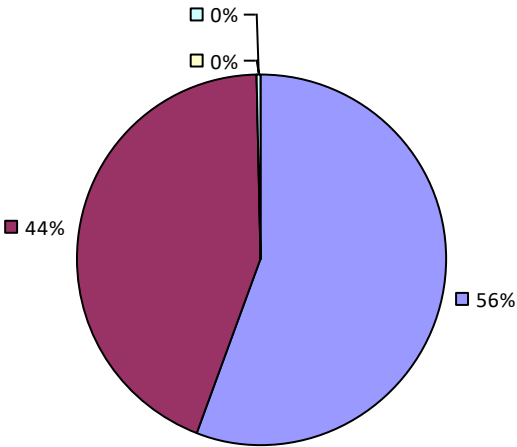
* Data is suppressed if 100% of teachers/principals received the same rating or if the total teachers/principals in an LEA is less than five.

MAMARONECK UFSD

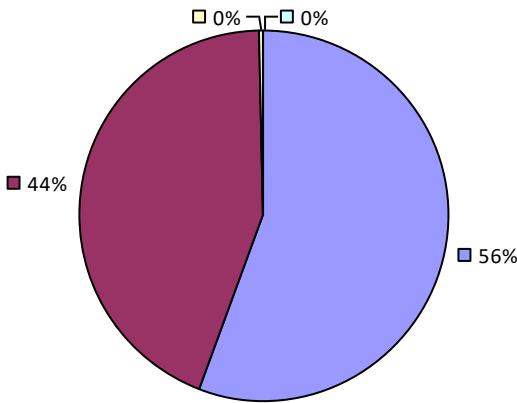
2022-23 TEACHER EVALUATION RESULTS

Student performance results not shown due to suppression*

Teacher Observation



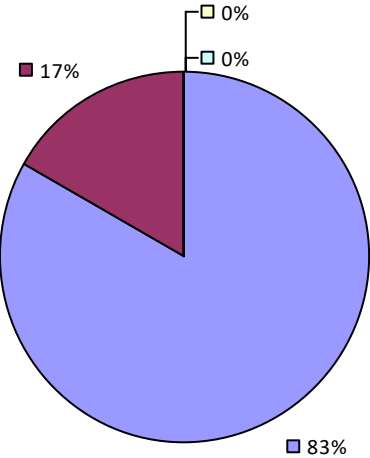
Overall Rating



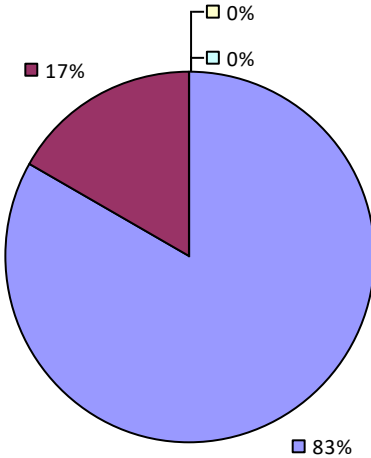
2022-23 PRINCIPAL EVALUATION RESULTS

Student performance results not shown due to suppression*

Principal School Visits



Overall Rating



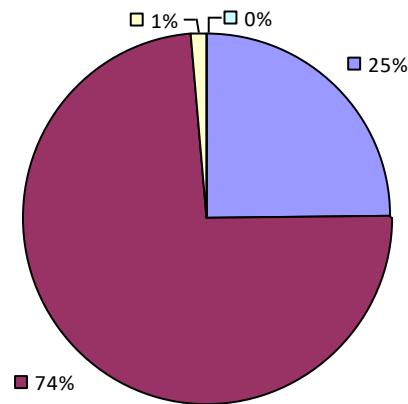
* Data is suppressed if 100% of teachers/principals received the same rating or if the total teachers/principals in an LEA is less than five.

MANCHESTER-SHORTSVILLE CSD (RED JACK)

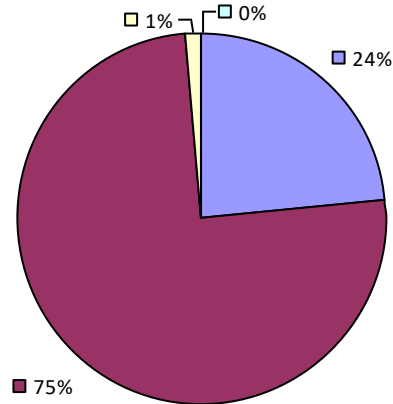
2022-23 TEACHER EVALUATION RESULTS

Student performance results not shown due to suppression*

Teacher Observation



Overall Rating



2022-23 PRINCIPAL EVALUATION RESULTS NOT SHOWN DUE TO SUPPRESSION*

* Data is suppressed if 100% of teachers/principals received the same rating or if the total teachers/principals in an LEA is less than five.

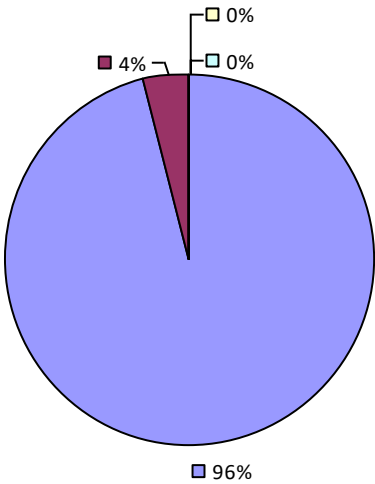
MANHASSET UFSD

2022-23 TEACHER EVALUATION RESULTS

Student performance results not shown due to suppression*

Teacher Observation

Overall results not shown due to suppression*



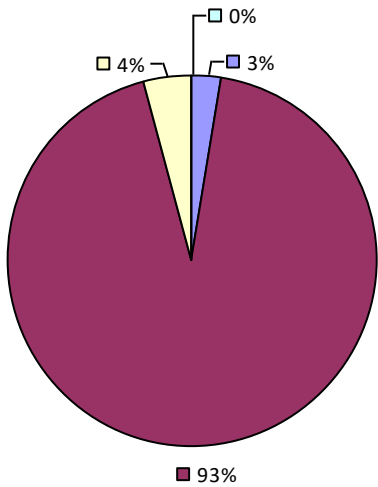
2022-23 PRINCIPAL EVALUATION RESULTS NOT SHOWN DUE TO SUPPRESSION*

* Data is suppressed if 100% of teachers/principals received the same rating or if the total teachers/principals in an LEA is less than five.

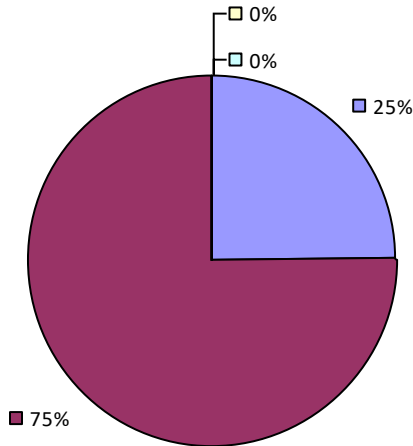
MARATHON CSD

2022-23 TEACHER EVALUATION RESULTS

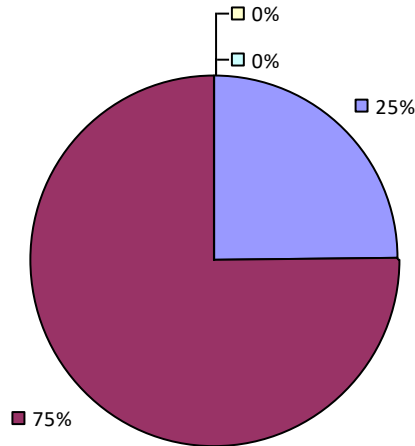
Student Performance



Teacher Observation



Overall Rating



2022-23 PRINCIPAL EVALUATION RESULTS NOT SHOWN DUE TO SUPPRESSION*

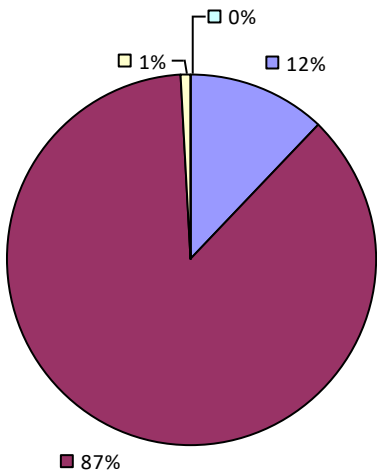
* Data is suppressed if 100% of teachers/principals received the same rating or if the total teachers/principals in an LEA is less than five.

MARCELLUS CSD

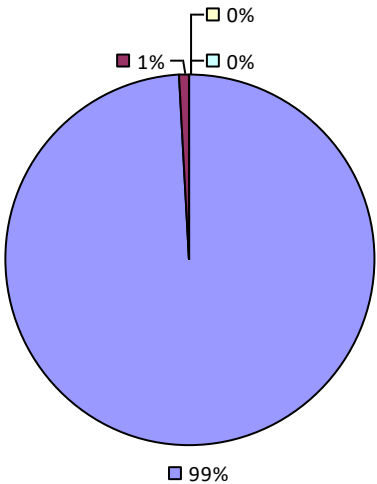
2022-23 TEACHER EVALUATION RESULTS

Student performance results not shown due to suppression*

Teacher Observation



Overall Rating



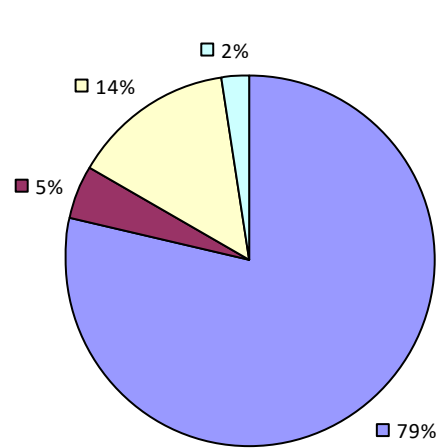
2022-23 PRINCIPAL EVALUATION RESULTS NOT SHOWN DUE TO SUPPRESSION*

* Data is suppressed if 100% of teachers/principals received the same rating or if the total teachers/principals in an LEA is less than five.

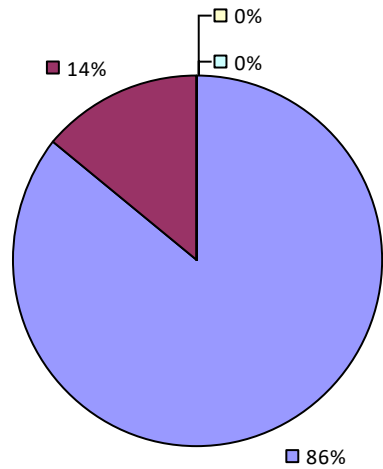
MARGARETVILLE CSD

2022-23 TEACHER EVALUATION RESULTS

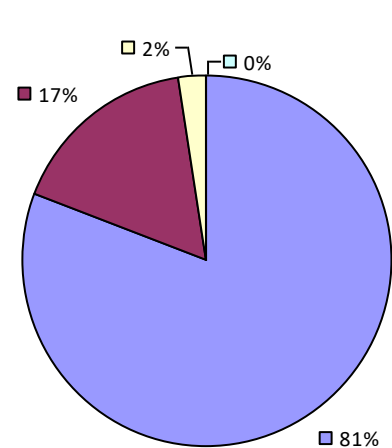
Student Performance



Teacher Observation



Overall Rating



2022-23 PRINCIPAL EVALUATION RESULTS NOT SHOWN DUE TO SUPPRESSION*

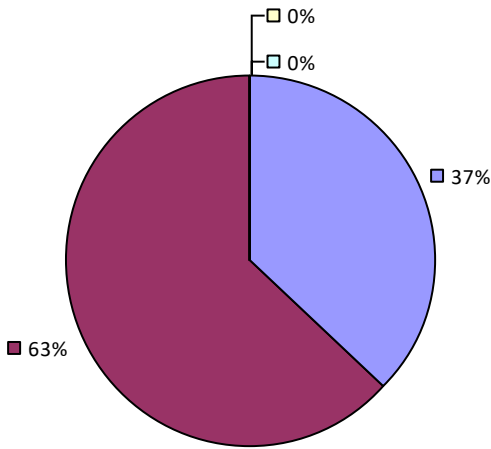
* Data is suppressed if 100% of teachers/principals received the same rating or if the total teachers/principals in an LEA is less than five.

MARION CSD

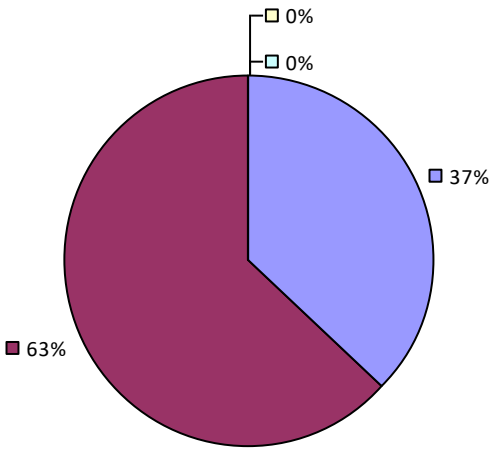
2022-23 TEACHER EVALUATION RESULTS

Student performance results not shown due to suppression*

Teacher Observation



Overall Rating

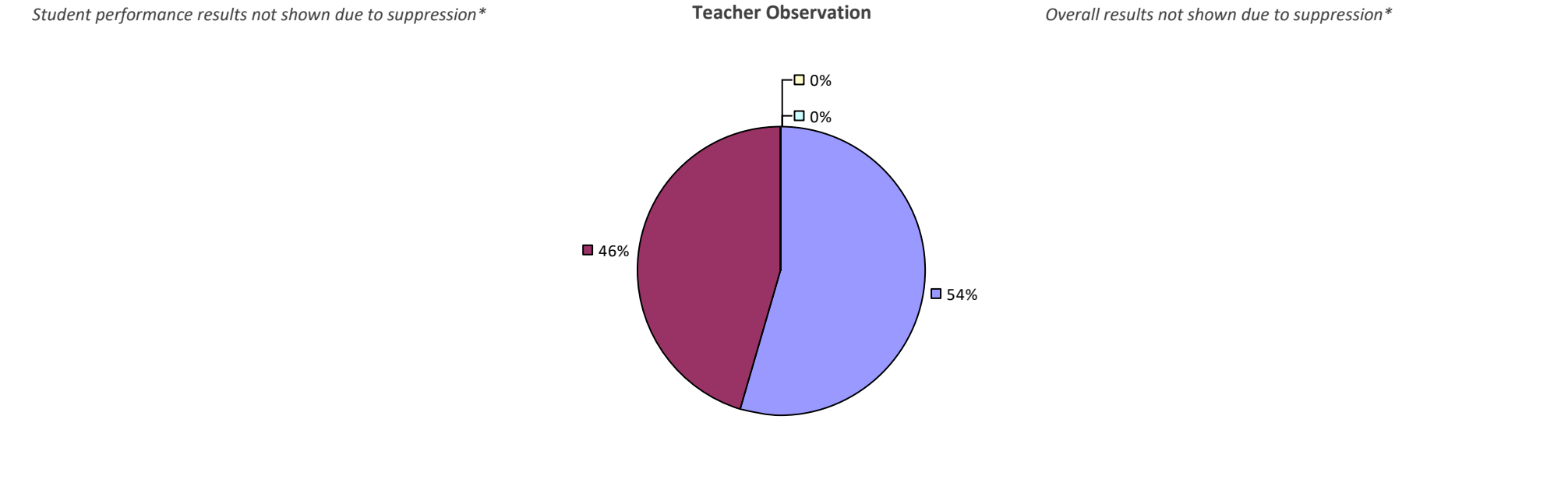


2022-23 PRINCIPAL EVALUATION RESULTS NOT SHOWN DUE TO SUPPRESSION*

* Data is suppressed if 100% of teachers/principals received the same rating or if the total teachers/principals in an LEA is less than five.

MARLBORO CSD

2022-23 TEACHER EVALUATION RESULTS



2022-23 PRINCIPAL EVALUATION RESULTS NOT SHOWN DUE TO SUPPRESSION*

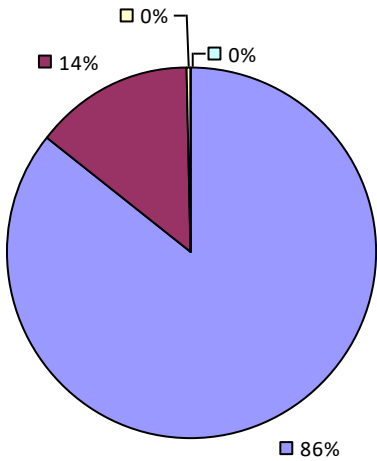
* Data is suppressed if 100% of teachers/principals received the same rating or if the total teachers/principals in an LEA is less than five.

MASSAPEQUA UFSD

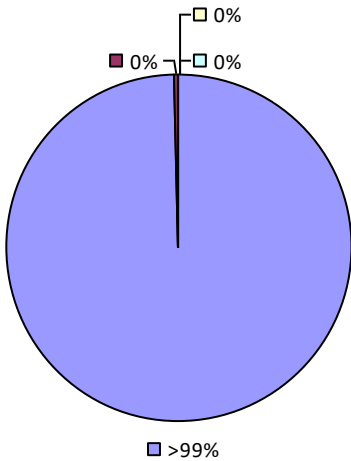
2022-23 TEACHER EVALUATION RESULTS

Student performance results not shown due to suppression*

Teacher Observation



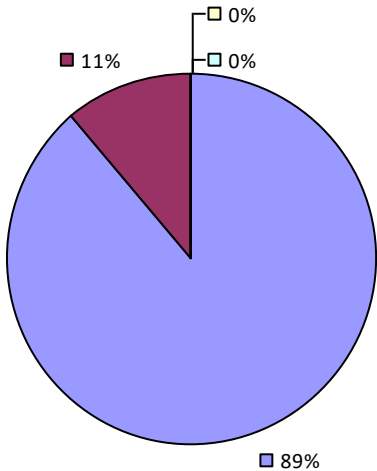
Overall Rating



2022-23 PRINCIPAL EVALUATION RESULTS

Student performance results not shown due to suppression*

Principal School Visits



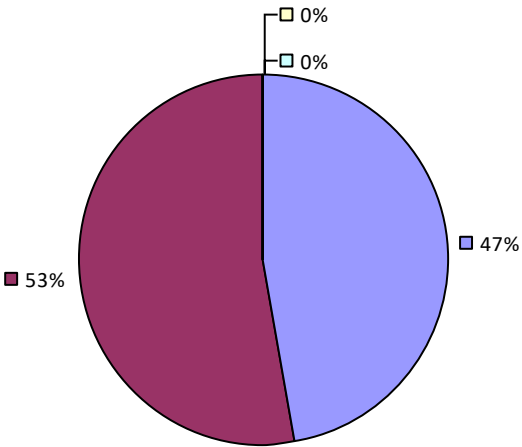
Overall results not shown due to suppression*

* Data is suppressed if 100% of teachers/principals received the same rating or if the total teachers/principals in an LEA is less than five.

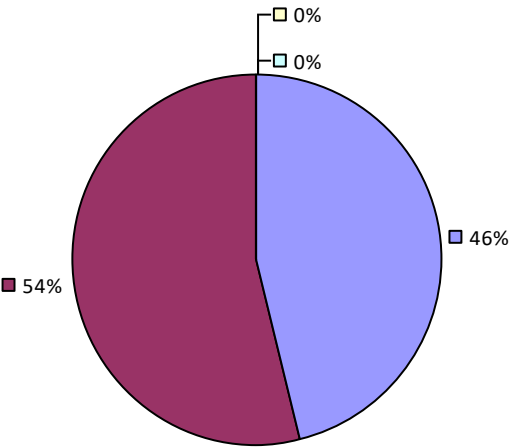
MASSENA CSD

Student performance results not shown due to suppression*

Teacher Observation

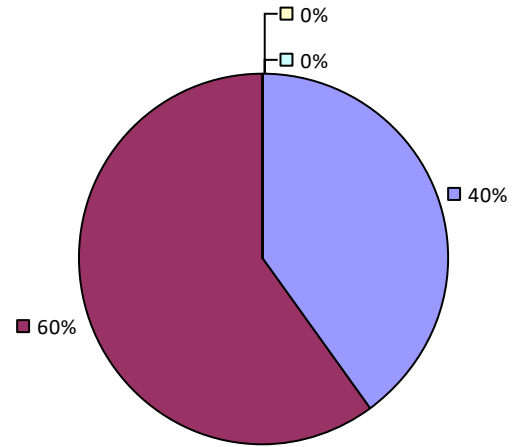


Overall Rating

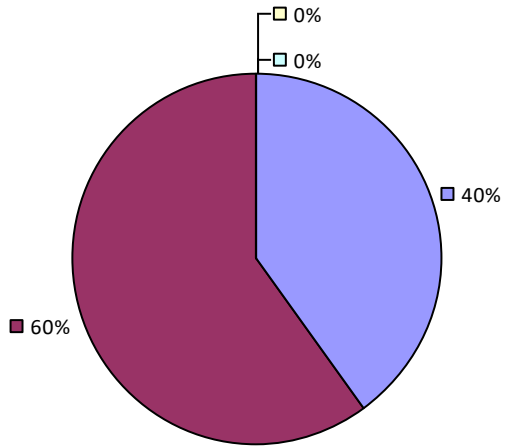


Student performance results not shown due to suppression*

Principal School Visits



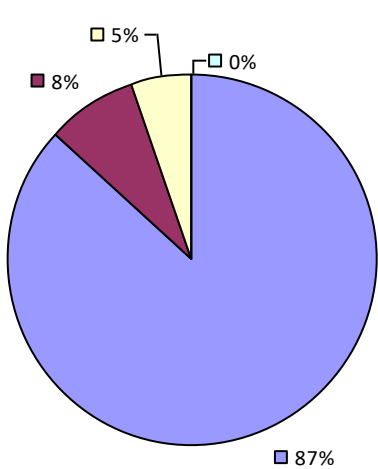
Overall Rating



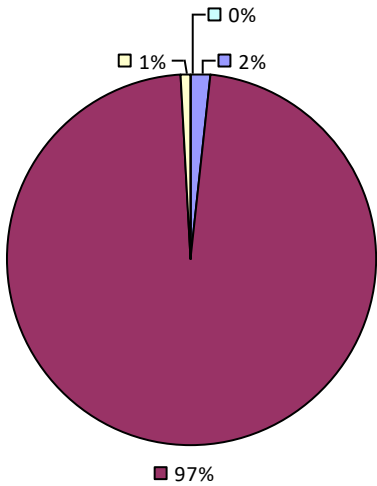
* Data is suppressed if 100% of teachers/principals received the same rating or if the total teachers/principals in an LEA is less than five.

MATTITUCK-CUTCHOQUE UFSD
2022-23 TEACHER EVALUATION RESULTS

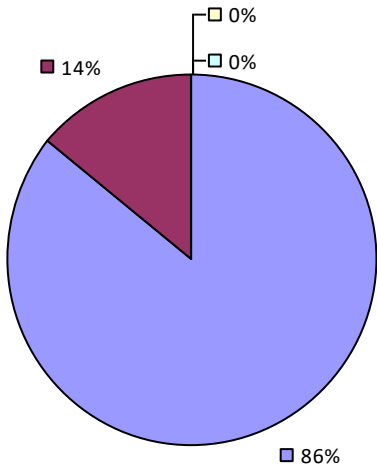
Student Performance



Teacher Observation



Overall Rating



2022-23 PRINCIPAL EVALUATION RESULTS NOT SHOWN DUE TO SUPPRESSION*

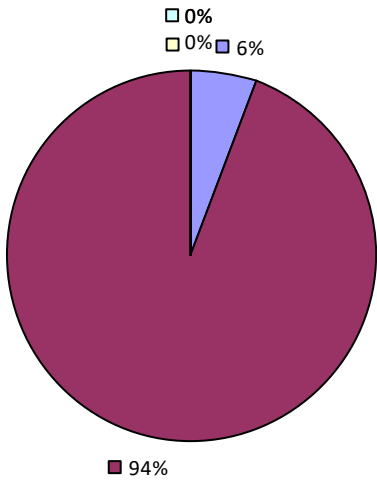
* Data is suppressed if 100% of teachers/principals received the same rating or if the total teachers/principals in an LEA is less than five.

MAYFIELD CSD

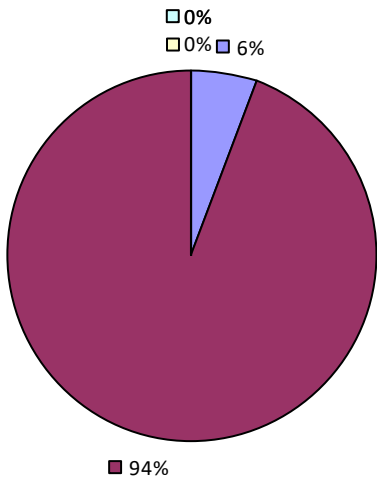
2022-23 TEACHER EVALUATION RESULTS

Student performance results not shown due to suppression*

Teacher Observation



Overall Rating



2022-23 PRINCIPAL EVALUATION RESULTS NOT SHOWN DUE TO SUPPRESSION*

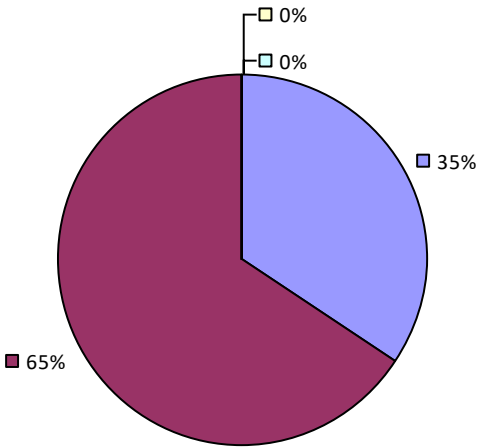
* Data is suppressed if 100% of teachers/principals received the same rating or if the total teachers/principals in an LEA is less than five.

2022-23 TEACHER EVALUATION RESULTS

Student performance results not shown due to suppression*

Teacher Observation

Overall results not shown due to suppression*



2022-23 PRINCIPAL EVALUATION RESULTS NOT SHOWN DUE TO SUPPRESSION*

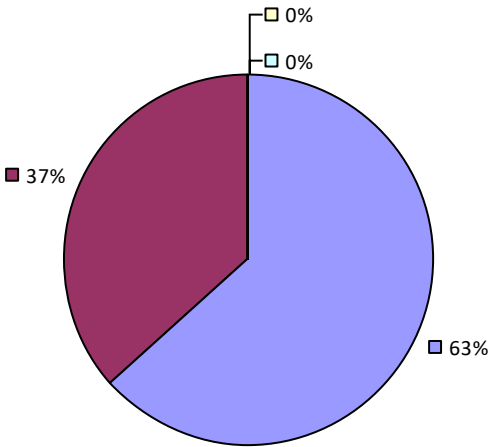
* Data is suppressed if 100% of teachers/principals received the same rating or if the total teachers/principals in an LEA is less than five.

MECHANICVILLE CITY SD

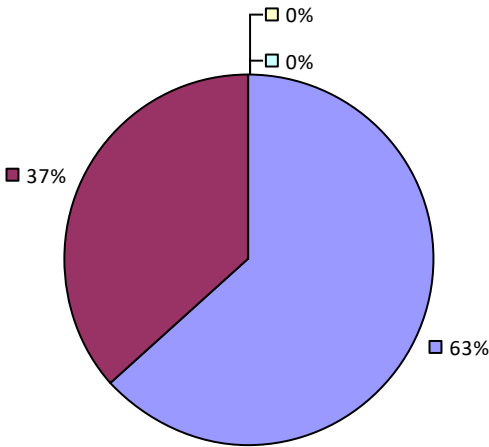
2022-23 TEACHER EVALUATION RESULTS

Student performance results not shown due to suppression*

Teacher Observation



Overall Rating



2022-23 PRINCIPAL EVALUATION RESULTS NOT SHOWN DUE TO SUPPRESSION*

* Data is suppressed if 100% of teachers/principals received the same rating or if the total teachers/principals in an LEA is less than five.

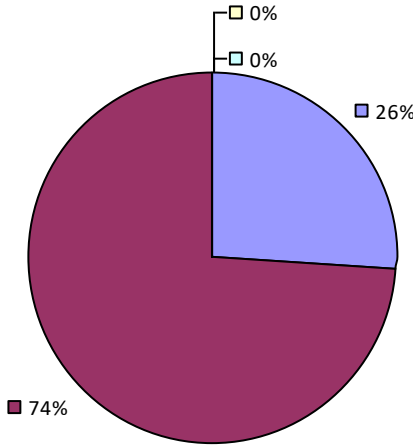
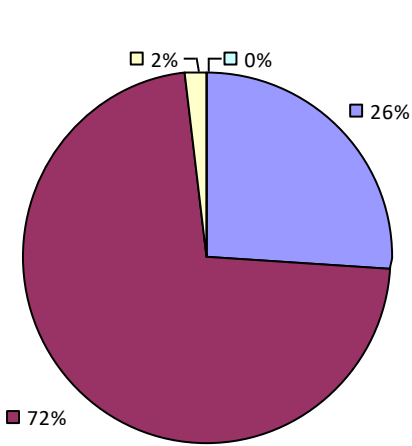
MEDINA CSD

2022-23 TEACHER EVALUATION RESULTS

Student performance results not shown due to suppression*

Teacher Observation

Overall Rating



2022-23 PRINCIPAL EVALUATION RESULTS NOT SHOWN DUE TO SUPPRESSION*

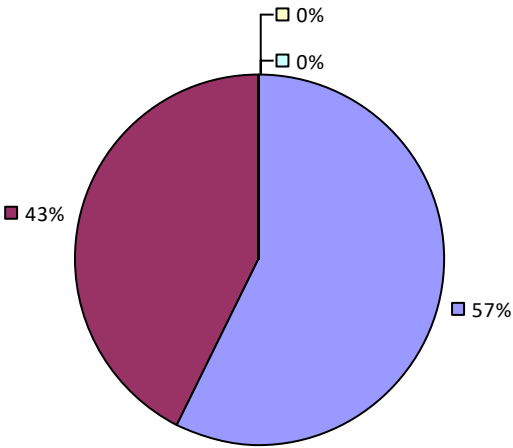
* Data is suppressed if 100% of teachers/principals received the same rating or if the total teachers/principals in an LEA is less than five.

MENANDS UFSD

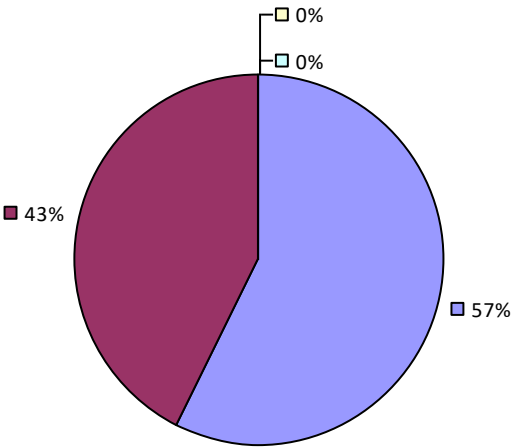
2022-23 TEACHER EVALUATION RESULTS

Student performance results not shown due to suppression*

Teacher Observation



Overall Rating



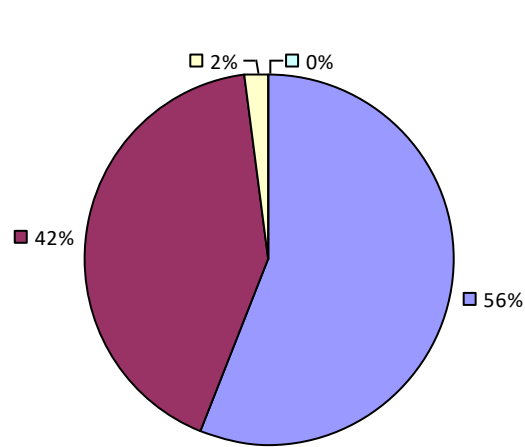
2022-23 PRINCIPAL EVALUATION RESULTS NOT SHOWN DUE TO SUPPRESSION*

* Data is suppressed if 100% of teachers/principals received the same rating or if the total teachers/principals in an LEA is less than five.

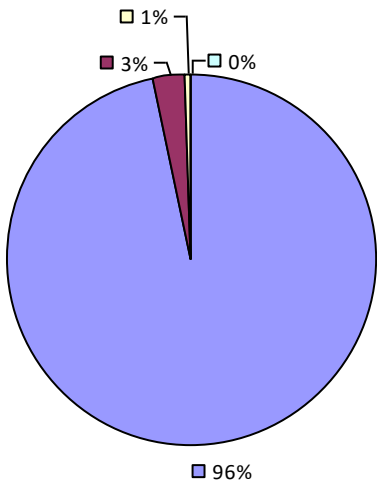
MERRICK UFSD

2022-23 TEACHER EVALUATION RESULTS

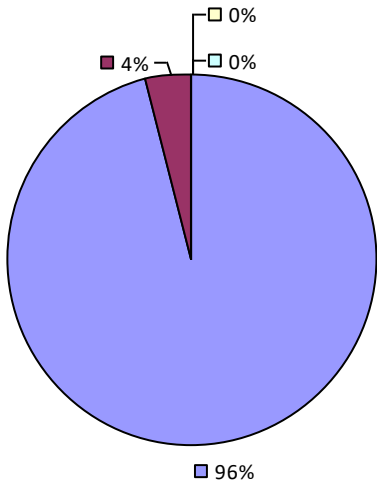
Student Performance



Teacher Observation



Overall Rating



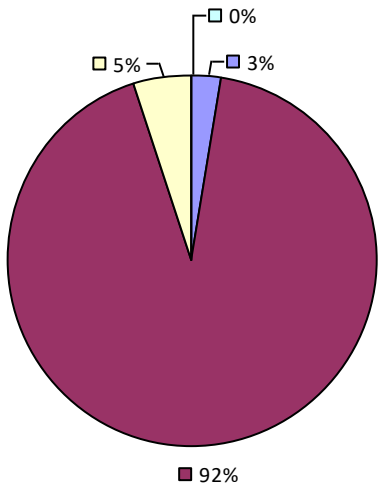
2022-23 PRINCIPAL EVALUATION RESULTS NOT SHOWN DUE TO SUPPRESSION*

* Data is suppressed if 100% of teachers/principals received the same rating or if the total teachers/principals in an LEA is less than five.

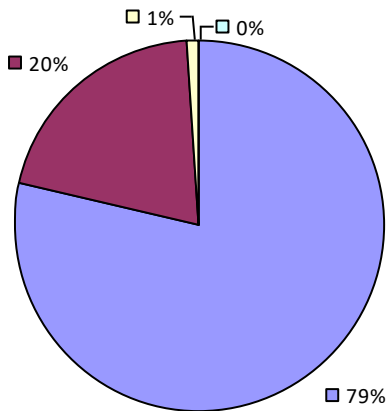
MEXICO CSD

2022-23 TEACHER EVALUATION RESULTS

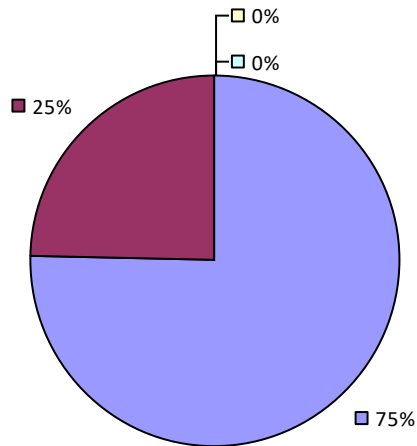
Student Performance



Teacher Observation



Overall Rating



2022-23 PRINCIPAL EVALUATION RESULTS NOT SHOWN DUE TO SUPPRESSION*

* Data is suppressed if 100% of teachers/principals received the same rating or if the total teachers/principals in an LEA is less than five.

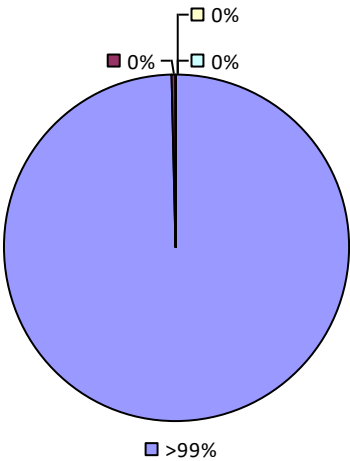
MIDDLE COUNTRY CSD

2022-23 TEACHER EVALUATION RESULTS

Student performance results not shown due to suppression*

Teacher Observation

Overall results not shown due to suppression*



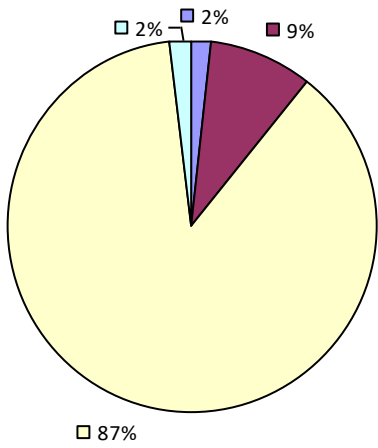
2022-23 PRINCIPAL EVALUATION RESULTS NOT SHOWN DUE TO SUPPRESSION*

* Data is suppressed if 100% of teachers/principals received the same rating or if the total teachers/principals in an LEA is less than five.

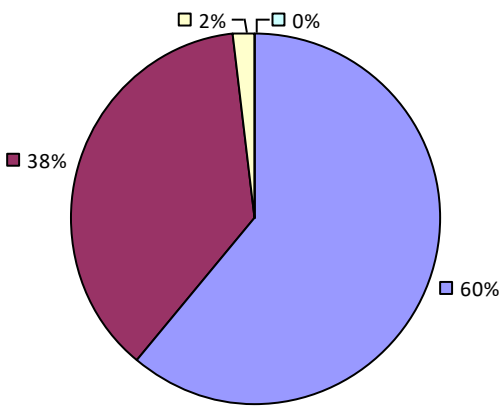
MIDDLEBURGH CSD

2022-23 TEACHER EVALUATION RESULTS

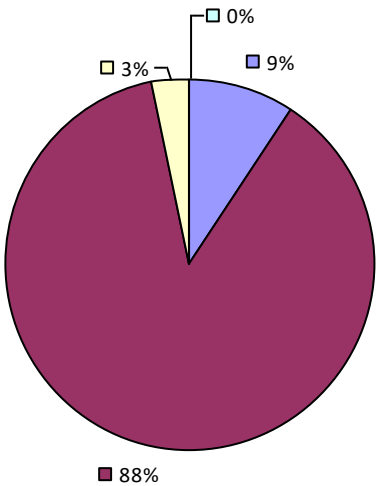
Student Performance



Teacher Observation



Overall Rating



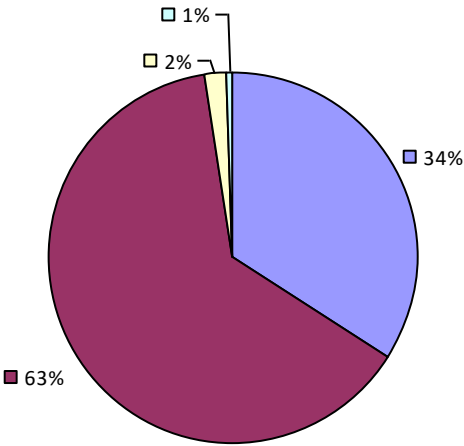
2022-23 PRINCIPAL EVALUATION RESULTS NOT SHOWN DUE TO SUPPRESSION*

* Data is suppressed if 100% of teachers/principals received the same rating or if the total teachers/principals in an LEA is less than five.

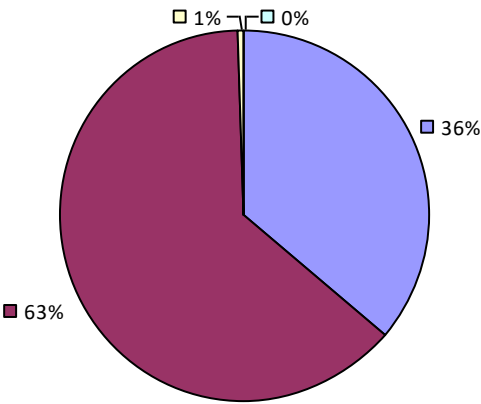
MIDDLETOWN CITY SD

2022-23 TEACHER EVALUATION RESULTS

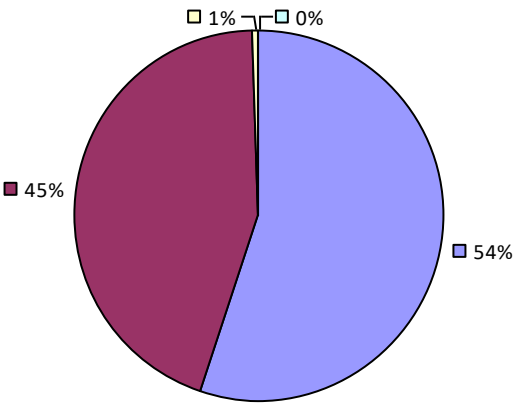
Student Performance



Teacher Observation

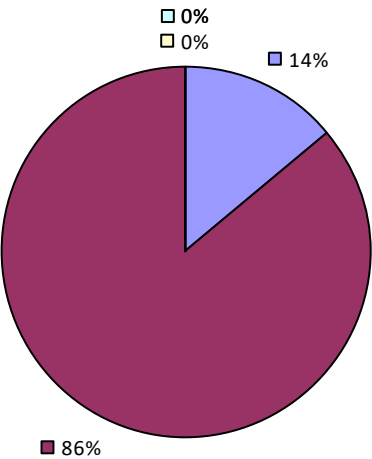


Overall Rating



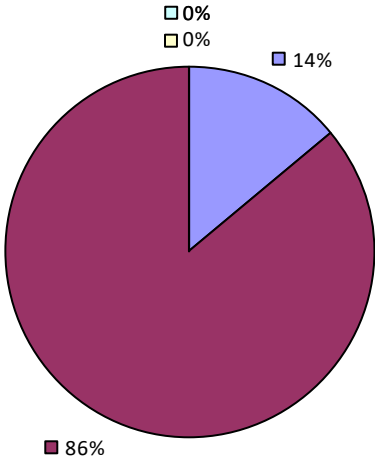
2022-23 PRINCIPAL EVALUATION RESULTS

Student Performance



Principal school visit results not shown due to suppression*

Overall Rating



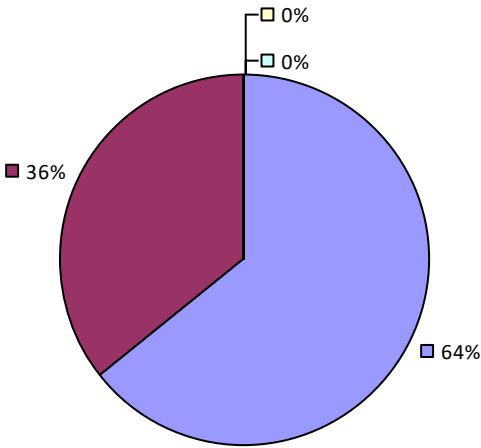
* Data is suppressed if 100% of teachers/principals received the same rating or if the total teachers/principals in an LEA is less than five.

MILFORD CSD

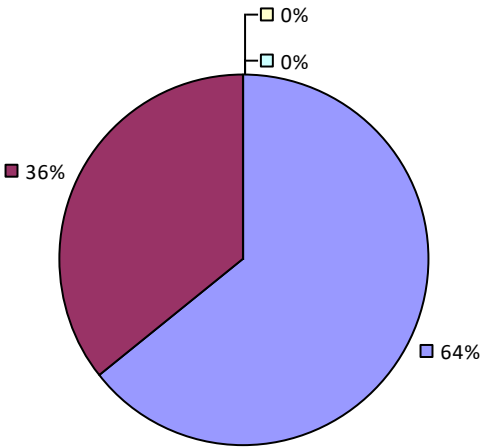
2022-23 TEACHER EVALUATION RESULTS

Student performance results not shown due to suppression*

Teacher Observation



Overall Rating

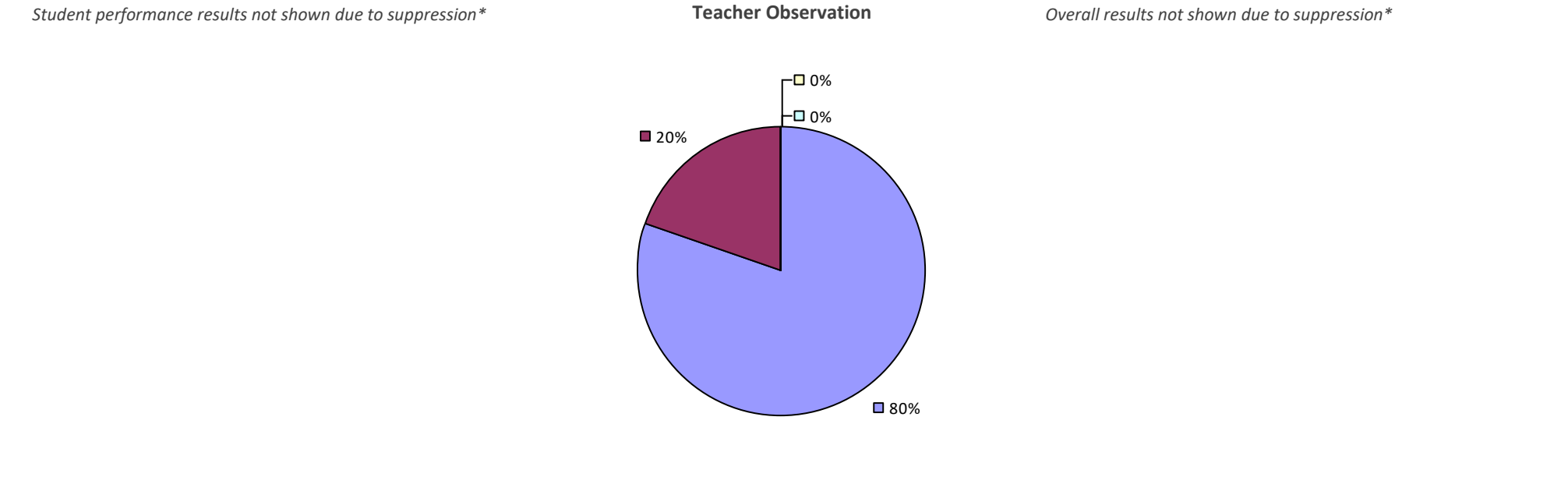


2022-23 PRINCIPAL EVALUATION RESULTS NOT SHOWN DUE TO SUPPRESSION*

* Data is suppressed if 100% of teachers/principals received the same rating or if the total teachers/principals in an LEA is less than five.

MILLBROOK CSD

2022-23 TEACHER EVALUATION RESULTS



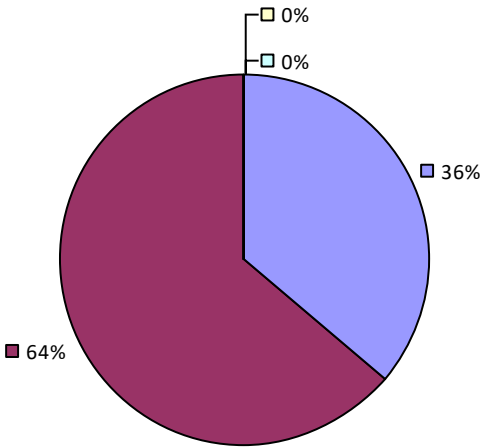
2022-23 PRINCIPAL EVALUATION RESULTS NOT SHOWN DUE TO SUPPRESSION*

MILLER PLACE UFSD

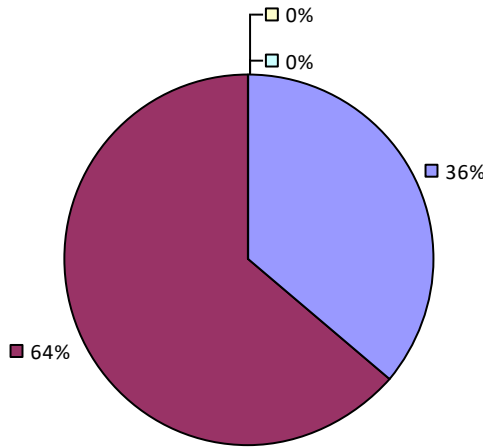
2022-23 TEACHER EVALUATION RESULTS

Student performance results not shown due to suppression*

Teacher Observation



Overall Rating



2022-23 PRINCIPAL EVALUATION RESULTS NOT SHOWN DUE TO SUPPRESSION*

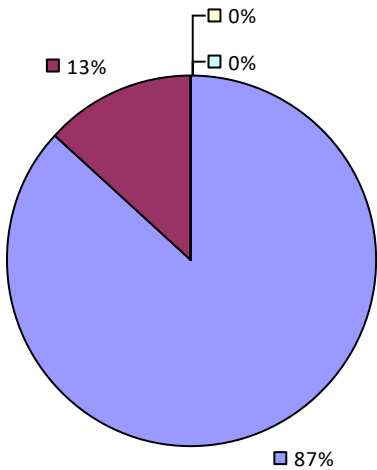
* Data is suppressed if 100% of teachers/principals received the same rating or if the total teachers/principals in an LEA is less than five.

MINEOLA UFSD

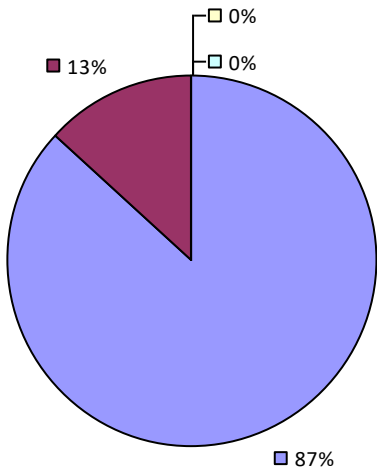
2022-23 TEACHER EVALUATION RESULTS

Student performance results not shown due to suppression*

Teacher Observation



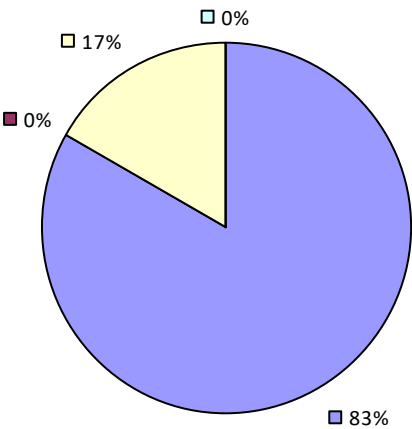
Overall Rating



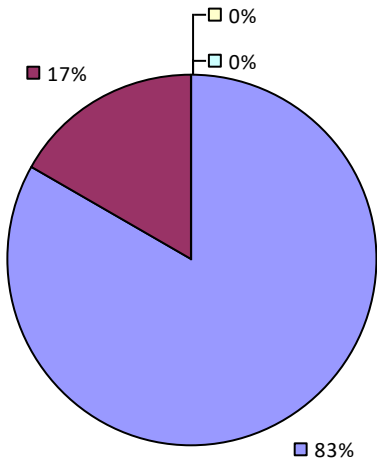
2022-23 PRINCIPAL EVALUATION RESULTS

Student performance results not shown due to suppression*

Principal School Visits



Overall Rating



* Data is suppressed if 100% of teachers/principals received the same rating or if the total teachers/principals in an LEA is less than five.

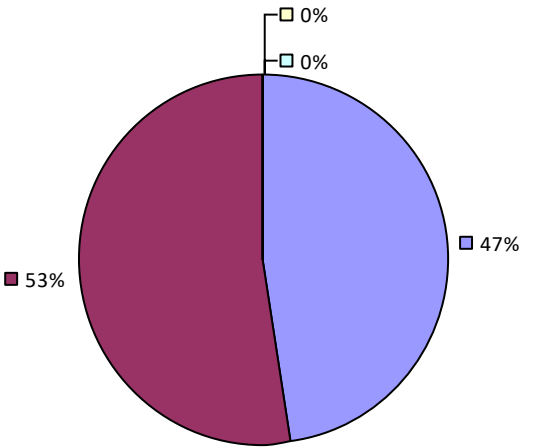
MINERVA CSD

2022-23 TEACHER EVALUATION RESULTS

Student performance results not shown due to suppression*

Teacher Observation

Overall results not shown due to suppression*



2022-23 PRINCIPAL EVALUATION RESULTS NOT SUBMITTED

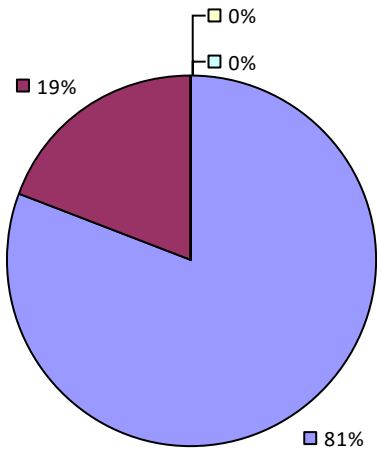
* Data is suppressed if 100% of teachers/principals received the same rating or if the total teachers/principals in an LEA is less than five.

MINISINK VALLEY CSD

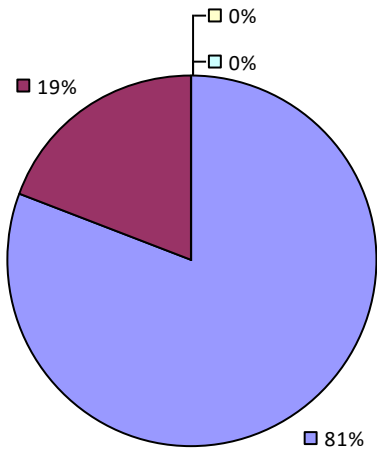
2022-23 TEACHER EVALUATION RESULTS

Student performance results not shown due to suppression*

Teacher Observation



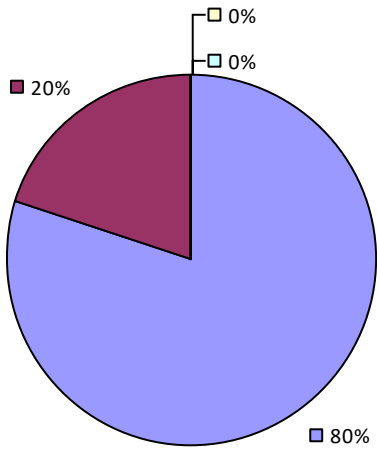
Overall Rating



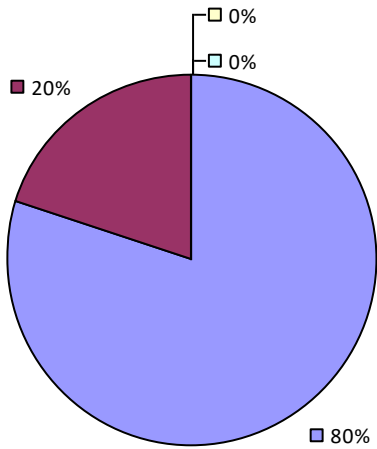
2022-23 PRINCIPAL EVALUATION RESULTS

Student performance results not shown due to suppression*

Principal School Visits



Overall Rating

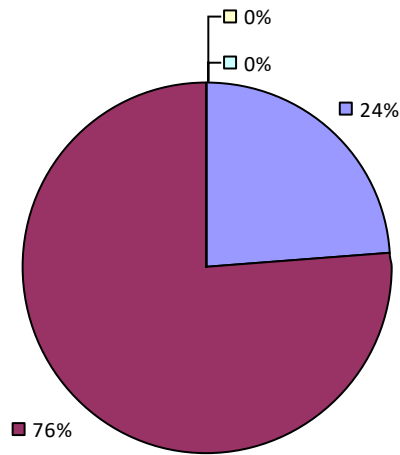


* Data is suppressed if 100% of teachers/principals received the same rating or if the total teachers/principals in an LEA is less than five.

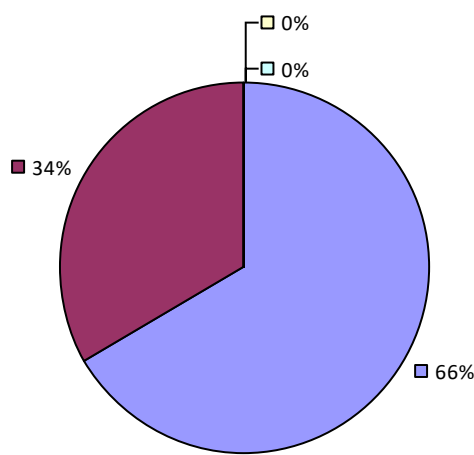
MONROE 1 BOCES

2022-23 TEACHER EVALUATION RESULTS

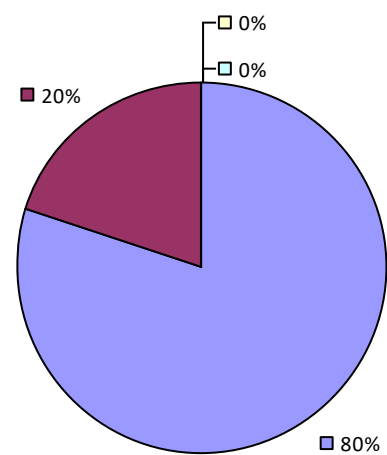
Student Performance



Teacher Observation

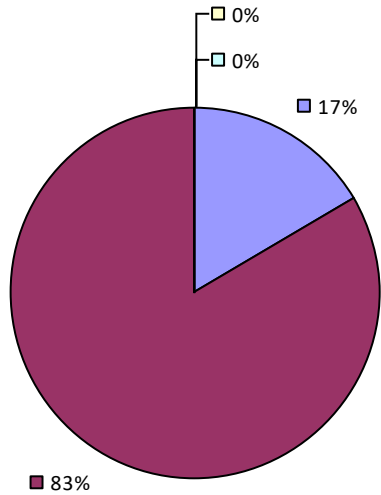


Overall Rating

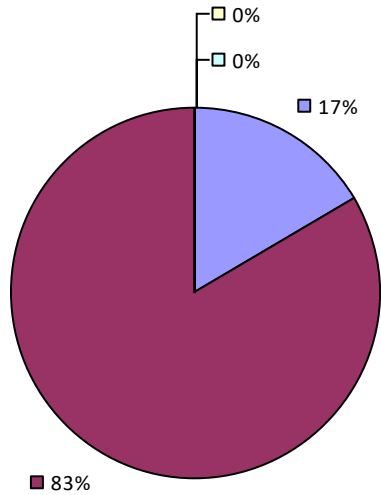


2022-23 PRINCIPAL EVALUATION RESULTS

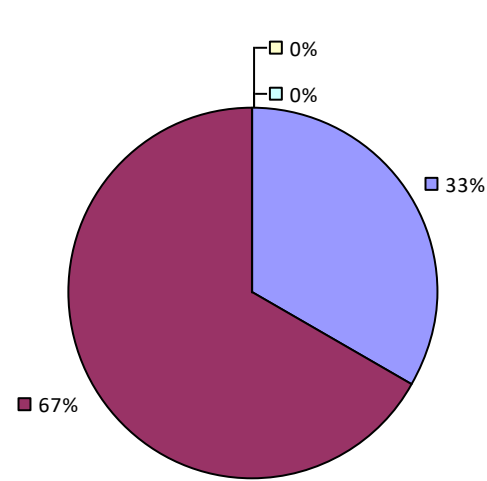
Student Performance



Principal School Visits



Overall Rating

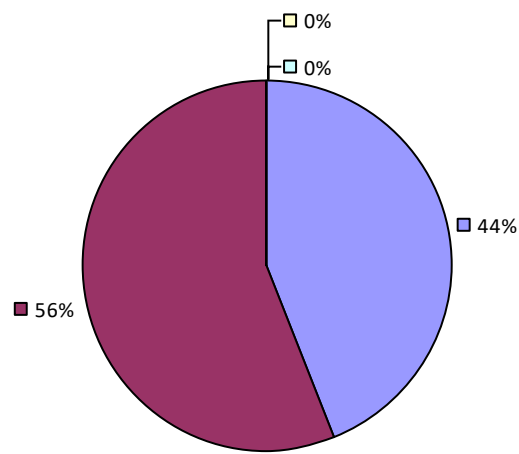


* Data is suppressed if 100% of teachers/principals received the same rating or if the total teachers/principals in an LEA is less than five.

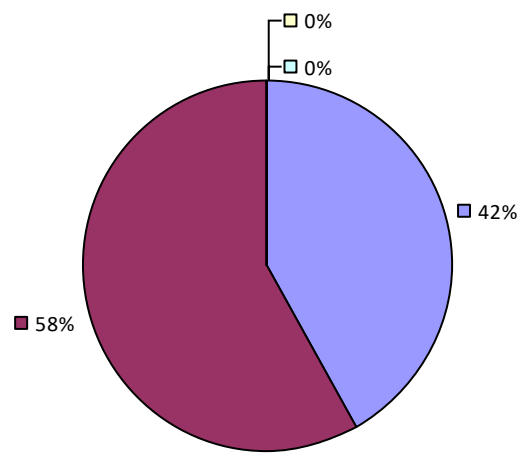
MONROE 2-ORLEANS BOCES

2022-23 TEACHER EVALUATION RESULTS

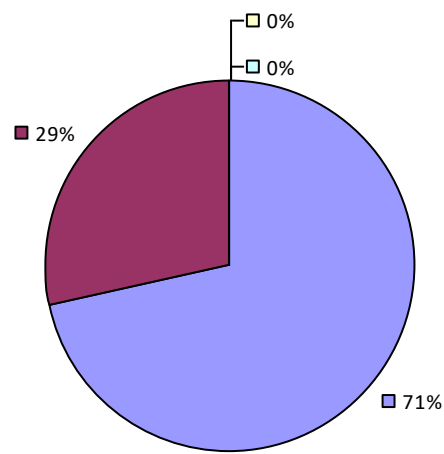
Student Performance



Teacher Observation

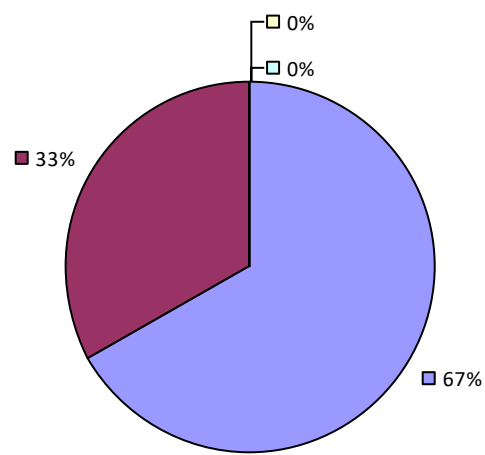


Overall Rating

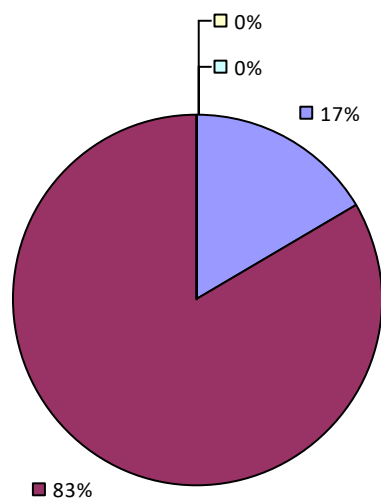


2022-23 PRINCIPAL EVALUATION RESULTS

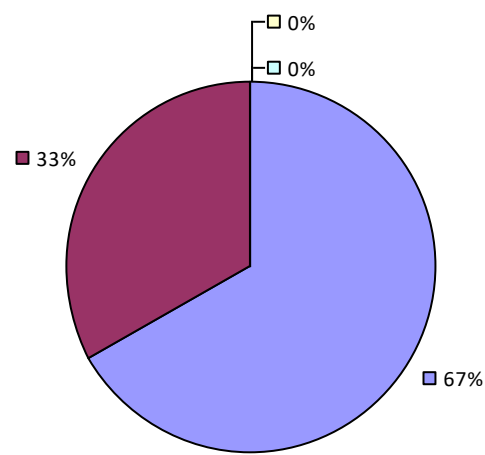
Student Performance



Principal School Visits



Overall Rating



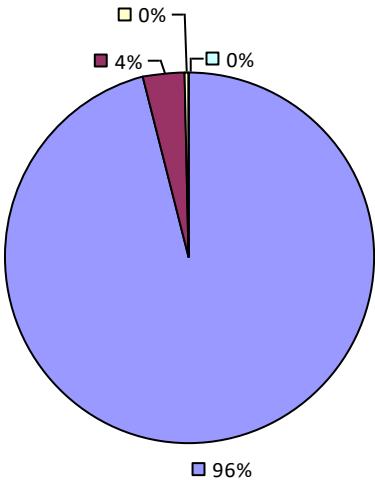
* Data is suppressed if 100% of teachers/principals received the same rating or if the total teachers/principals in an LEA is less than five.

MONROE-WOODBURY CSD

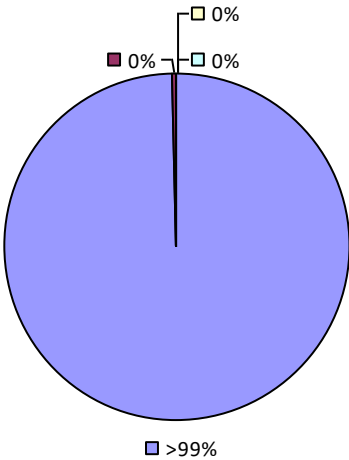
2022-23 TEACHER EVALUATION RESULTS

Student performance results not shown due to suppression*

Teacher Observation



Overall Rating



2022-23 PRINCIPAL EVALUATION RESULTS NOT SHOWN DUE TO SUPPRESSION*

* Data is suppressed if 100% of teachers/principals received the same rating or if the total teachers/principals in an LEA is less than five.

MONTAUK UFSD

*2022-23 TEACHER EVALUATION RESULTS NOT SHOWN DUE TO SUPPRESSION**

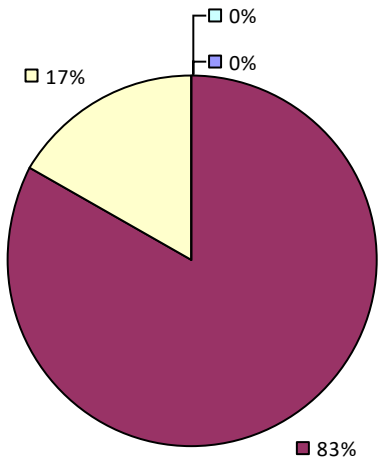
2022-23 PRINCIPAL EVALUATION RESULTS NOT SUBMITTED

** Data is suppressed if 100% of teachers/principals received the same rating or if the total teachers/principals in an LEA is less than five.*

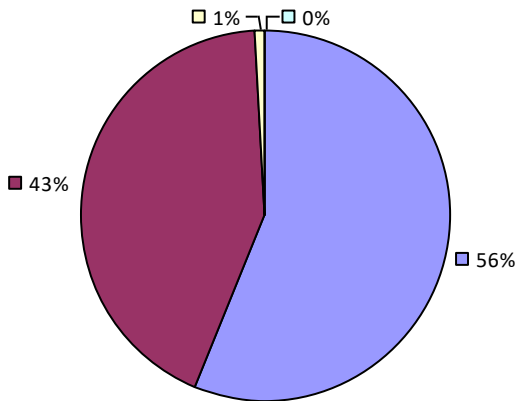
MONTICELLO CSD

2022-23 TEACHER EVALUATION RESULTS

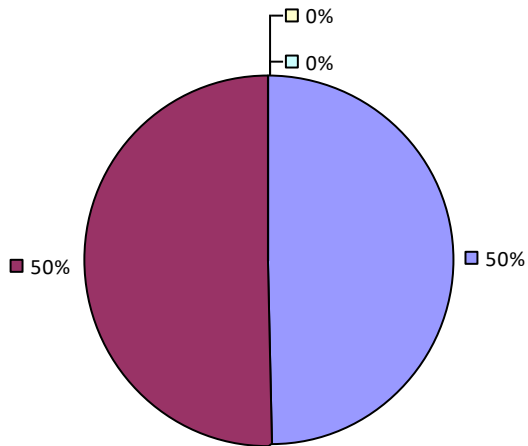
Student Performance



Teacher Observation

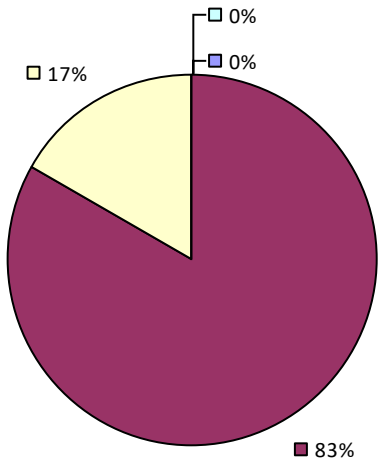


Overall Rating



2022-23 PRINCIPAL EVALUATION RESULTS

Student Performance



Principal school visit results not shown due to suppression*

Overall results not shown due to suppression*

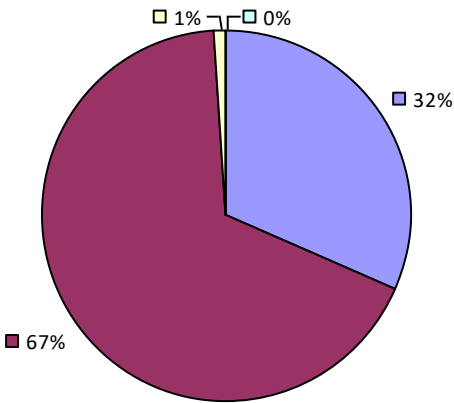
* Data is suppressed if 100% of teachers/principals received the same rating or if the total teachers/principals in an LEA is less than five.

MORAVIA CSD

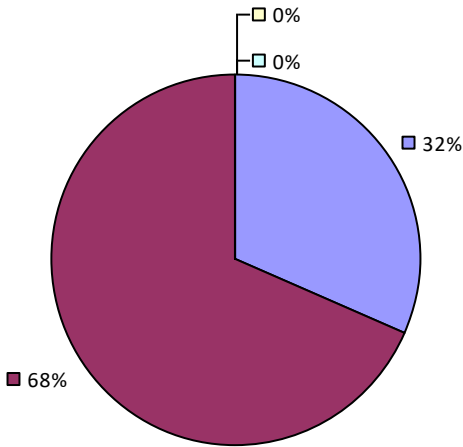
2022-23 TEACHER EVALUATION RESULTS

Student performance results not shown due to suppression*

Teacher Observation



Overall Rating



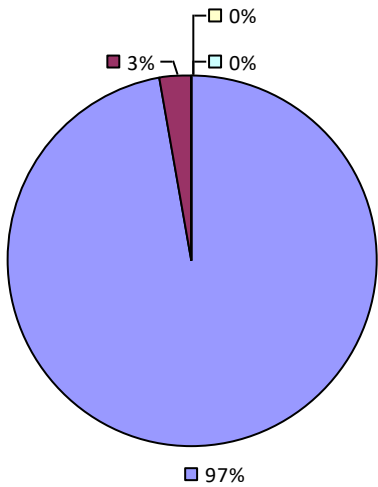
2022-23 PRINCIPAL EVALUATION RESULTS NOT SHOWN DUE TO SUPPRESSION*

* Data is suppressed if 100% of teachers/principals received the same rating or if the total teachers/principals in an LEA is less than five.

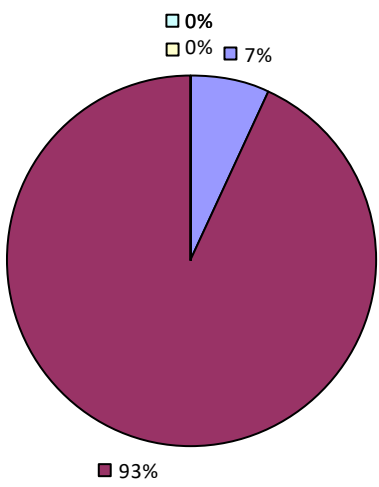
MORIAH CSD

2022-23 TEACHER EVALUATION RESULTS

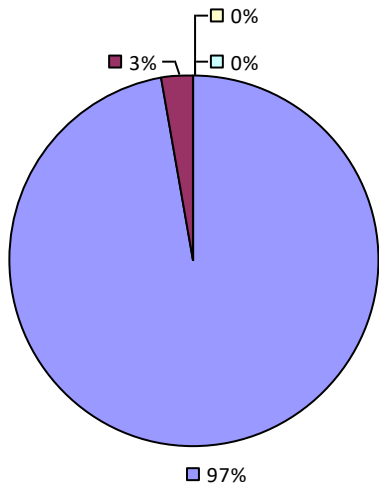
Student Performance



Teacher Observation



Overall Rating



2022-23 PRINCIPAL EVALUATION RESULTS NOT SHOWN DUE TO SUPPRESSION*

* Data is suppressed if 100% of teachers/principals received the same rating or if the total teachers/principals in an LEA is less than five.

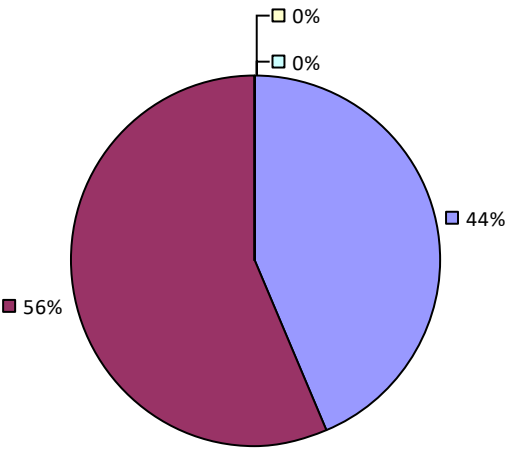
MORRIS CSD

2022-23 TEACHER EVALUATION RESULTS

Student performance results not shown due to suppression*

Teacher Observation

Overall results not shown due to suppression*



2022-23 PRINCIPAL EVALUATION RESULTS NOT SUBMITTED

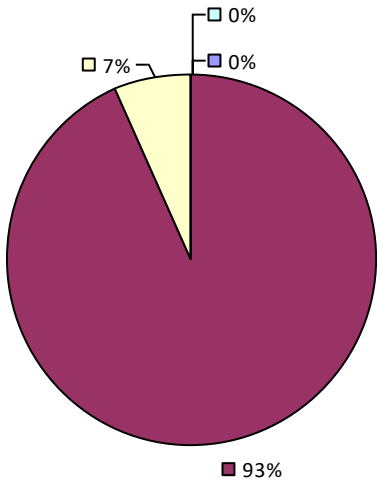
* Data is suppressed if 100% of teachers/principals received the same rating or if the total teachers/principals in an LEA is less than five.

MORRISTOWN CSD

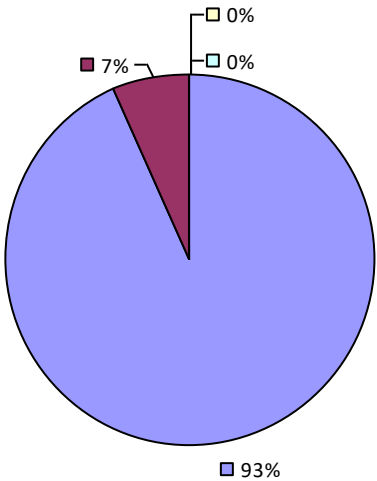
2022-23 TEACHER EVALUATION RESULTS

Student performance results not shown due to suppression*

Teacher Observation



Overall Rating



2022-23 PRINCIPAL EVALUATION RESULTS NOT SHOWN DUE TO SUPPRESSION*

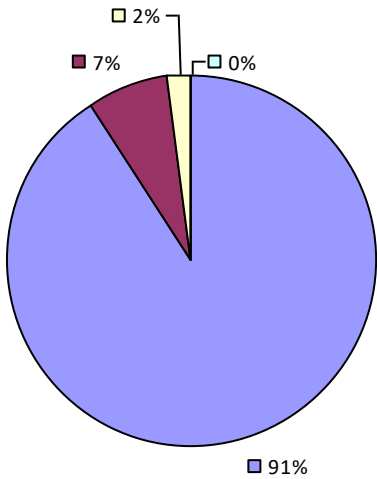
* Data is suppressed if 100% of teachers/principals received the same rating or if the total teachers/principals in an LEA is less than five.

MORRISVILLE-EATON CSD

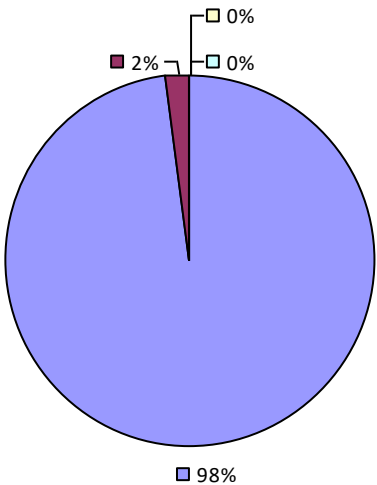
2022-23 TEACHER EVALUATION RESULTS

Student performance results not shown due to suppression*

Teacher Observation



Overall Rating



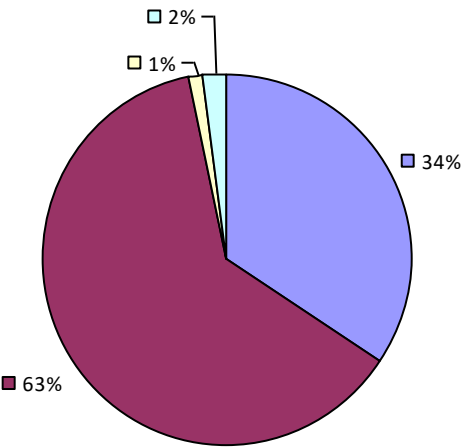
2022-23 PRINCIPAL EVALUATION RESULTS NOT SHOWN DUE TO SUPPRESSION*

* Data is suppressed if 100% of teachers/principals received the same rating or if the total teachers/principals in an LEA is less than five.

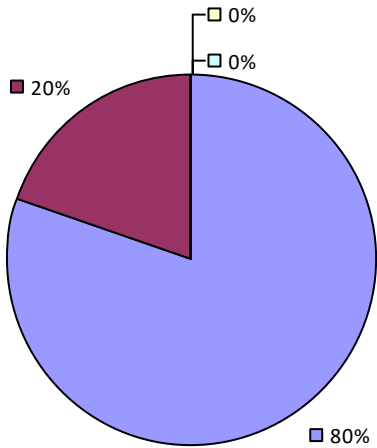
MOUNT MARKHAM CSD

2022-23 TEACHER EVALUATION RESULTS

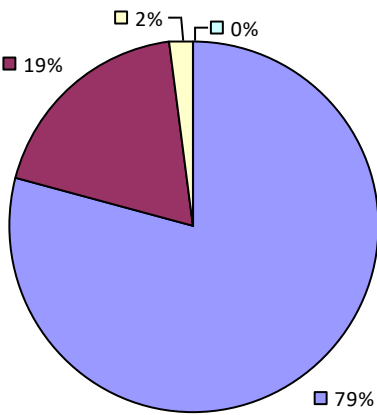
Student Performance



Teacher Observation



Overall Rating



2022-23 PRINCIPAL EVALUATION RESULTS NOT SHOWN DUE TO SUPPRESSION*

* Data is suppressed if 100% of teachers/principals received the same rating or if the total teachers/principals in an LEA is less than five.

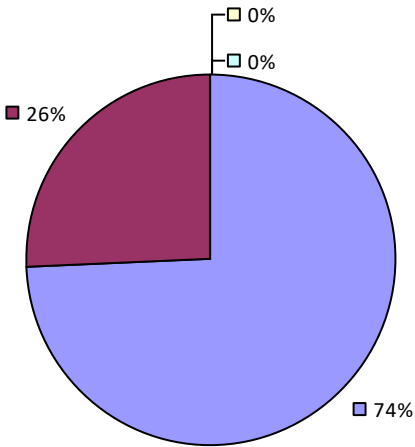
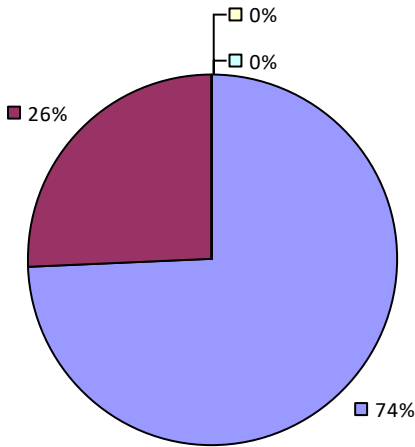
MT MORRIS CSD

2022-23 TEACHER EVALUATION RESULTS

Student performance results not shown due to suppression*

Teacher Observation

Overall Rating



2022-23 PRINCIPAL EVALUATION RESULTS NOT SHOWN DUE TO SUPPRESSION*

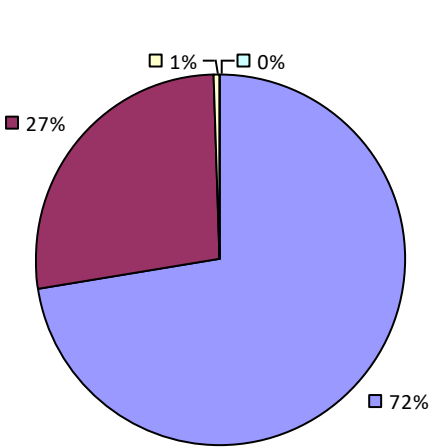
* Data is suppressed if 100% of teachers/principals received the same rating or if the total teachers/principals in an LEA is less than five.

MT PLEASANT CSD

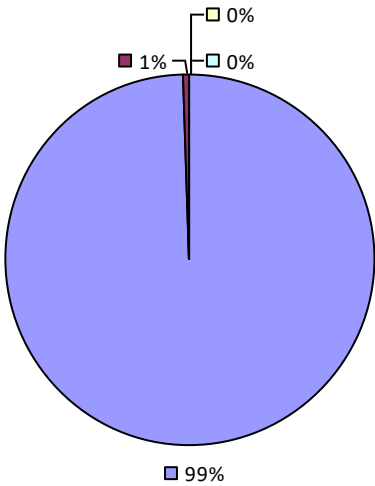
2022-23 TEACHER EVALUATION RESULTS

Student performance results not shown due to suppression*

Teacher Observation



Overall Rating

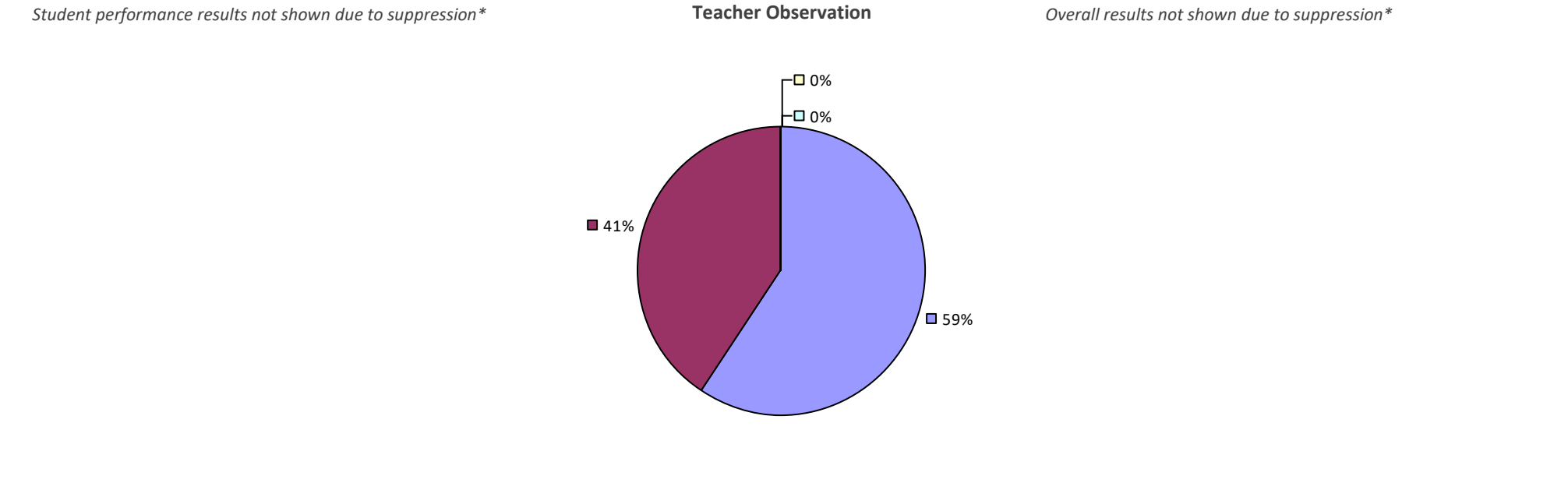


2022-23 PRINCIPAL EVALUATION RESULTS NOT SHOWN DUE TO SUPPRESSION*

* Data is suppressed if 100% of teachers/principals received the same rating or if the total teachers/principals in an LEA is less than five.

MT PLEASANT-BLYTHEDALE UFSD

2022-23 TEACHER EVALUATION RESULTS

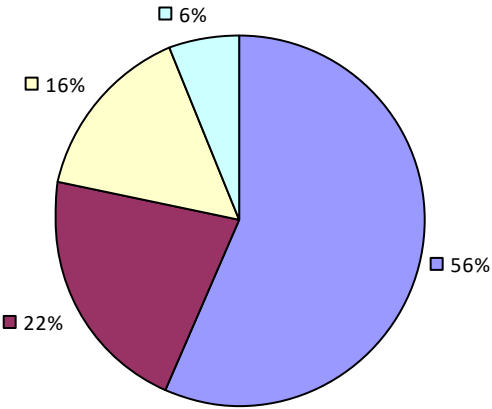


2022-23 PRINCIPAL EVALUATION RESULTS NOT SHOWN DUE TO SUPPRESSION*

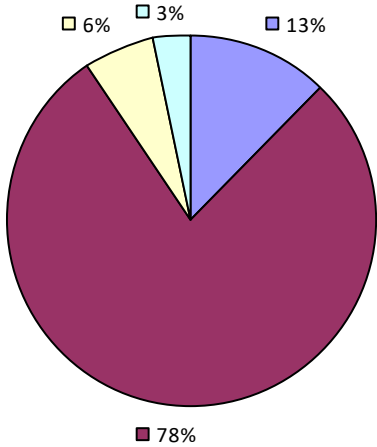
* Data is suppressed if 100% of teachers/principals received the same rating or if the total teachers/principals in an LEA is less than five.

MT PLEASANT-COTTAGE UFSD
2022-23 TEACHER EVALUATION RESULTS

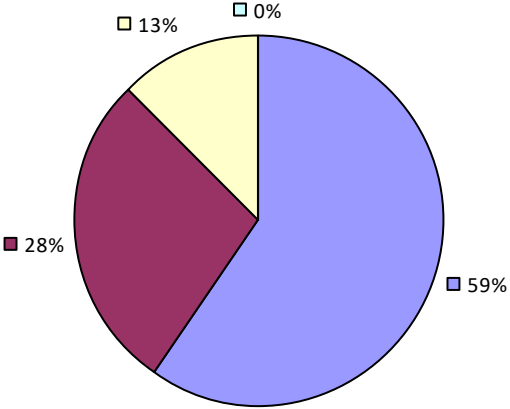
Student Performance



Teacher Observation



Overall Rating



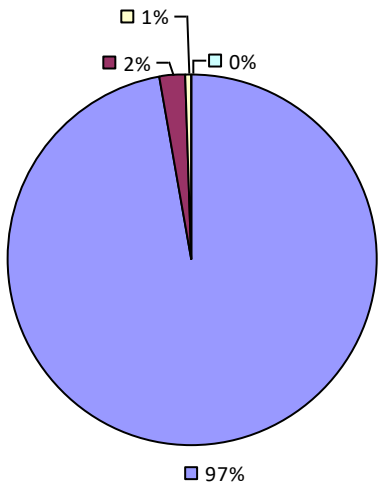
2022-23 PRINCIPAL EVALUATION RESULTS NOT SHOWN DUE TO SUPPRESSION*

* Data is suppressed if 100% of teachers/principals received the same rating or if the total teachers/principals in an LEA is less than five.

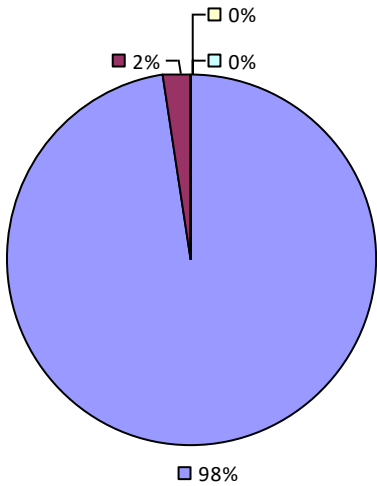
MT SINAI UFSD

2022-23 TEACHER EVALUATION RESULTS

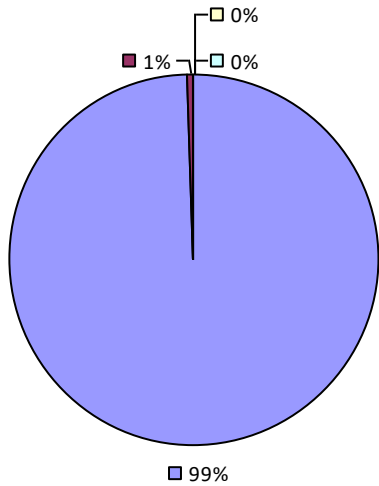
Student Performance



Teacher Observation



Overall Rating

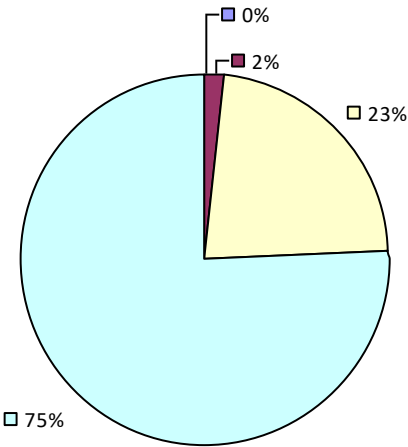


2022-23 PRINCIPAL EVALUATION RESULTS NOT SHOWN DUE TO SUPPRESSION*

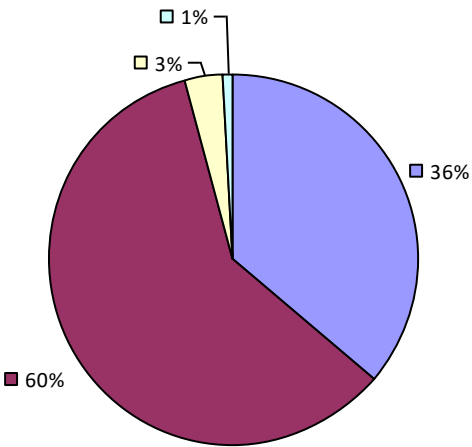
* Data is suppressed if 100% of teachers/principals received the same rating or if the total teachers/principals in an LEA is less than five.

MT VERNON SCHOOL DISTRICT
2022-23 TEACHER EVALUATION RESULTS

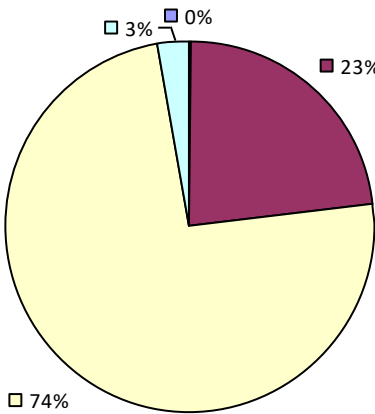
Student Performance



Teacher Observation

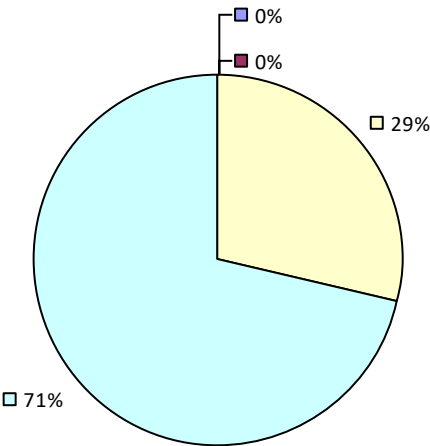


Overall Rating

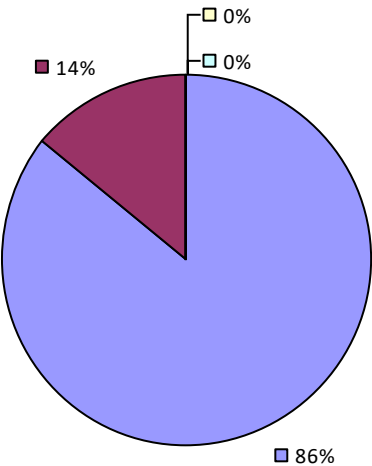


2022-23 PRINCIPAL EVALUATION RESULTS

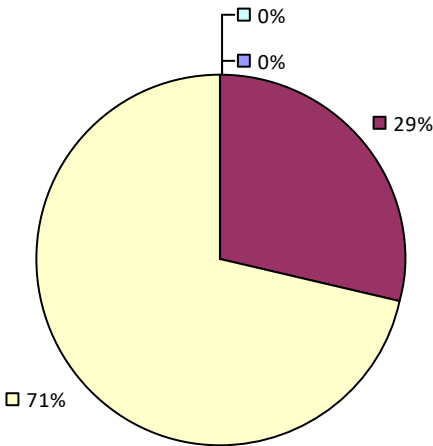
Student Performance



Principal School Visits



Overall Rating

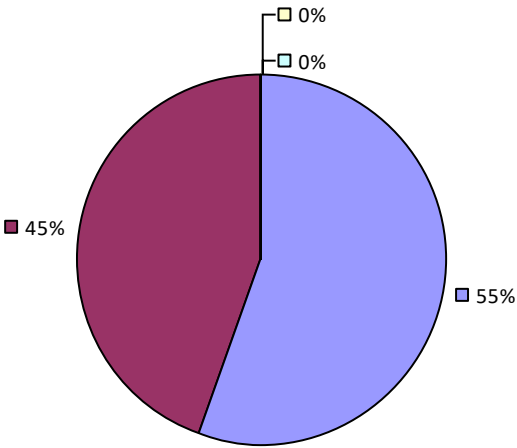


* Data is suppressed if 100% of teachers/principals received the same rating or if the total teachers/principals in an LEA is less than five.

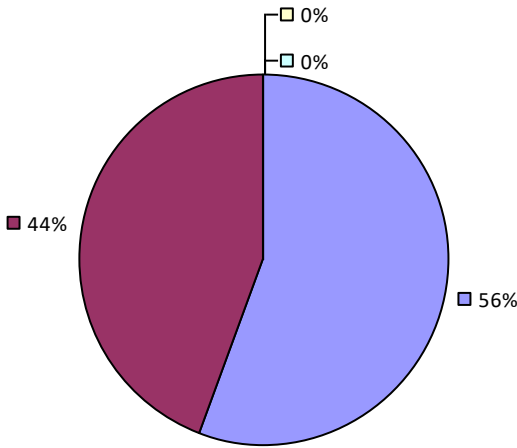
2022-23 TEACHER EVALUATION RESULTS

Student performance results not shown due to suppression*

Teacher Observation



Overall Rating



2022-23 PRINCIPAL EVALUATION RESULTS NOT SHOWN DUE TO SUPPRESSION*

* Data is suppressed if 100% of teachers/principals received the same rating or if the total teachers/principals in an LEA is less than five.

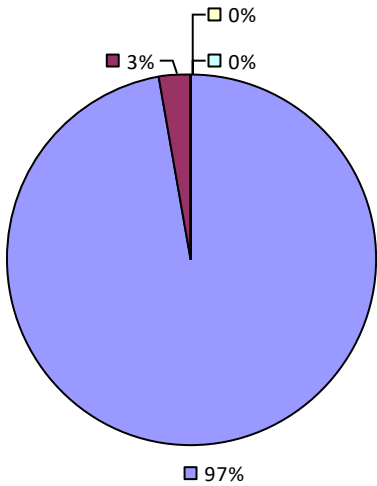
NAPLES CSD

2022-23 TEACHER EVALUATION RESULTS

Student performance results not shown due to suppression*

Teacher Observation

Overall results not shown due to suppression*



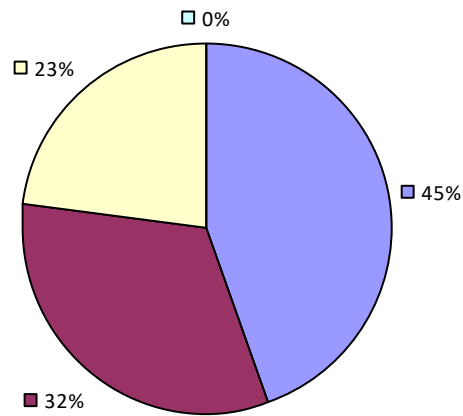
2022-23 PRINCIPAL EVALUATION RESULTS NOT SHOWN DUE TO SUPPRESSION*

* Data is suppressed if 100% of teachers/principals received the same rating or if the total teachers/principals in an LEA is less than five.

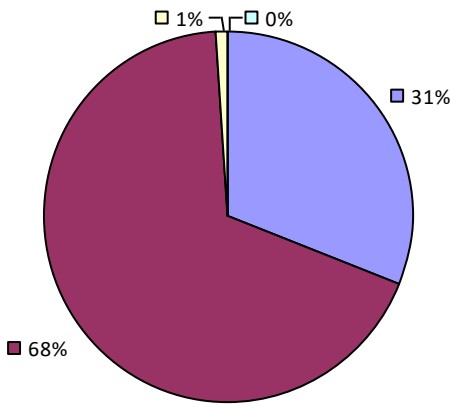
NASSAU BOCES

2022-23 TEACHER EVALUATION RESULTS

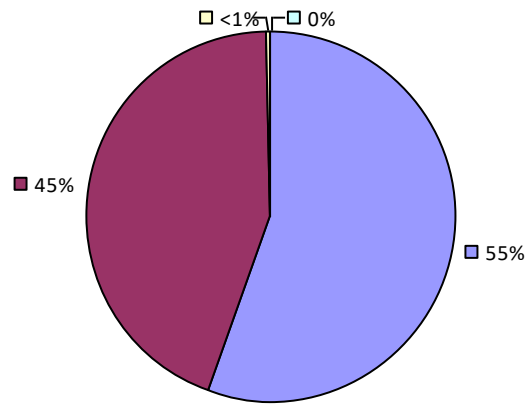
Student Performance



Teacher Observation

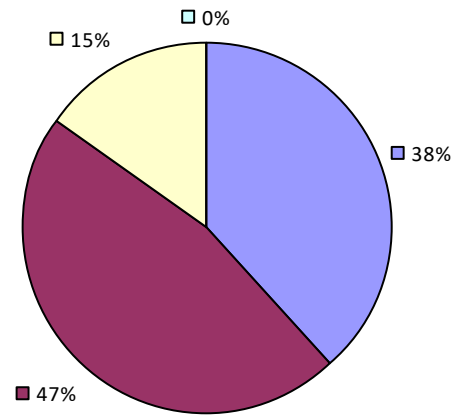


Overall Rating

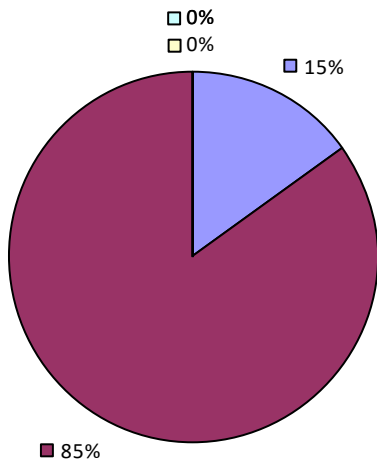


2022-23 PRINCIPAL EVALUATION RESULTS

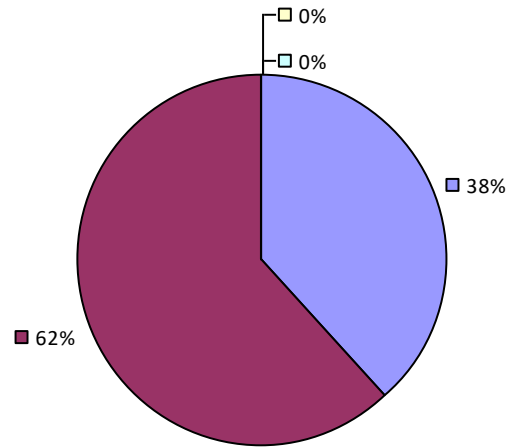
Student Performance



Principal School Visits



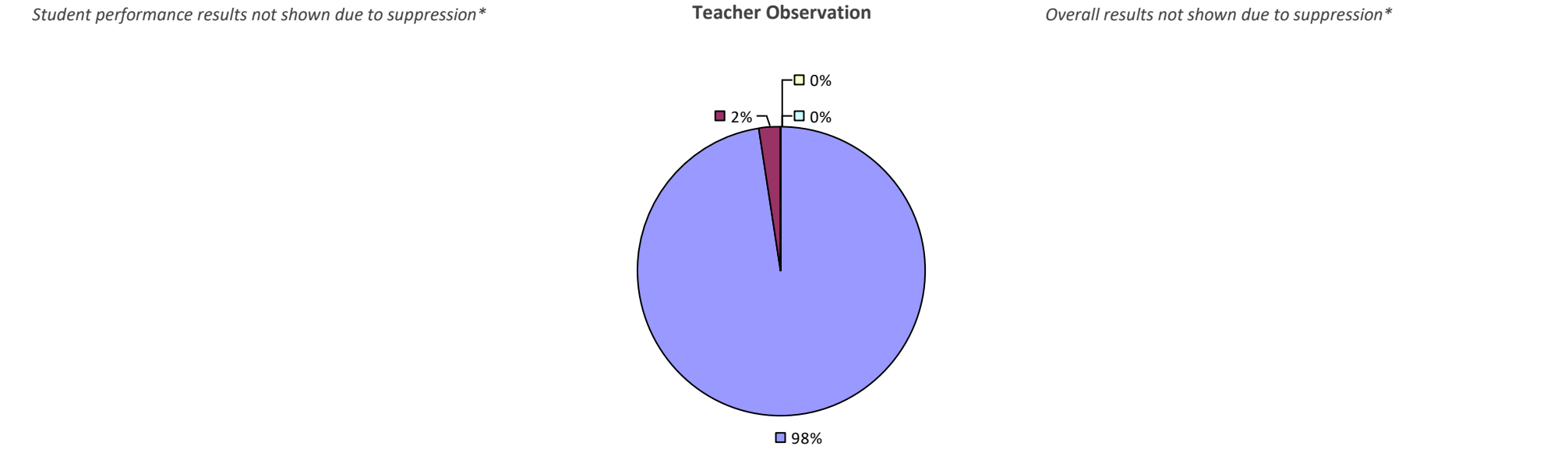
Overall Rating



* Data is suppressed if 100% of teachers/principals received the same rating or if the total teachers/principals in an LEA is less than five.

NEW HARTFORD CSD

2022-23 TEACHER EVALUATION RESULTS



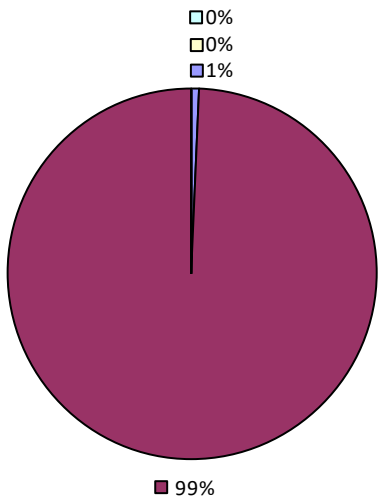
2022-23 PRINCIPAL EVALUATION RESULTS NOT SHOWN DUE TO SUPPRESSION*

* Data is suppressed if 100% of teachers/principals received the same rating or if the total teachers/principals in an LEA is less than five.

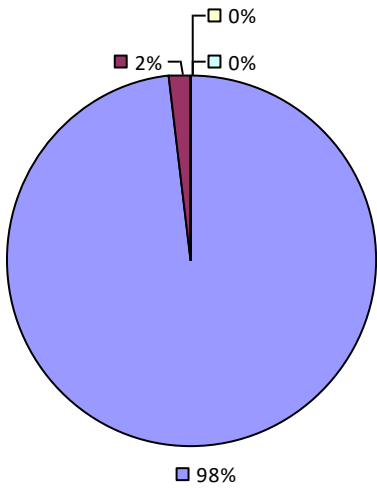
NEW HYDE PARK-GARDEN CITY PARK UFSD

2022-23 TEACHER EVALUATION RESULTS

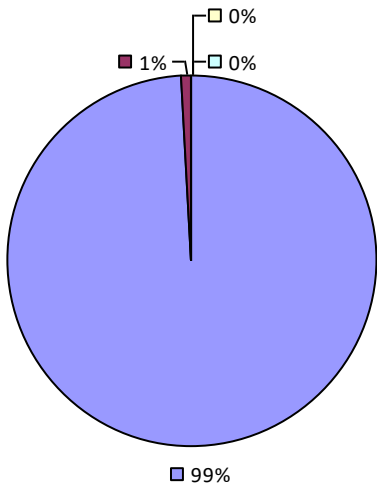
Student Performance



Teacher Observation



Overall Rating



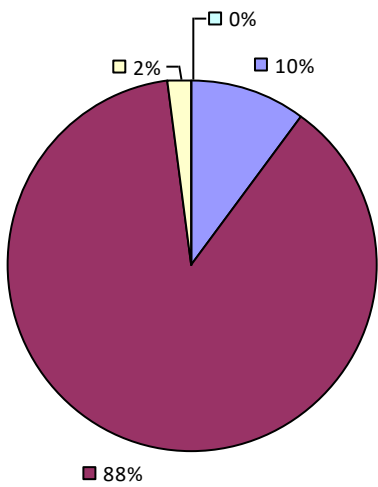
2022-23 PRINCIPAL EVALUATION RESULTS NOT SHOWN DUE TO SUPPRESSION*

* Data is suppressed if 100% of teachers/principals received the same rating or if the total teachers/principals in an LEA is less than five.

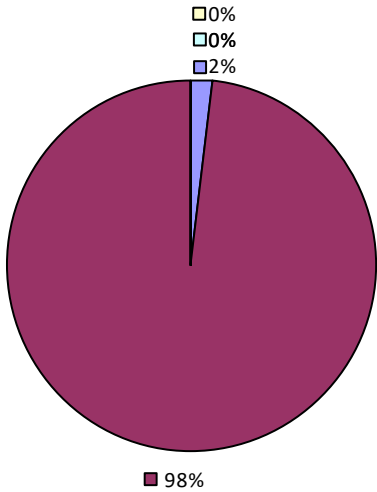
NEW LEBANON CSD

2022-23 TEACHER EVALUATION RESULTS

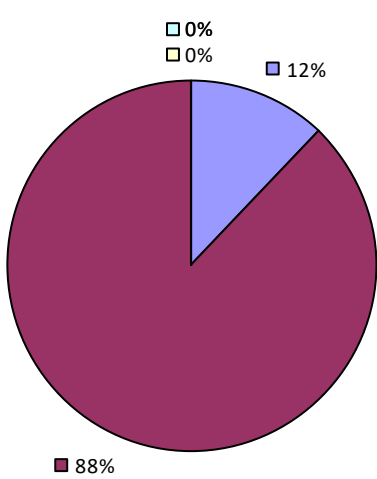
Student Performance



Teacher Observation



Overall Rating



2022-23 PRINCIPAL EVALUATION RESULTS NOT SHOWN DUE TO SUPPRESSION*

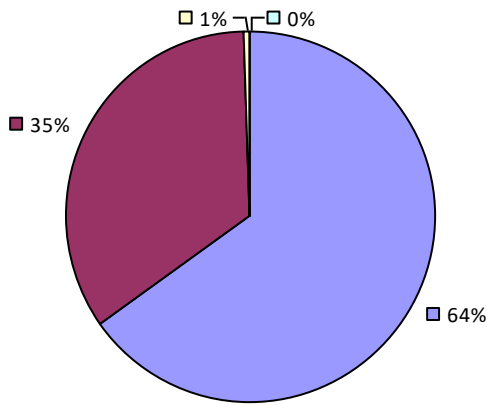
* Data is suppressed if 100% of teachers/principals received the same rating or if the total teachers/principals in an LEA is less than five.

NEW PALTZ CSD

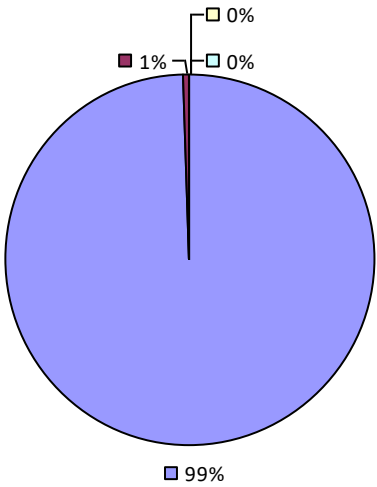
2022-23 TEACHER EVALUATION RESULTS

Student performance results not shown due to suppression*

Teacher Observation



Overall Rating



2022-23 PRINCIPAL EVALUATION RESULTS NOT SHOWN DUE TO SUPPRESSION*

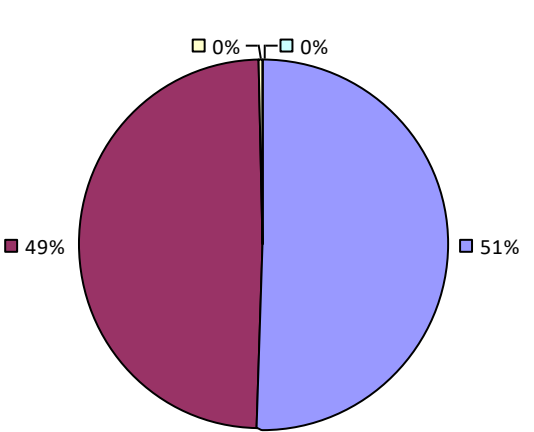
* Data is suppressed if 100% of teachers/principals received the same rating or if the total teachers/principals in an LEA is less than five.

NEW ROCHELLE CITY SD

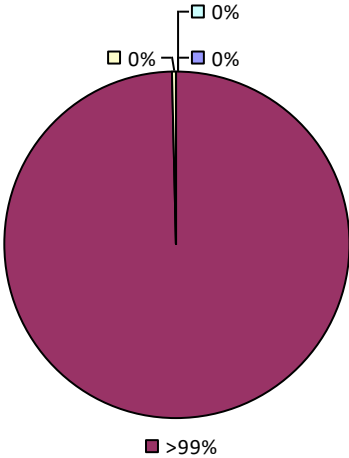
2022-23 TEACHER EVALUATION RESULTS

Student performance results not shown due to suppression*

Teacher Observation



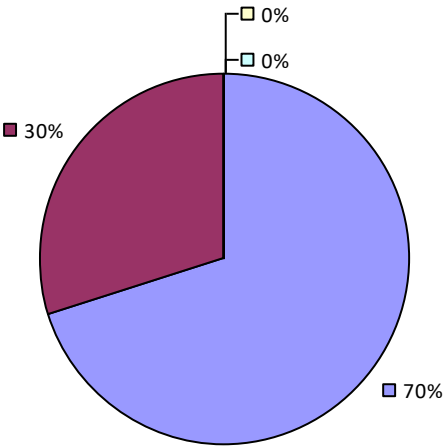
Overall Rating



2022-23 PRINCIPAL EVALUATION RESULTS

Student performance results not shown due to suppression*

Principal School Visits



Overall results not shown due to suppression*

* Data is suppressed if 100% of teachers/principals received the same rating or if the total teachers/principals in an LEA is less than five.

NEW SUFFOLK COMN SD

2022-23 TEACHER EVALUATION RESULTS NOT SHOWN DUE TO SUPPRESSION*

2022-23 PRINCIPAL EVALUATION RESULTS NOT SHOWN DUE TO SUPPRESSION*

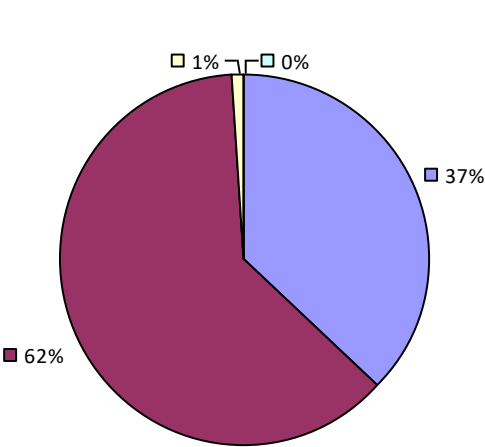
* Data is suppressed if 100% of teachers/principals received the same rating or if the total teachers/principals in an LEA is less than five.

NEWARK CSD

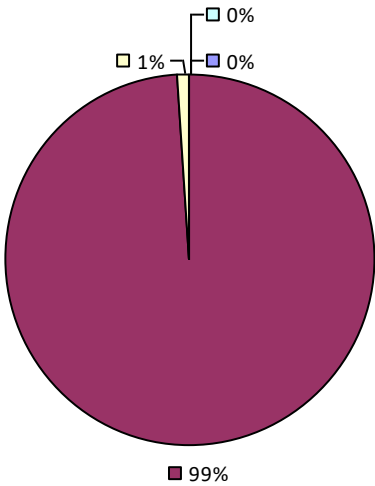
2022-23 TEACHER EVALUATION RESULTS

Student performance results not shown due to suppression*

Teacher Observation



Overall Rating



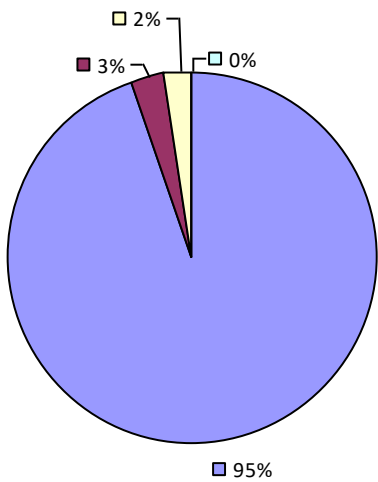
2022-23 PRINCIPAL EVALUATION RESULTS NOT SHOWN DUE TO SUPPRESSION*

* Data is suppressed if 100% of teachers/principals received the same rating or if the total teachers/principals in an LEA is less than five.

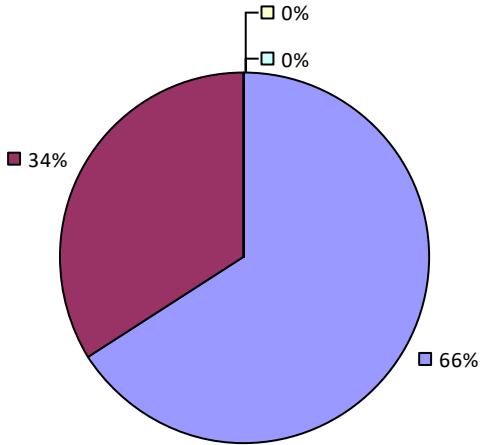
NEWARK VALLEY CSD

2022-23 TEACHER EVALUATION RESULTS

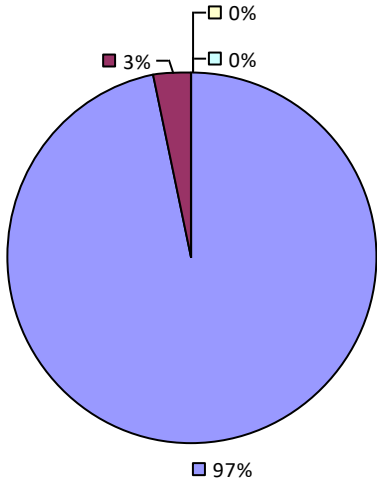
Student Performance



Teacher Observation



Overall Rating



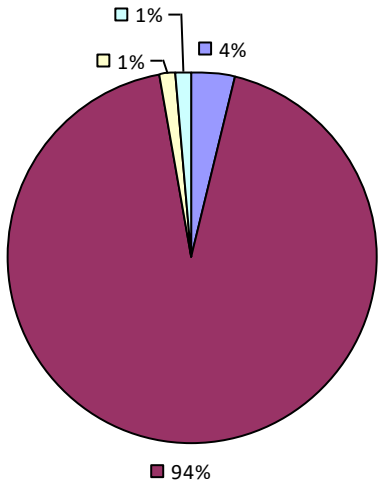
2022-23 PRINCIPAL EVALUATION RESULTS NOT SHOWN DUE TO SUPPRESSION*

* Data is suppressed if 100% of teachers/principals received the same rating or if the total teachers/principals in an LEA is less than five.

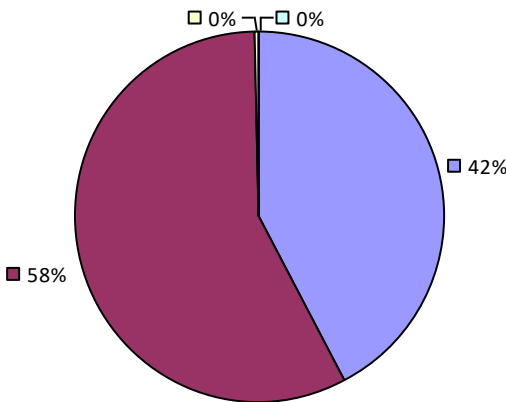
NEWBURGH CITY SD

2022-23 TEACHER EVALUATION RESULTS

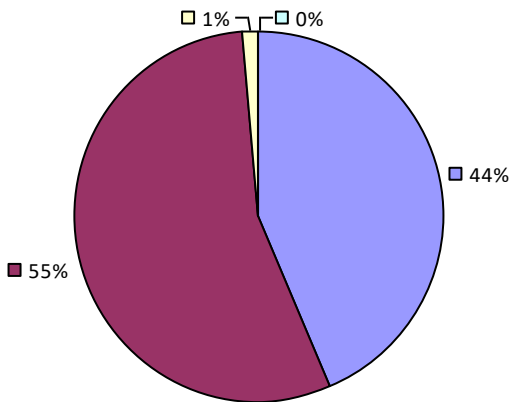
Student Performance



Teacher Observation

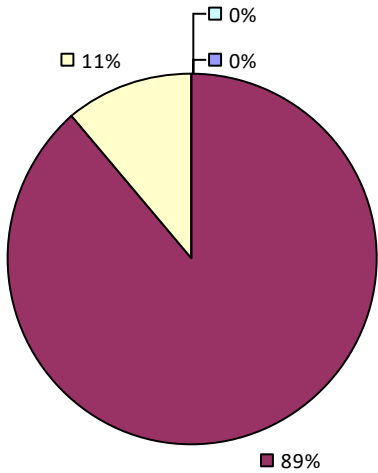


Overall Rating

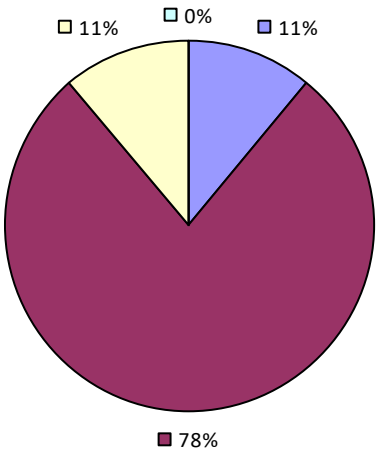


2022-23 PRINCIPAL EVALUATION RESULTS

Student Performance



Principal School Visits



Overall results not shown due to suppression*

* Data is suppressed if 100% of teachers/principals received the same rating or if the total teachers/principals in an LEA is less than five.

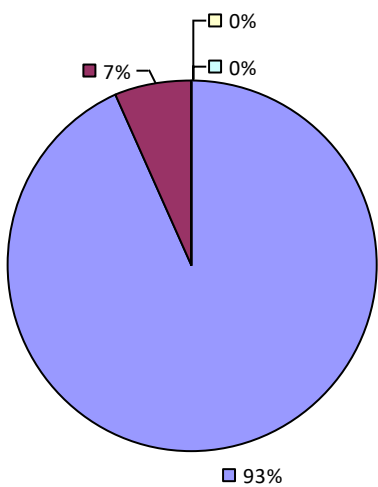
NEWCOMB CSD

2022-23 TEACHER EVALUATION RESULTS

Student Performance

Teacher observation results not shown due to suppression*

Overall results not shown due to suppression*



2022-23 PRINCIPAL EVALUATION RESULTS NOT SHOWN DUE TO SUPPRESSION*

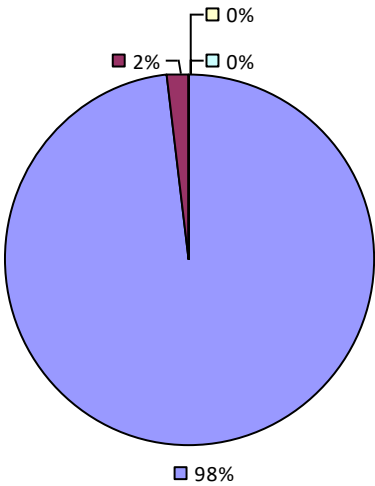
* Data is suppressed if 100% of teachers/principals received the same rating or if the total teachers/principals in an LEA is less than five.

NEWFANE CSD

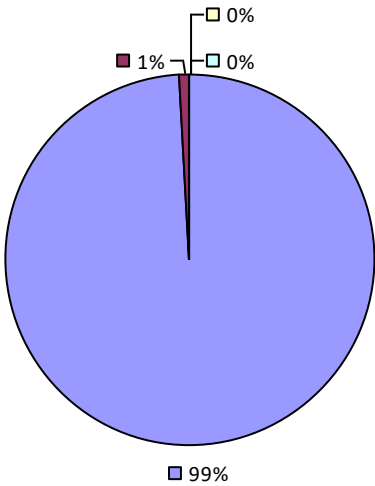
2022-23 TEACHER EVALUATION RESULTS

Student performance results not shown due to suppression*

Teacher Observation



Overall Rating



2022-23 PRINCIPAL EVALUATION RESULTS NOT SHOWN DUE TO SUPPRESSION*

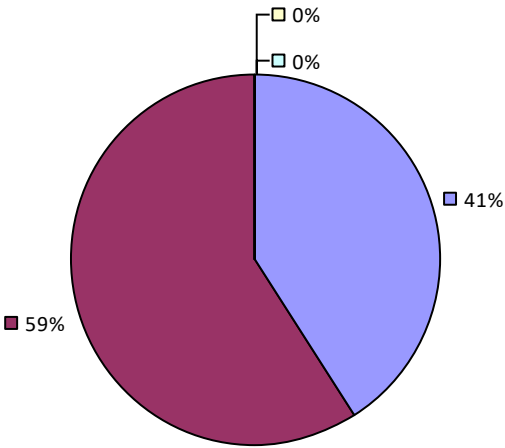
* Data is suppressed if 100% of teachers/principals received the same rating or if the total teachers/principals in an LEA is less than five.

NEWFIELD CSD

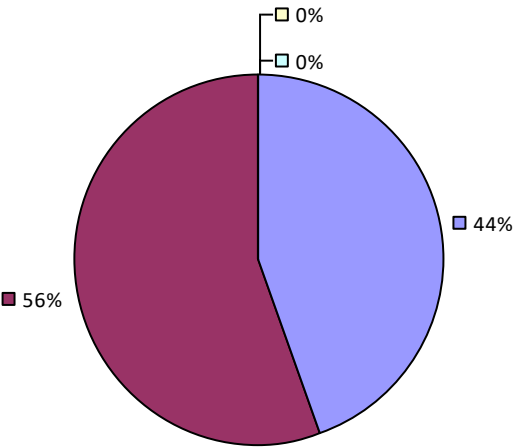
2022-23 TEACHER EVALUATION RESULTS

Student performance results not shown due to suppression*

Teacher Observation



Overall Rating



2022-23 PRINCIPAL EVALUATION RESULTS NOT SHOWN DUE TO SUPPRESSION*

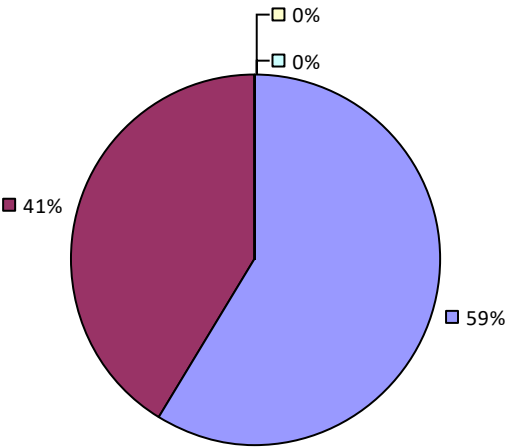
* Data is suppressed if 100% of teachers/principals received the same rating or if the total teachers/principals in an LEA is less than five.

NIAGARA FALLS CITY SD

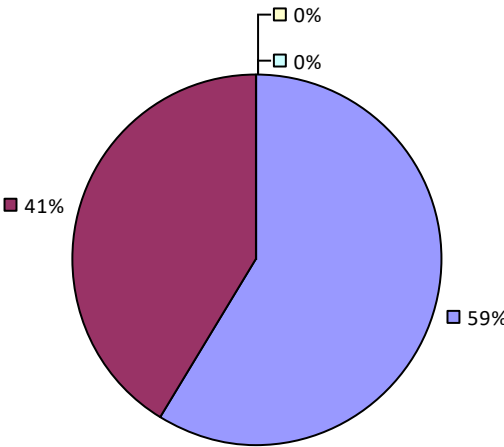
2022-23 TEACHER EVALUATION RESULTS

Student performance results not shown due to suppression*

Teacher Observation



Overall Rating



2022-23 PRINCIPAL EVALUATION RESULTS NOT SHOWN DUE TO SUPPRESSION*

* Data is suppressed if 100% of teachers/principals received the same rating or if the total teachers/principals in an LEA is less than five.

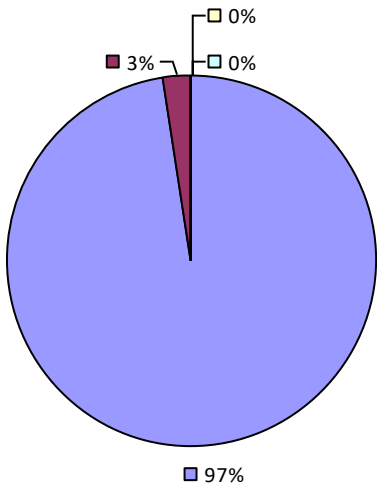
NIAGARA-WHEATFIELD CSD

2022-23 TEACHER EVALUATION RESULTS

Student performance results not shown due to suppression*

Teacher Observation

Overall results not shown due to suppression*

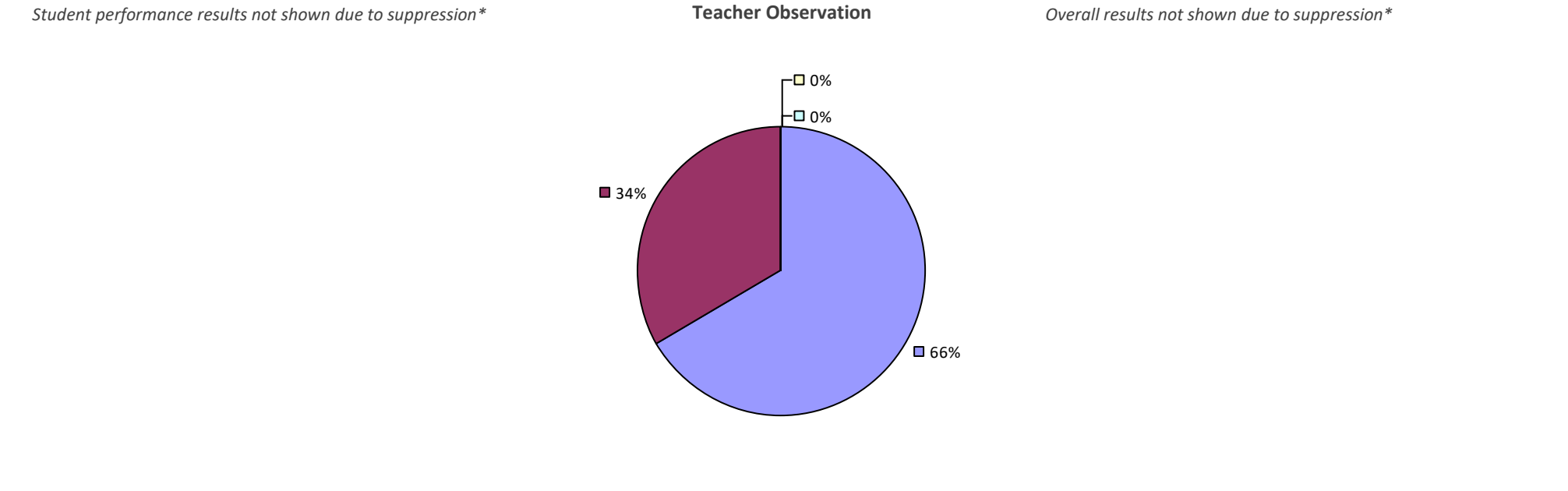


2022-23 PRINCIPAL EVALUATION RESULTS NOT SHOWN DUE TO SUPPRESSION*

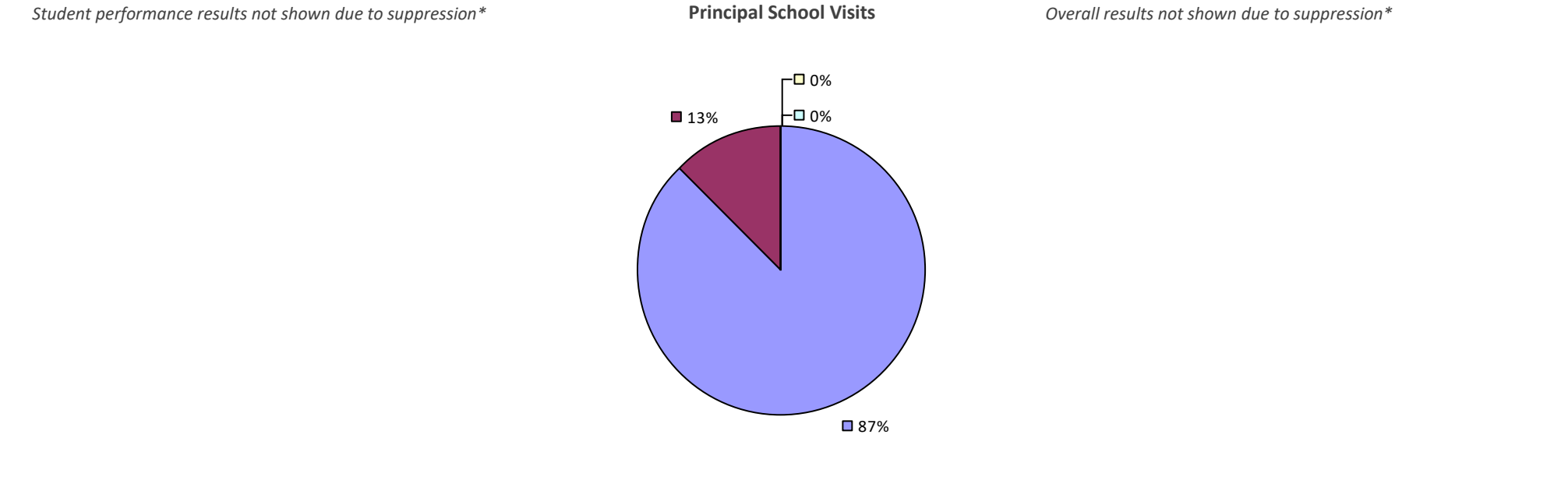
* Data is suppressed if 100% of teachers/principals received the same rating or if the total teachers/principals in an LEA is less than five.

NISKAYUNA CSD

2022-23 TEACHER EVALUATION RESULTS



2022-23 PRINCIPAL EVALUATION RESULTS

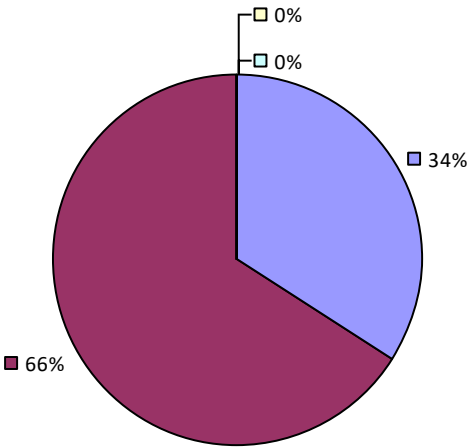


* Data is suppressed if 100% of teachers/principals received the same rating or if the total teachers/principals in an LEA is less than five.

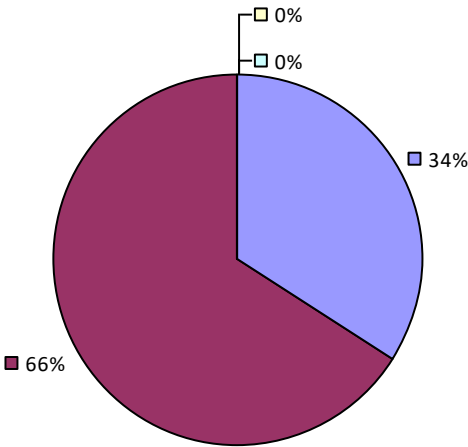
NORTH BABYLON UFSD

Student performance results not shown due to suppression*

Teacher Observation

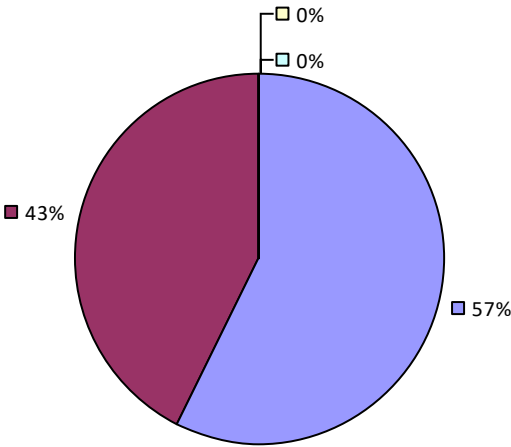


Overall Rating

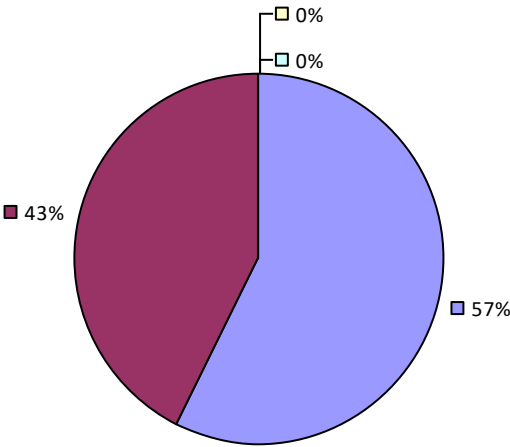


Student performance results not shown due to suppression*

Principal School Visits



Overall Rating



* Data is suppressed if 100% of teachers/principals received the same rating or if the total teachers/principals in an LEA is less than five.

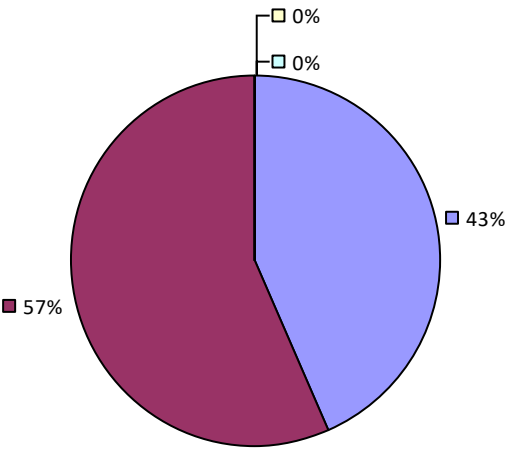
NORTH BELLMORE UFSD

2022-23 TEACHER EVALUATION RESULTS

Student performance results not shown due to suppression*

Teacher Observation

Overall results not shown due to suppression*

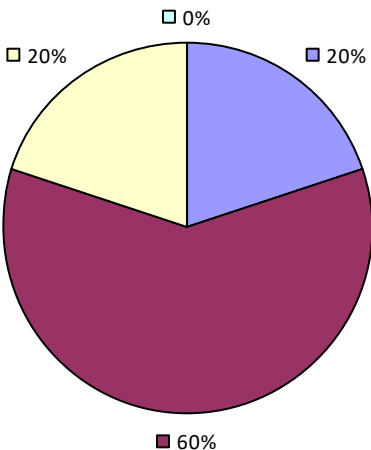
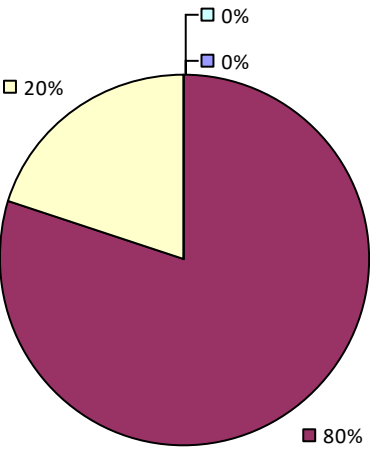


2022-23 PRINCIPAL EVALUATION RESULTS

Student performance results not shown due to suppression*

Principal School Visits

Overall Rating

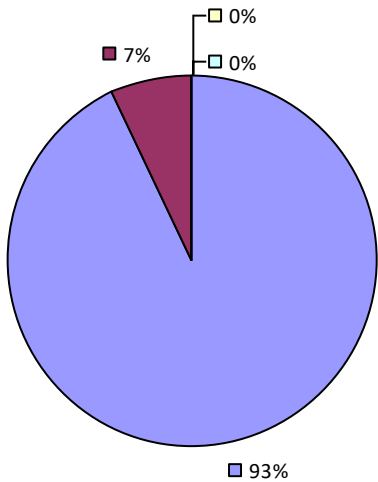


* Data is suppressed if 100% of teachers/principals received the same rating or if the total teachers/principals in an LEA is less than five.

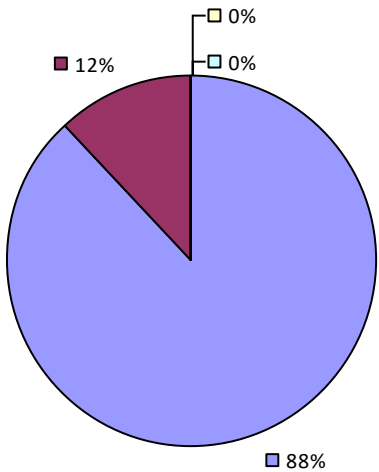
NORTH COLLINS CSD

2022-23 TEACHER EVALUATION RESULTS

Student Performance



Teacher Observation



Overall results not shown due to suppression*

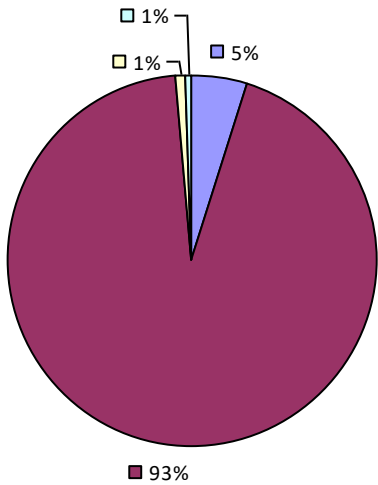
2022-23 PRINCIPAL EVALUATION RESULTS NOT SHOWN DUE TO SUPPRESSION*

* Data is suppressed if 100% of teachers/principals received the same rating or if the total teachers/principals in an LEA is less than five.

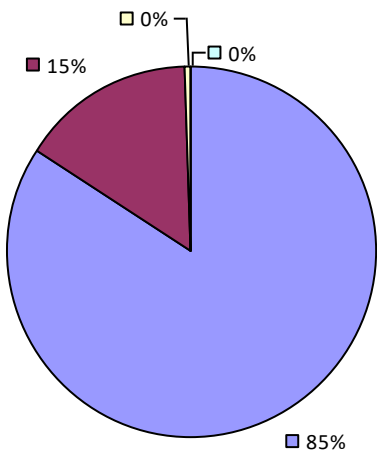
NORTH COLONIE CSD

2022-23 TEACHER EVALUATION RESULTS

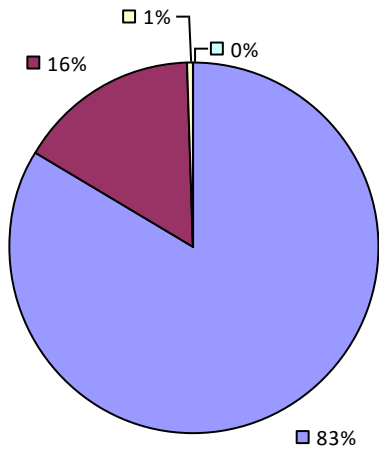
Student Performance



Teacher Observation



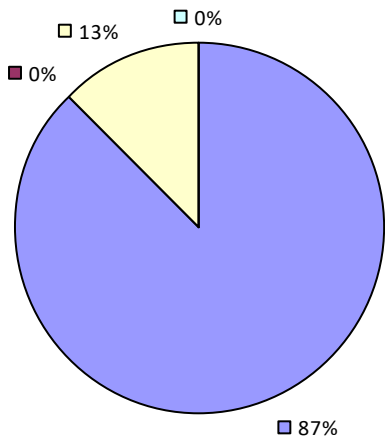
Overall Rating



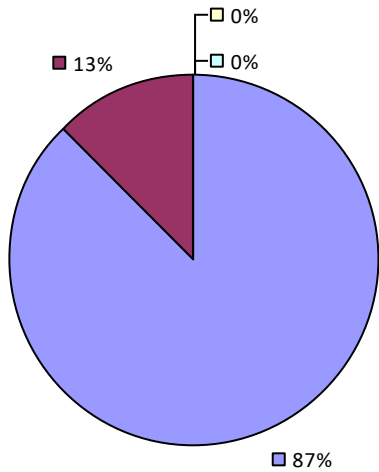
2022-23 PRINCIPAL EVALUATION RESULTS

Student performance results not shown due to suppression*

Principal School Visits



Overall Rating



* Data is suppressed if 100% of teachers/principals received the same rating or if the total teachers/principals in an LEA is less than five.

NORTH GREENBUSH COMN SD (WILLIAMS)

*2022-23 TEACHER EVALUATION RESULTS NOT SHOWN DUE TO SUPPRESSION**

2022-23 PRINCIPAL EVALUATION RESULTS NOT SUBMITTED

** Data is suppressed if 100% of teachers/principals received the same rating or if the total teachers/principals in an LEA is less than five.*

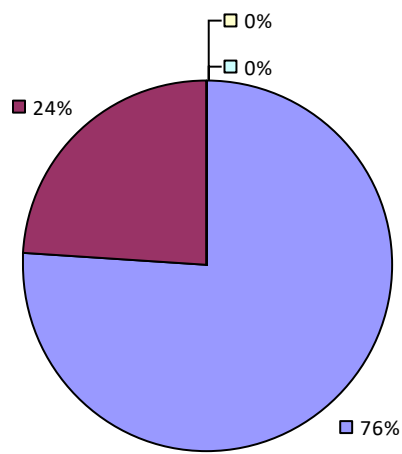
NORTH MERRICK UFSD

2022-23 TEACHER EVALUATION RESULTS

Student performance results not shown due to suppression*

Teacher Observation

Overall results not shown due to suppression*



2022-23 PRINCIPAL EVALUATION RESULTS NOT SHOWN DUE TO SUPPRESSION*

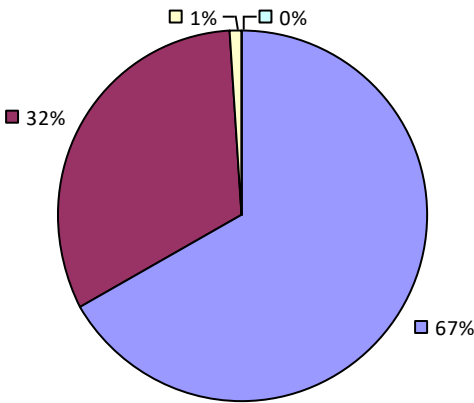
* Data is suppressed if 100% of teachers/principals received the same rating or if the total teachers/principals in an LEA is less than five.

NORTH ROSE-WOLCOTT CSD

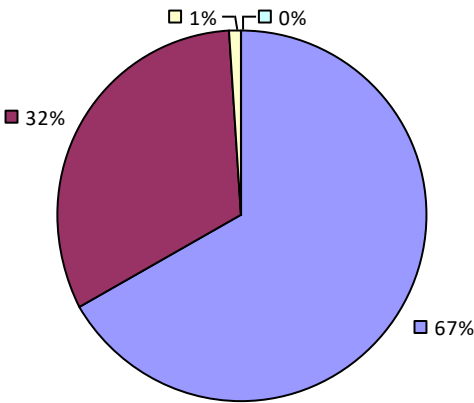
2022-23 TEACHER EVALUATION RESULTS

Student performance results not shown due to suppression*

Teacher Observation



Overall Rating



2022-23 PRINCIPAL EVALUATION RESULTS NOT SHOWN DUE TO SUPPRESSION*

* Data is suppressed if 100% of teachers/principals received the same rating or if the total teachers/principals in an LEA is less than five.

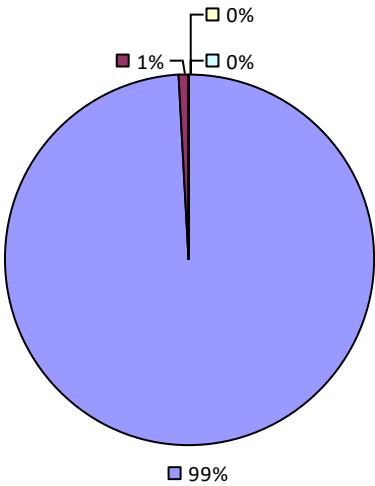
NORTH SALEM CSD

2022-23 TEACHER EVALUATION RESULTS

Student performance results not shown due to suppression*

Teacher Observation

Overall results not shown due to suppression*



2022-23 PRINCIPAL EVALUATION RESULTS NOT SHOWN DUE TO SUPPRESSION*

* Data is suppressed if 100% of teachers/principals received the same rating or if the total teachers/principals in an LEA is less than five.

NORTH SHORE CSD

*2022-23 TEACHER EVALUATION RESULTS NOT SHOWN DUE TO SUPPRESSION**

*2022-23 PRINCIPAL EVALUATION RESULTS NOT SHOWN DUE TO SUPPRESSION**

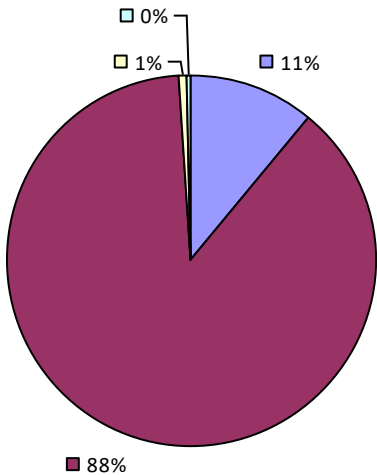
** Data is suppressed if 100% of teachers/principals received the same rating or if the total teachers/principals in an LEA is less than five.*

NORTH SYRACUSE CSD

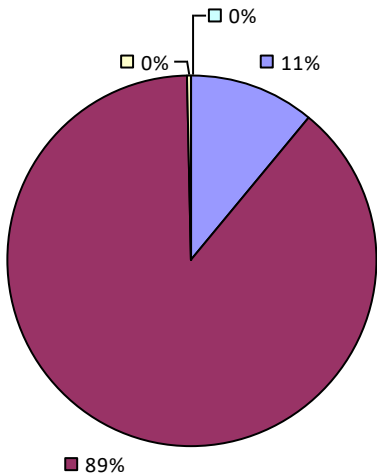
2022-23 TEACHER EVALUATION RESULTS

Student performance results not shown due to suppression*

Teacher Observation



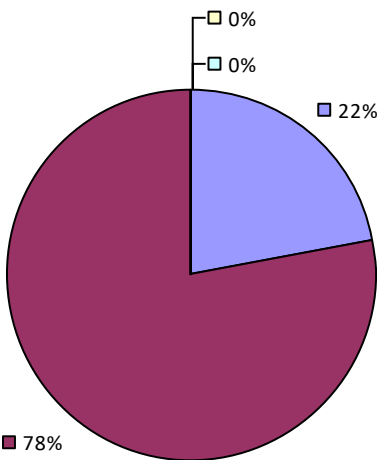
Overall Rating



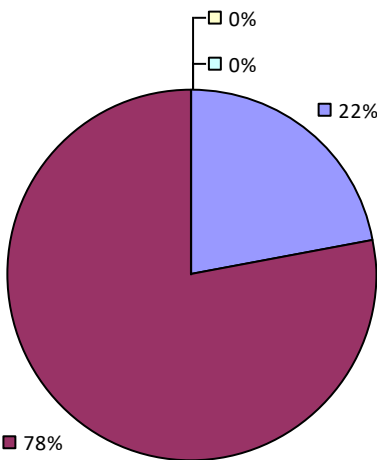
2022-23 PRINCIPAL EVALUATION RESULTS

Student performance results not shown due to suppression*

Principal School Visits



Overall Rating



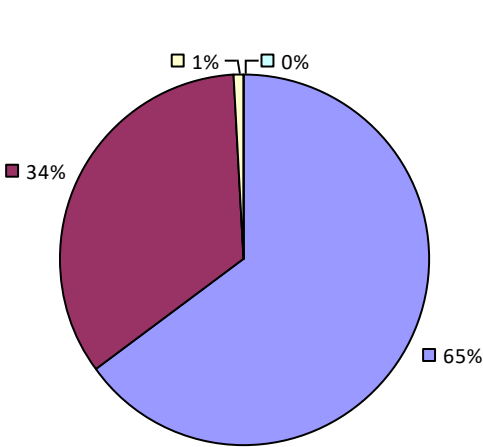
* Data is suppressed if 100% of teachers/principals received the same rating or if the total teachers/principals in an LEA is less than five.

NORTH TONAWANDA CITY SD

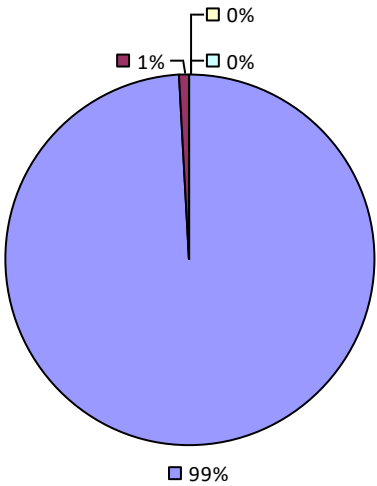
2022-23 TEACHER EVALUATION RESULTS

Student performance results not shown due to suppression*

Teacher Observation



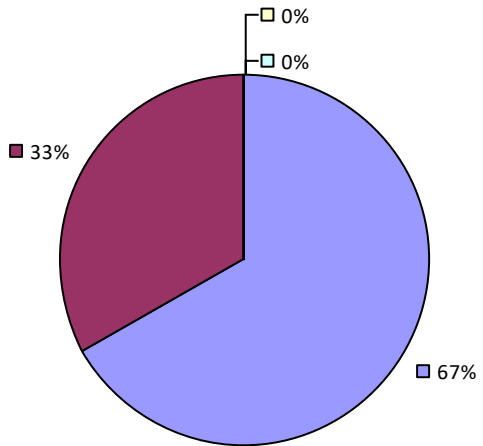
Overall Rating



2022-23 PRINCIPAL EVALUATION RESULTS

Student performance results not shown due to suppression*

Principal School Visits



Overall results not shown due to suppression*

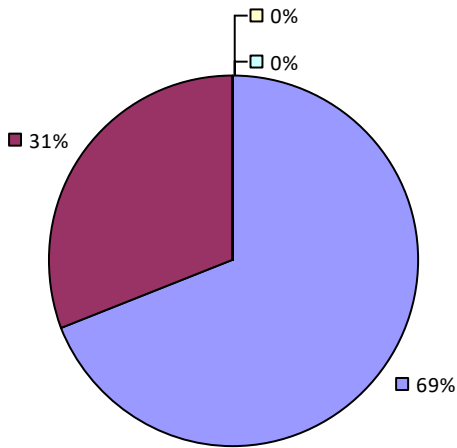
* Data is suppressed if 100% of teachers/principals received the same rating or if the total teachers/principals in an LEA is less than five.

NORTH WARREN CSD

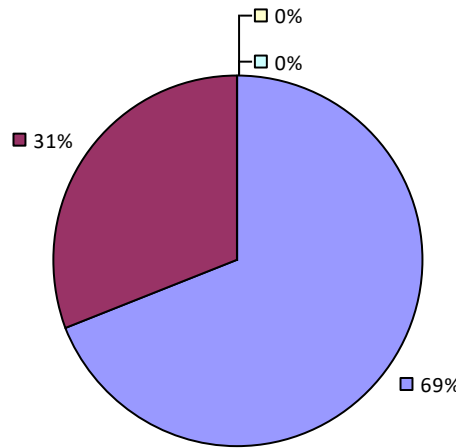
2022-23 TEACHER EVALUATION RESULTS

Student performance results not shown due to suppression*

Teacher Observation



Overall Rating

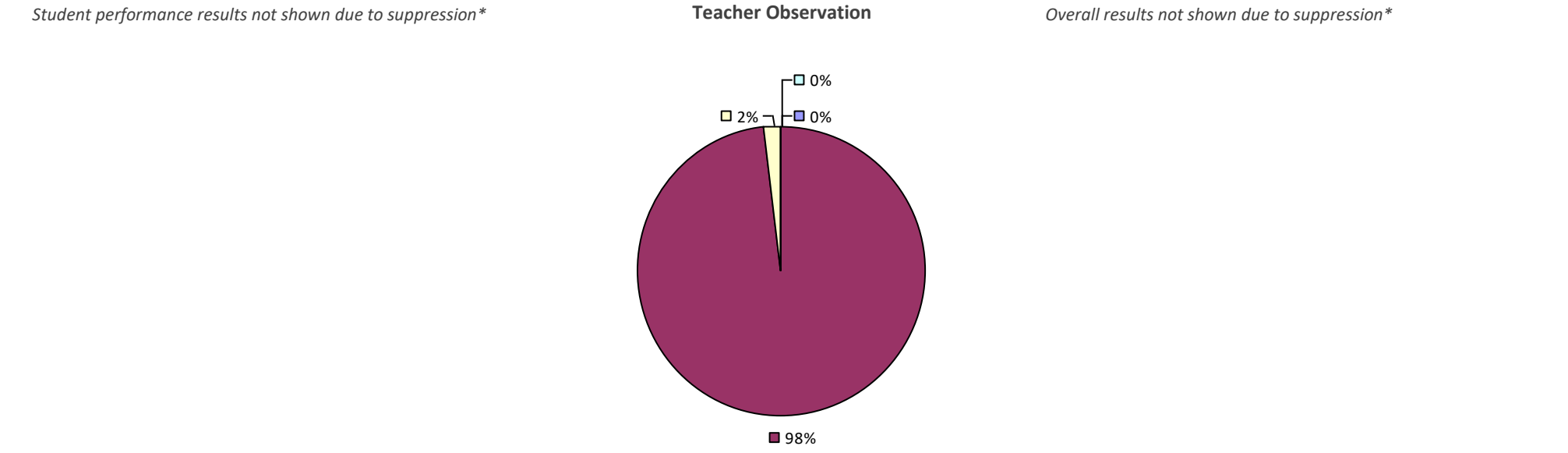


2022-23 PRINCIPAL EVALUATION RESULTS NOT SHOWN DUE TO SUPPRESSION*

* Data is suppressed if 100% of teachers/principals received the same rating or if the total teachers/principals in an LEA is less than five.

NORTHEAST CSD

2022-23 TEACHER EVALUATION RESULTS



2022-23 PRINCIPAL EVALUATION RESULTS NOT SHOWN DUE TO SUPPRESSION*

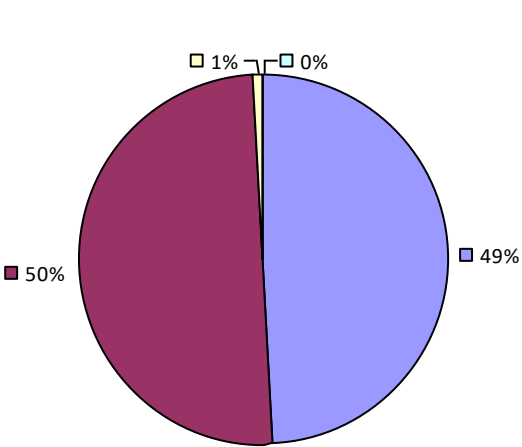
* Data is suppressed if 100% of teachers/principals received the same rating or if the total teachers/principals in an LEA is less than five.

NORTHEASTERN CLINTON CSD

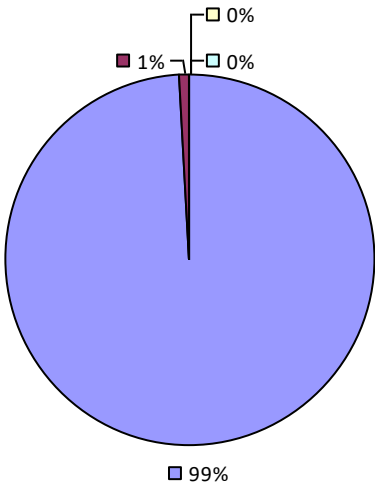
2022-23 TEACHER EVALUATION RESULTS

Student performance results not shown due to suppression*

Teacher Observation



Overall Rating

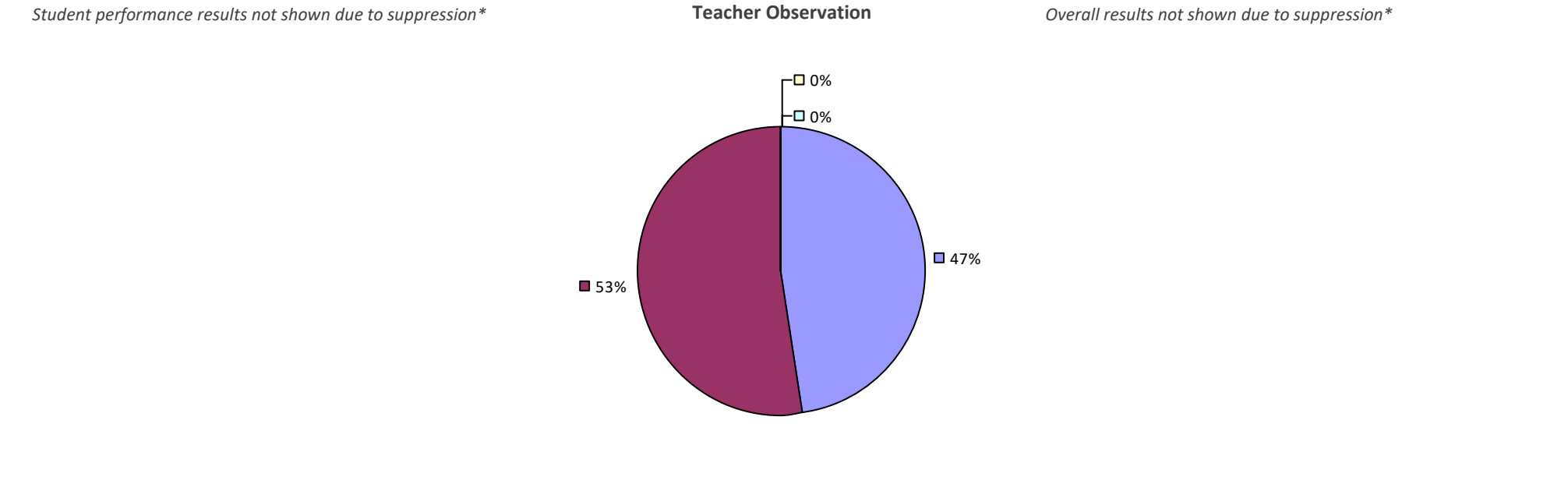


2022-23 PRINCIPAL EVALUATION RESULTS NOT SHOWN DUE TO SUPPRESSION*

* Data is suppressed if 100% of teachers/principals received the same rating or if the total teachers/principals in an LEA is less than five.

NORTHERN ADIRONDACK CSD

2022-23 TEACHER EVALUATION RESULTS



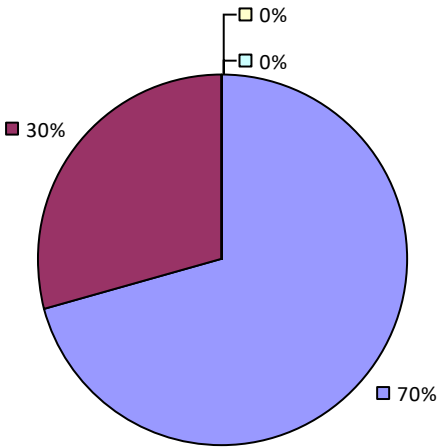
2022-23 PRINCIPAL EVALUATION RESULTS NOT SHOWN DUE TO SUPPRESSION*

NORTHPORT-EAST NORTHPORT UFSD

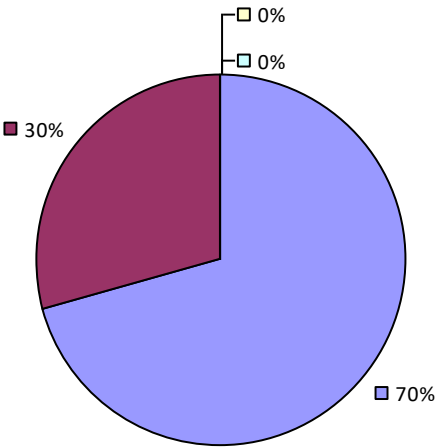
2022-23 TEACHER EVALUATION RESULTS

Student performance results not shown due to suppression*

Teacher Observation



Overall Rating



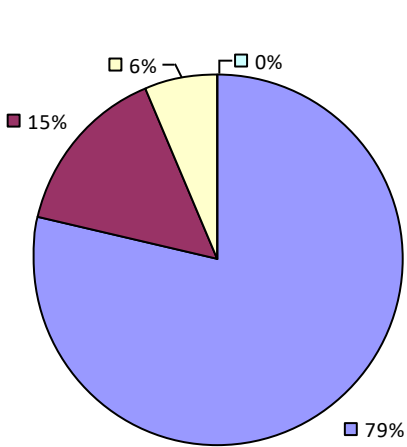
2022-23 PRINCIPAL EVALUATION RESULTS NOT SHOWN DUE TO SUPPRESSION*

* Data is suppressed if 100% of teachers/principals received the same rating or if the total teachers/principals in an LEA is less than five.

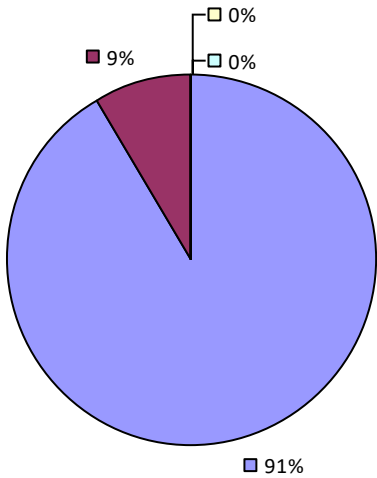
NORTHVILLE CSD

2022-23 TEACHER EVALUATION RESULTS

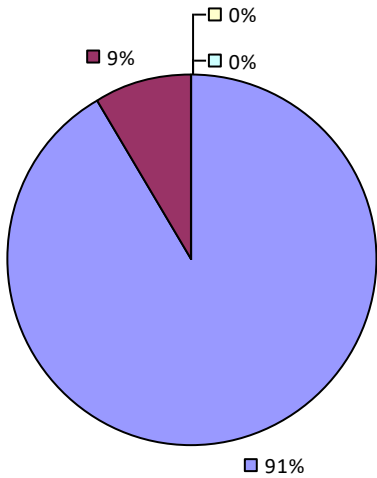
Student Performance



Teacher Observation



Overall Rating



2022-23 PRINCIPAL EVALUATION RESULTS NOT SHOWN DUE TO SUPPRESSION*

* Data is suppressed if 100% of teachers/principals received the same rating or if the total teachers/principals in an LEA is less than five.

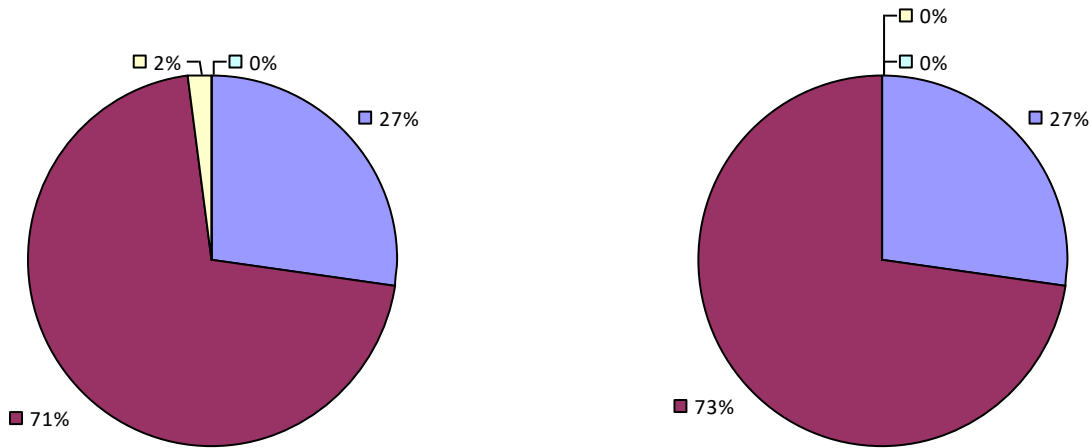
NORWICH CITY SD

2022-23 TEACHER EVALUATION RESULTS

Student performance results not shown due to suppression*

Teacher Observation

Overall Rating



2022-23 PRINCIPAL EVALUATION RESULTS NOT SHOWN DUE TO SUPPRESSION*

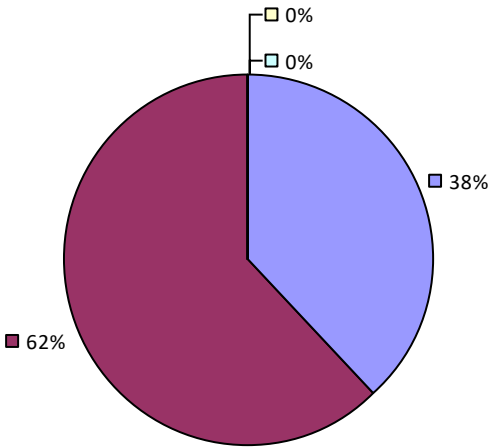
* Data is suppressed if 100% of teachers/principals received the same rating or if the total teachers/principals in an LEA is less than five.

NORWOOD-NORFOLK CSD

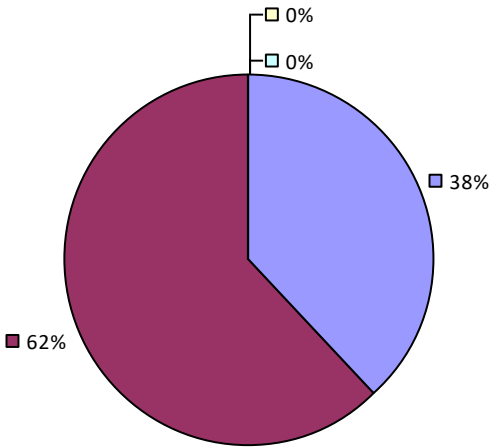
2022-23 TEACHER EVALUATION RESULTS

Student performance results not shown due to suppression*

Teacher Observation



Overall Rating



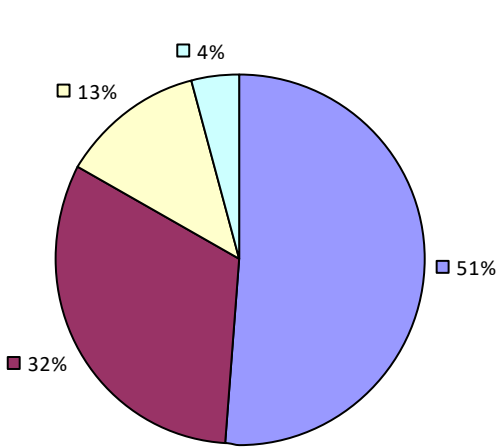
2022-23 PRINCIPAL EVALUATION RESULTS NOT SHOWN DUE TO SUPPRESSION*

* Data is suppressed if 100% of teachers/principals received the same rating or if the total teachers/principals in an LEA is less than five.

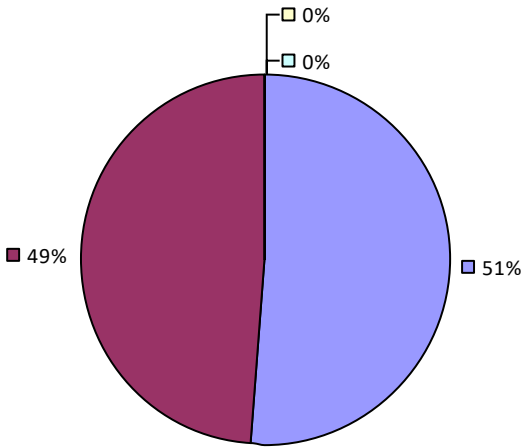
NY MILLS UFSD

2022-23 TEACHER EVALUATION RESULTS

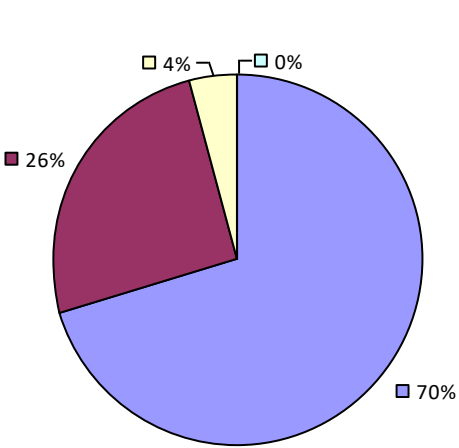
Student Performance



Teacher Observation



Overall Rating



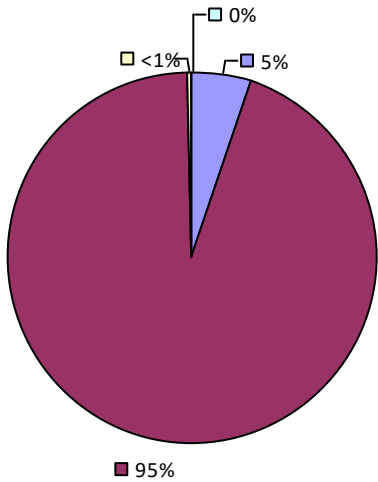
2022-23 PRINCIPAL EVALUATION RESULTS NOT SHOWN DUE TO SUPPRESSION*

* Data is suppressed if 100% of teachers/principals received the same rating or if the total teachers/principals in an LEA is less than five.

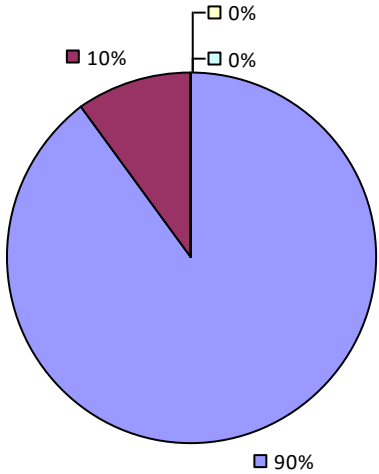
NYACK UFSD

2022-23 TEACHER EVALUATION RESULTS

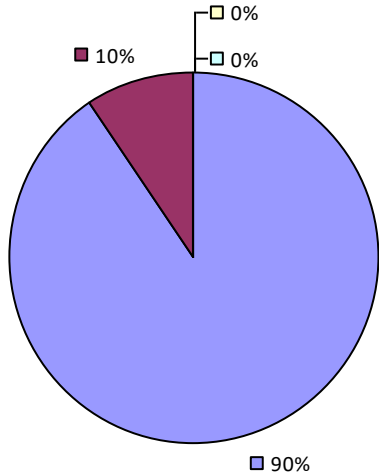
Student Performance



Teacher Observation



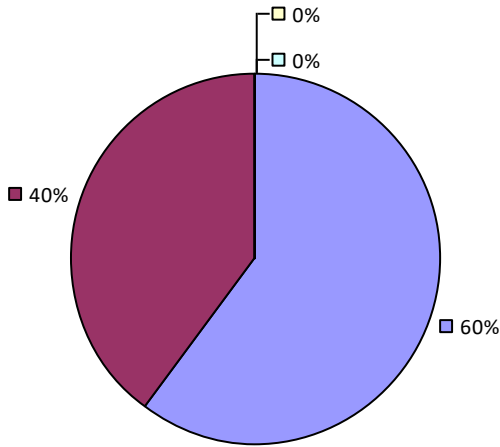
Overall Rating



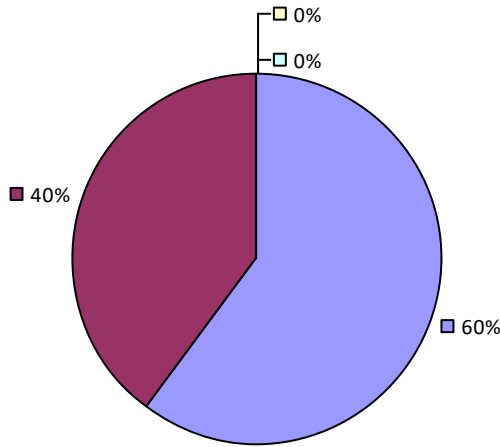
2022-23 PRINCIPAL EVALUATION RESULTS

Student performance results not shown due to suppression*

Principal School Visits



Overall Rating

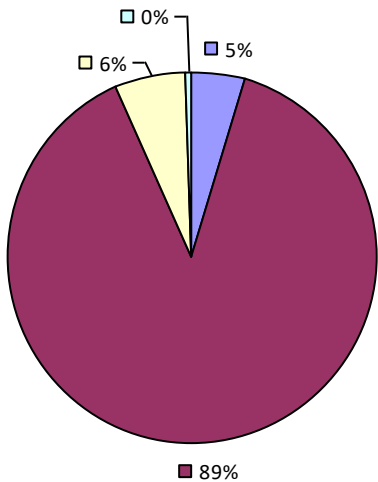


* Data is suppressed if 100% of teachers/principals received the same rating or if the total teachers/principals in an LEA is less than five.

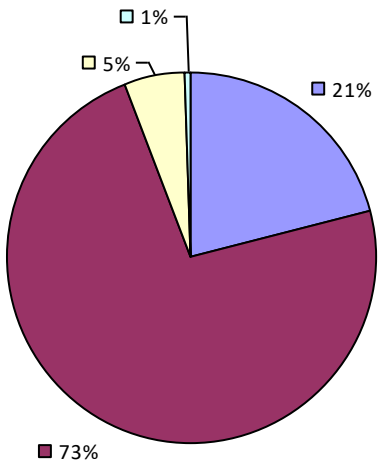
NYC CHANCELLOR'S OFFICE

2022-23 TEACHER EVALUATION RESULTS

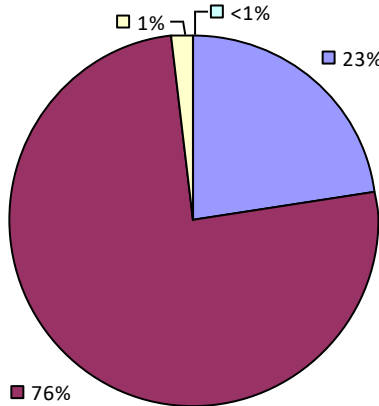
Student Performance



Teacher Observation

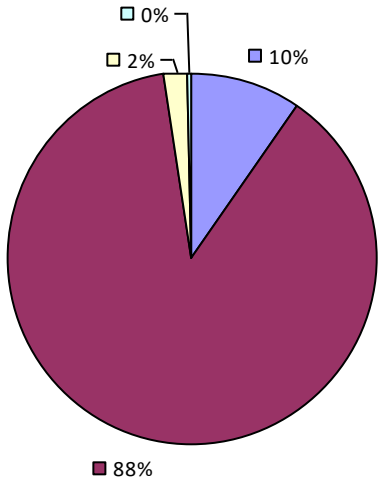


Overall Rating

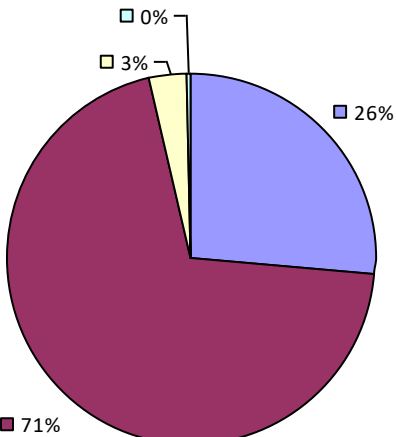


2022-23 PRINCIPAL EVALUATION RESULTS

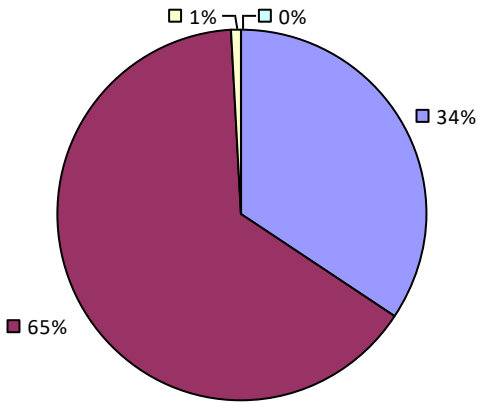
Student Performance



Principal School Visits



Overall Rating



* Data is suppressed if 100% of teachers/principals received the same rating or if the total teachers/principals in an LEA is less than five.

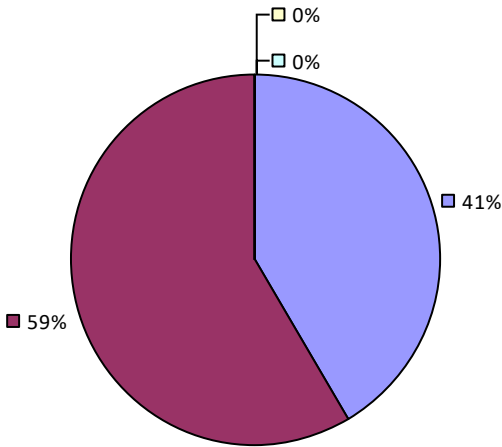
OAKFIELD-ALABAMA CSD

2022-23 TEACHER EVALUATION RESULTS

Student performance results not shown due to suppression*

Teacher Observation

Overall results not shown due to suppression*



2022-23 PRINCIPAL EVALUATION RESULTS NOT SHOWN DUE TO SUPPRESSION*

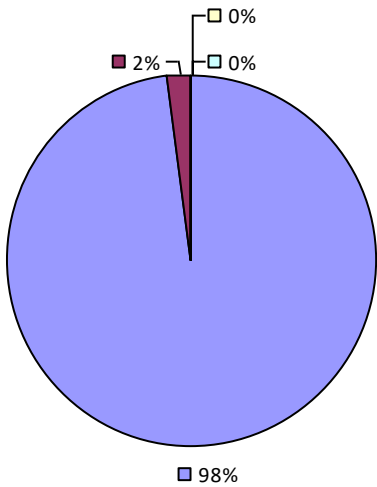
* Data is suppressed if 100% of teachers/principals received the same rating or if the total teachers/principals in an LEA is less than five.

OCEANSIDE UFSD

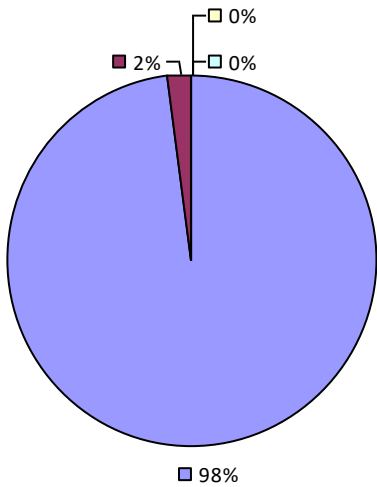
2022-23 TEACHER EVALUATION RESULTS

Student performance results not shown due to suppression*

Teacher Observation

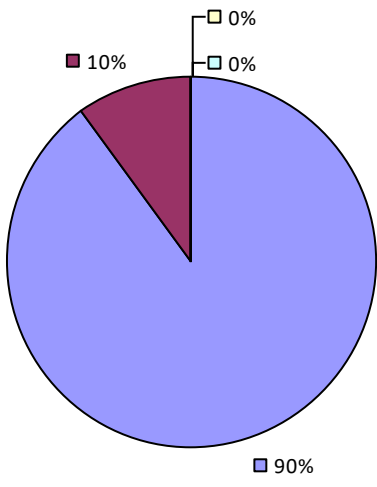


Overall Rating

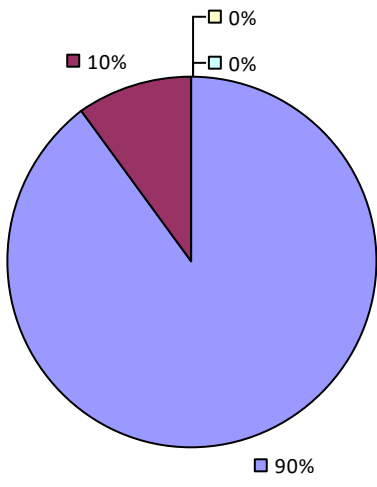


Student performance results not shown due to suppression*

Principal School Visits



Overall Rating



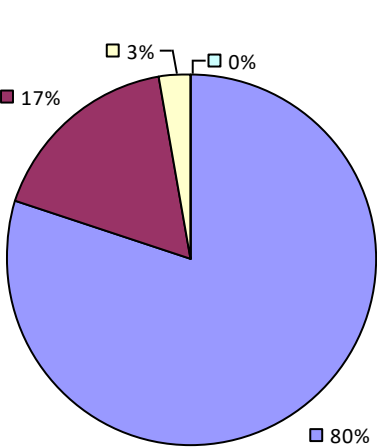
* Data is suppressed if 100% of teachers/principals received the same rating or if the total teachers/principals in an LEA is less than five.

ODESSA-MONTOUR CSD

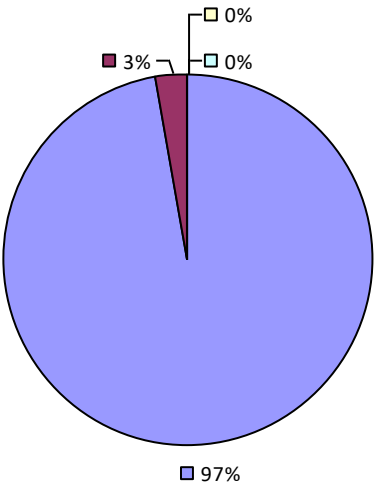
2022-23 TEACHER EVALUATION RESULTS

Student performance results not shown due to suppression*

Teacher Observation



Overall Rating



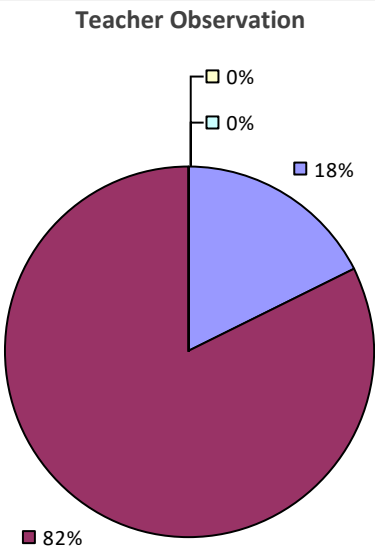
2022-23 PRINCIPAL EVALUATION RESULTS NOT SHOWN DUE TO SUPPRESSION*

* Data is suppressed if 100% of teachers/principals received the same rating or if the total teachers/principals in an LEA is less than five.

OGDENSBURG CITY SD

2022-23 TEACHER EVALUATION RESULTS

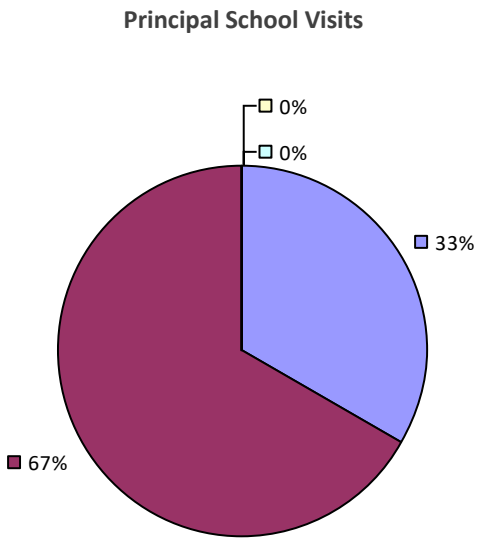
Student performance results not shown due to suppression*



Overall results not shown due to suppression*

2022-23 PRINCIPAL EVALUATION RESULTS

Student performance results not shown due to suppression*



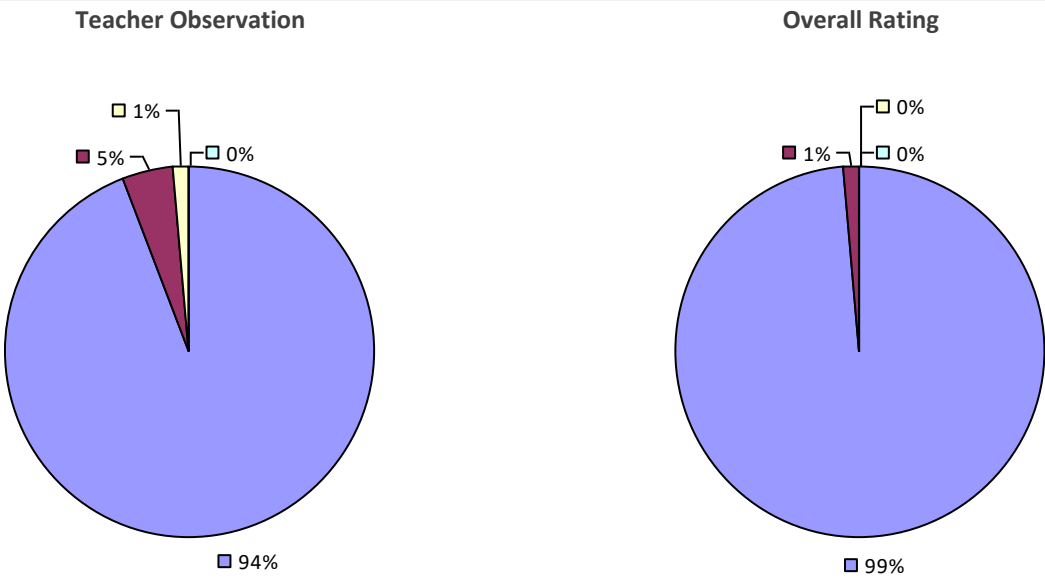
Overall results not shown due to suppression*

* Data is suppressed if 100% of teachers/principals received the same rating or if the total teachers/principals in an LEA is less than five.

OLEAN CITY SD

2022-23 TEACHER EVALUATION RESULTS

Student performance results not shown due to suppression*



2022-23 PRINCIPAL EVALUATION RESULTS NOT SHOWN DUE TO SUPPRESSION*

* Data is suppressed if 100% of teachers/principals received the same rating or if the total teachers/principals in an LEA is less than five.

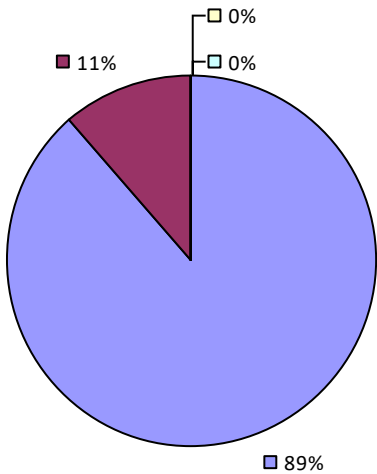
ONEIDA CITY SD

2022-23 TEACHER EVALUATION RESULTS

Student performance results not shown due to suppression*

Teacher Observation

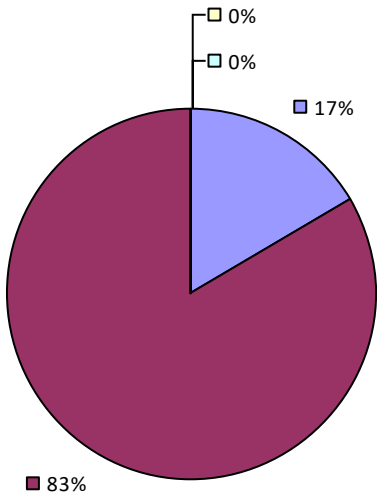
Overall results not shown due to suppression*



Student performance results not shown due to suppression*

Principal School Visits

Overall results not shown due to suppression*

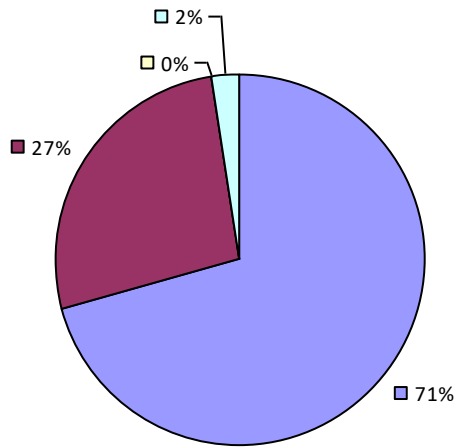


* Data is suppressed if 100% of teachers/principals received the same rating or if the total teachers/principals in an LEA is less than five.

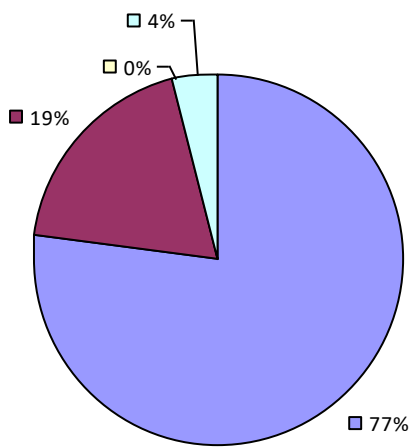
ONEIDA-HERKIMER-MADISON BOCES

2022-23 TEACHER EVALUATION RESULTS

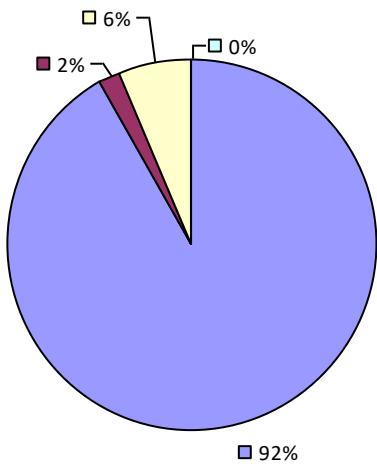
Student Performance



Teacher Observation



Overall Rating



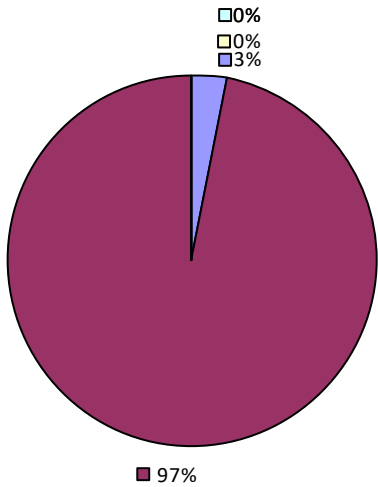
2022-23 PRINCIPAL EVALUATION RESULTS NOT SHOWN DUE TO SUPPRESSION*

* Data is suppressed if 100% of teachers/principals received the same rating or if the total teachers/principals in an LEA is less than five.

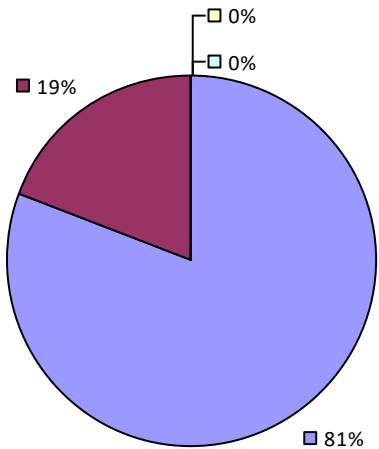
ONEONTA CITY SD

2022-23 TEACHER EVALUATION RESULTS

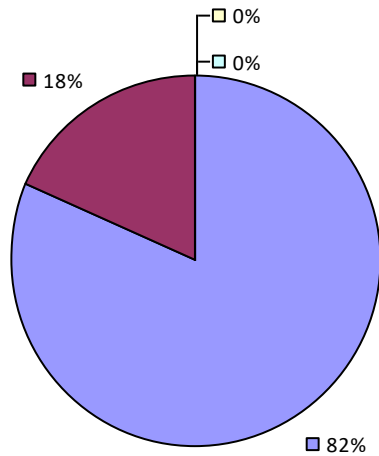
Student Performance



Teacher Observation



Overall Rating



2022-23 PRINCIPAL EVALUATION RESULTS NOT SHOWN DUE TO SUPPRESSION*

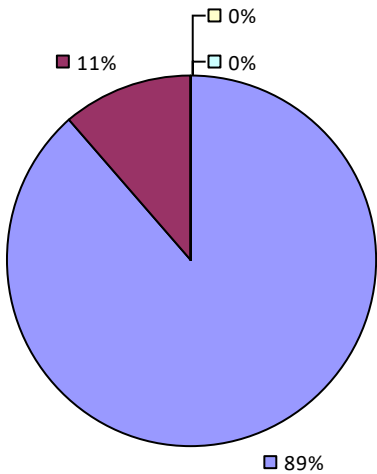
* Data is suppressed if 100% of teachers/principals received the same rating or if the total teachers/principals in an LEA is less than five.

ONONDAGA CSD

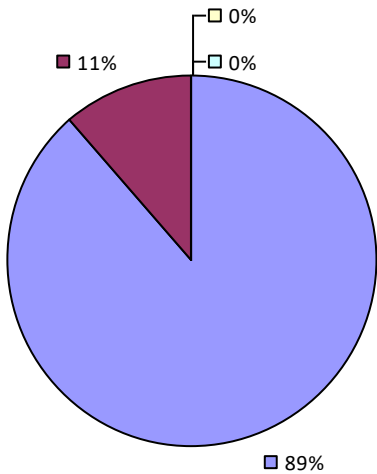
2022-23 TEACHER EVALUATION RESULTS

Student performance results not shown due to suppression*

Teacher Observation



Overall Rating



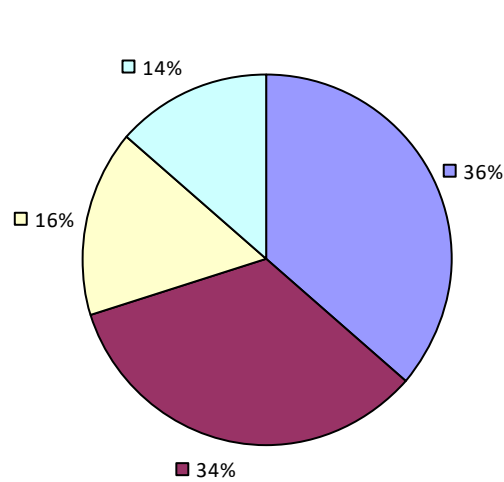
2022-23 PRINCIPAL EVALUATION RESULTS NOT SHOWN DUE TO SUPPRESSION*

* Data is suppressed if 100% of teachers/principals received the same rating or if the total teachers/principals in an LEA is less than five.

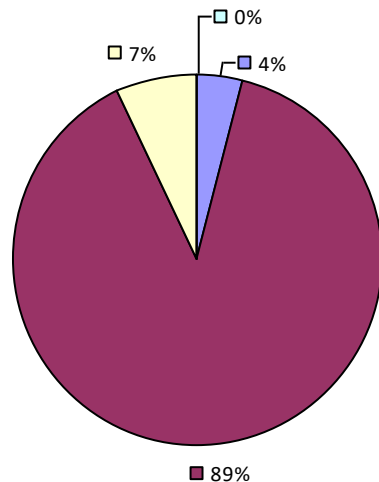
ONONDAGA-CORTLAND-MADISON BOCES

2022-23 TEACHER EVALUATION RESULTS

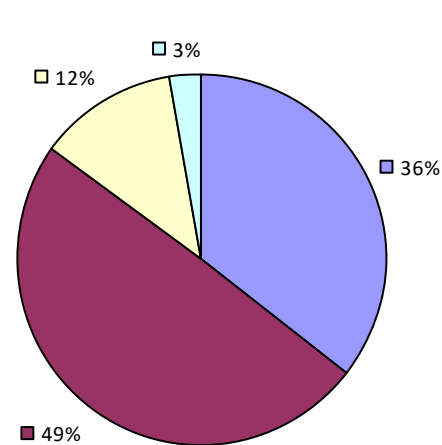
Student Performance



Teacher Observation

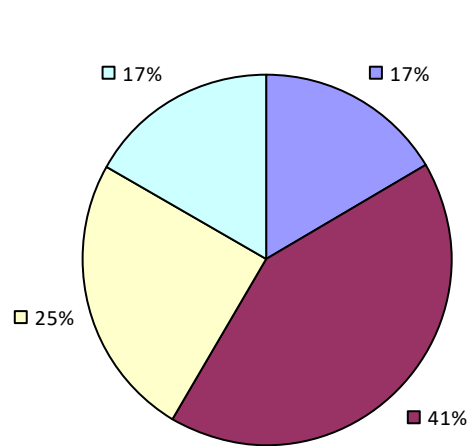


Overall Rating

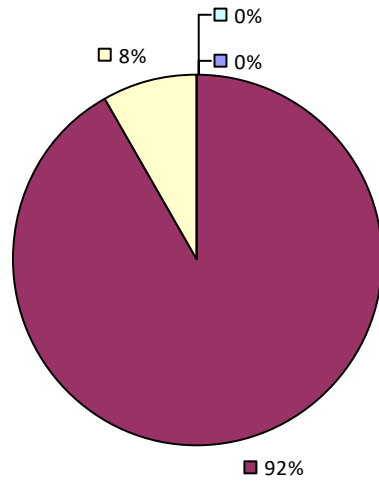


2022-23 PRINCIPAL EVALUATION RESULTS

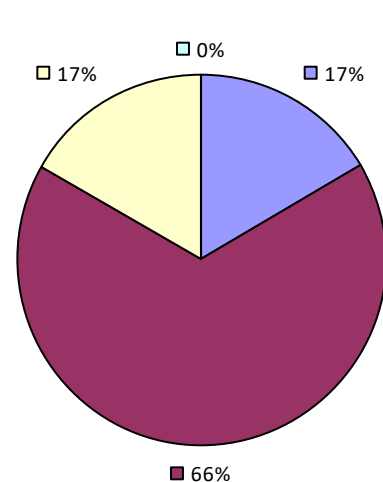
Student Performance



Principal School Visits



Overall Rating

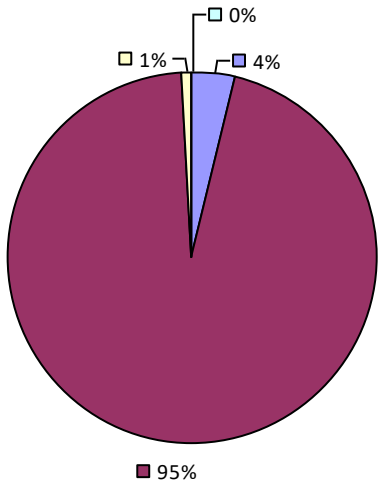


* Data is suppressed if 100% of teachers/principals received the same rating or if the total teachers/principals in an LEA is less than five.

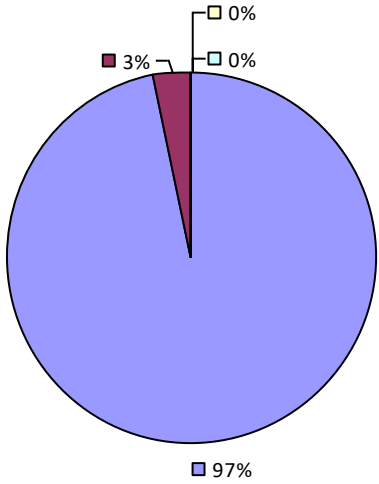
ONTEORA CSD

2022-23 TEACHER EVALUATION RESULTS

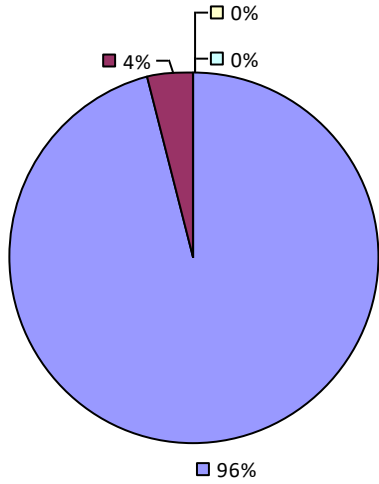
Student Performance



Teacher Observation



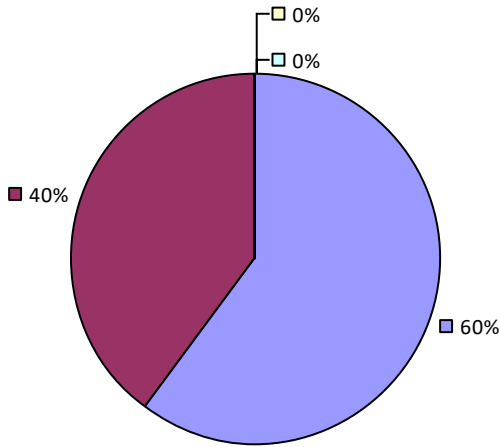
Overall Rating



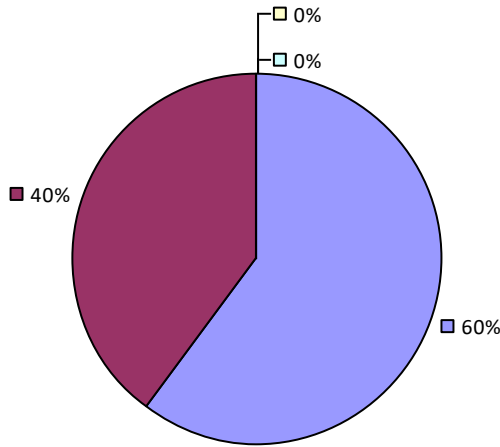
2022-23 PRINCIPAL EVALUATION RESULTS

Student performance results not shown due to suppression*

Principal School Visits



Overall Rating



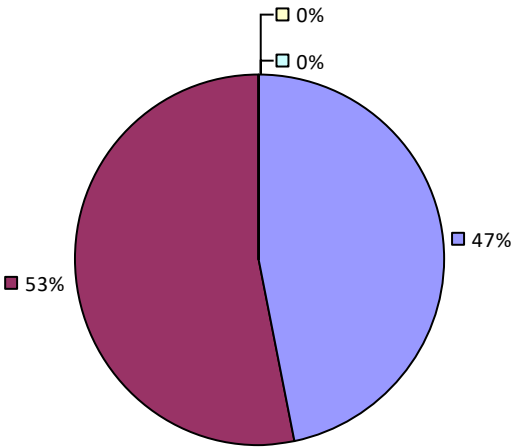
* Data is suppressed if 100% of teachers/principals received the same rating or if the total teachers/principals in an LEA is less than five.

OPPENHEIM-EPHRATAH-ST. JOHNSVILLE CS

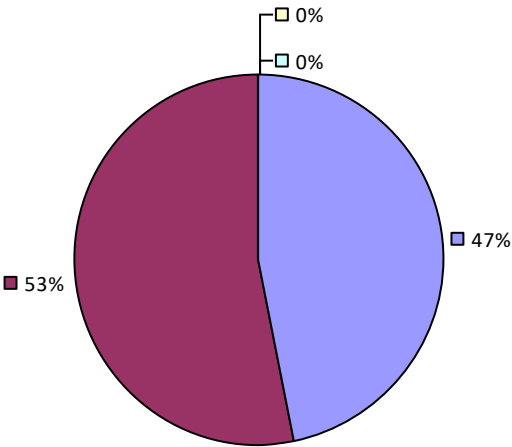
2022-23 TEACHER EVALUATION RESULTS

Student performance results not shown due to suppression*

Teacher Observation



Overall Rating

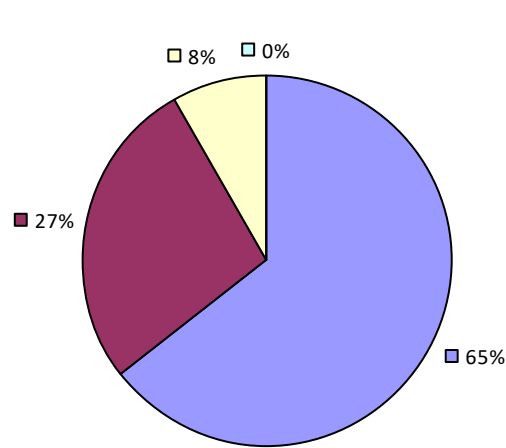


2022-23 PRINCIPAL EVALUATION RESULTS NOT SHOWN DUE TO SUPPRESSION*

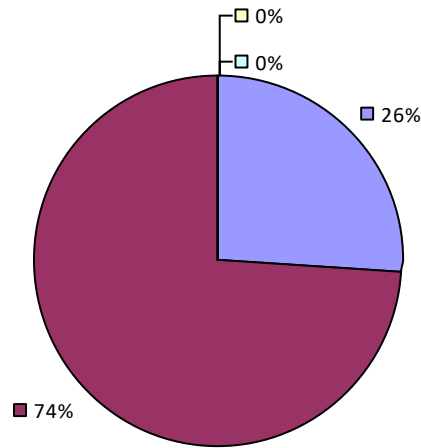
* Data is suppressed if 100% of teachers/principals received the same rating or if the total teachers/principals in an LEA is less than five.

ORANGE-ULSTER BOCES
2022-23 TEACHER EVALUATION RESULTS

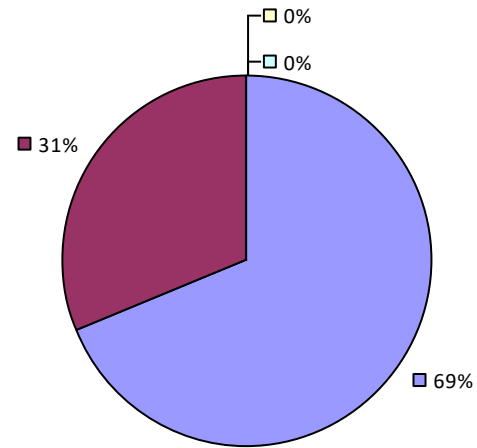
Student Performance



Teacher Observation

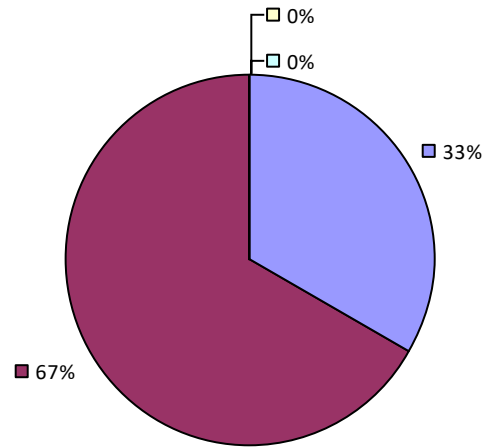


Overall Rating

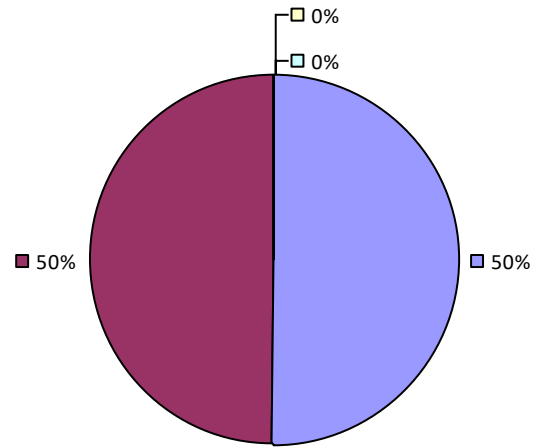


2022-23 PRINCIPAL EVALUATION RESULTS

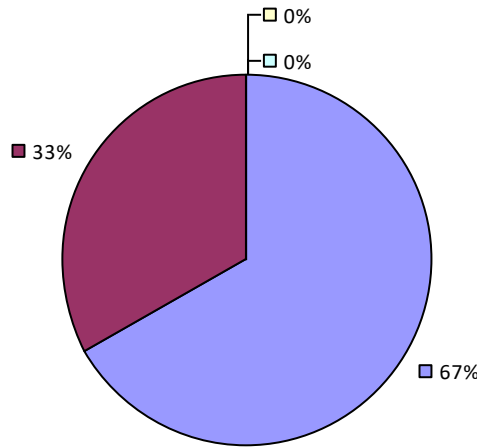
Student Performance



Principal School Visits



Overall Rating

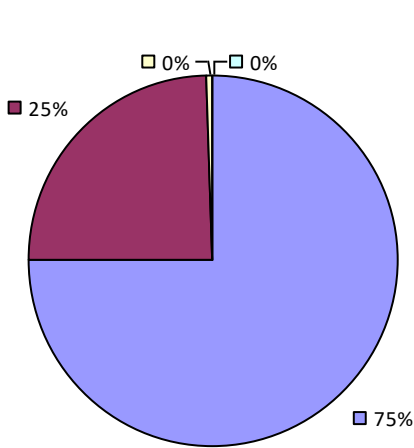


* Data is suppressed if 100% of teachers/principals received the same rating or if the total teachers/principals in an LEA is less than five.

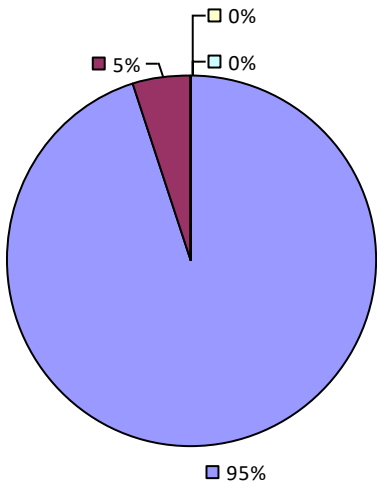
ORCHARD PARK CSD

2022-23 TEACHER EVALUATION RESULTS

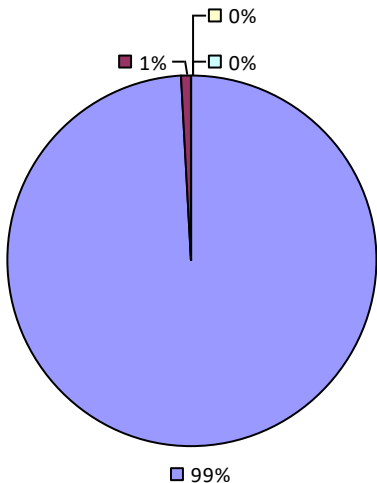
Student Performance



Teacher Observation

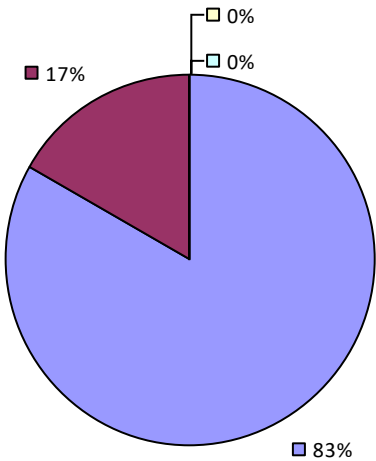


Overall Rating

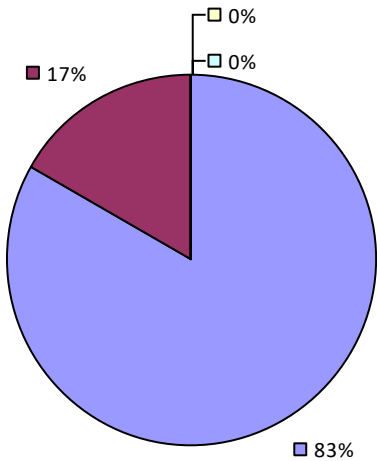


2022-23 PRINCIPAL EVALUATION RESULTS

Student Performance



Principal School Visits



Overall results not shown due to suppression*

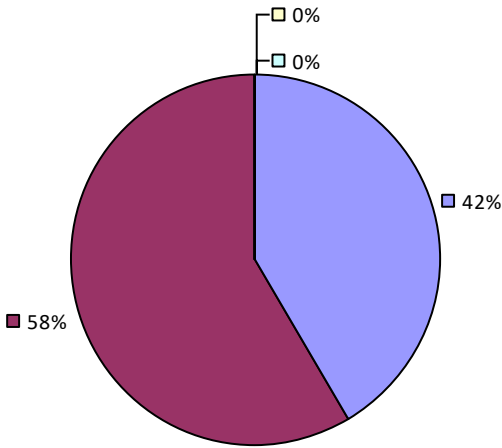
* Data is suppressed if 100% of teachers/principals received the same rating or if the total teachers/principals in an LEA is less than five.

ORISKANY CSD

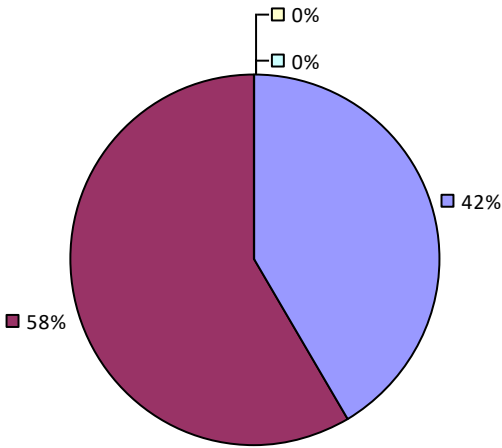
2022-23 TEACHER EVALUATION RESULTS

Student performance results not shown due to suppression*

Teacher Observation



Overall Rating

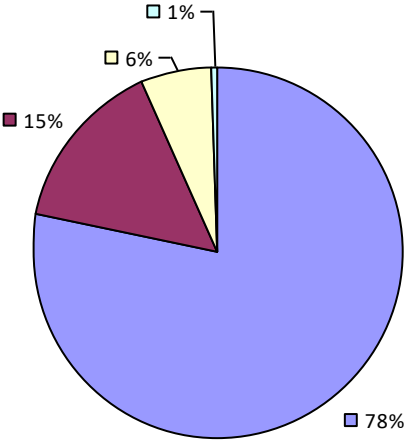


2022-23 PRINCIPAL EVALUATION RESULTS NOT SHOWN DUE TO SUPPRESSION*

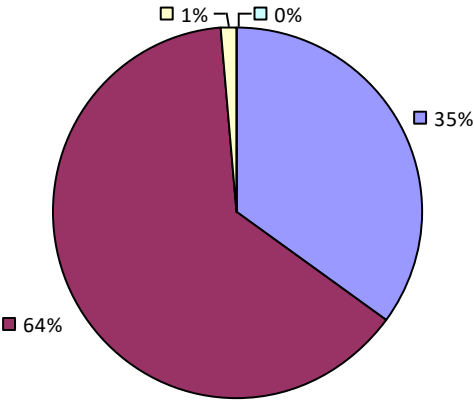
* Data is suppressed if 100% of teachers/principals received the same rating or if the total teachers/principals in an LEA is less than five.

ORLEANS-NIAGARA BOCES
2022-23 TEACHER EVALUATION RESULTS

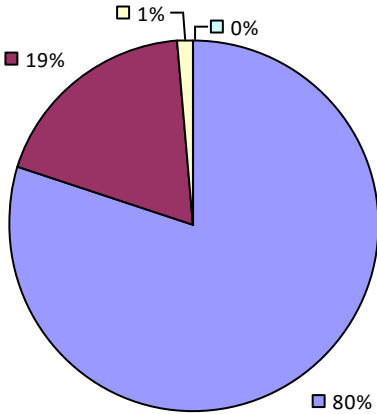
Student Performance



Teacher Observation

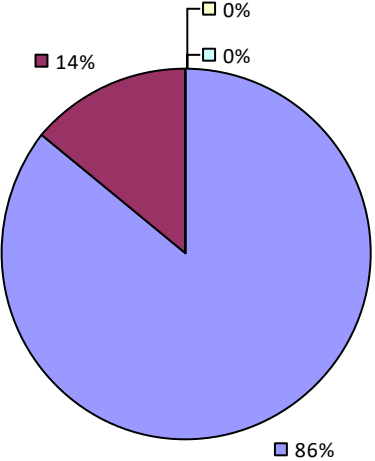


Overall Rating

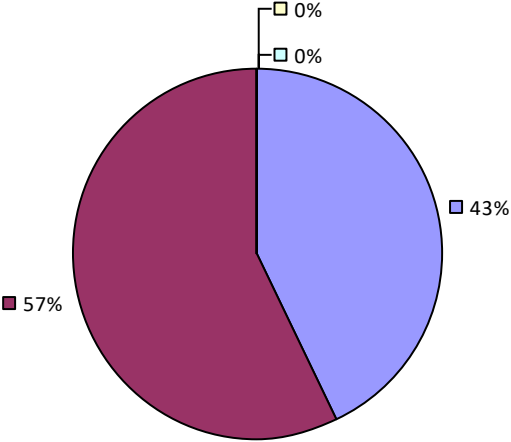


2022-23 PRINCIPAL EVALUATION RESULTS

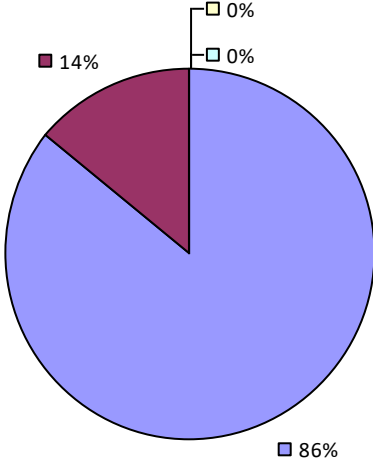
Student Performance



Principal School Visits



Overall Rating

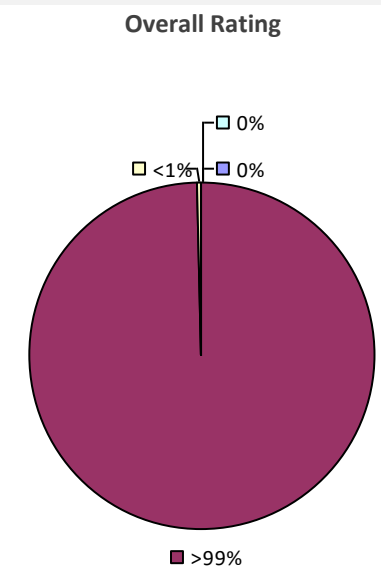
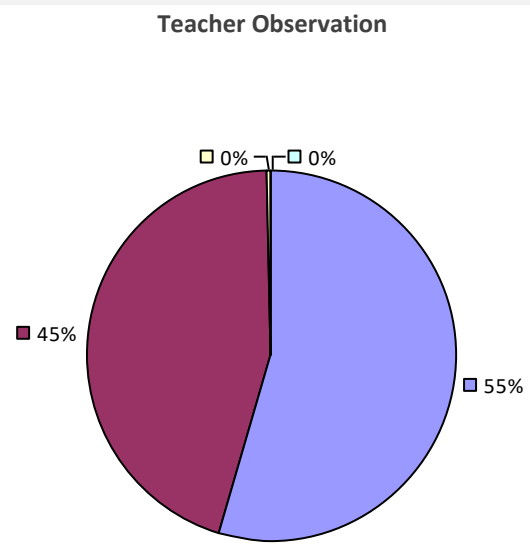


* Data is suppressed if 100% of teachers/principals received the same rating or if the total teachers/principals in an LEA is less than five.

OSSINING UFSD

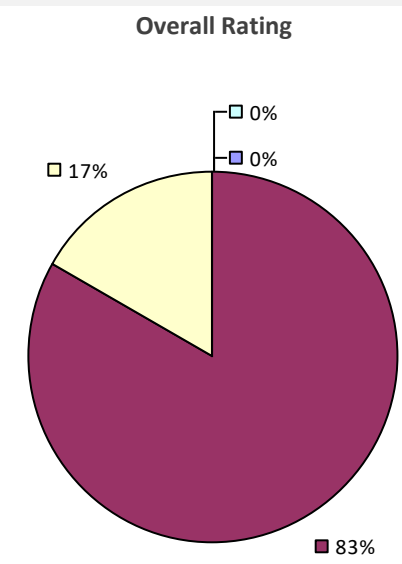
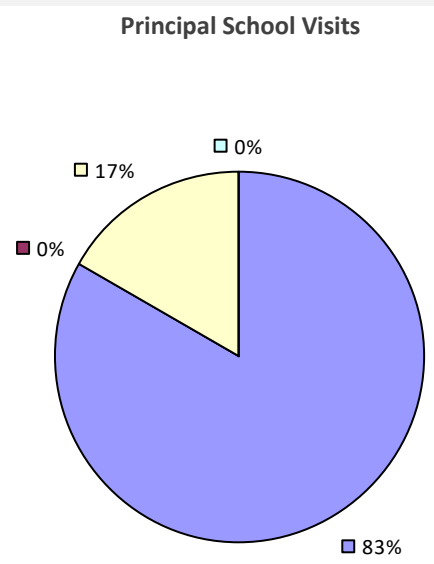
2022-23 TEACHER EVALUATION RESULTS

Student performance results not shown due to suppression*



2022-23 PRINCIPAL EVALUATION RESULTS

Student performance results not shown due to suppression*

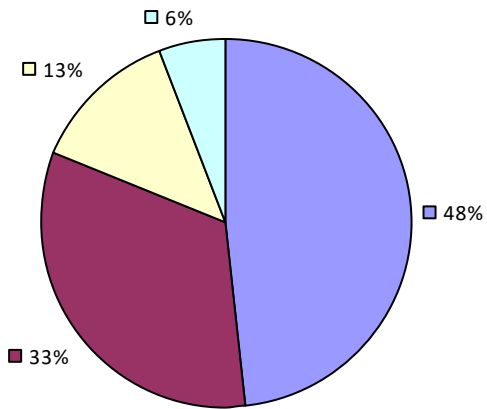


* Data is suppressed if 100% of teachers/principals received the same rating or if the total teachers/principals in an LEA is less than five.

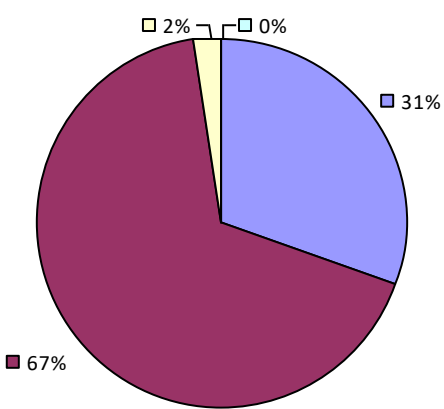
OSWEGO BOCES

2022-23 TEACHER EVALUATION RESULTS

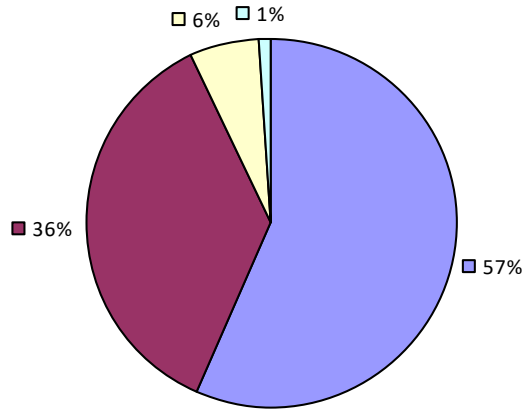
Student Performance



Teacher Observation



Overall Rating



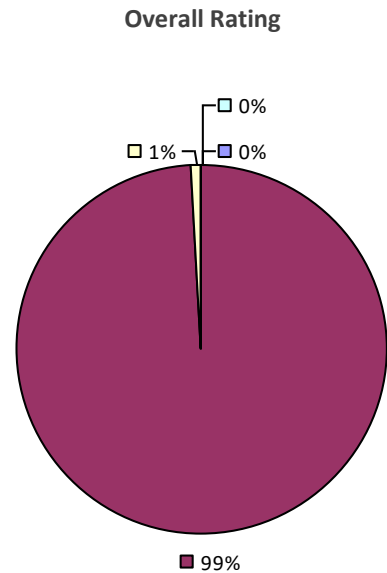
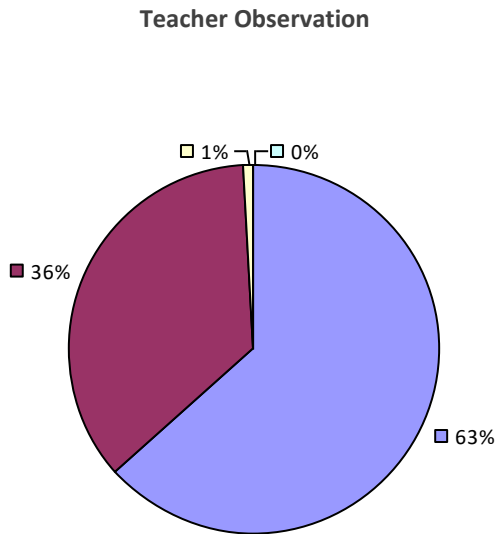
2022-23 PRINCIPAL EVALUATION RESULTS NOT SHOWN DUE TO SUPPRESSION*

* Data is suppressed if 100% of teachers/principals received the same rating or if the total teachers/principals in an LEA is less than five.

OSWEGO CITY SD

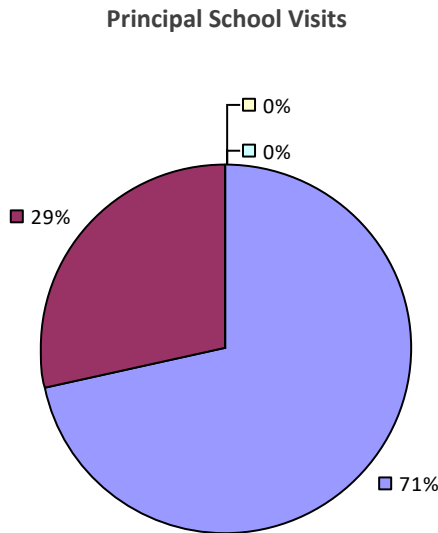
2022-23 TEACHER EVALUATION RESULTS

Student performance results not shown due to suppression*



2022-23 PRINCIPAL EVALUATION RESULTS

Student performance results not shown due to suppression*



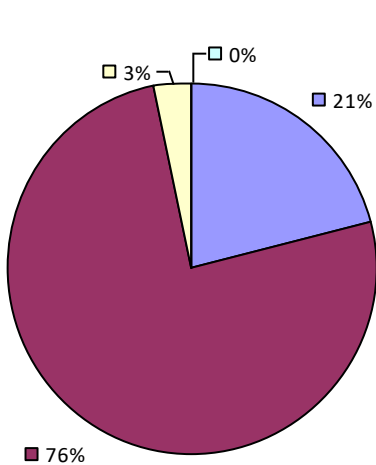
Overall results not shown due to suppression*

* Data is suppressed if 100% of teachers/principals received the same rating or if the total teachers/principals in an LEA is less than five.

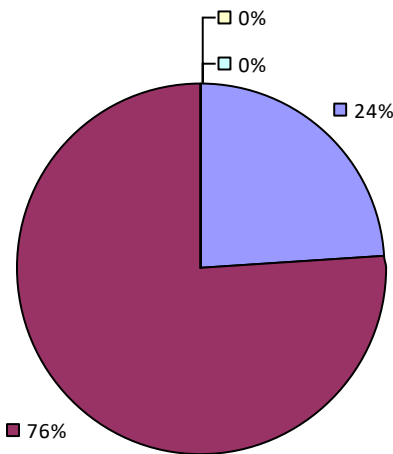
OTEGO-UNADILLA CSD

2022-23 TEACHER EVALUATION RESULTS

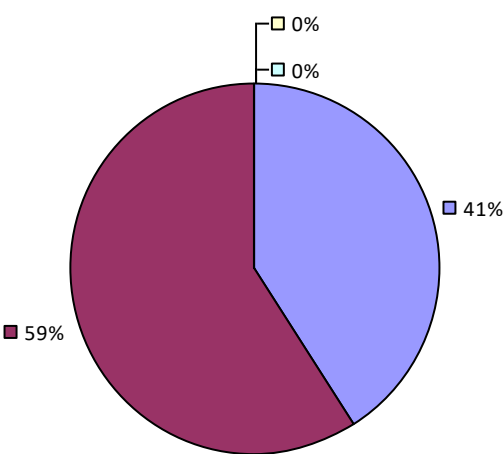
Student Performance



Teacher Observation



Overall Rating



2022-23 PRINCIPAL EVALUATION RESULTS NOT SHOWN DUE TO SUPPRESSION*

* Data is suppressed if 100% of teachers/principals received the same rating or if the total teachers/principals in an LEA is less than five.

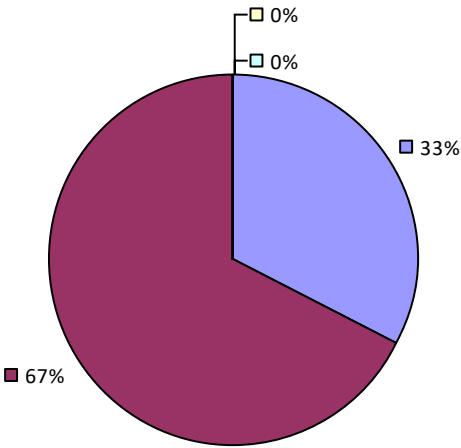
OTSEGO-DELAWARE-SCHOHARIE-GREENE BOCES

2022-23 TEACHER EVALUATION RESULTS

Student performance results not shown due to suppression*

Teacher Observation

Overall results not shown due to suppression*



2022-23 PRINCIPAL EVALUATION RESULTS NOT SHOWN DUE TO SUPPRESSION*

* Data is suppressed if 100% of teachers/principals received the same rating or if the total teachers/principals in an LEA is less than five.

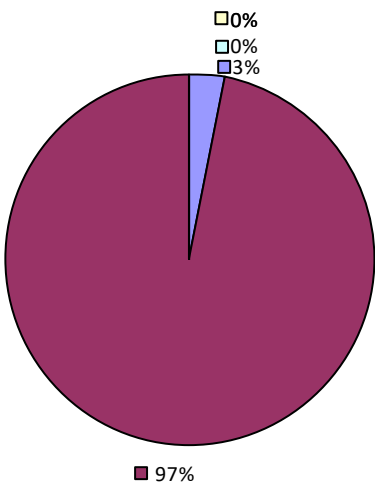
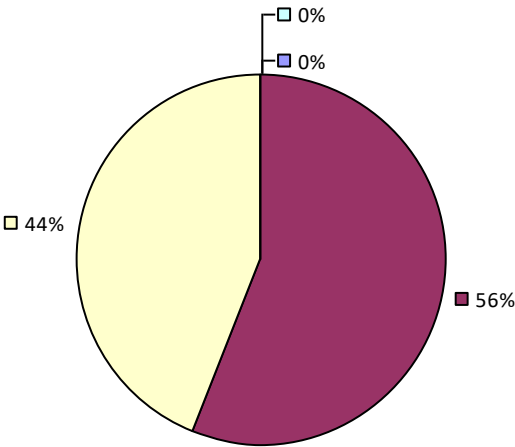
OTSELIC VALLEY CSD

2022-23 TEACHER EVALUATION RESULTS

Student Performance

Teacher observation results not shown due to suppression*

Overall Rating



2022-23 PRINCIPAL EVALUATION RESULTS NOT SUBMITTED

* Data is suppressed if 100% of teachers/principals received the same rating or if the total teachers/principals in an LEA is less than five.

OWEGO-APALACHIN CSD

*2022-23 TEACHER EVALUATION RESULTS NOT SHOWN DUE TO SUPPRESSION**

*2022-23 PRINCIPAL EVALUATION RESULTS NOT SHOWN DUE TO SUPPRESSION**

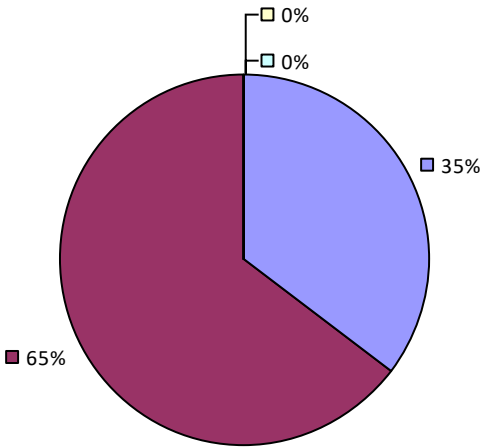
** Data is suppressed if 100% of teachers/principals received the same rating or if the total teachers/principals in an LEA is less than five.*

OXFORD ACADEMY & CSD

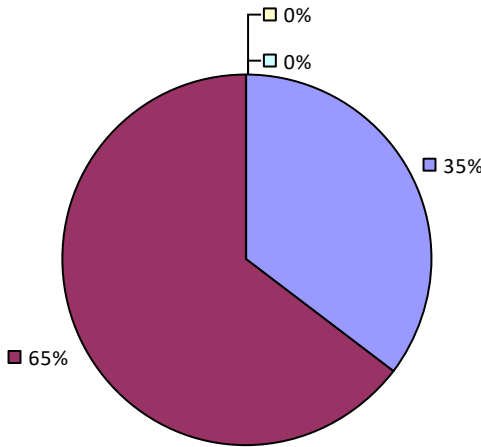
2022-23 TEACHER EVALUATION RESULTS

Student performance results not shown due to suppression*

Teacher Observation



Overall Rating



2022-23 PRINCIPAL EVALUATION RESULTS NOT SHOWN DUE TO SUPPRESSION*

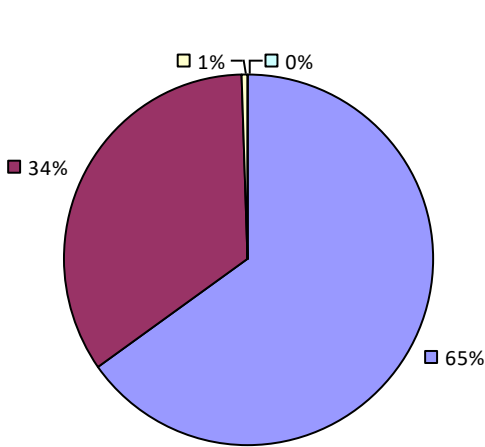
* Data is suppressed if 100% of teachers/principals received the same rating or if the total teachers/principals in an LEA is less than five.

OYSTER BAY-EAST NORWICH CSD

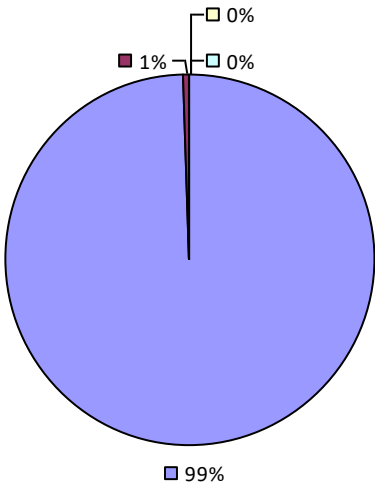
2022-23 TEACHER EVALUATION RESULTS

Student performance results not shown due to suppression*

Teacher Observation



Overall Rating

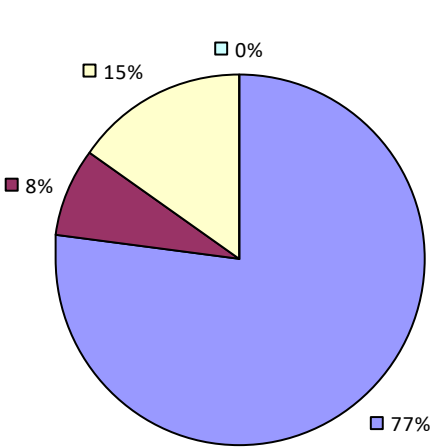


2022-23 PRINCIPAL EVALUATION RESULTS NOT SHOWN DUE TO SUPPRESSION*

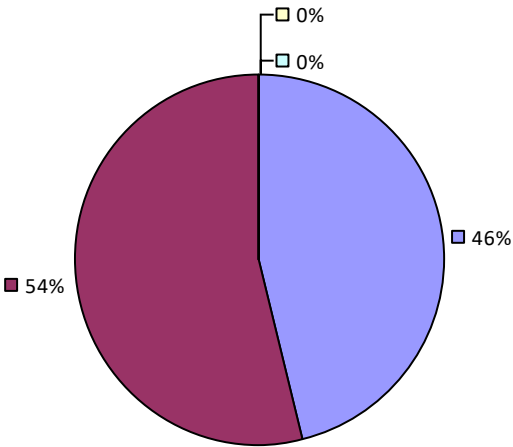
* Data is suppressed if 100% of teachers/principals received the same rating or if the total teachers/principals in an LEA is less than five.

OYSTERPONDS UFSD

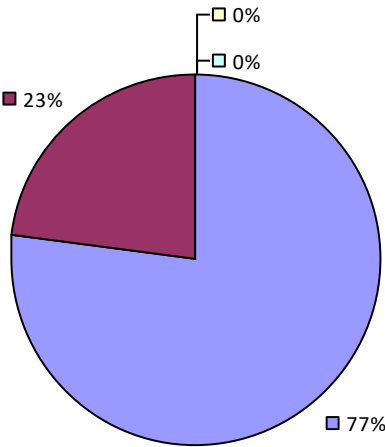
Student Performance



Teacher Observation



Overall Rating



2022-23 PRINCIPAL EVALUATION RESULTS NOT SUBMITTED

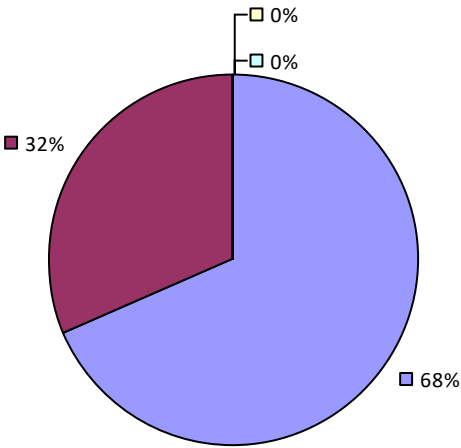
* Data is suppressed if 100% of teachers/principals received the same rating or if the total teachers/principals in an LEA is less than five.

PALMYRA-MACEDON CSD

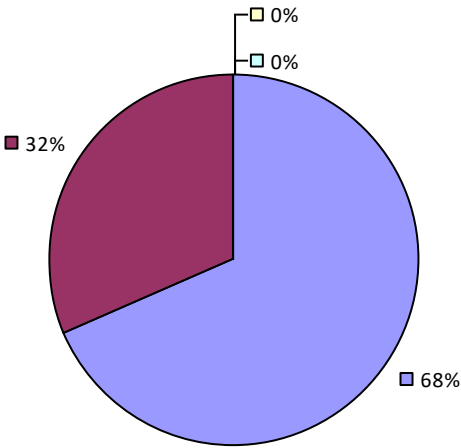
2022-23 TEACHER EVALUATION RESULTS

Student performance results not shown due to suppression*

Teacher Observation



Overall Rating

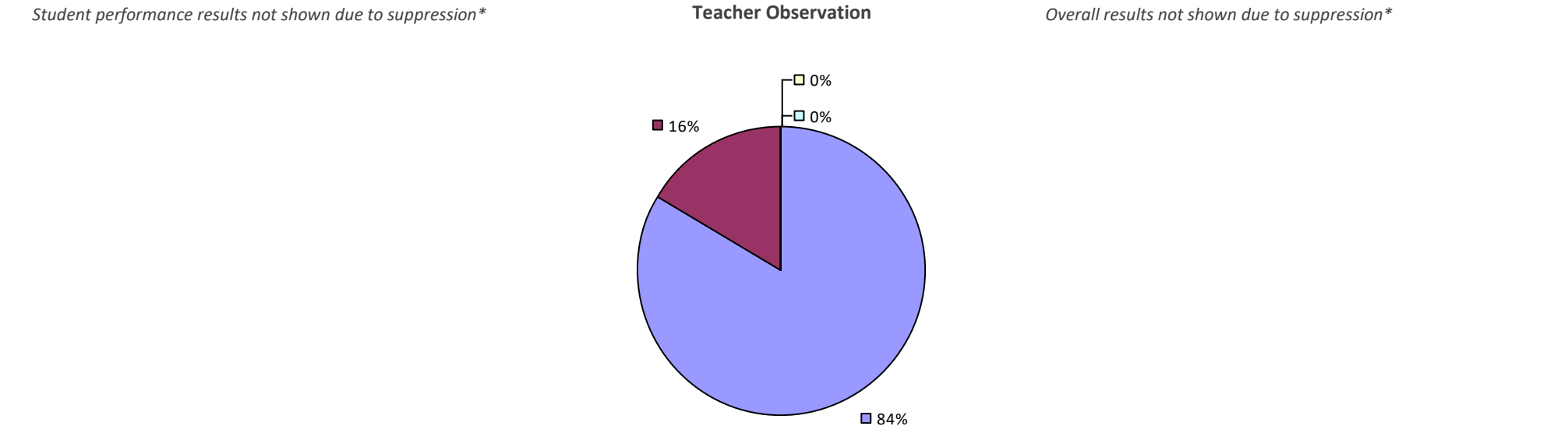


2022-23 PRINCIPAL EVALUATION RESULTS NOT SHOWN DUE TO SUPPRESSION*

* Data is suppressed if 100% of teachers/principals received the same rating or if the total teachers/principals in an LEA is less than five.

PANAMA CSD

2022-23 TEACHER EVALUATION RESULTS



2022-23 PRINCIPAL EVALUATION RESULTS NOT SHOWN DUE TO SUPPRESSION*

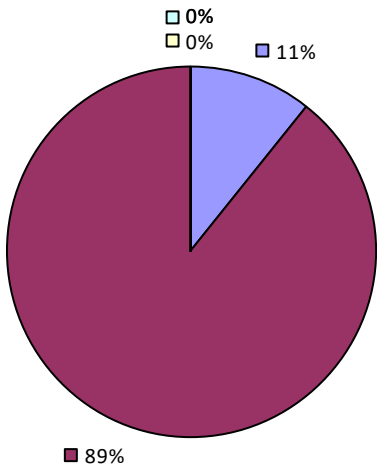
* Data is suppressed if 100% of teachers/principals received the same rating or if the total teachers/principals in an LEA is less than five.

PARISHVILLE-HOPKINTON CSD

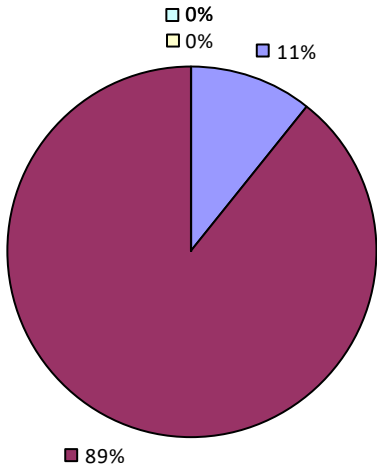
2022-23 TEACHER EVALUATION RESULTS

Student performance results not shown due to suppression*

Teacher Observation



Overall Rating



2022-23 PRINCIPAL EVALUATION RESULTS NOT SHOWN DUE TO SUPPRESSION*

* Data is suppressed if 100% of teachers/principals received the same rating or if the total teachers/principals in an LEA is less than five.

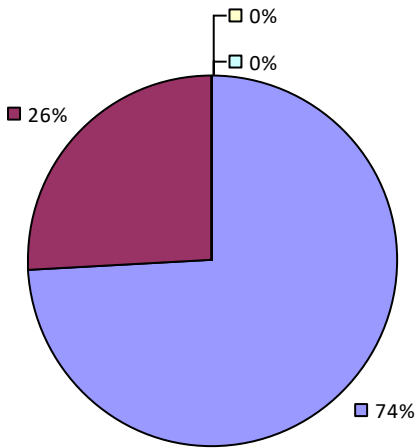
PATCHOGUE-MEDFORD UFSD

2022-23 TEACHER EVALUATION RESULTS

Student performance results not shown due to suppression*

Teacher Observation

Overall results not shown due to suppression*

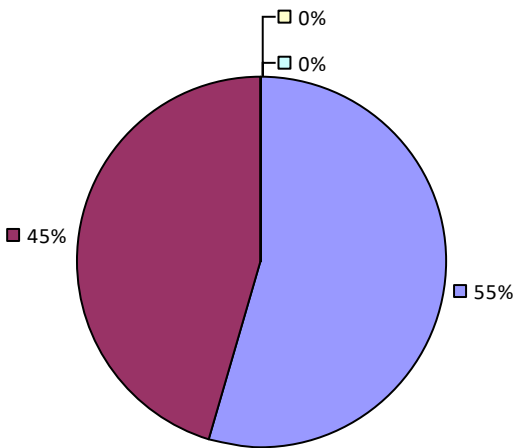


2022-23 PRINCIPAL EVALUATION RESULTS

Student performance results not shown due to suppression*

Principal School Visits

Overall results not shown due to suppression*

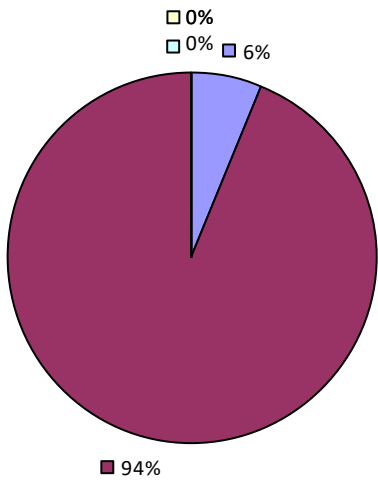


* Data is suppressed if 100% of teachers/principals received the same rating or if the total teachers/principals in an LEA is less than five.

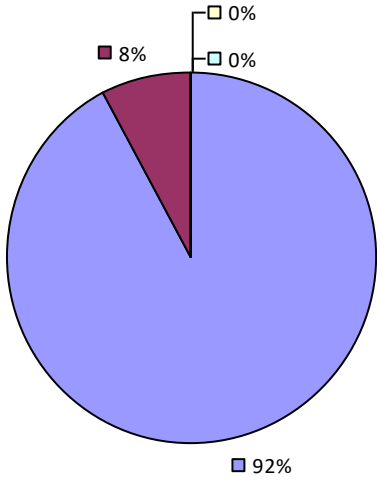
PAVILION CSD

2022-23 TEACHER EVALUATION RESULTS

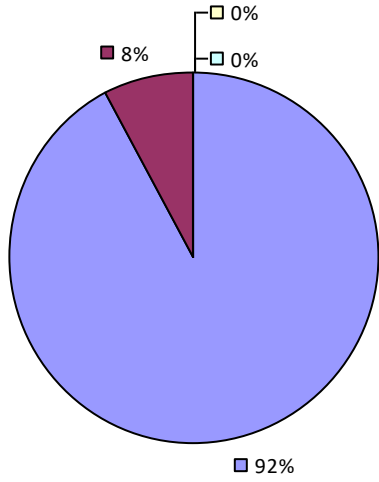
Student Performance



Teacher Observation



Overall Rating



2022-23 PRINCIPAL EVALUATION RESULTS NOT SHOWN DUE TO SUPPRESSION*

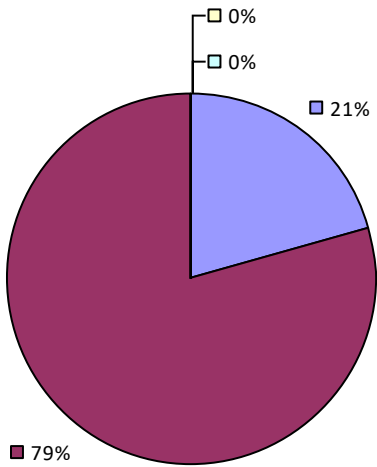
* Data is suppressed if 100% of teachers/principals received the same rating or if the total teachers/principals in an LEA is less than five.

PAWLING CSD

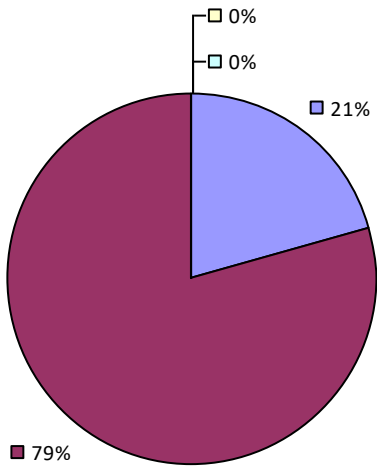
2022-23 TEACHER EVALUATION RESULTS

Student performance results not shown due to suppression*

Teacher Observation



Overall Rating



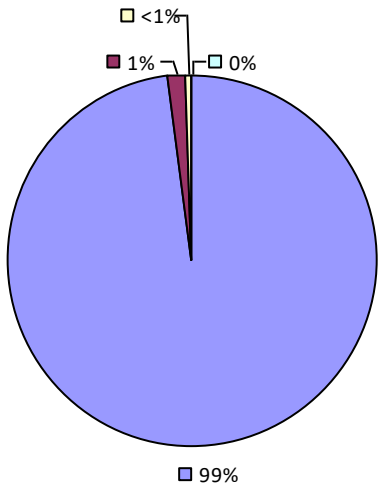
2022-23 PRINCIPAL EVALUATION RESULTS NOT SHOWN DUE TO SUPPRESSION*

* Data is suppressed if 100% of teachers/principals received the same rating or if the total teachers/principals in an LEA is less than five.

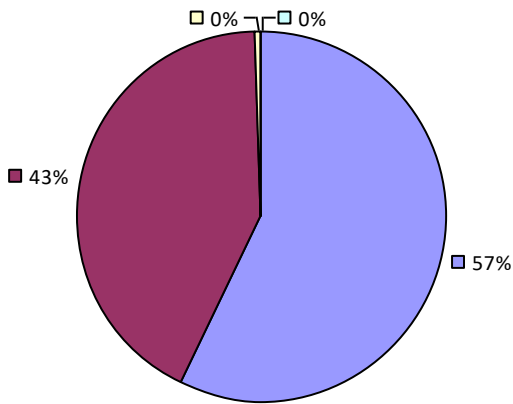
PEARL RIVER UFSD

2022-23 TEACHER EVALUATION RESULTS

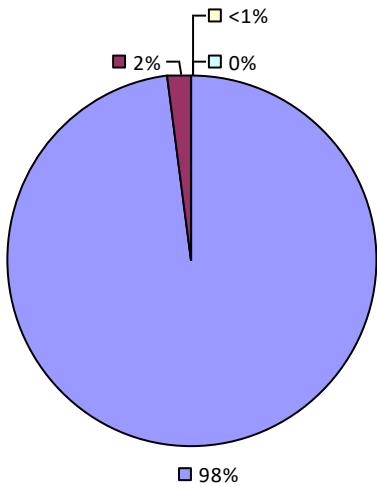
Student Performance



Teacher Observation



Overall Rating



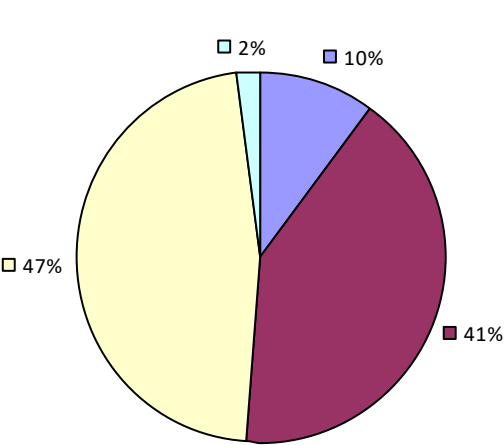
2022-23 PRINCIPAL EVALUATION RESULTS NOT SHOWN DUE TO SUPPRESSION*

* Data is suppressed if 100% of teachers/principals received the same rating or if the total teachers/principals in an LEA is less than five.

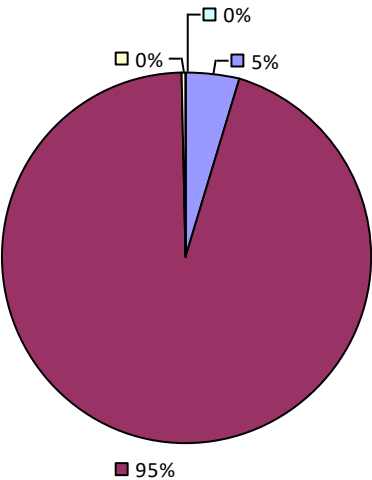
PEEKSKILL CITY SD

2022-23 TEACHER EVALUATION RESULTS

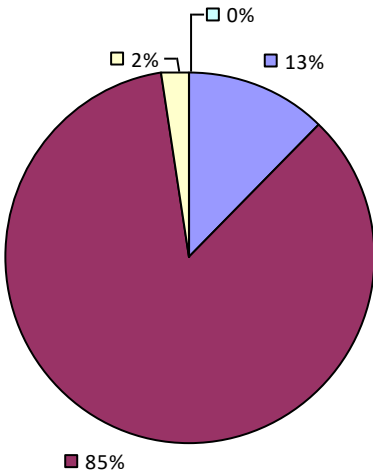
Student Performance



Teacher Observation



Overall Rating

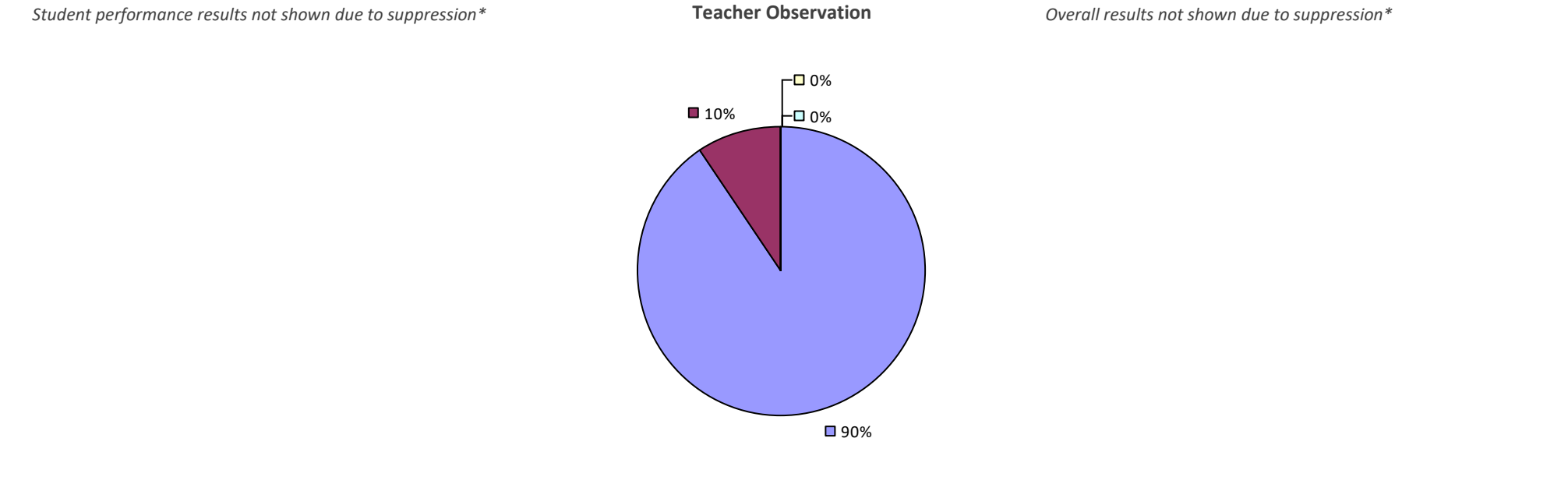


2022-23 PRINCIPAL EVALUATION RESULTS NOT SHOWN DUE TO SUPPRESSION*

* Data is suppressed if 100% of teachers/principals received the same rating or if the total teachers/principals in an LEA is less than five.

PELHAM UFSD

2022-23 TEACHER EVALUATION RESULTS



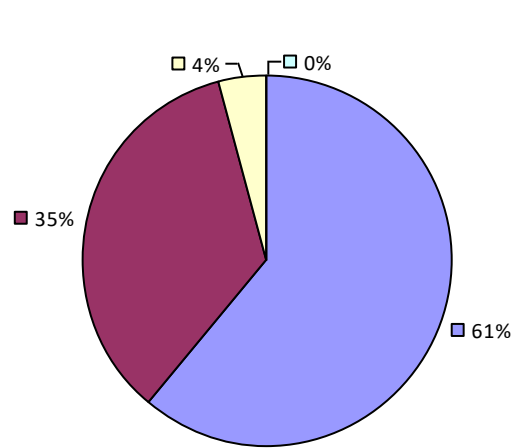
2022-23 PRINCIPAL EVALUATION RESULTS NOT SHOWN DUE TO SUPPRESSION*

* Data is suppressed if 100% of teachers/principals received the same rating or if the total teachers/principals in an LEA is less than five.

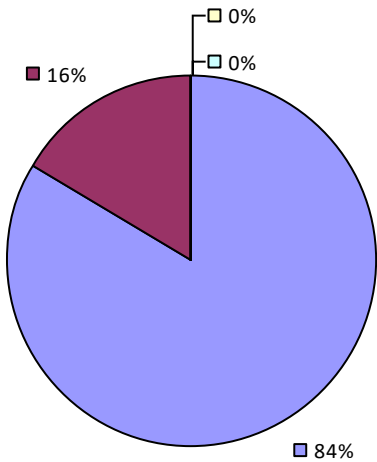
PEMBROKE CSD

2022-23 TEACHER EVALUATION RESULTS

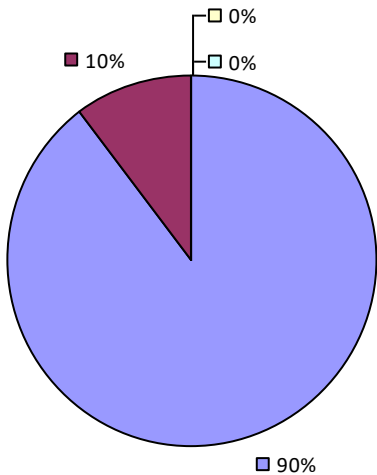
Student Performance



Teacher Observation



Overall Rating



2022-23 PRINCIPAL EVALUATION RESULTS NOT SHOWN DUE TO SUPPRESSION*

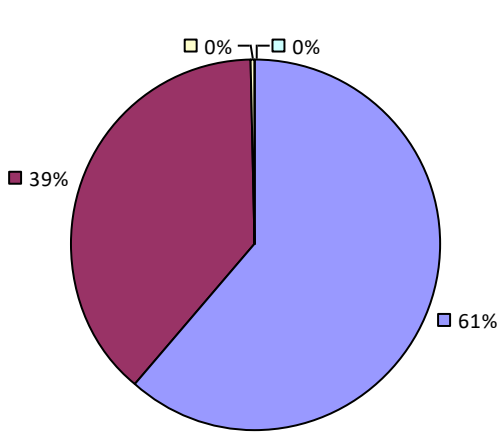
* Data is suppressed if 100% of teachers/principals received the same rating or if the total teachers/principals in an LEA is less than five.

PENFIELD CSD

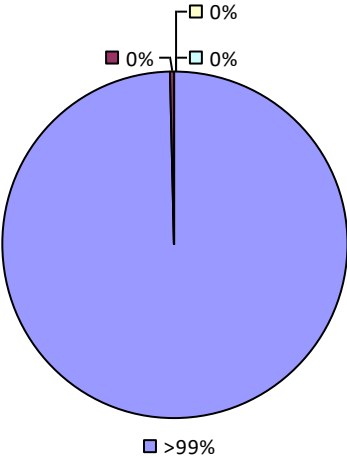
2022-23 TEACHER EVALUATION RESULTS

Student performance results not shown due to suppression*

Teacher Observation



Overall Rating



2022-23 PRINCIPAL EVALUATION RESULTS NOT SHOWN DUE TO SUPPRESSION*

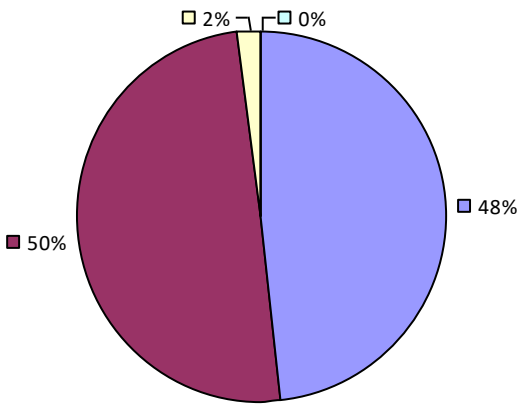
* Data is suppressed if 100% of teachers/principals received the same rating or if the total teachers/principals in an LEA is less than five.

PENN YAN CSD

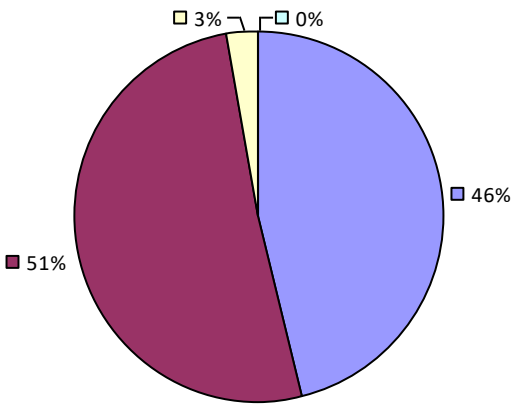
2022-23 TEACHER EVALUATION RESULTS

Student performance results not shown due to suppression*

Teacher Observation



Overall Rating



2022-23 PRINCIPAL EVALUATION RESULTS NOT SHOWN DUE TO SUPPRESSION*

* Data is suppressed if 100% of teachers/principals received the same rating or if the total teachers/principals in an LEA is less than five.

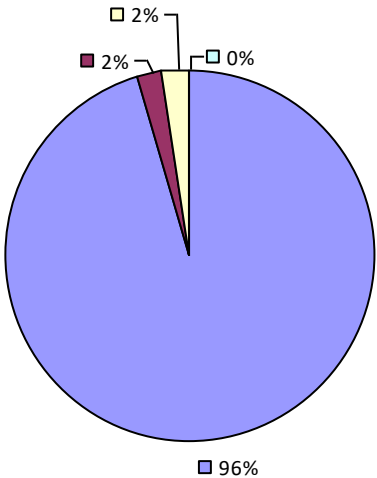
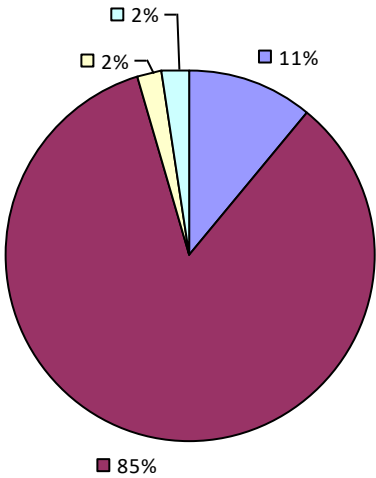
PERRY CSD

2022-23 TEACHER EVALUATION RESULTS

Student Performance

Teacher observation results not shown due to suppression*

Overall Rating



2022-23 PRINCIPAL EVALUATION RESULTS NOT SHOWN DUE TO SUPPRESSION*

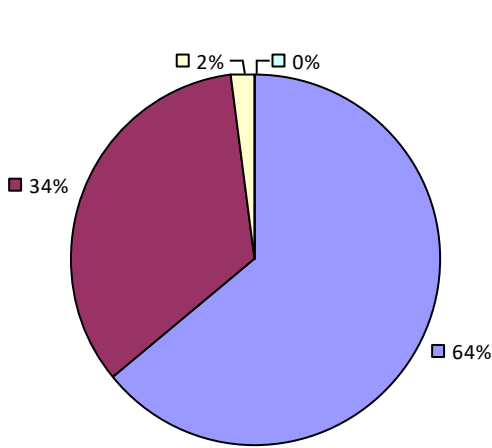
* Data is suppressed if 100% of teachers/principals received the same rating or if the total teachers/principals in an LEA is less than five.

PERU CSD

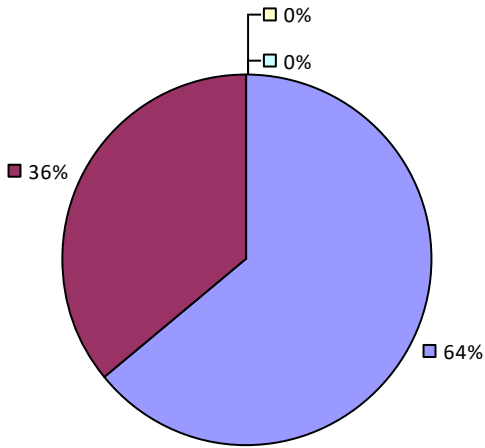
2022-23 TEACHER EVALUATION RESULTS

Student performance results not shown due to suppression*

Teacher Observation



Overall Rating



2022-23 PRINCIPAL EVALUATION RESULTS NOT SHOWN DUE TO SUPPRESSION*

* Data is suppressed if 100% of teachers/principals received the same rating or if the total teachers/principals in an LEA is less than five.

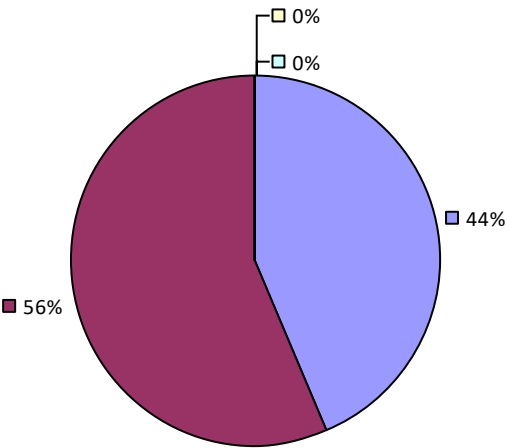
PHELPS-CLIFTON SPRINGS CSD

2022-23 TEACHER EVALUATION RESULTS

Student performance results not shown due to suppression*

Teacher Observation

Overall results not shown due to suppression*



2022-23 PRINCIPAL EVALUATION RESULTS NOT SHOWN DUE TO SUPPRESSION*

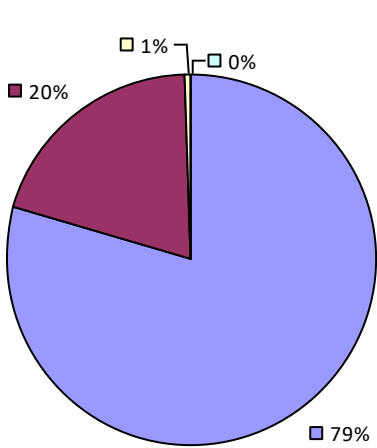
* Data is suppressed if 100% of teachers/principals received the same rating or if the total teachers/principals in an LEA is less than five.

PHOENIX CSD

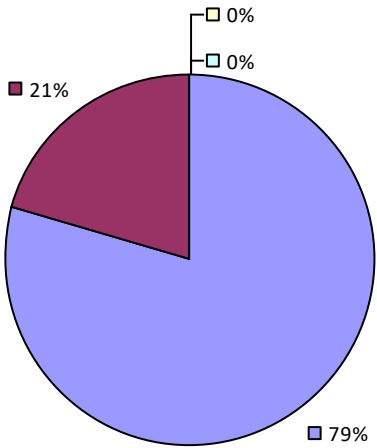
2022-23 TEACHER EVALUATION RESULTS

Student performance results not shown due to suppression*

Teacher Observation



Overall Rating



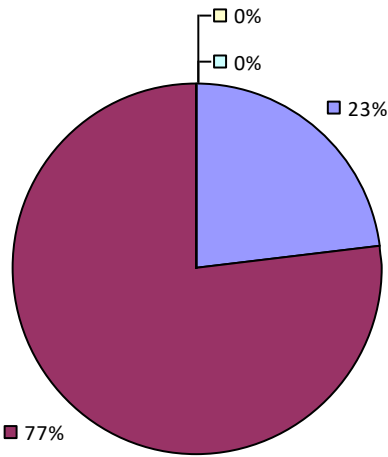
2022-23 PRINCIPAL EVALUATION RESULTS NOT SHOWN DUE TO SUPPRESSION*

* Data is suppressed if 100% of teachers/principals received the same rating or if the total teachers/principals in an LEA is less than five.

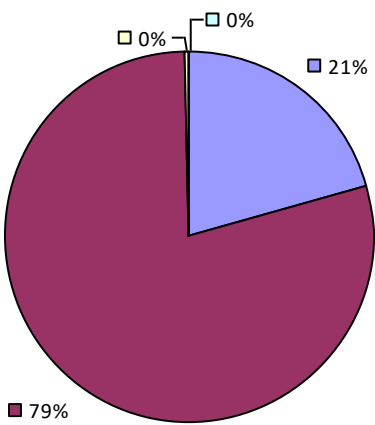
PINE BUSH CSD

2022-23 TEACHER EVALUATION RESULTS

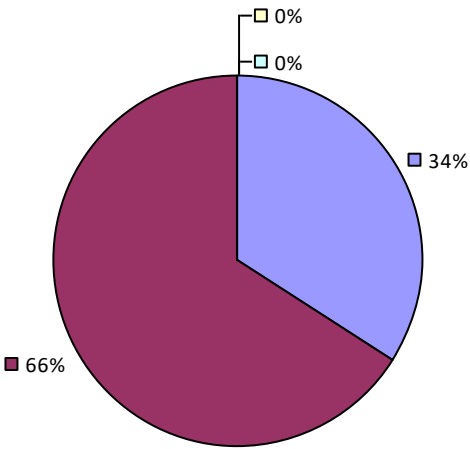
Student Performance



Teacher Observation

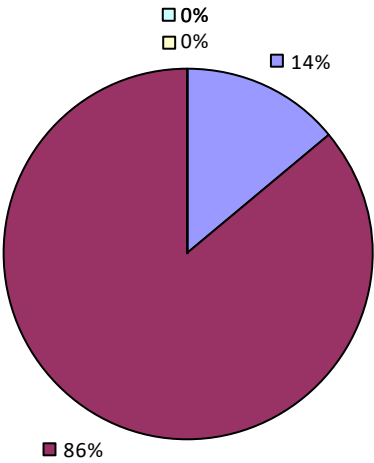


Overall Rating



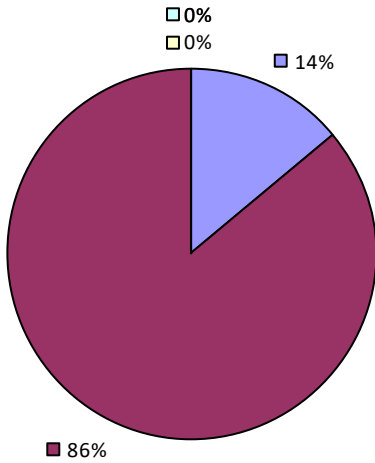
2022-23 PRINCIPAL EVALUATION RESULTS

Student Performance



Principal school visit results not shown due to suppression*

Overall Rating

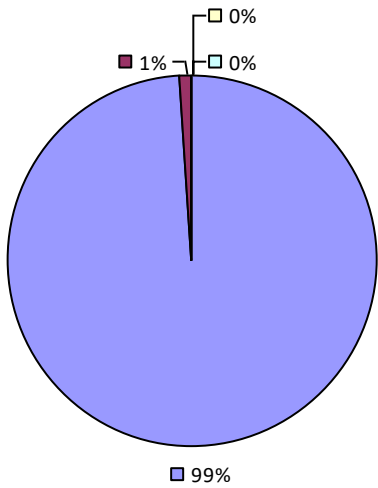


* Data is suppressed if 100% of teachers/principals received the same rating or if the total teachers/principals in an LEA is less than five.

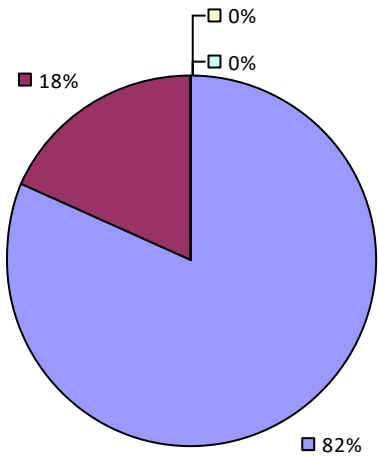
PINE PLAINS CSD

2022-23 TEACHER EVALUATION RESULTS

Student Performance



Teacher Observation



Overall results not shown due to suppression*

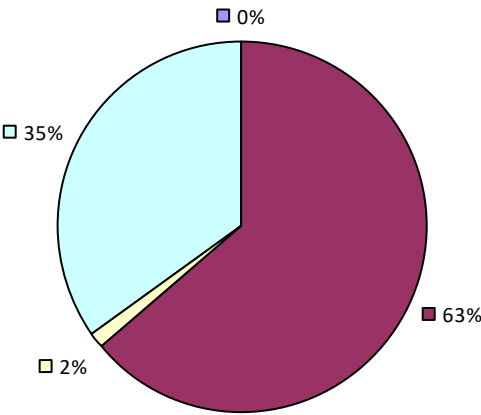
2022-23 PRINCIPAL EVALUATION RESULTS NOT SHOWN DUE TO SUPPRESSION*

* Data is suppressed if 100% of teachers/principals received the same rating or if the total teachers/principals in an LEA is less than five.

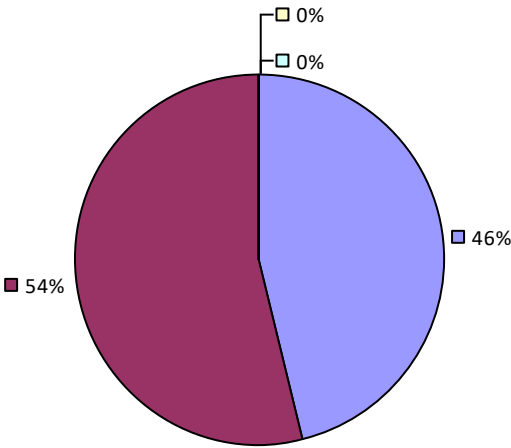
PINE VALLEY CSD (SOUTH DAYTON)

2022-23 TEACHER EVALUATION RESULTS

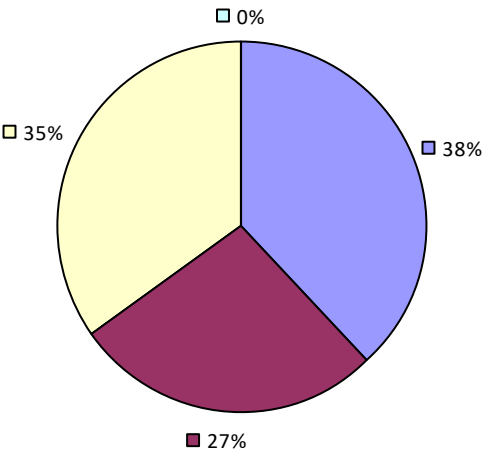
Student Performance



Teacher Observation



Overall Rating



2022-23 PRINCIPAL EVALUATION RESULTS NOT SHOWN DUE TO SUPPRESSION*

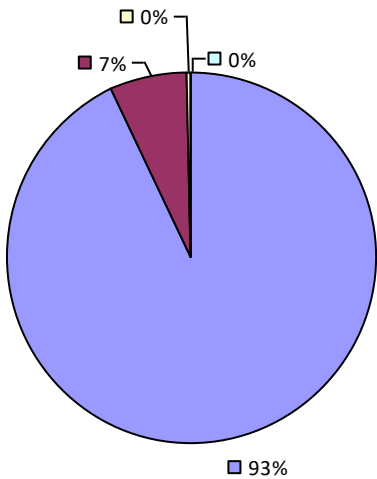
* Data is suppressed if 100% of teachers/principals received the same rating or if the total teachers/principals in an LEA is less than five.

PITTSFORD CSD

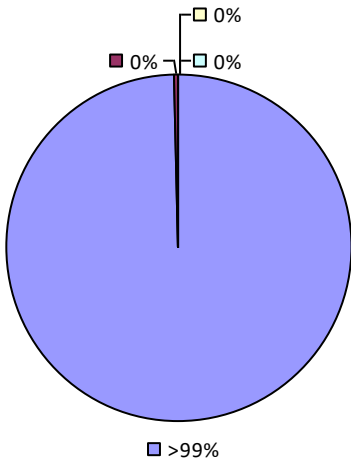
2022-23 TEACHER EVALUATION RESULTS

Student performance results not shown due to suppression*

Teacher Observation

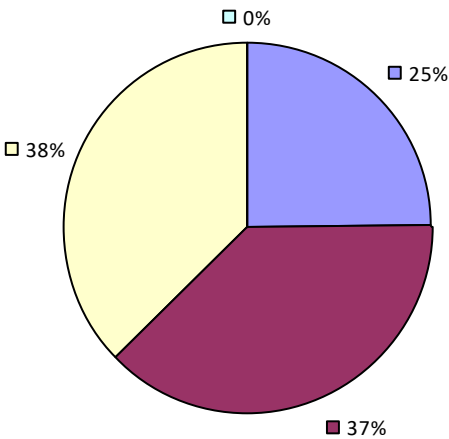


Overall Rating

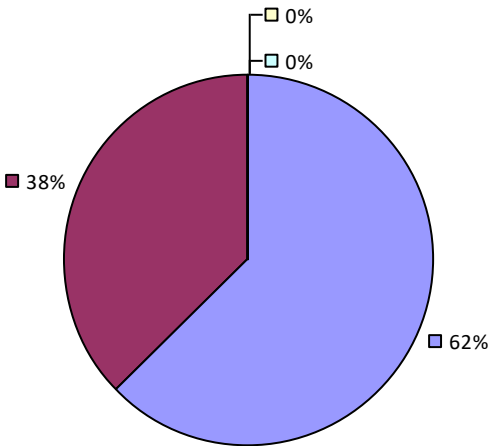


2022-23 PRINCIPAL EVALUATION RESULTS

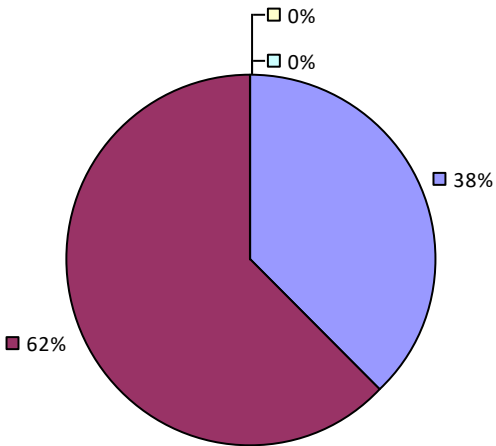
Student Performance



Principal School Visits



Overall Rating



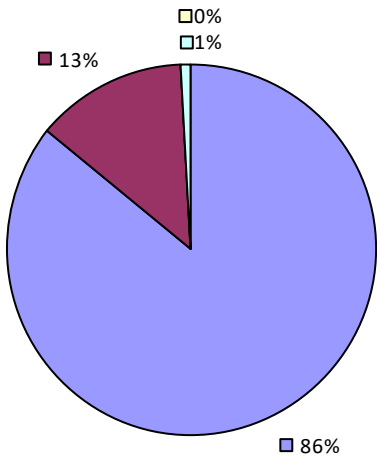
* Data is suppressed if 100% of teachers/principals received the same rating or if the total teachers/principals in an LEA is less than five.

PLAINEDGE UFSD

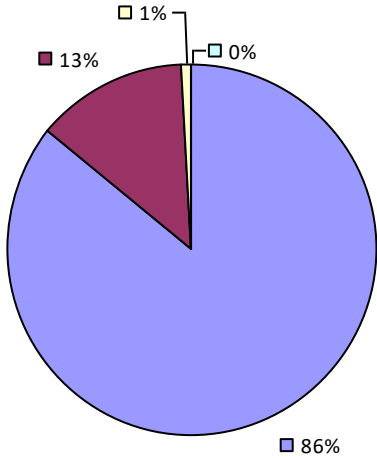
2022-23 TEACHER EVALUATION RESULTS

Student performance results not shown due to suppression*

Teacher Observation



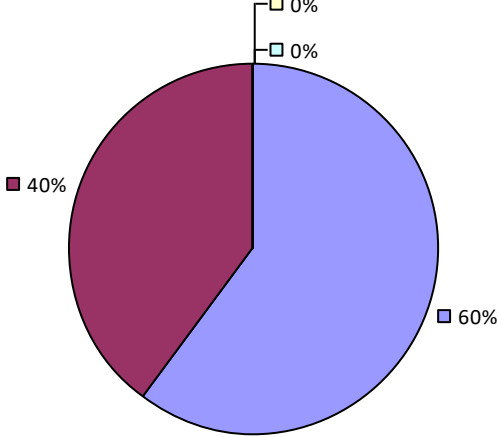
Overall Rating



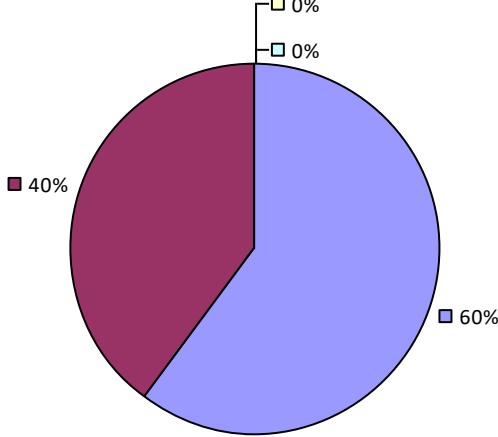
2022-23 PRINCIPAL EVALUATION RESULTS

Student performance results not shown due to suppression*

Principal School Visits



Overall Rating



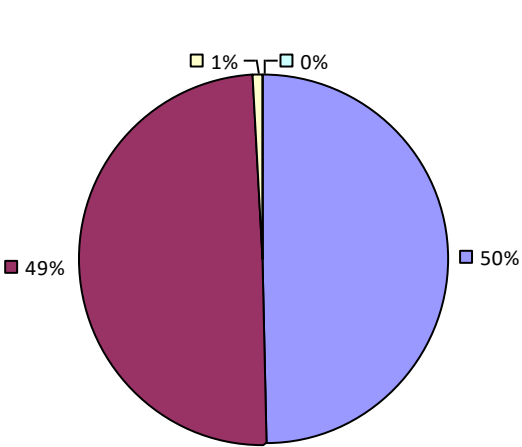
* Data is suppressed if 100% of teachers/principals received the same rating or if the total teachers/principals in an LEA is less than five.

PLAINVIEW-OLD BETHPAGE CSD

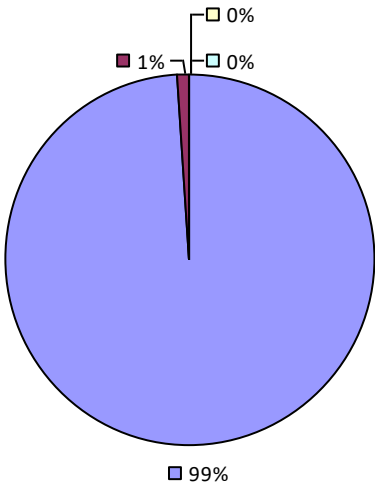
2022-23 TEACHER EVALUATION RESULTS

Student performance results not shown due to suppression*

Teacher Observation



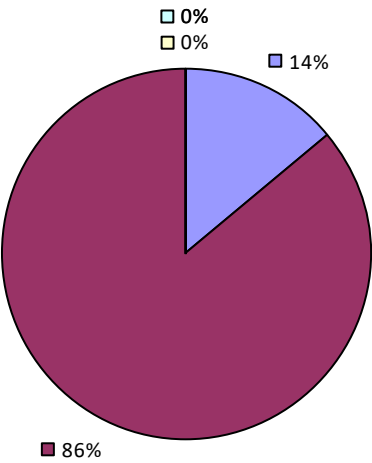
Overall Rating



2022-23 PRINCIPAL EVALUATION RESULTS

Student performance results not shown due to suppression*

Principal School Visits



Overall results not shown due to suppression*

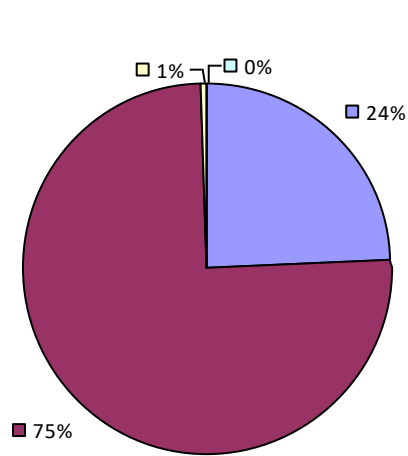
* Data is suppressed if 100% of teachers/principals received the same rating or if the total teachers/principals in an LEA is less than five.

PLATTSBURGH CITY SD

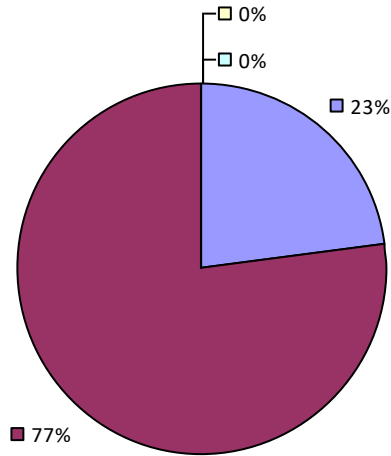
2022-23 TEACHER EVALUATION RESULTS

Student performance results not shown due to suppression*

Teacher Observation



Overall Rating



2022-23 PRINCIPAL EVALUATION RESULTS NOT SHOWN DUE TO SUPPRESSION*

* Data is suppressed if 100% of teachers/principals received the same rating or if the total teachers/principals in an LEA is less than five.

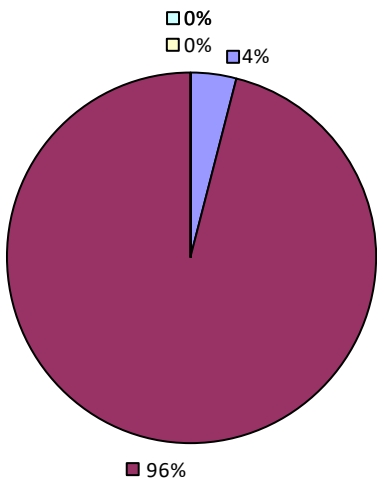
PLEASANTVILLE UFSD

2022-23 TEACHER EVALUATION RESULTS

Student performance results not shown due to suppression*

Teacher Observation

Overall results not shown due to suppression*



2022-23 PRINCIPAL EVALUATION RESULTS NOT SHOWN DUE TO SUPPRESSION*

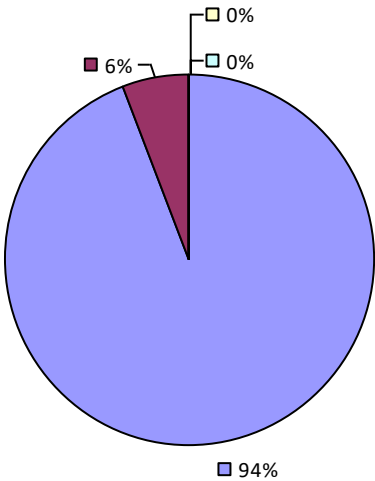
* Data is suppressed if 100% of teachers/principals received the same rating or if the total teachers/principals in an LEA is less than five.

POCANTICO HILLS CSD

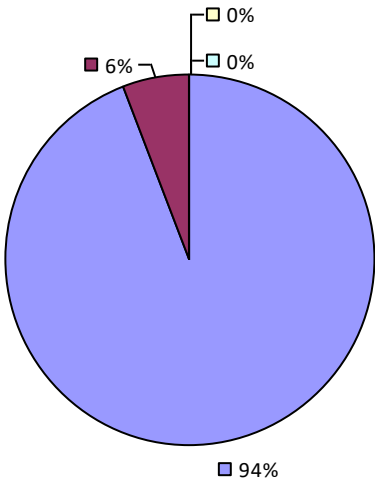
2022-23 TEACHER EVALUATION RESULTS

Student performance results not shown due to suppression*

Teacher Observation



Overall Rating



2022-23 PRINCIPAL EVALUATION RESULTS NOT SHOWN DUE TO SUPPRESSION*

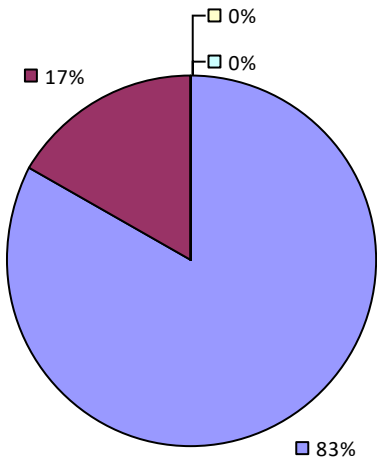
* Data is suppressed if 100% of teachers/principals received the same rating or if the total teachers/principals in an LEA is less than five.

POLAND CSD

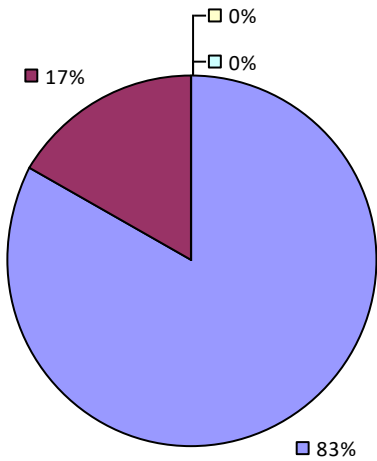
2022-23 TEACHER EVALUATION RESULTS

Student performance results not shown due to suppression*

Teacher Observation



Overall Rating



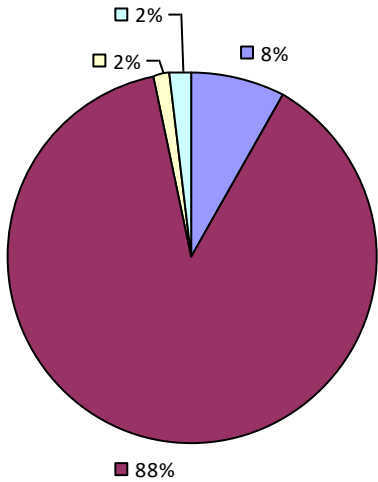
2022-23 PRINCIPAL EVALUATION RESULTS NOT SHOWN DUE TO SUPPRESSION*

* Data is suppressed if 100% of teachers/principals received the same rating or if the total teachers/principals in an LEA is less than five.

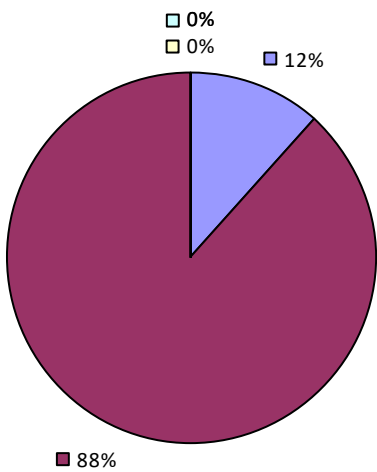
PORT BYRON CSD

2022-23 TEACHER EVALUATION RESULTS

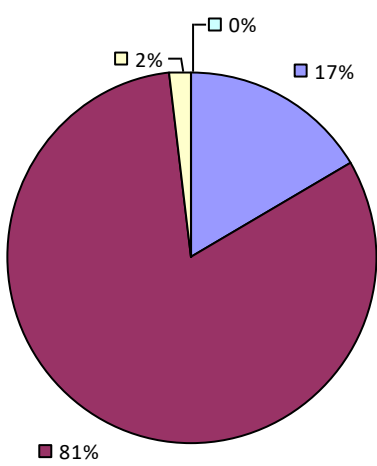
Student Performance



Teacher Observation



Overall Rating



2022-23 PRINCIPAL EVALUATION RESULTS NOT SHOWN DUE TO SUPPRESSION*

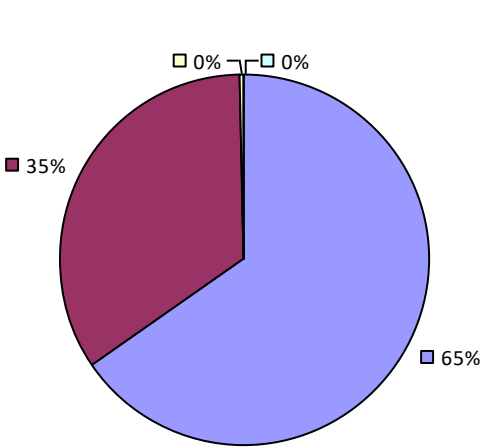
* Data is suppressed if 100% of teachers/principals received the same rating or if the total teachers/principals in an LEA is less than five.

PORT CHESTER-RYE UFSD

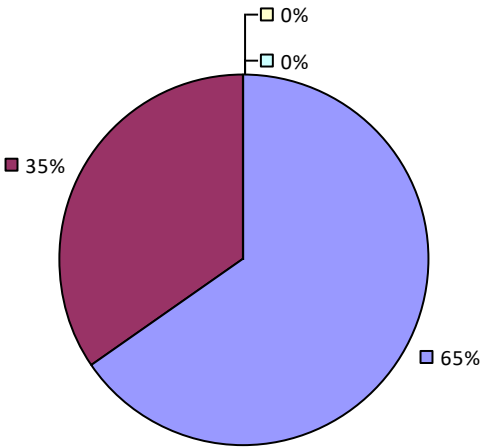
2022-23 TEACHER EVALUATION RESULTS

Student performance results not shown due to suppression*

Teacher Observation



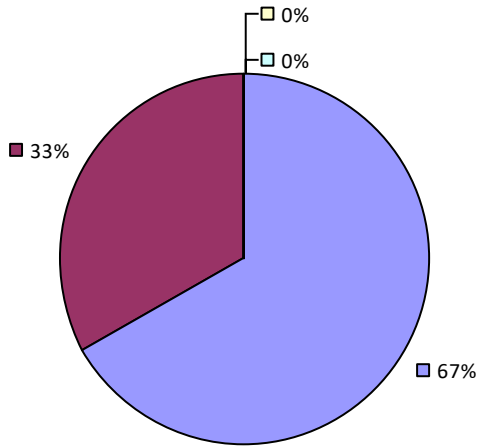
Overall Rating



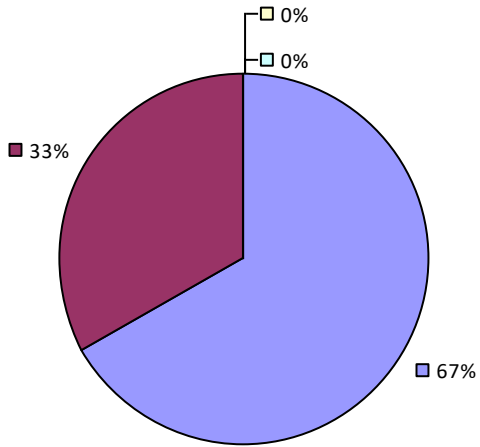
2022-23 PRINCIPAL EVALUATION RESULTS

Student performance results not shown due to suppression*

Principal School Visits



Overall Rating



* Data is suppressed if 100% of teachers/principals received the same rating or if the total teachers/principals in an LEA is less than five.

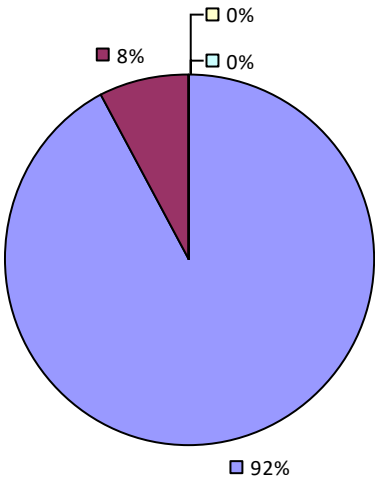
PORT JEFFERSON UFSD

2022-23 TEACHER EVALUATION RESULTS

Student performance results not shown due to suppression*

Teacher Observation

Overall results not shown due to suppression*



2022-23 PRINCIPAL EVALUATION RESULTS NOT SHOWN DUE TO SUPPRESSION*

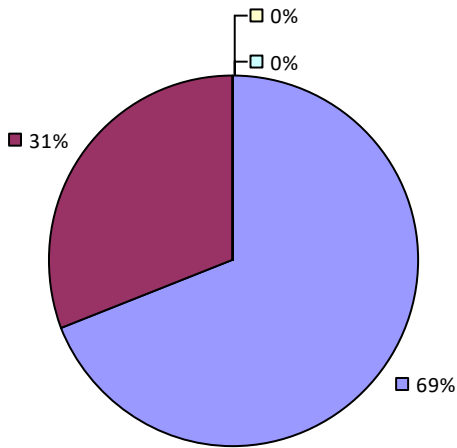
* Data is suppressed if 100% of teachers/principals received the same rating or if the total teachers/principals in an LEA is less than five.

PORT JERVIS CITY SD

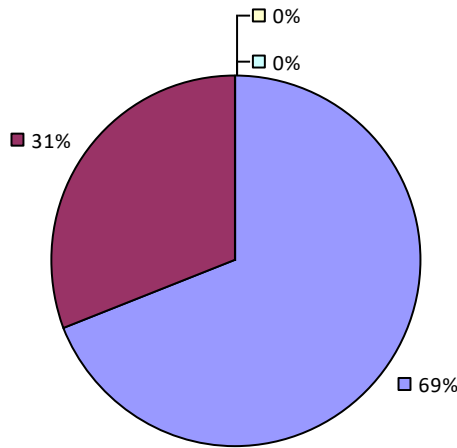
2022-23 TEACHER EVALUATION RESULTS

Student performance results not shown due to suppression*

Teacher Observation



Overall Rating



2022-23 PRINCIPAL EVALUATION RESULTS NOT SHOWN DUE TO SUPPRESSION*

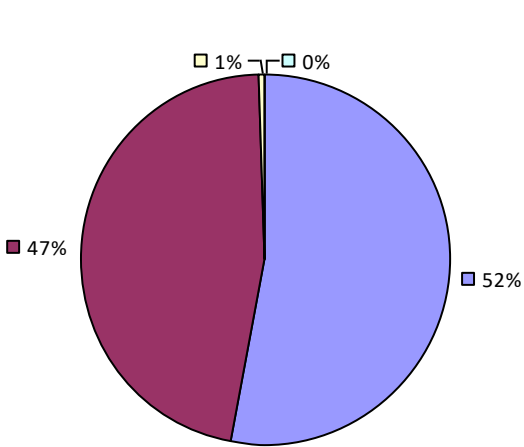
* Data is suppressed if 100% of teachers/principals received the same rating or if the total teachers/principals in an LEA is less than five.

PORT WASHINGTON UFSD

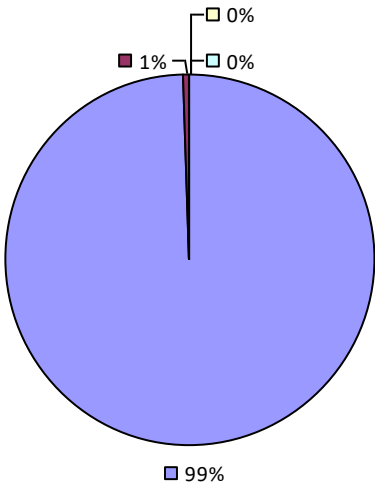
2022-23 TEACHER EVALUATION RESULTS

Student performance results not shown due to suppression*

Teacher Observation



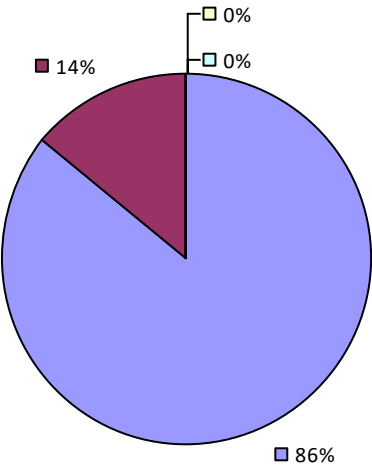
Overall Rating



2022-23 PRINCIPAL EVALUATION RESULTS

Student performance results not shown due to suppression*

Principal School Visits



Overall results not shown due to suppression*

* Data is suppressed if 100% of teachers/principals received the same rating or if the total teachers/principals in an LEA is less than five.

PORTVILLE CSD

*2022-23 TEACHER EVALUATION RESULTS NOT SHOWN DUE TO SUPPRESSION**

*2022-23 PRINCIPAL EVALUATION RESULTS NOT SHOWN DUE TO SUPPRESSION**

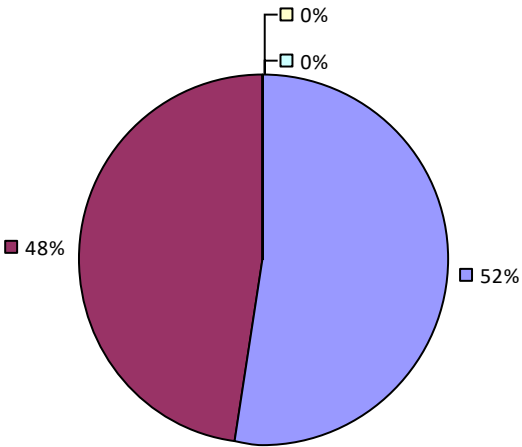
** Data is suppressed if 100% of teachers/principals received the same rating or if the total teachers/principals in an LEA is less than five.*

POTSDAM CSD

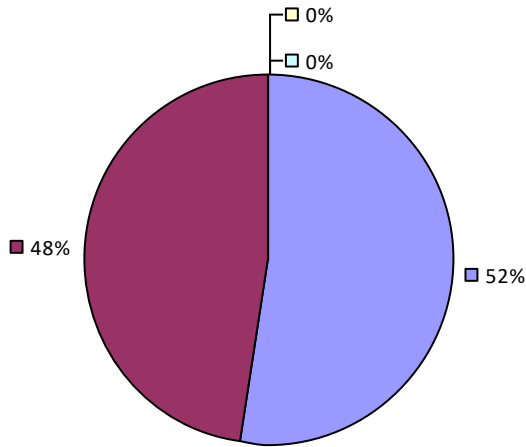
2022-23 TEACHER EVALUATION RESULTS

Student performance results not shown due to suppression*

Teacher Observation



Overall Rating



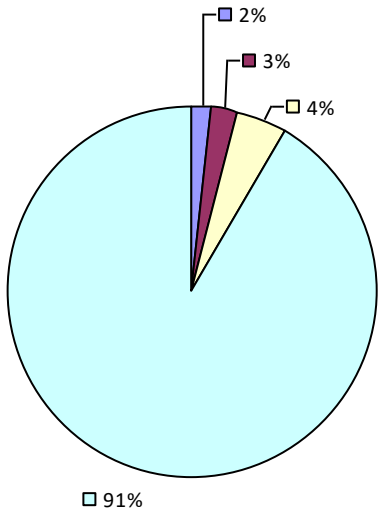
2022-23 PRINCIPAL EVALUATION RESULTS NOT SHOWN DUE TO SUPPRESSION*

* Data is suppressed if 100% of teachers/principals received the same rating or if the total teachers/principals in an LEA is less than five.

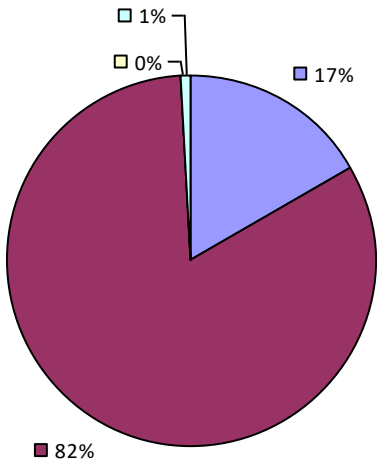
POUGHKEEPSIE CITY SD

2022-23 TEACHER EVALUATION RESULTS

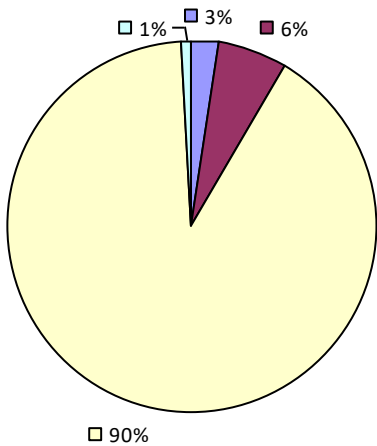
Student Performance



Teacher Observation



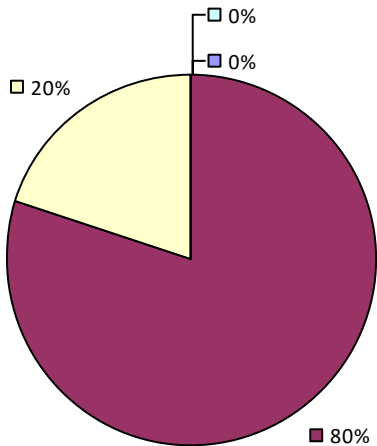
Overall Rating



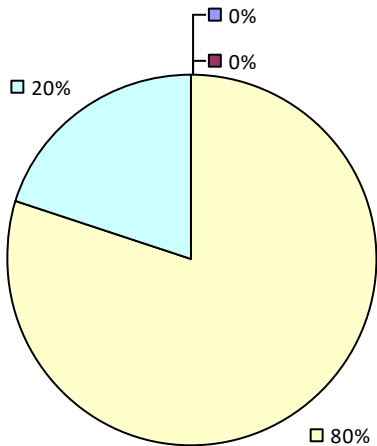
2022-23 PRINCIPAL EVALUATION RESULTS

Student performance results not shown due to suppression*

Principal School Visits



Overall Rating



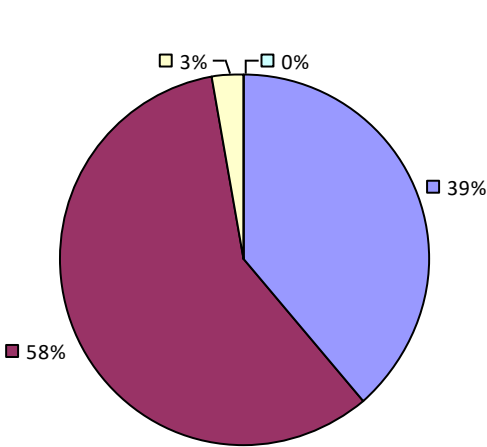
* Data is suppressed if 100% of teachers/principals received the same rating or if the total teachers/principals in an LEA is less than five.

PRATTSBURGH CSD

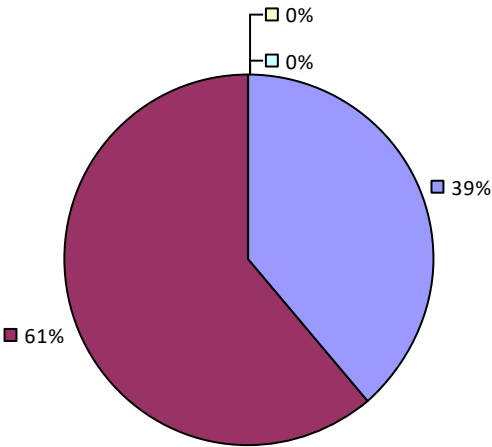
2022-23 TEACHER EVALUATION RESULTS

Student performance results not shown due to suppression*

Teacher Observation



Overall Rating

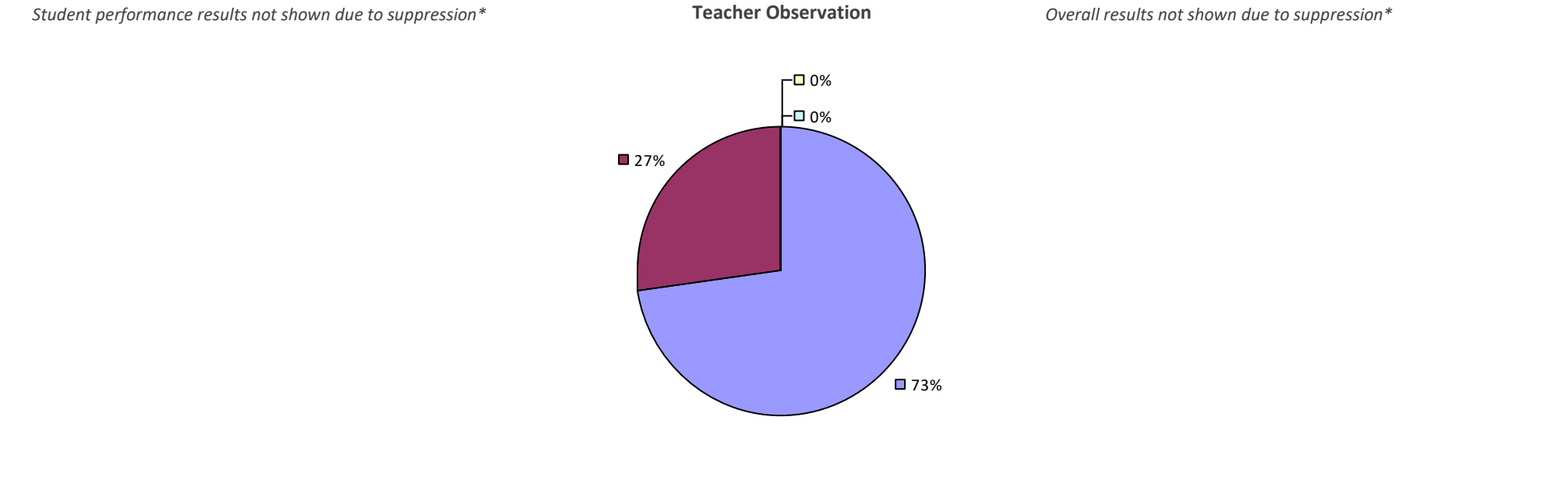


2022-23 PRINCIPAL EVALUATION RESULTS NOT SHOWN DUE TO SUPPRESSION*

* Data is suppressed if 100% of teachers/principals received the same rating or if the total teachers/principals in an LEA is less than five.

PULASKI CSD

2022-23 TEACHER EVALUATION RESULTS



2022-23 PRINCIPAL EVALUATION RESULTS NOT SHOWN DUE TO SUPPRESSION*

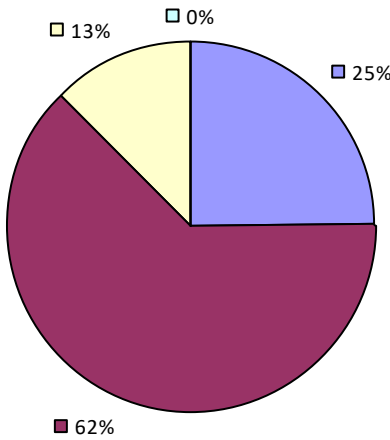
* Data is suppressed if 100% of teachers/principals received the same rating or if the total teachers/principals in an LEA is less than five.

PUTNAM CSD

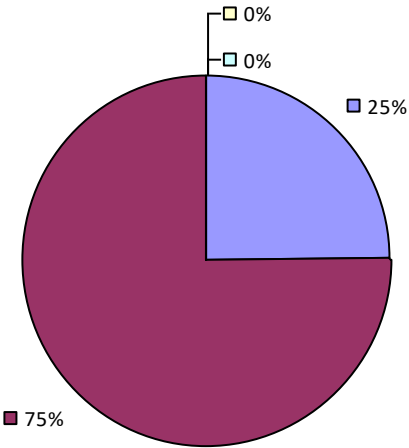
2022-23 TEACHER EVALUATION RESULTS

Student performance results not shown due to suppression*

Teacher Observation



Overall Rating

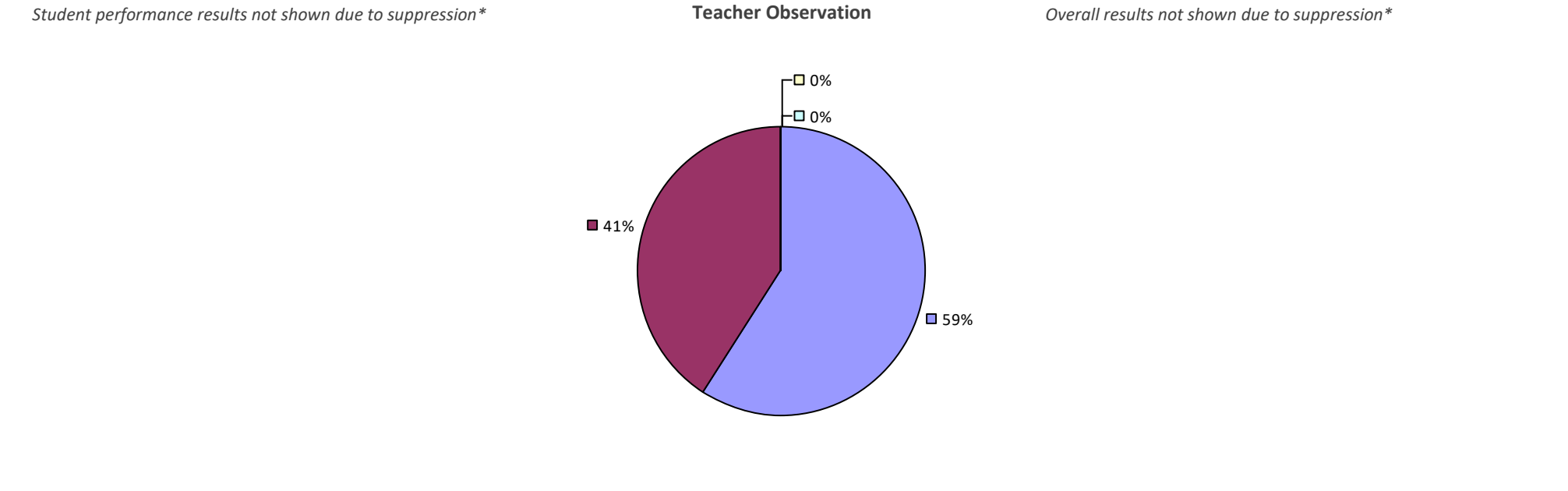


2022-23 PRINCIPAL EVALUATION RESULTS NOT SHOWN DUE TO SUPPRESSION*

* Data is suppressed if 100% of teachers/principals received the same rating or if the total teachers/principals in an LEA is less than five.

PUTNAM VALLEY CSD

2022-23 TEACHER EVALUATION RESULTS



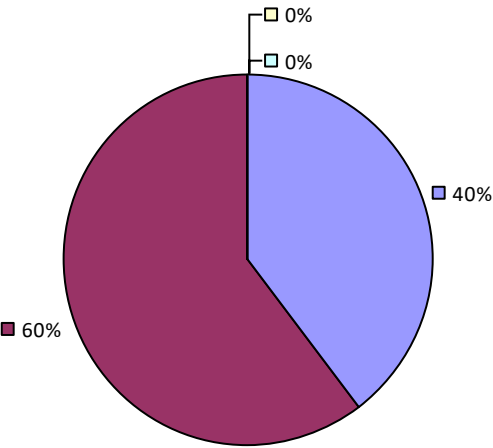
2022-23 PRINCIPAL EVALUATION RESULTS NOT SHOWN DUE TO SUPPRESSION*

* Data is suppressed if 100% of teachers/principals received the same rating or if the total teachers/principals in an LEA is less than five.

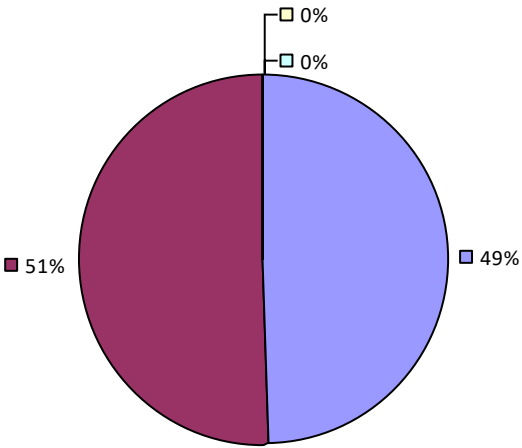
PUTNAM-NORTHERN WESTCHESTER BOCES

2022-23 TEACHER EVALUATION RESULTS

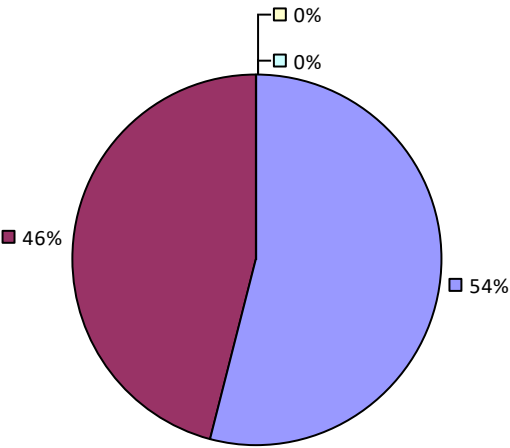
Student Performance



Teacher Observation

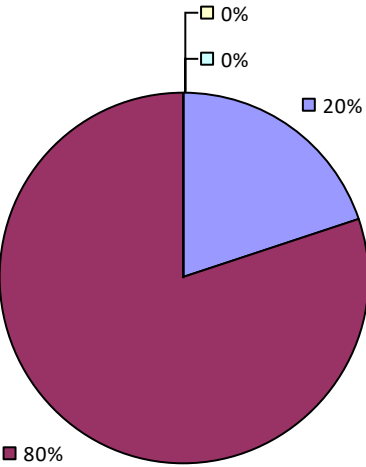


Overall Rating



2022-23 PRINCIPAL EVALUATION RESULTS

Student Performance



Principal school visit results not shown due to suppression*

Overall results not shown due to suppression*

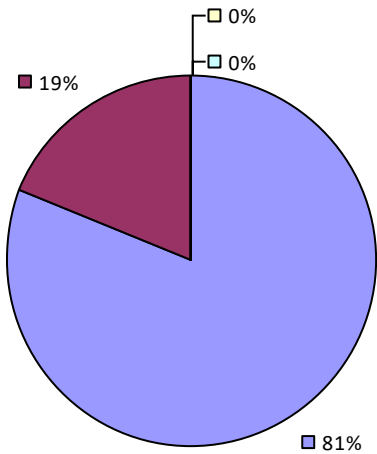
* Data is suppressed if 100% of teachers/principals received the same rating or if the total teachers/principals in an LEA is less than five.

QUEENSBURY UFSD

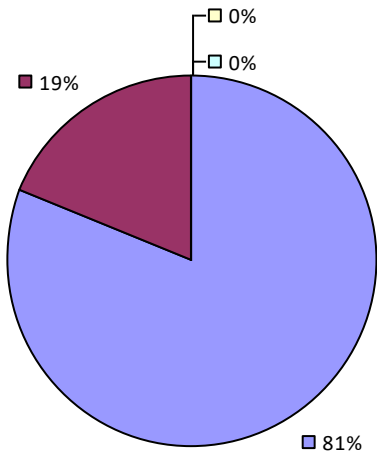
2022-23 TEACHER EVALUATION RESULTS

Student performance results not shown due to suppression*

Teacher Observation



Overall Rating

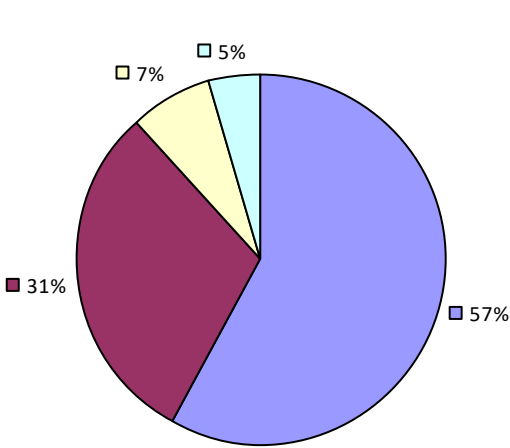


2022-23 PRINCIPAL EVALUATION RESULTS NOT SHOWN DUE TO SUPPRESSION*

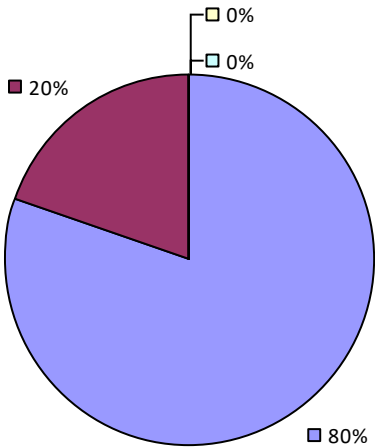
* Data is suppressed if 100% of teachers/principals received the same rating or if the total teachers/principals in an LEA is less than five.

QUESTAR III (R-C-G) BOCES

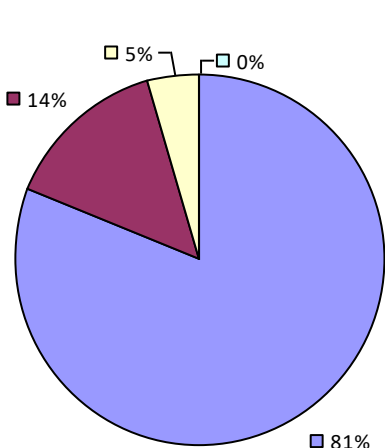
Student Performance



Teacher Observation

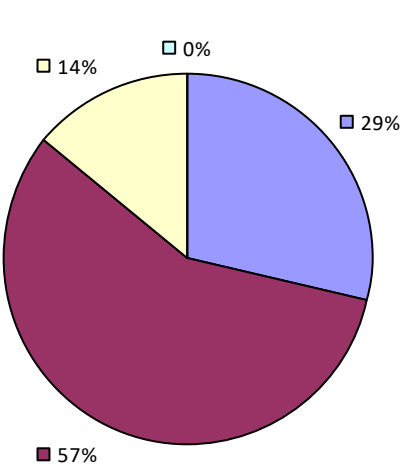


Overall Rating

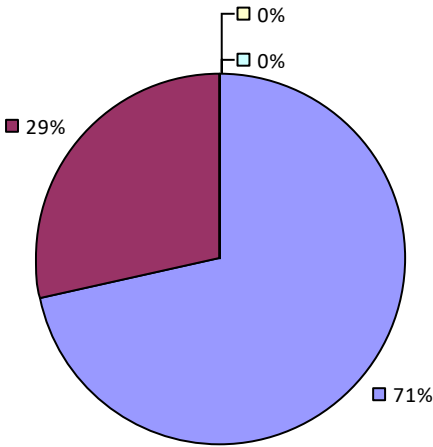


2022-23 PRINCIPAL EVALUATION RESULTS

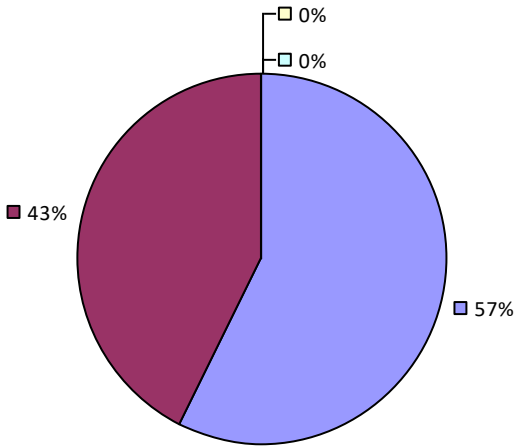
Student Performance



Principal School Visits



Overall Rating



* Data is suppressed if 100% of teachers/principals received the same rating or if the total teachers/principals in an LEA is less than five.

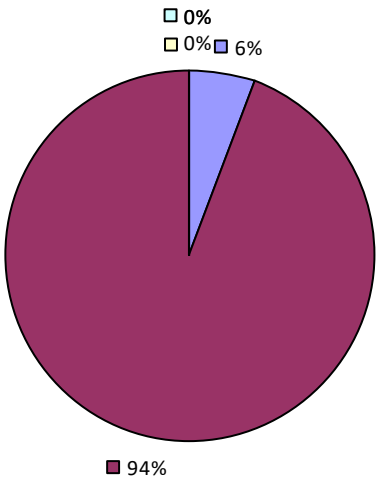
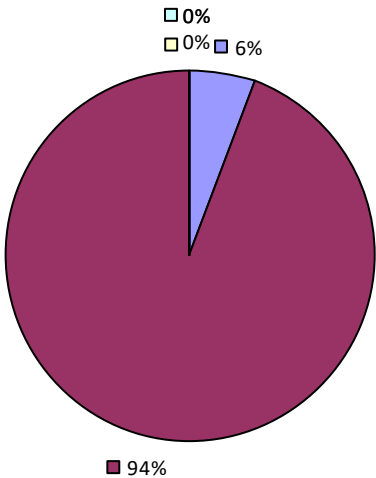
QUOGUE UFSD

2022-23 TEACHER EVALUATION RESULTS

Student Performance

Teacher observation results not shown due to suppression*

Overall Rating



2022-23 PRINCIPAL EVALUATION RESULTS NOT SHOWN DUE TO SUPPRESSION*

* Data is suppressed if 100% of teachers/principals received the same rating or if the total teachers/principals in an LEA is less than five.

RANDOLPH ACAD UFSD

2022-23 TEACHER EVALUATION RESULTS NOT SHOWN DUE TO SUPPRESSION*

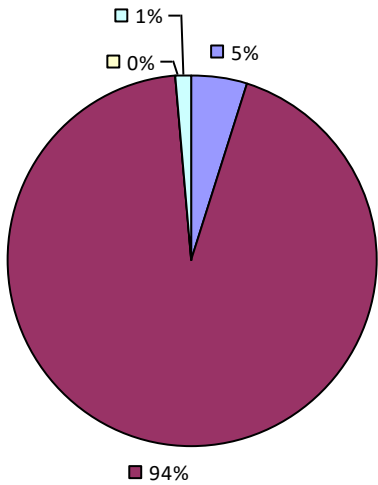
2022-23 PRINCIPAL EVALUATION RESULTS NOT SHOWN DUE TO SUPPRESSION*

* Data is suppressed if 100% of teachers/principals received the same rating or if the total teachers/principals in an LEA is less than five.

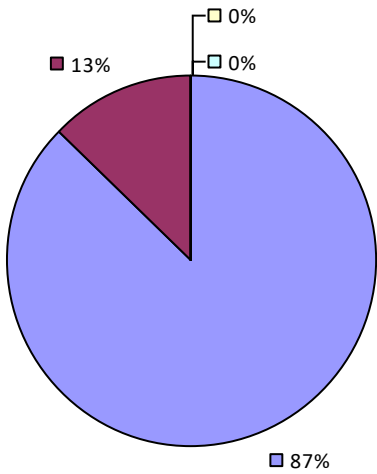
RANDOLPH CSD

2022-23 TEACHER EVALUATION RESULTS

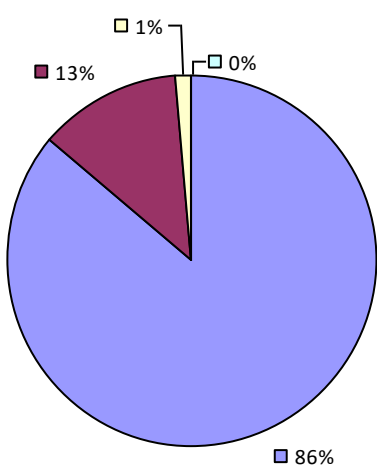
Student Performance



Teacher Observation



Overall Rating



2022-23 PRINCIPAL EVALUATION RESULTS NOT SHOWN DUE TO SUPPRESSION*

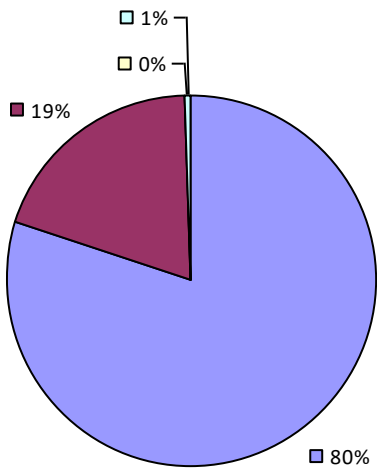
* Data is suppressed if 100% of teachers/principals received the same rating or if the total teachers/principals in an LEA is less than five.

RAVENA-COEYMANS-SELKIRK CSD

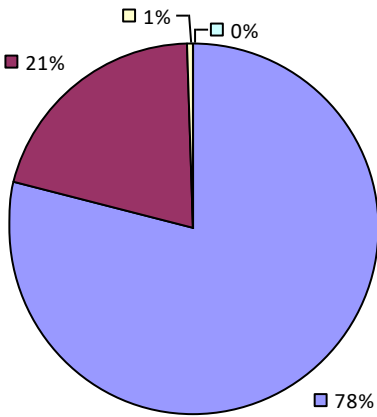
2022-23 TEACHER EVALUATION RESULTS

Student performance results not shown due to suppression*

Teacher Observation



Overall Rating



2022-23 PRINCIPAL EVALUATION RESULTS NOT SUBMITTED

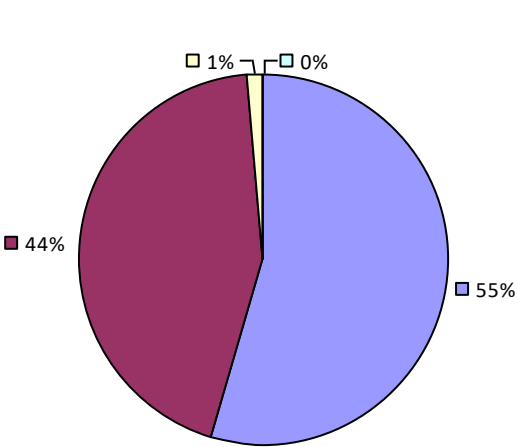
* Data is suppressed if 100% of teachers/principals received the same rating or if the total teachers/principals in an LEA is less than five.

RED CREEK CSD

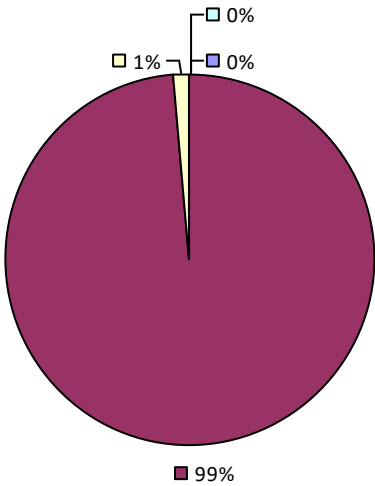
2022-23 TEACHER EVALUATION RESULTS

Student performance results not shown due to suppression*

Teacher Observation



Overall Rating



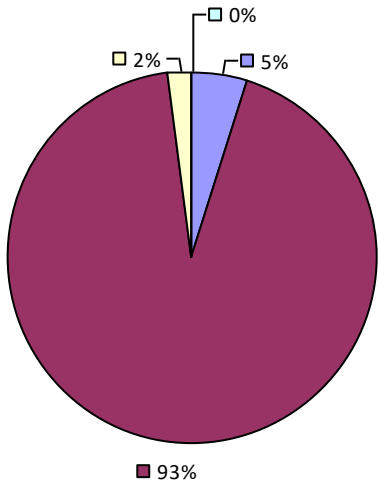
2022-23 PRINCIPAL EVALUATION RESULTS NOT SHOWN DUE TO SUPPRESSION*

* Data is suppressed if 100% of teachers/principals received the same rating or if the total teachers/principals in an LEA is less than five.

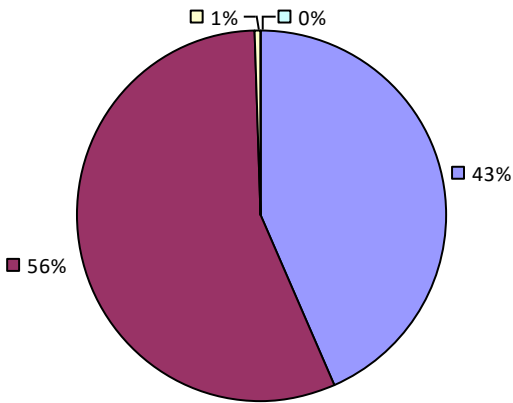
RED HOOK CSD

2022-23 TEACHER EVALUATION RESULTS

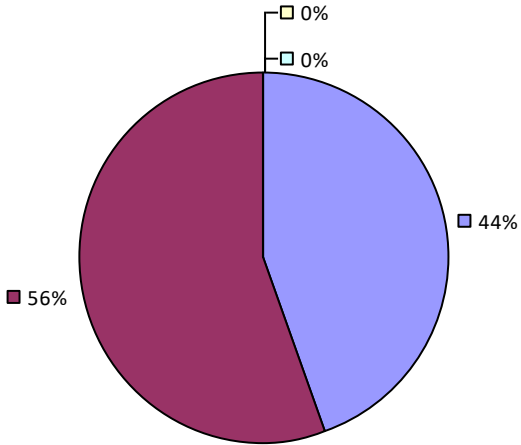
Student Performance



Teacher Observation



Overall Rating



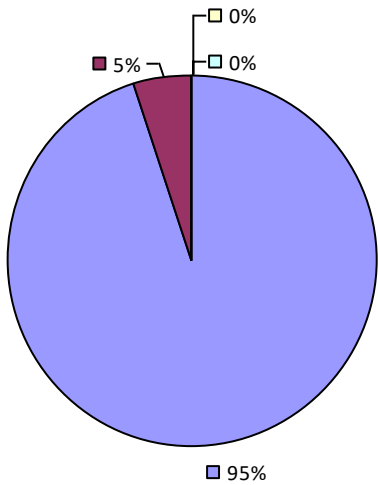
2022-23 PRINCIPAL EVALUATION RESULTS NOT SHOWN DUE TO SUPPRESSION*

* Data is suppressed if 100% of teachers/principals received the same rating or if the total teachers/principals in an LEA is less than five.

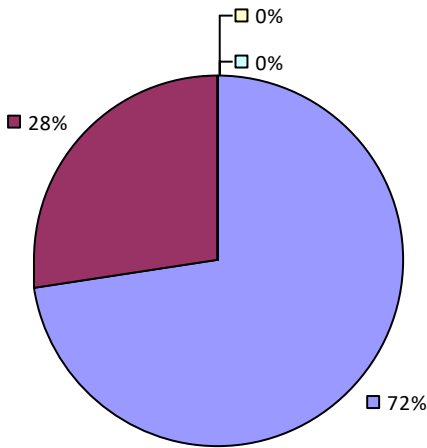
REMSSEN CSD

2022-23 TEACHER EVALUATION RESULTS

Student Performance



Teacher Observation



Overall results not shown due to suppression*

2022-23 PRINCIPAL EVALUATION RESULTS NOT SHOWN DUE TO SUPPRESSION*

* Data is suppressed if 100% of teachers/principals received the same rating or if the total teachers/principals in an LEA is less than five.

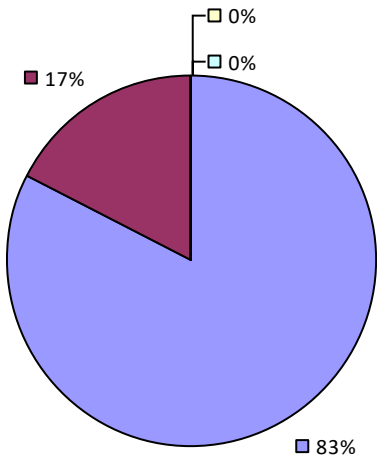
REMPSENBURG-SPEONK UFSD

2022-23 TEACHER EVALUATION RESULTS

Student performance results not shown due to suppression*

Teacher Observation

Overall results not shown due to suppression*



2022-23 PRINCIPAL EVALUATION RESULTS NOT SHOWN DUE TO SUPPRESSION*

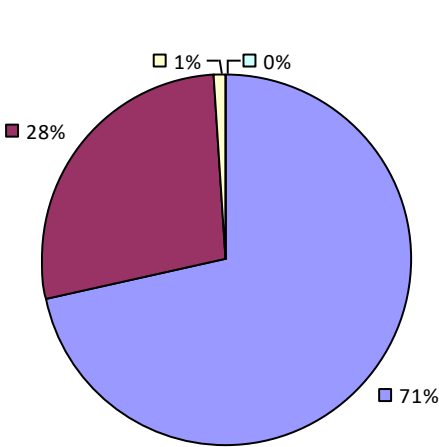
* Data is suppressed if 100% of teachers/principals received the same rating or if the total teachers/principals in an LEA is less than five.

RENSSELAER CITY SD

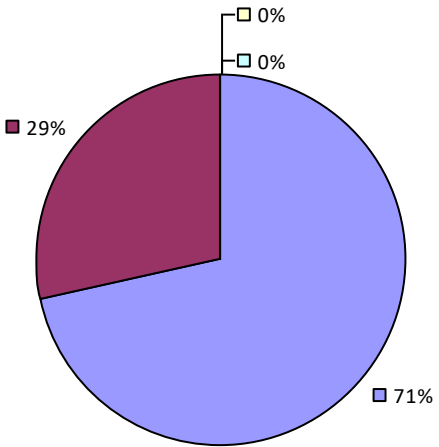
2022-23 TEACHER EVALUATION RESULTS

Student performance results not shown due to suppression*

Teacher Observation



Overall Rating

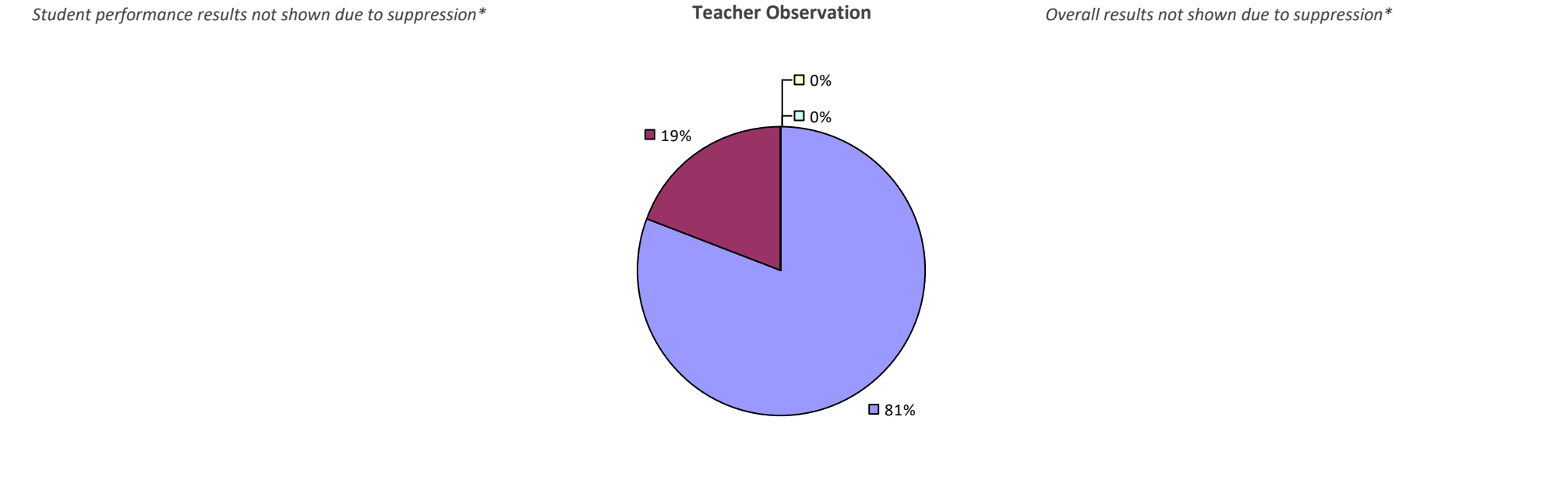


2022-23 PRINCIPAL EVALUATION RESULTS NOT SHOWN DUE TO SUPPRESSION*

* Data is suppressed if 100% of teachers/principals received the same rating or if the total teachers/principals in an LEA is less than five.

RHINEBECK CSD

2022-23 TEACHER EVALUATION RESULTS



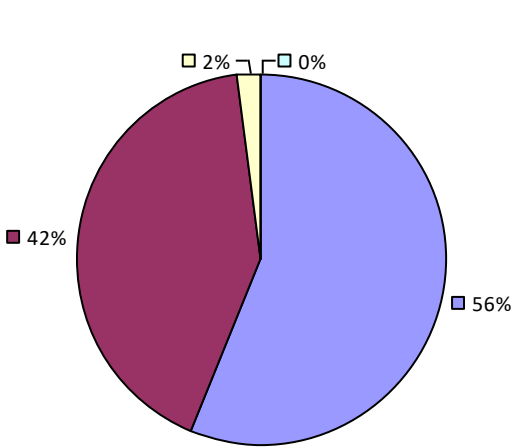
2022-23 PRINCIPAL EVALUATION RESULTS NOT SUBMITTED

RICHFIELD SPRINGS CSD

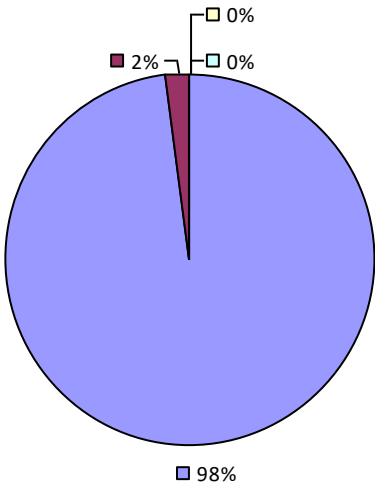
2022-23 TEACHER EVALUATION RESULTS

*Student performance results not shown due to suppression**

Teacher Observation



Overall Rating

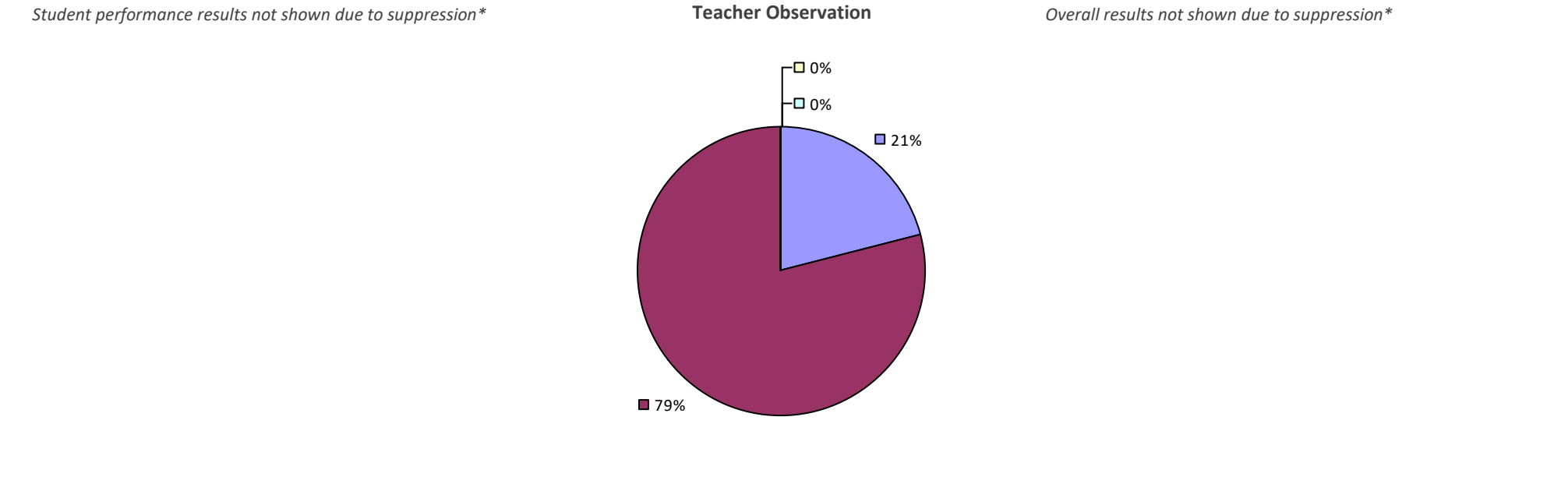


2022-23 PRINCIPAL EVALUATION RESULTS NOT SHOWN DUE TO SUPPRESSION*

** Data is suppressed if 100% of teachers/principals received the same rating or if the total teachers/principals in an LEA is less than five.*

RIPLEY CSD

2022-23 TEACHER EVALUATION RESULTS

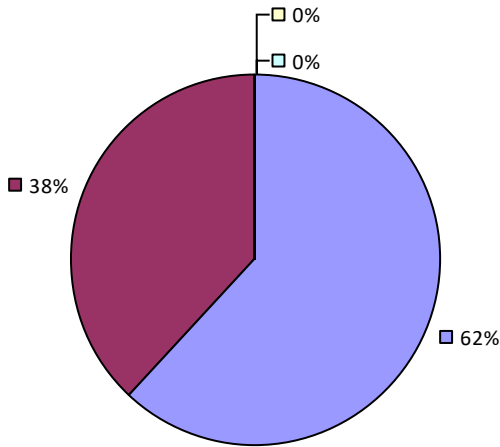


2022-23 PRINCIPAL EVALUATION RESULTS NOT SHOWN DUE TO SUPPRESSION*

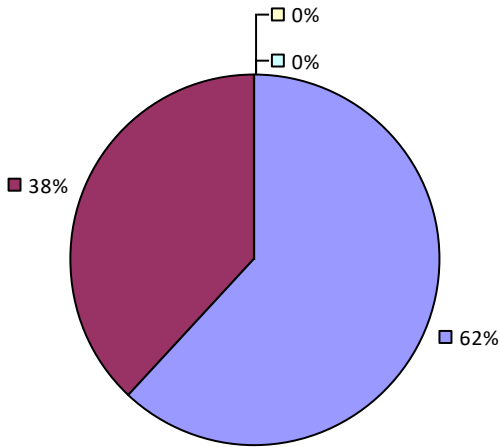
* Data is suppressed if 100% of teachers/principals received the same rating or if the total teachers/principals in an LEA is less than five.

Student performance results not shown due to suppression*

Teacher Observation

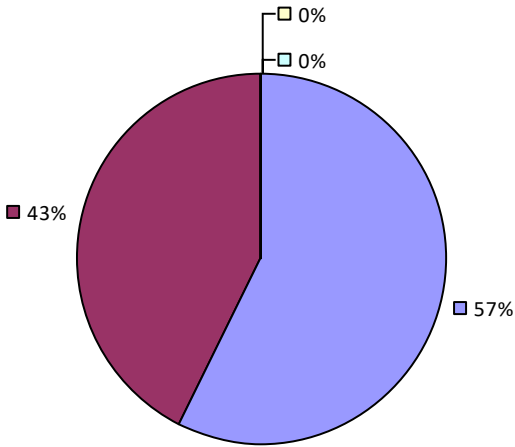


Overall Rating

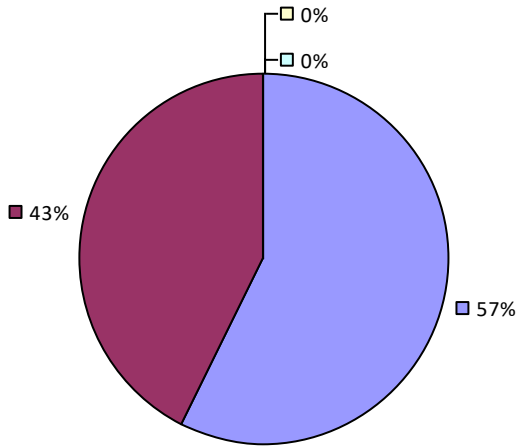


Student performance results not shown due to suppression*

Principal School Visits



Overall Rating



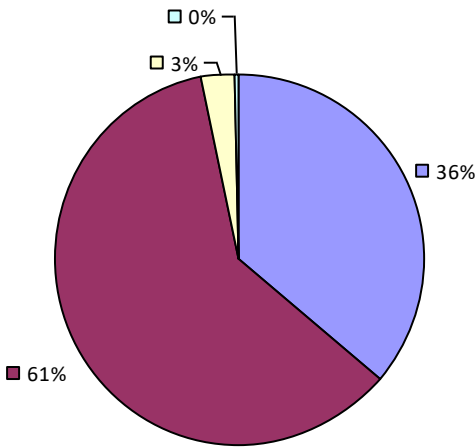
* Data is suppressed if 100% of teachers/principals received the same rating or if the total teachers/principals in an LEA is less than five.

ROCHESTER CITY SD

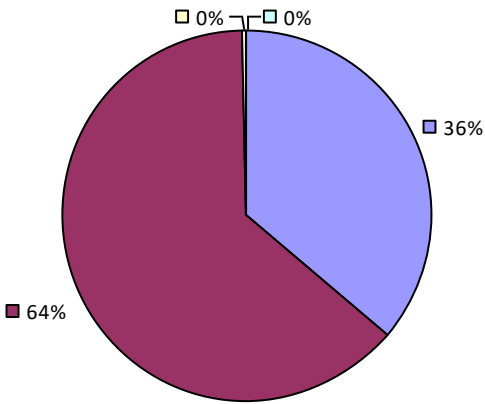
2022-23 TEACHER EVALUATION RESULTS

Student performance results not shown due to suppression*

Teacher Observation



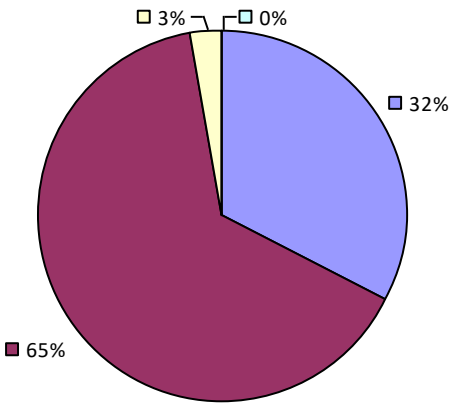
Overall Rating



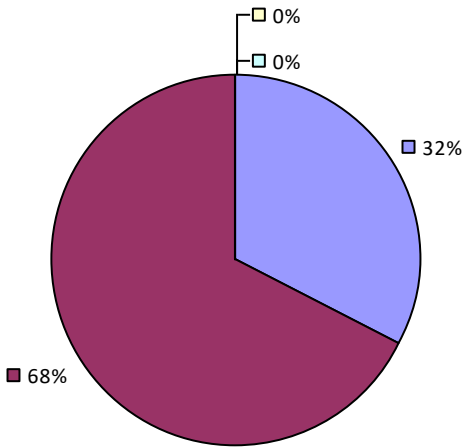
2022-23 PRINCIPAL EVALUATION RESULTS

Student performance results not shown due to suppression*

Principal School Visits



Overall Rating



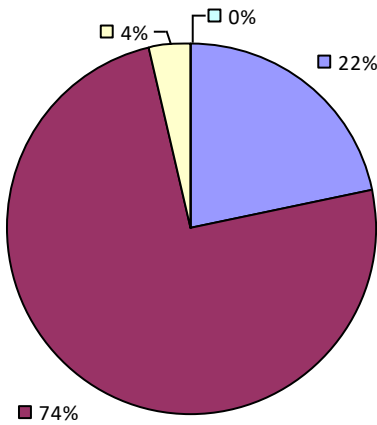
* Data is suppressed if 100% of teachers/principals received the same rating or if the total teachers/principals in an LEA is less than five.

ROCKLAND BOCES

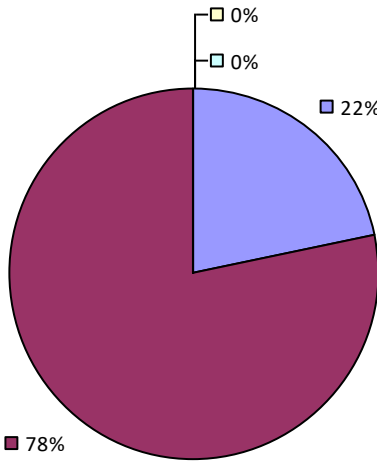
2022-23 TEACHER EVALUATION RESULTS

Student performance results not shown due to suppression*

Teacher Observation



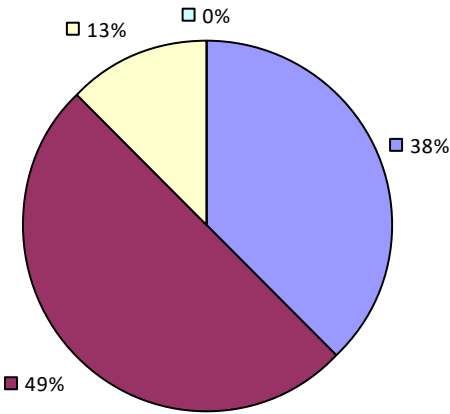
Overall Rating



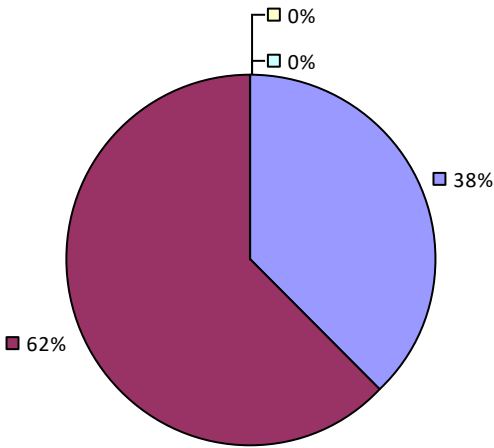
2022-23 PRINCIPAL EVALUATION RESULTS

Student performance results not shown due to suppression*

Principal School Visits



Overall Rating



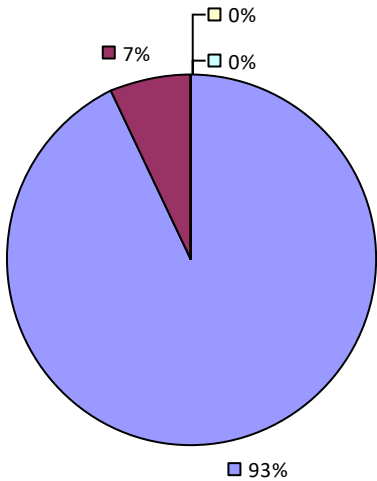
* Data is suppressed if 100% of teachers/principals received the same rating or if the total teachers/principals in an LEA is less than five.

ROCKVILLE CENTRE UFSD

Student performance results not shown due to suppression*

Teacher Observation

Overall results not shown due to suppression*

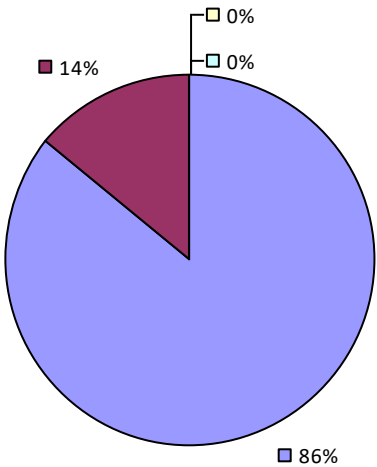
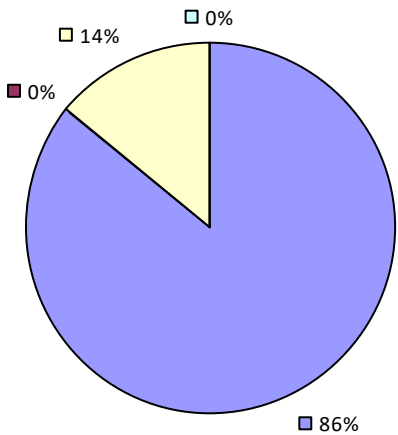


2022-23 PRINCIPAL EVALUATION RESULTS

Student performance results not shown due to suppression*

Principal School Visits

Overall Rating



* Data is suppressed if 100% of teachers/principals received the same rating or if the total teachers/principals in an LEA is less than five.

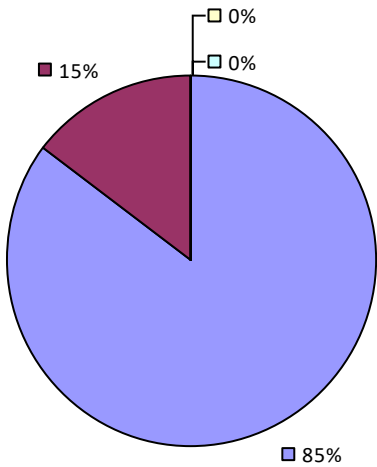
ROCKY POINT UFSD

2022-23 TEACHER EVALUATION RESULTS

Student performance results not shown due to suppression*

Teacher Observation

Overall results not shown due to suppression*



2022-23 PRINCIPAL EVALUATION RESULTS NOT SHOWN DUE TO SUPPRESSION*

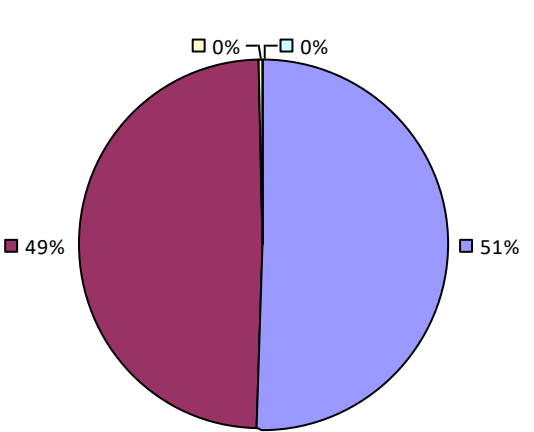
* Data is suppressed if 100% of teachers/principals received the same rating or if the total teachers/principals in an LEA is less than five.

ROME CITY SD

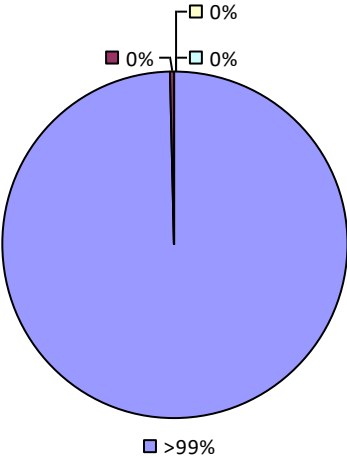
2022-23 TEACHER EVALUATION RESULTS

Student performance results not shown due to suppression*

Teacher Observation



Overall Rating

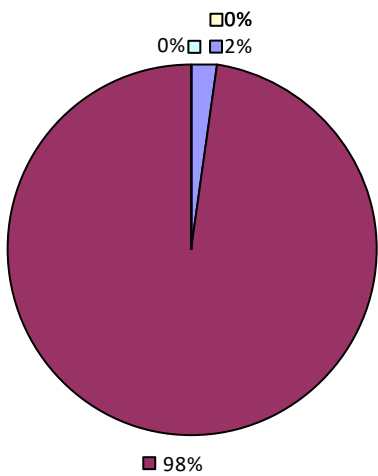


2022-23 PRINCIPAL EVALUATION RESULTS NOT SHOWN DUE TO SUPPRESSION*

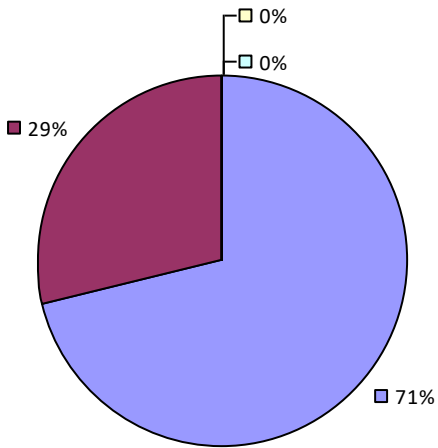
* Data is suppressed if 100% of teachers/principals received the same rating or if the total teachers/principals in an LEA is less than five.

ROMULUS CSD

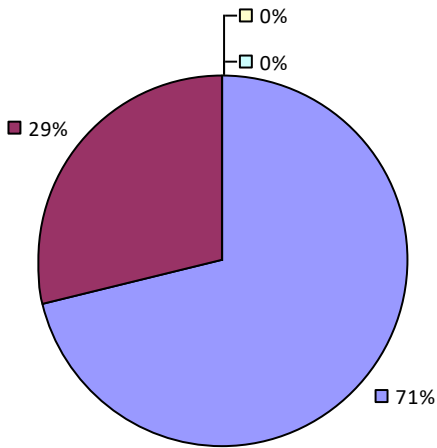
Student Performance



Teacher Observation



Overall Rating

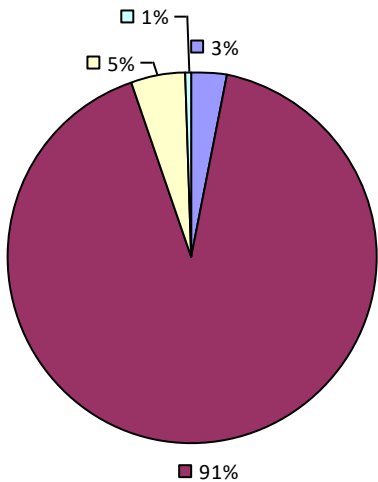


2022-23 PRINCIPAL EVALUATION RESULTS NOT SHOWN DUE TO SUPPRESSION*

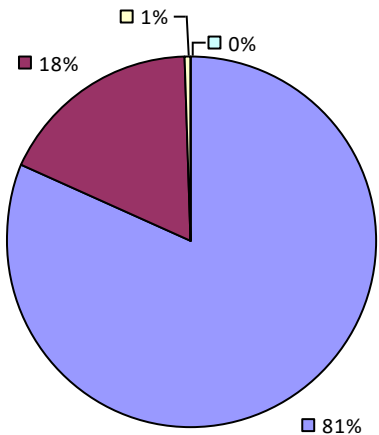
* Data is suppressed if 100% of teachers/principals received the same rating or if the total teachers/principals in an LEA is less than five.

RONDOUT VALLEY CSD
2022-23 TEACHER EVALUATION RESULTS

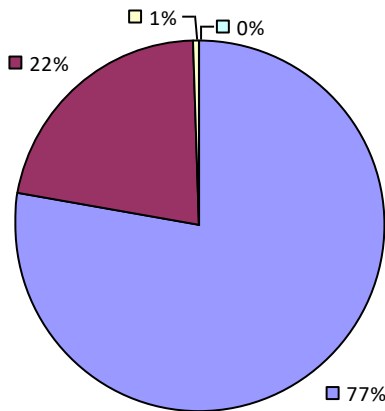
Student Performance



Teacher Observation



Overall Rating



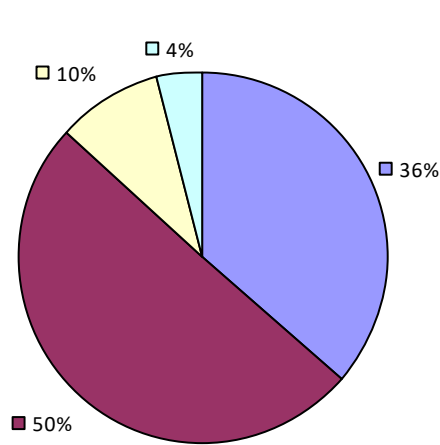
2022-23 PRINCIPAL EVALUATION RESULTS NOT SHOWN DUE TO SUPPRESSION*

* Data is suppressed if 100% of teachers/principals received the same rating or if the total teachers/principals in an LEA is less than five.

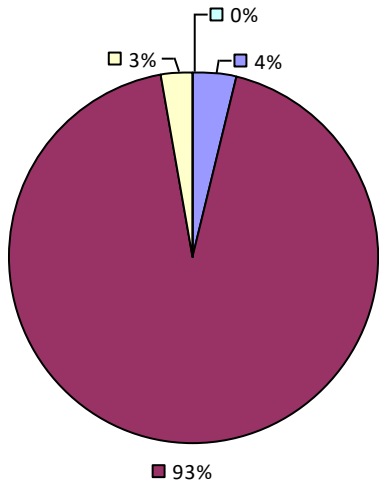
ROOSEVELT UFSD

2022-23 TEACHER EVALUATION RESULTS

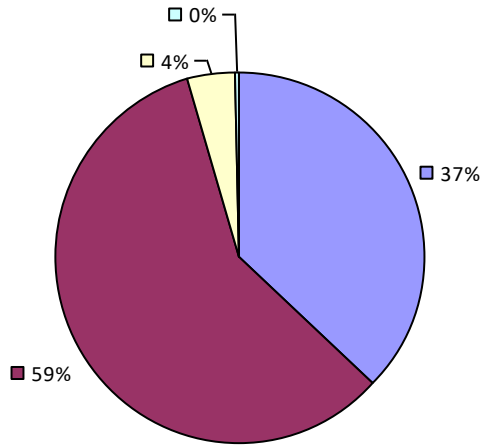
Student Performance



Teacher Observation

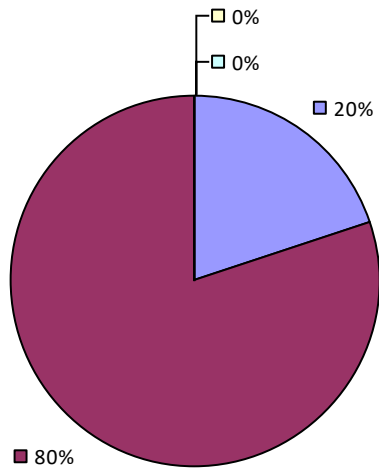


Overall Rating

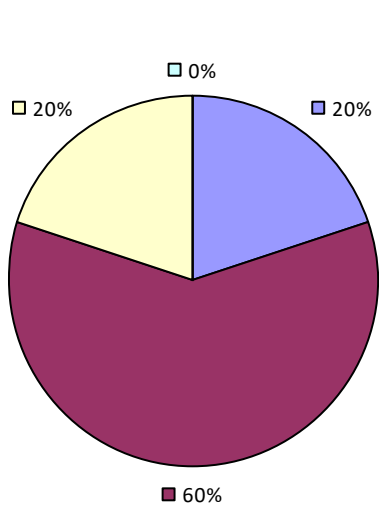


2022-23 PRINCIPAL EVALUATION RESULTS

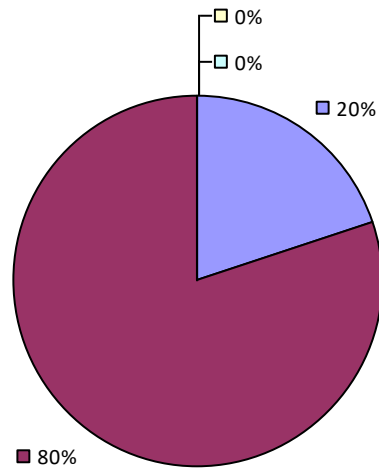
Student Performance



Principal School Visits



Overall Rating

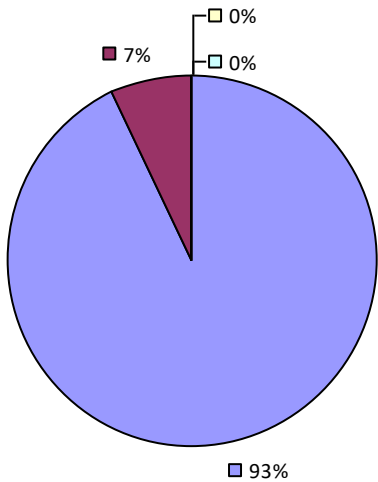


* Data is suppressed if 100% of teachers/principals received the same rating or if the total teachers/principals in an LEA is less than five.

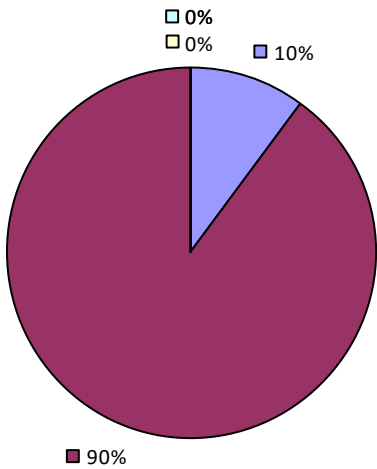
ROSCOE CSD

2022-23 TEACHER EVALUATION RESULTS

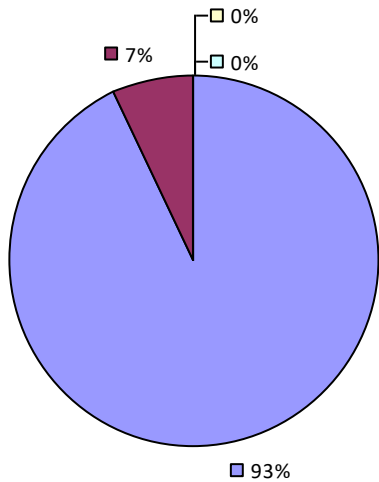
Student Performance



Teacher Observation



Overall Rating



2022-23 PRINCIPAL EVALUATION RESULTS NOT SHOWN DUE TO SUPPRESSION*

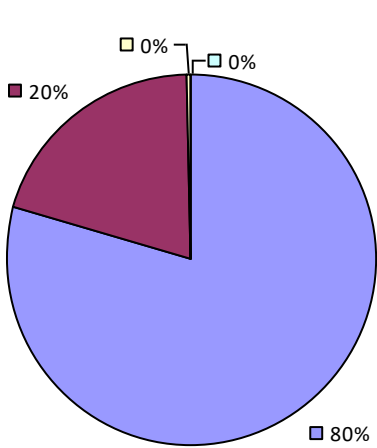
* Data is suppressed if 100% of teachers/principals received the same rating or if the total teachers/principals in an LEA is less than five.

ROSLYN UFSD

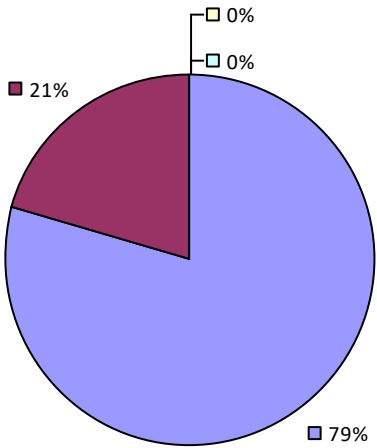
2022-23 TEACHER EVALUATION RESULTS

Student performance results not shown due to suppression*

Teacher Observation



Overall Rating

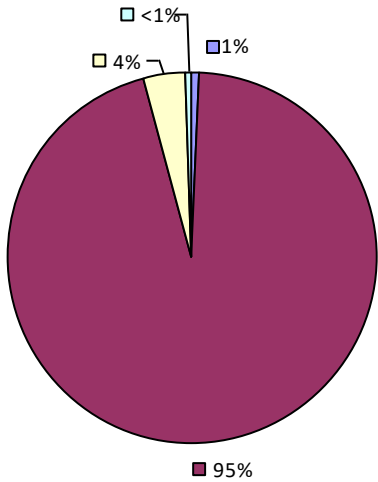


2022-23 PRINCIPAL EVALUATION RESULTS NOT SUBMITTED

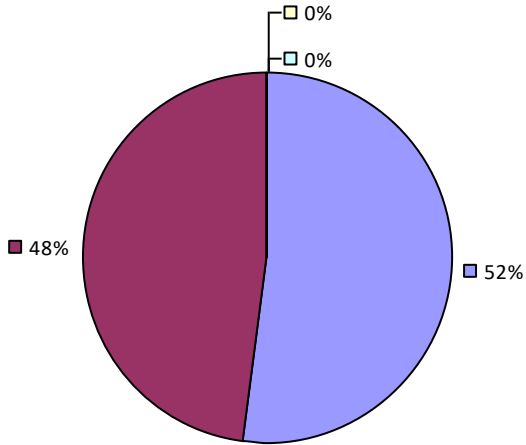
* Data is suppressed if 100% of teachers/principals received the same rating or if the total teachers/principals in an LEA is less than five.

ROTTERDAM-MOHONASEN CSD
2022-23 TEACHER EVALUATION RESULTS

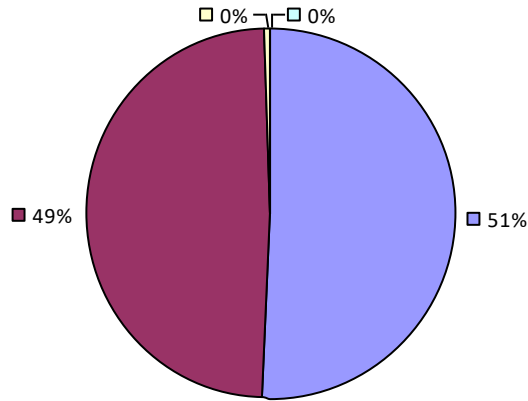
Student Performance



Teacher Observation



Overall Rating

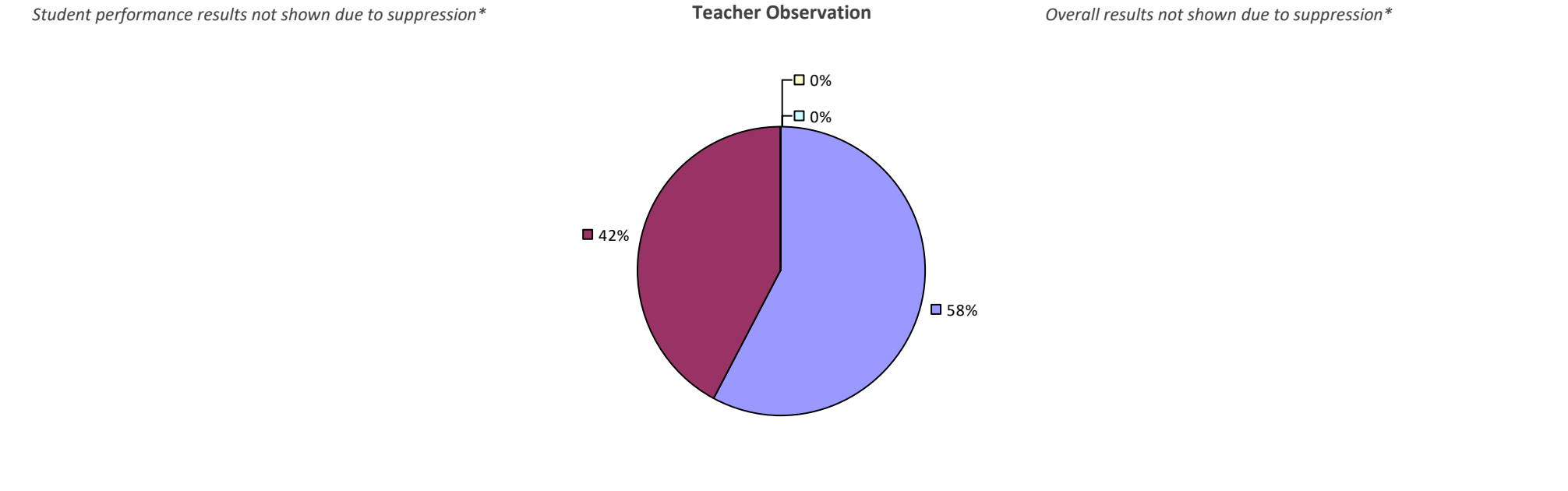


2022-23 PRINCIPAL EVALUATION RESULTS NOT SHOWN DUE TO SUPPRESSION*

* Data is suppressed if 100% of teachers/principals received the same rating or if the total teachers/principals in an LEA is less than five.

ROXBURY CSD

2022-23 TEACHER EVALUATION RESULTS

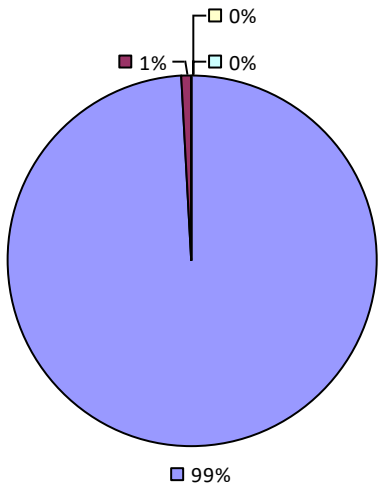


2022-23 PRINCIPAL EVALUATION RESULTS NOT SHOWN DUE TO SUPPRESSION*

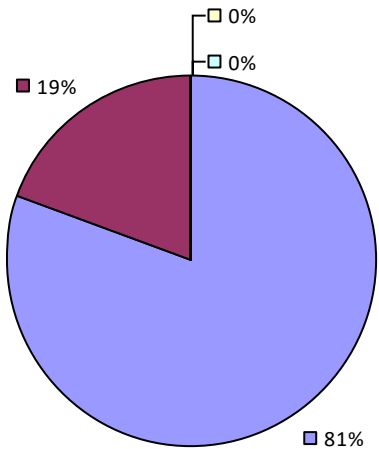
* Data is suppressed if 100% of teachers/principals received the same rating or if the total teachers/principals in an LEA is less than five.

ROYALTON-HARTLAND CSD
2022-23 TEACHER EVALUATION RESULTS

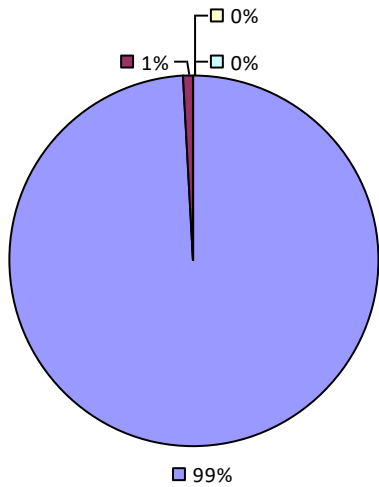
Student Performance



Teacher Observation



Overall Rating



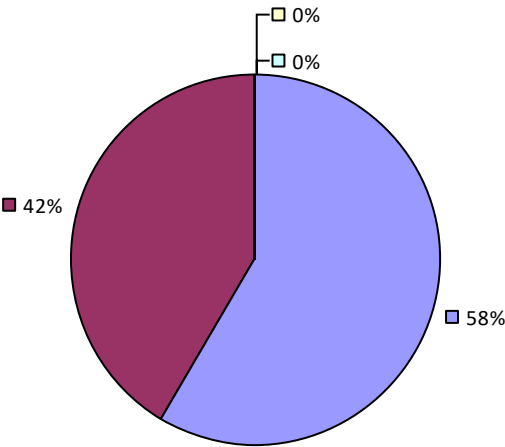
2022-23 PRINCIPAL EVALUATION RESULTS NOT SHOWN DUE TO SUPPRESSION*

* Data is suppressed if 100% of teachers/principals received the same rating or if the total teachers/principals in an LEA is less than five.

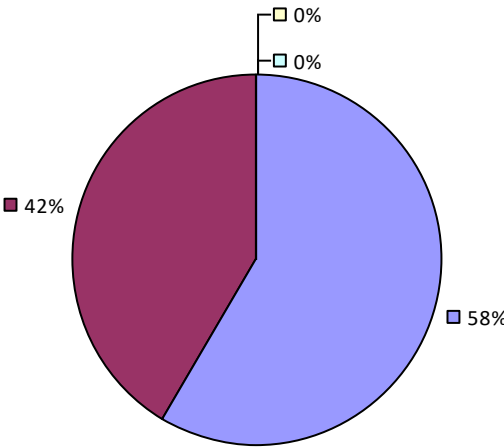
RUSH-HENRIETTA CSD

Student performance results not shown due to suppression*

Teacher Observation

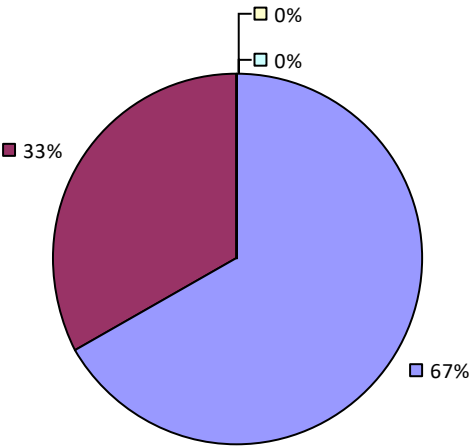


Overall Rating

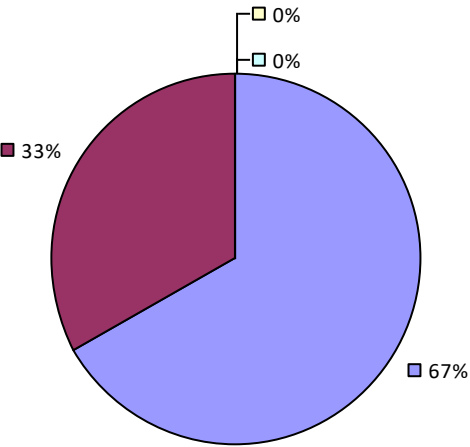


Student performance results not shown due to suppression*

Principal School Visits



Overall Rating

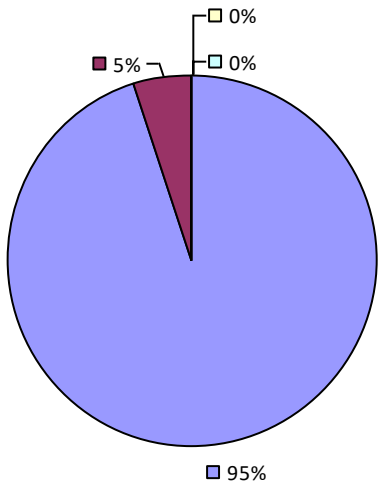


* Data is suppressed if 100% of teachers/principals received the same rating or if the total teachers/principals in an LEA is less than five.

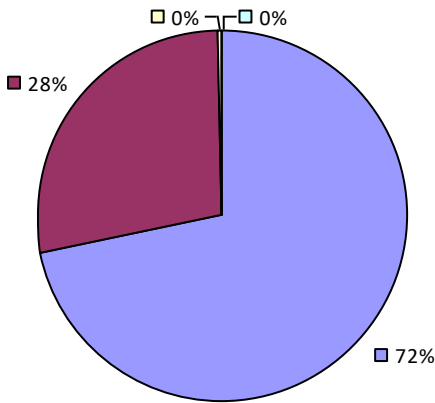
RYE CITY SD

2022-23 TEACHER EVALUATION RESULTS

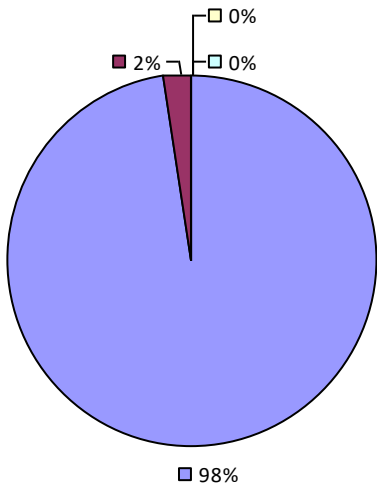
Student Performance



Teacher Observation



Overall Rating



2022-23 PRINCIPAL EVALUATION RESULTS NOT SHOWN DUE TO SUPPRESSION*

* Data is suppressed if 100% of teachers/principals received the same rating or if the total teachers/principals in an LEA is less than five.

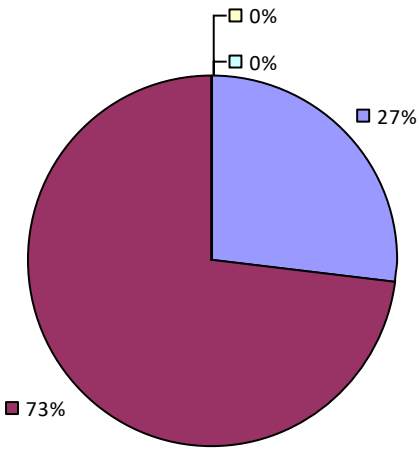
RYE NECK UFSD

2022-23 TEACHER EVALUATION RESULTS

*Student performance results not shown due to suppression**

Teacher Observation

*Overall results not shown due to suppression**



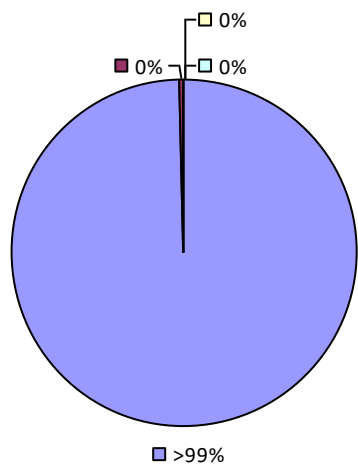
2022-23 PRINCIPAL EVALUATION RESULTS NOT SHOWN DUE TO SUPPRESSION*

** Data is suppressed if 100% of teachers/principals received the same rating or if the total teachers/principals in an LEA is less than five.*

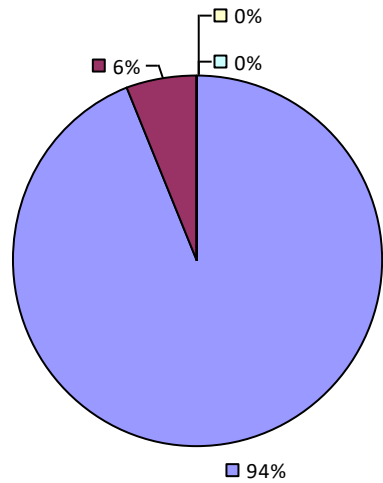
SACHEM CSD

2022-23 TEACHER EVALUATION RESULTS

Student Performance



Teacher Observation

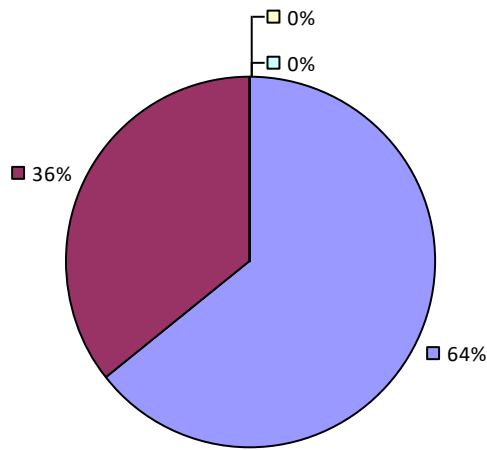


Overall results not shown due to suppression*

2022-23 PRINCIPAL EVALUATION RESULTS

Student performance results not shown due to suppression*

Principal School Visits



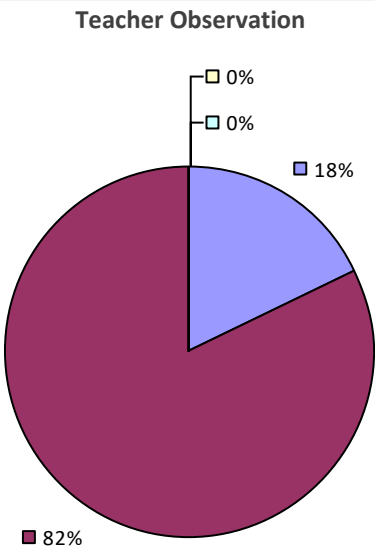
Overall results not shown due to suppression*

* Data is suppressed if 100% of teachers/principals received the same rating or if the total teachers/principals in an LEA is less than five.

SACKETS HARBOR CSD

2022-23 TEACHER EVALUATION RESULTS

Student performance results not shown due to suppression*



Overall results not shown due to suppression*

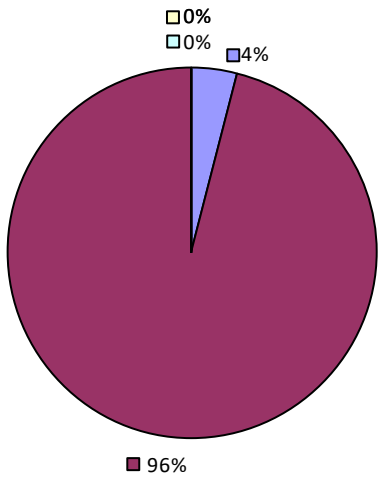
2022-23 PRINCIPAL EVALUATION RESULTS NOT SHOWN DUE TO SUPPRESSION*

* Data is suppressed if 100% of teachers/principals received the same rating or if the total teachers/principals in an LEA is less than five.

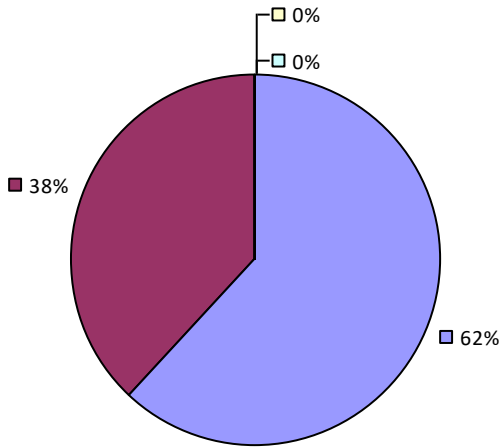
SAG HARBOR UFSD

2022-23 TEACHER EVALUATION RESULTS

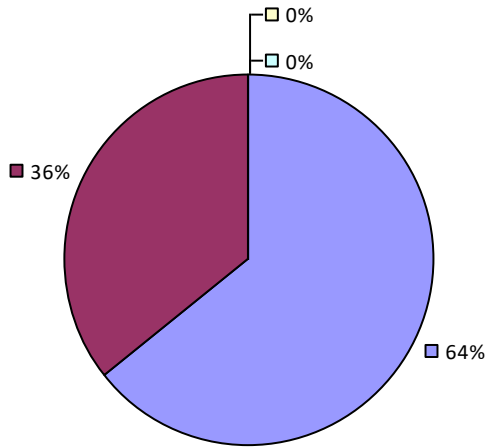
Student Performance



Teacher Observation



Overall Rating



2022-23 PRINCIPAL EVALUATION RESULTS NOT SHOWN DUE TO SUPPRESSION*

* Data is suppressed if 100% of teachers/principals received the same rating or if the total teachers/principals in an LEA is less than five.

SAGAPONACK COMN SD

2022-23 TEACHER EVALUATION RESULTS NOT SHOWN DUE TO SUPPRESSION*

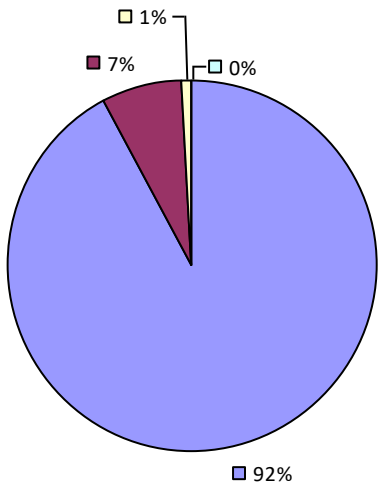
2022-23 PRINCIPAL EVALUATION RESULTS NOT SHOWN DUE TO SUPPRESSION*

* Data is suppressed if 100% of teachers/principals received the same rating or if the total teachers/principals in an LEA is less than five.

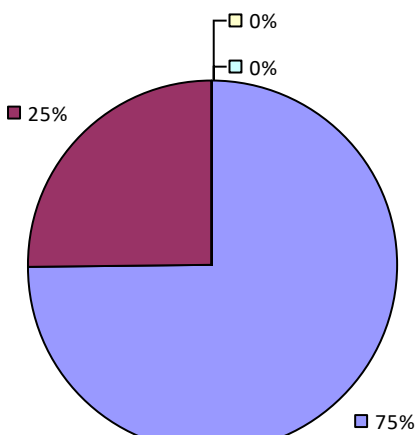
SALAMANCA CITY SD

2022-23 TEACHER EVALUATION RESULTS

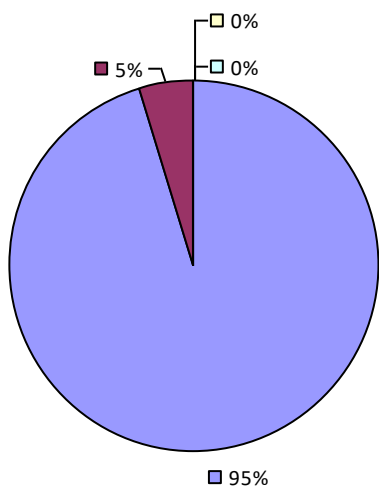
Student Performance



Teacher Observation



Overall Rating



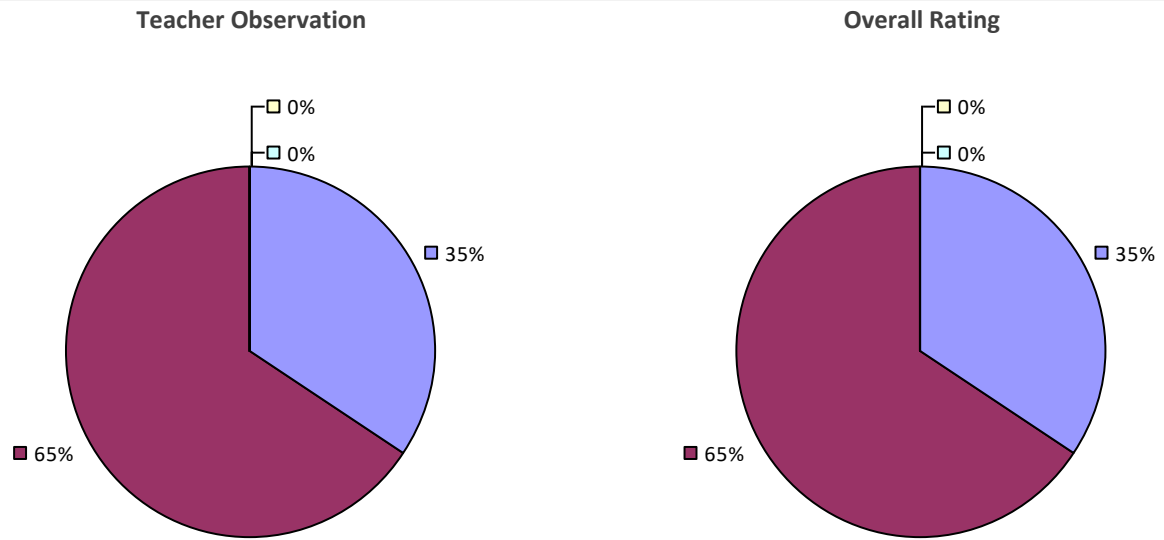
2022-23 PRINCIPAL EVALUATION RESULTS NOT SHOWN DUE TO SUPPRESSION*

* Data is suppressed if 100% of teachers/principals received the same rating or if the total teachers/principals in an LEA is less than five.

SALEM CSD

2022-23 TEACHER EVALUATION RESULTS

Student performance results not shown due to suppression*



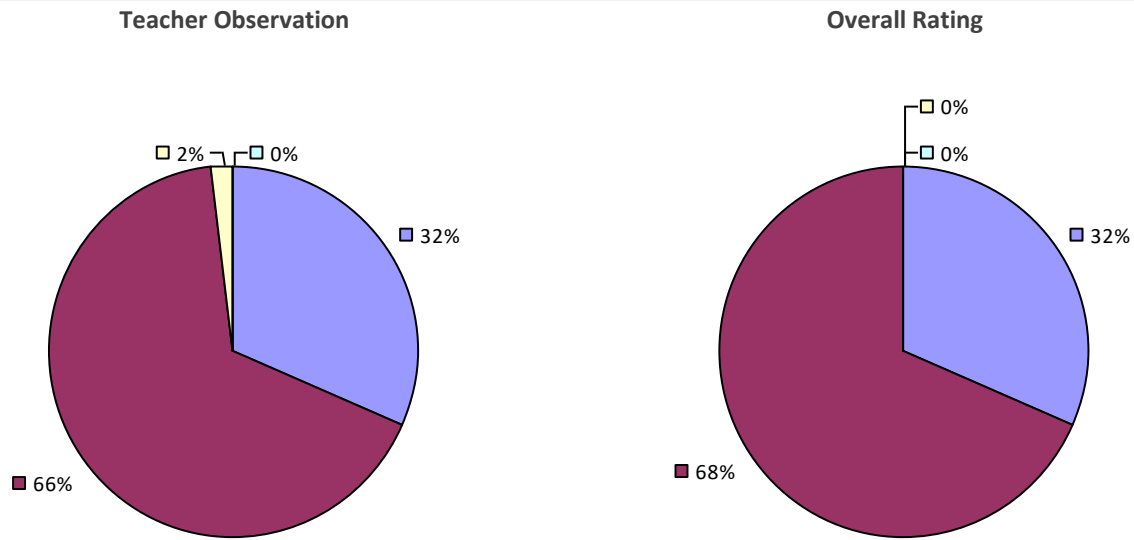
2022-23 PRINCIPAL EVALUATION RESULTS NOT SUBMITTED

* Data is suppressed if 100% of teachers/principals received the same rating or if the total teachers/principals in an LEA is less than five.

SALMON RIVER CSD

2022-23 TEACHER EVALUATION RESULTS

Student performance results not shown due to suppression*

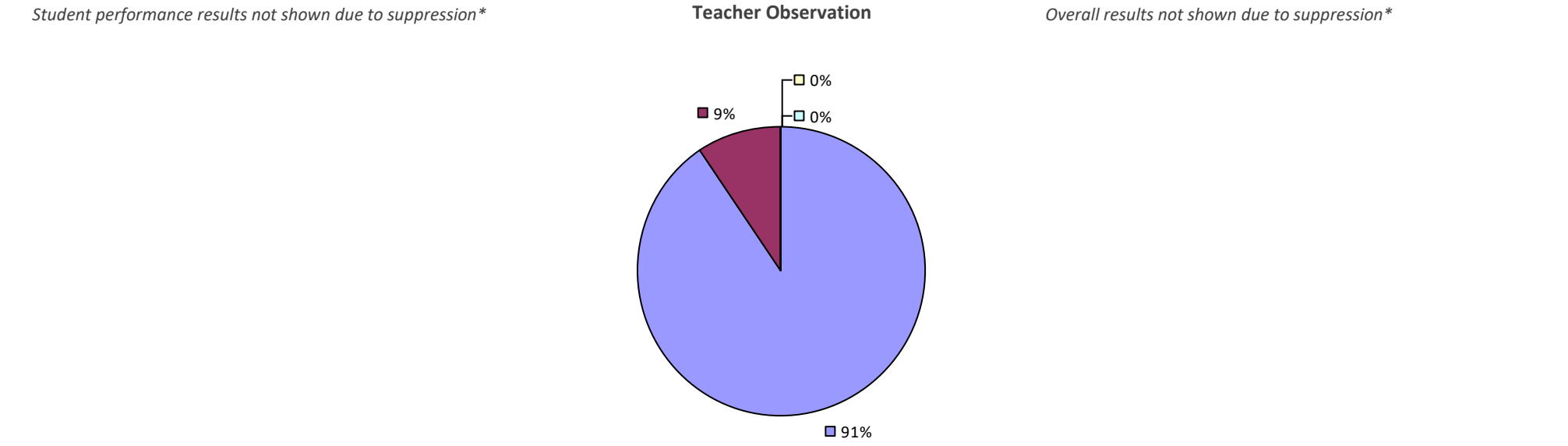


2022-23 PRINCIPAL EVALUATION RESULTS NOT SHOWN DUE TO SUPPRESSION*

* Data is suppressed if 100% of teachers/principals received the same rating or if the total teachers/principals in an LEA is less than five.

SANDY CREEK CSD

2022-23 TEACHER EVALUATION RESULTS



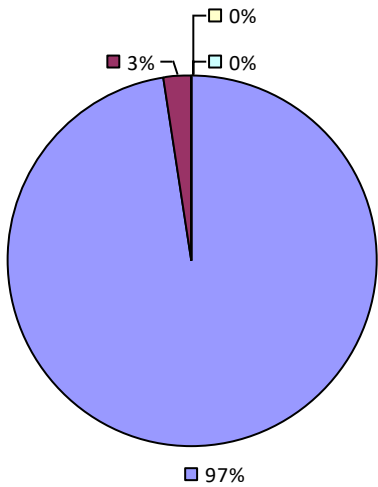
2022-23 PRINCIPAL EVALUATION RESULTS NOT SHOWN DUE TO SUPPRESSION*

* Data is suppressed if 100% of teachers/principals received the same rating or if the total teachers/principals in an LEA is less than five.

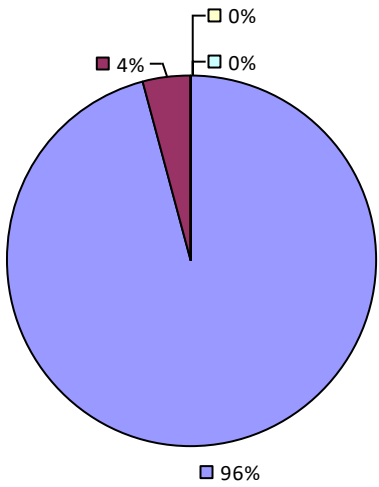
SARANAC CSD

2022-23 TEACHER EVALUATION RESULTS

Student Performance



Teacher Observation



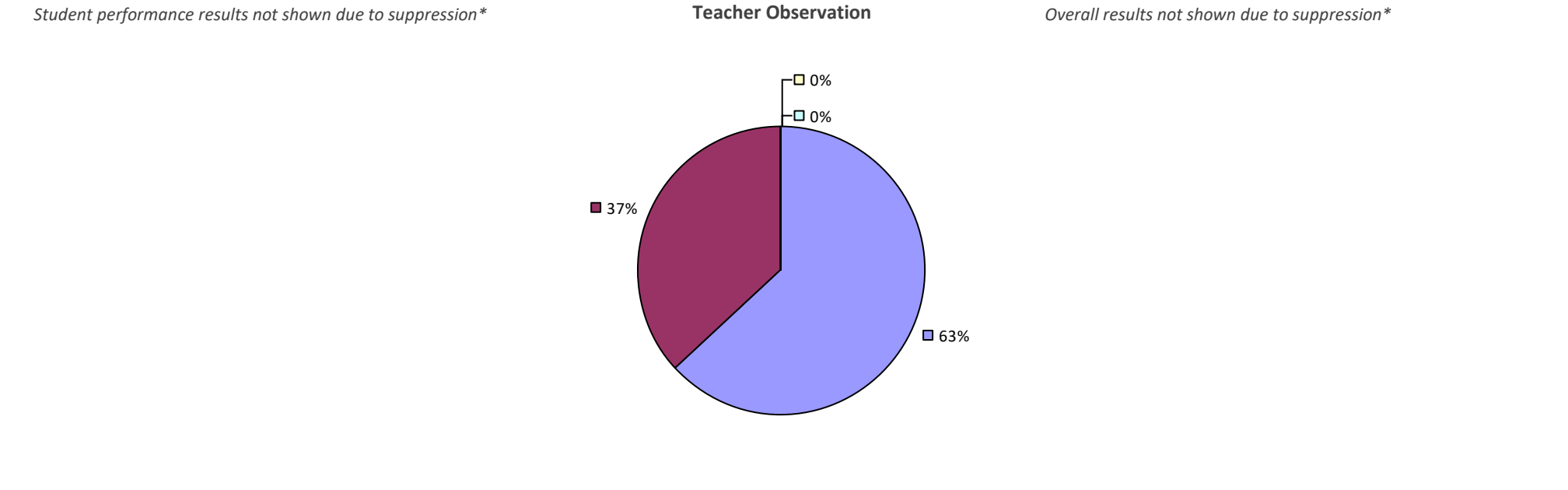
Overall results not shown due to suppression*

2022-23 PRINCIPAL EVALUATION RESULTS NOT SHOWN DUE TO SUPPRESSION*

* Data is suppressed if 100% of teachers/principals received the same rating or if the total teachers/principals in an LEA is less than five.

SARANAC LAKE CSD

2022-23 TEACHER EVALUATION RESULTS



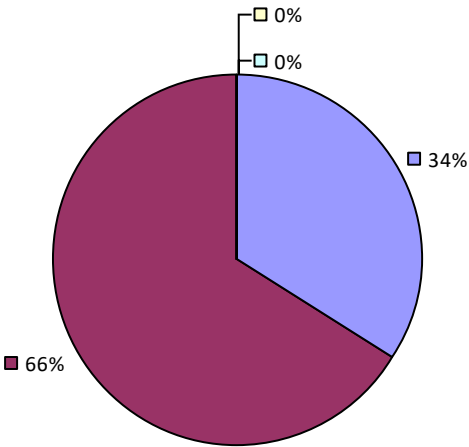
2022-23 PRINCIPAL EVALUATION RESULTS NOT SHOWN DUE TO SUPPRESSION*

* Data is suppressed if 100% of teachers/principals received the same rating or if the total teachers/principals in an LEA is less than five.

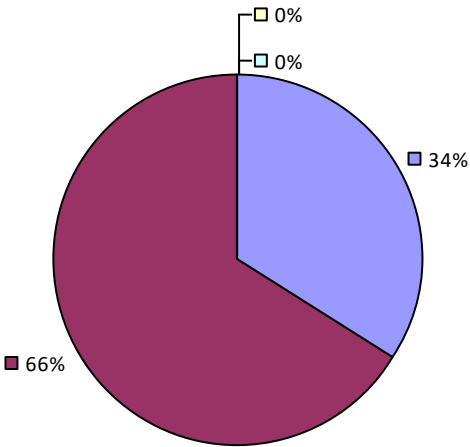
SARATOGA SPRINGS CITY SD

Student performance results not shown due to suppression*

Teacher Observation

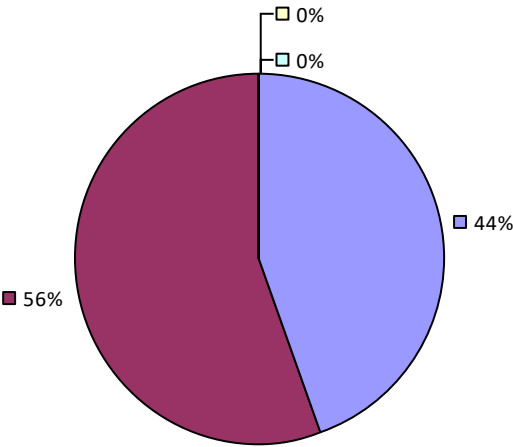


Overall Rating

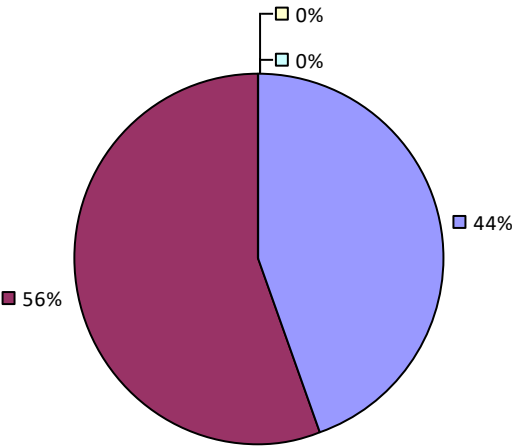


Student performance results not shown due to suppression*

Principal School Visits



Overall Rating



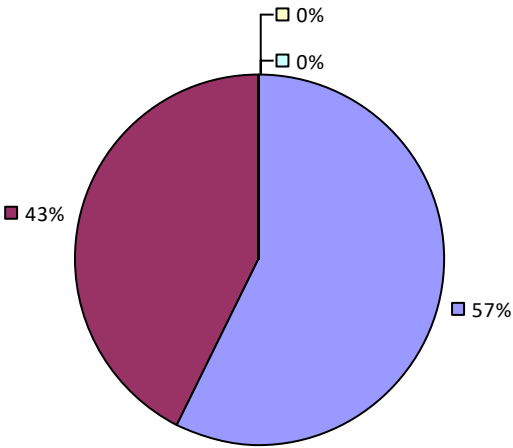
* Data is suppressed if 100% of teachers/principals received the same rating or if the total teachers/principals in an LEA is less than five.

SAUGERTIES CSD

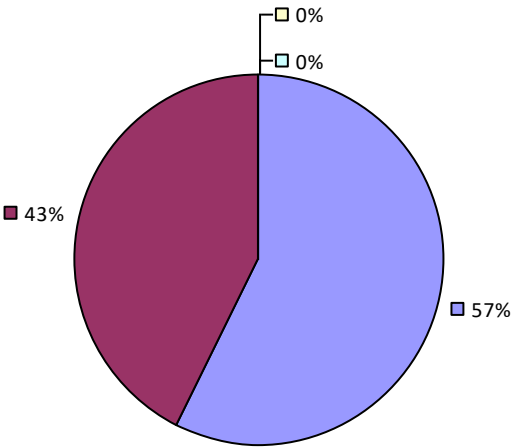
2022-23 TEACHER EVALUATION RESULTS

Student performance results not shown due to suppression*

Teacher Observation



Overall Rating

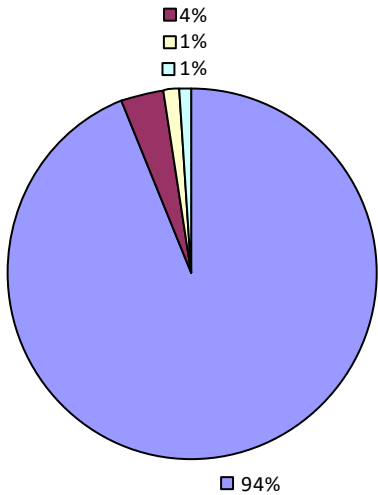


2022-23 PRINCIPAL EVALUATION RESULTS NOT SHOWN DUE TO SUPPRESSION*

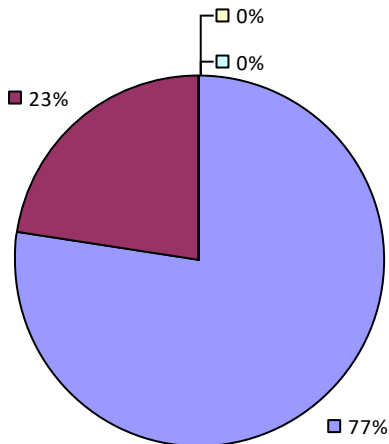
* Data is suppressed if 100% of teachers/principals received the same rating or if the total teachers/principals in an LEA is less than five.

SAUQUOIT VALLEY CSD
2022-23 TEACHER EVALUATION RESULTS

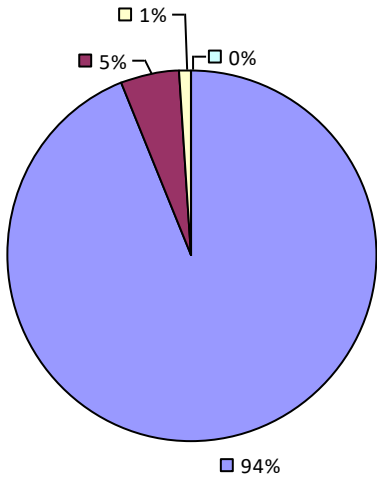
Student Performance



Teacher Observation



Overall Rating

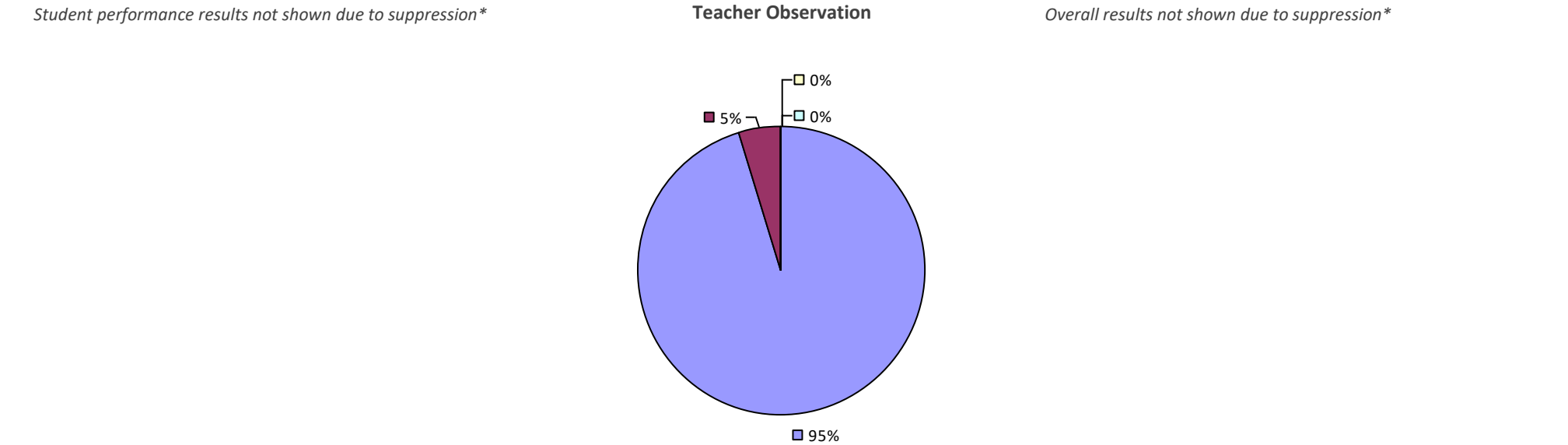


2022-23 PRINCIPAL EVALUATION RESULTS NOT SHOWN DUE TO SUPPRESSION*

* Data is suppressed if 100% of teachers/principals received the same rating or if the total teachers/principals in an LEA is less than five.

SAYVILLE UFSD

2022-23 TEACHER EVALUATION RESULTS



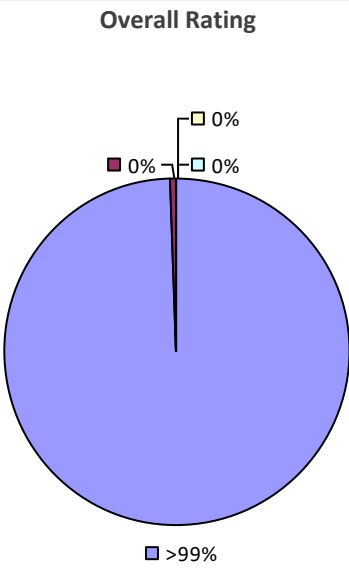
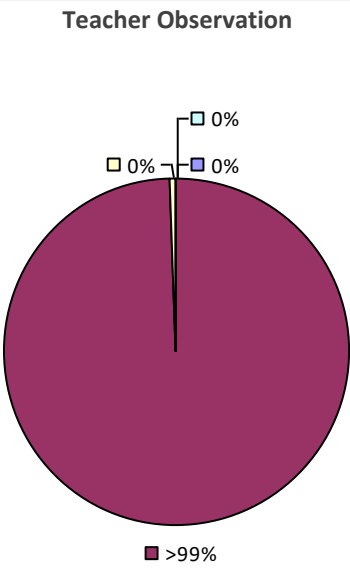
2022-23 PRINCIPAL EVALUATION RESULTS NOT SHOWN DUE TO SUPPRESSION*

* Data is suppressed if 100% of teachers/principals received the same rating or if the total teachers/principals in an LEA is less than five.

SCARSDALE UFSD

2022-23 TEACHER EVALUATION RESULTS

Student performance results not shown due to suppression*



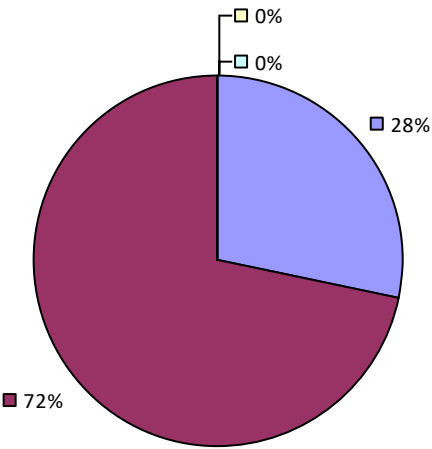
2022-23 PRINCIPAL EVALUATION RESULTS NOT SHOWN DUE TO SUPPRESSION*

* Data is suppressed if 100% of teachers/principals received the same rating or if the total teachers/principals in an LEA is less than five.

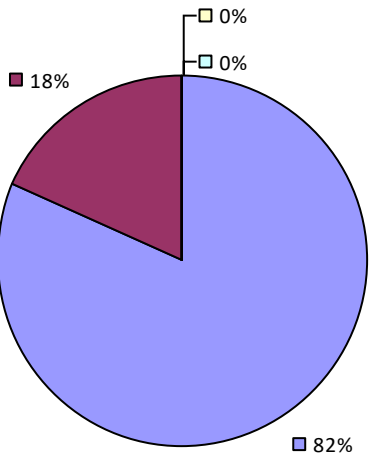
SCHALMONT CSD

2022-23 TEACHER EVALUATION RESULTS

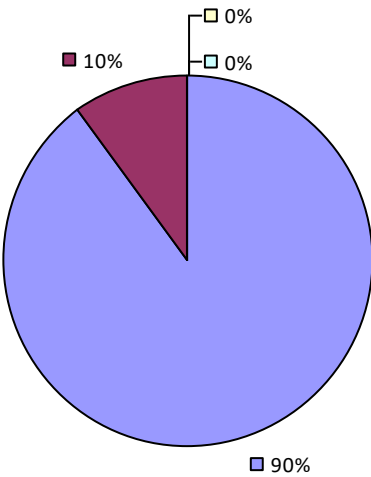
Student Performance



Teacher Observation



Overall Rating



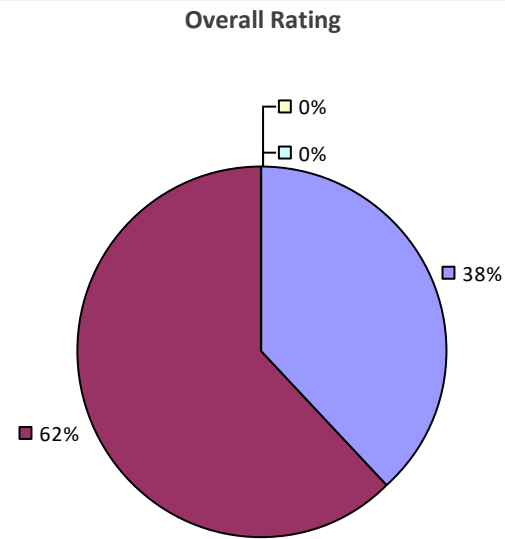
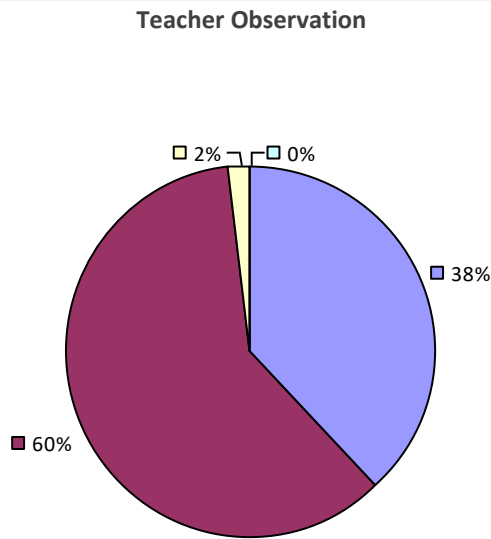
2022-23 PRINCIPAL EVALUATION RESULTS NOT SHOWN DUE TO SUPPRESSION*

* Data is suppressed if 100% of teachers/principals received the same rating or if the total teachers/principals in an LEA is less than five.

SCHENECTADY CITY SD

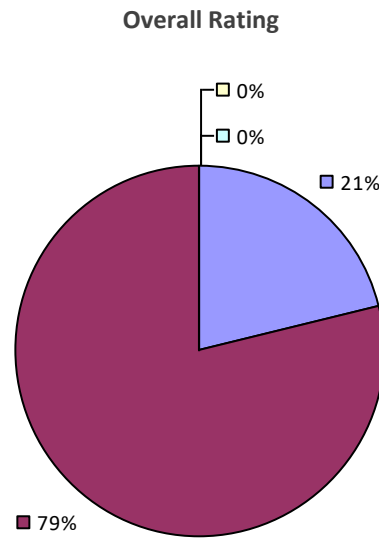
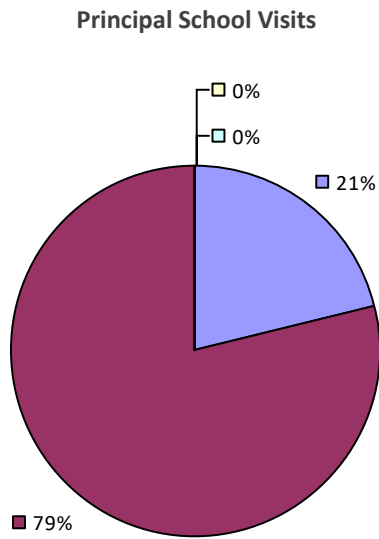
2022-23 TEACHER EVALUATION RESULTS

Student performance results not shown due to suppression*



2022-23 PRINCIPAL EVALUATION RESULTS

Student performance results not shown due to suppression*

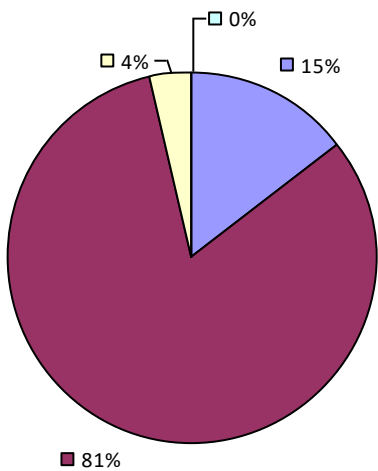


* Data is suppressed if 100% of teachers/principals received the same rating or if the total teachers/principals in an LEA is less than five.

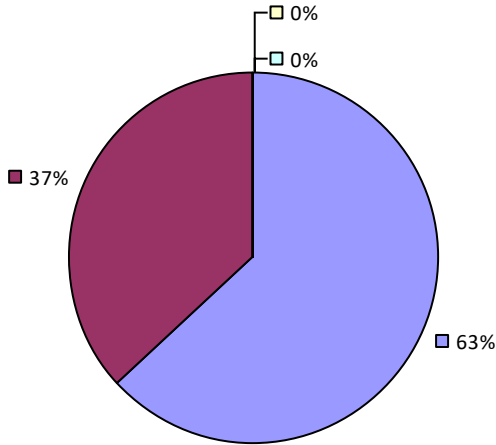
SCHENEVUS CSD

2022-23 TEACHER EVALUATION RESULTS

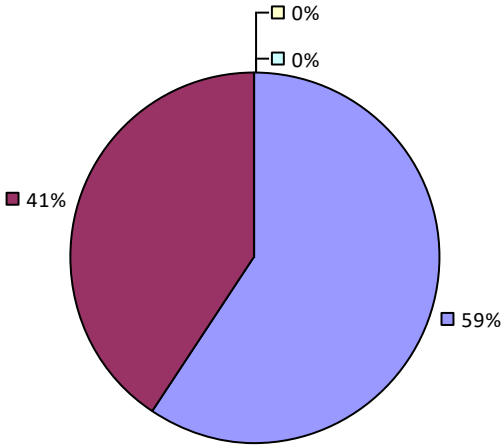
Student Performance



Teacher Observation



Overall Rating



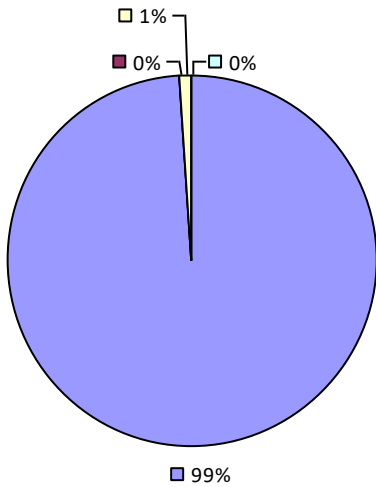
2022-23 PRINCIPAL EVALUATION RESULTS NOT SUBMITTED

* Data is suppressed if 100% of teachers/principals received the same rating or if the total teachers/principals in an LEA is less than five.

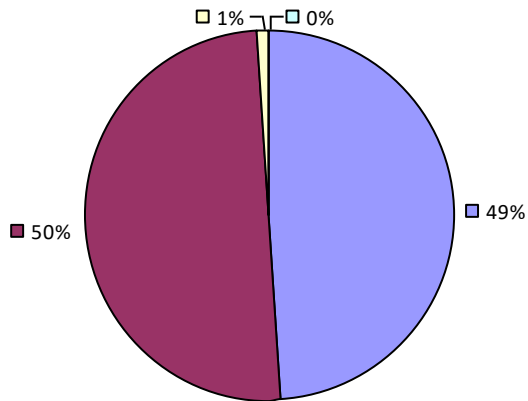
SCHODACK CSD

2022-23 TEACHER EVALUATION RESULTS

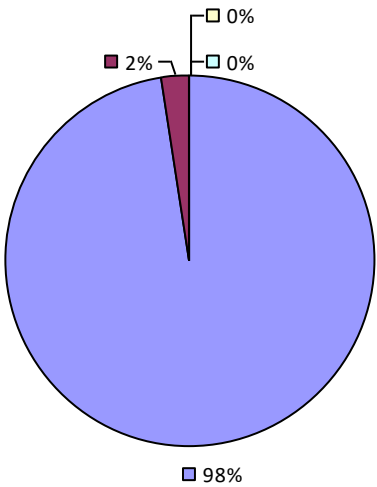
Student Performance



Teacher Observation



Overall Rating



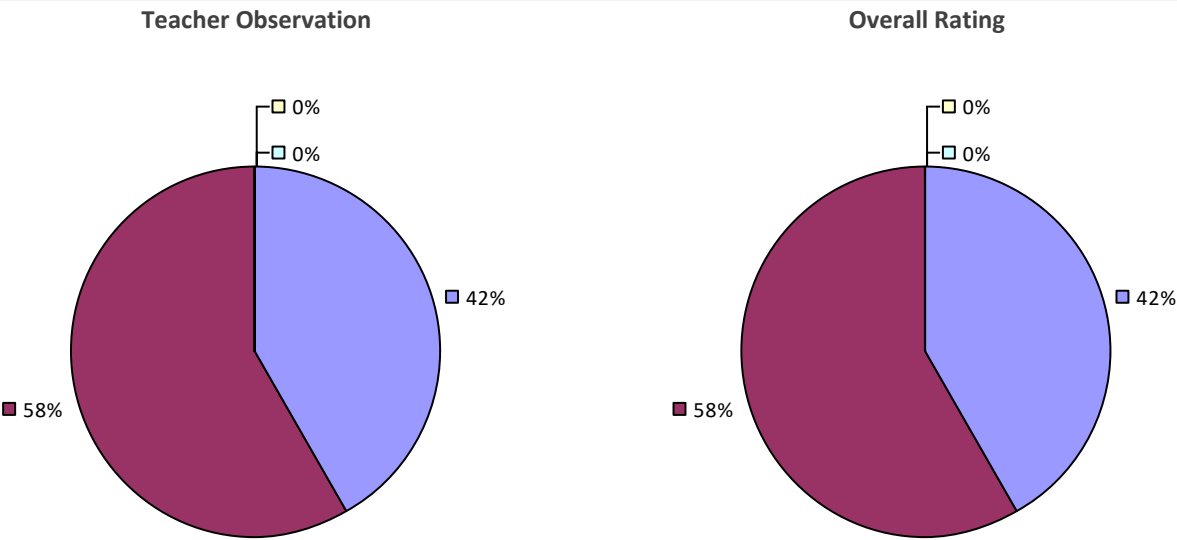
2022-23 PRINCIPAL EVALUATION RESULTS NOT SHOWN DUE TO SUPPRESSION*

* Data is suppressed if 100% of teachers/principals received the same rating or if the total teachers/principals in an LEA is less than five.

SCHOHARIE CSD

2022-23 TEACHER EVALUATION RESULTS

Student performance results not shown due to suppression*

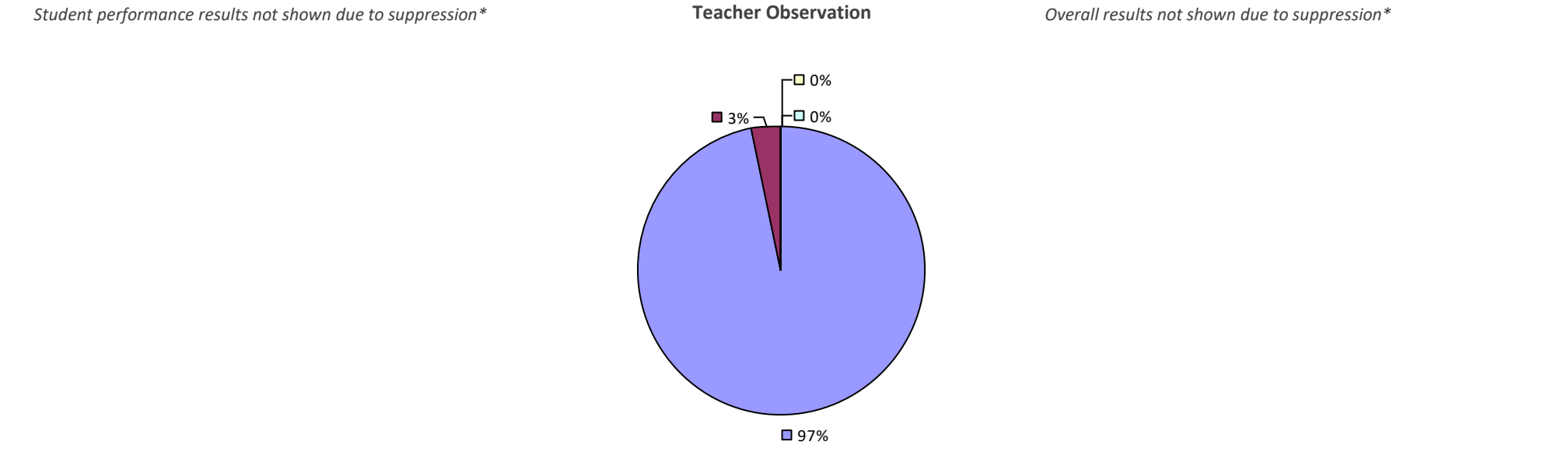


2022-23 PRINCIPAL EVALUATION RESULTS NOT SHOWN DUE TO SUPPRESSION*

* Data is suppressed if 100% of teachers/principals received the same rating or if the total teachers/principals in an LEA is less than five.

SCHUYLERVILLE CSD

2022-23 TEACHER EVALUATION RESULTS

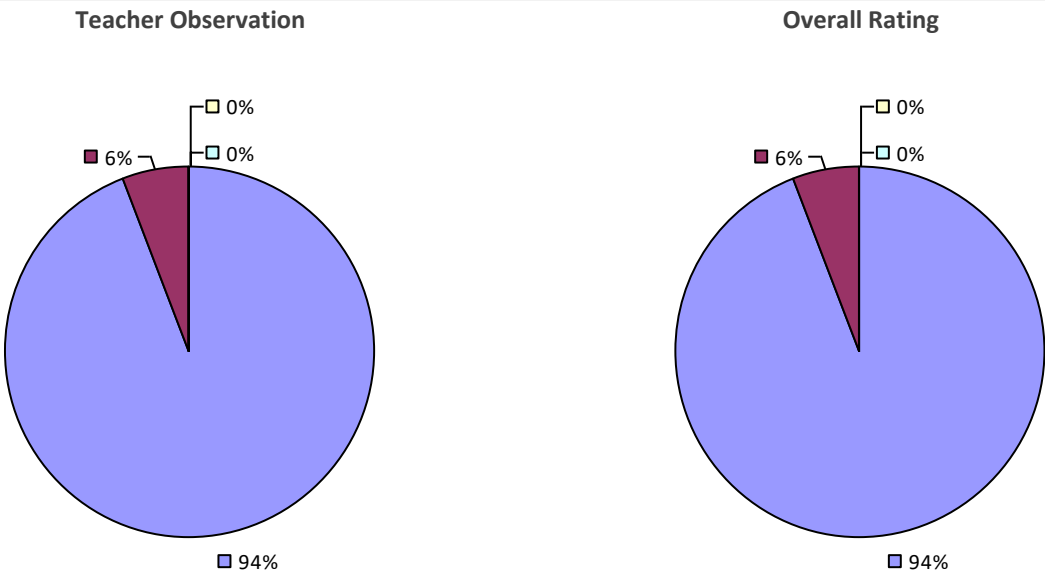


2022-23 PRINCIPAL EVALUATION RESULTS NOT SHOWN DUE TO SUPPRESSION*

* Data is suppressed if 100% of teachers/principals received the same rating or if the total teachers/principals in an LEA is less than five.

2022-23 TEACHER EVALUATION RESULTS

Student performance results not shown due to suppression*



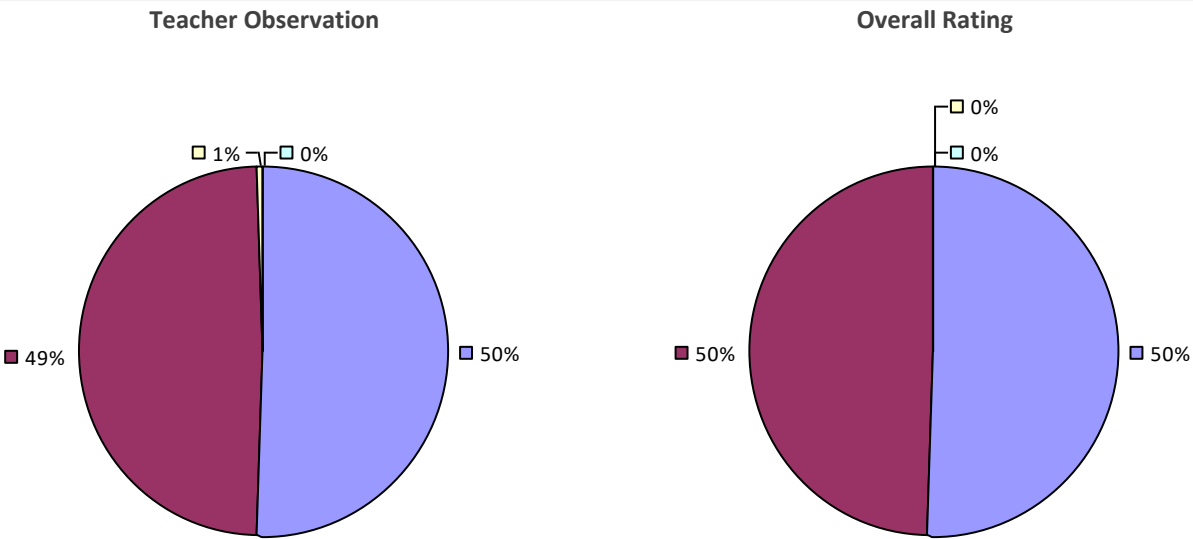
2022-23 PRINCIPAL EVALUATION RESULTS NOT SHOWN DUE TO SUPPRESSION*

* Data is suppressed if 100% of teachers/principals received the same rating or if the total teachers/principals in an LEA is less than five.

SCOTIA-GLENVILLE CSD

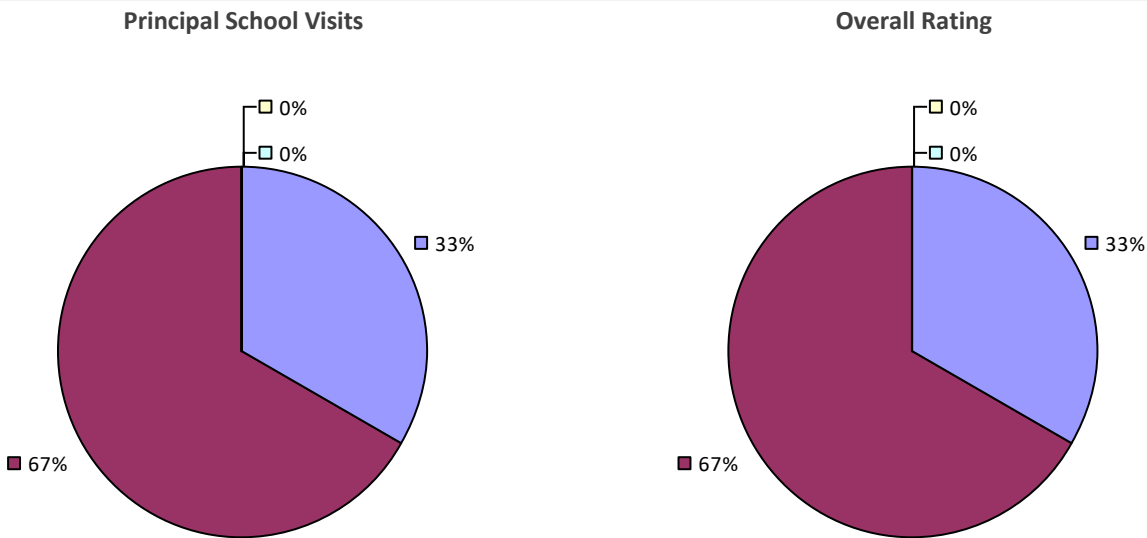
2022-23 TEACHER EVALUATION RESULTS

Student performance results not shown due to suppression*



2022-23 PRINCIPAL EVALUATION RESULTS

Student performance results not shown due to suppression*

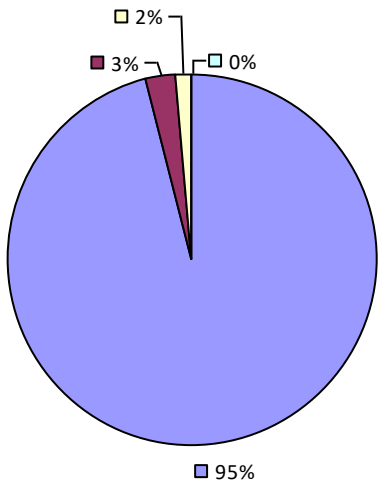


* Data is suppressed if 100% of teachers/principals received the same rating or if the total teachers/principals in an LEA is less than five.

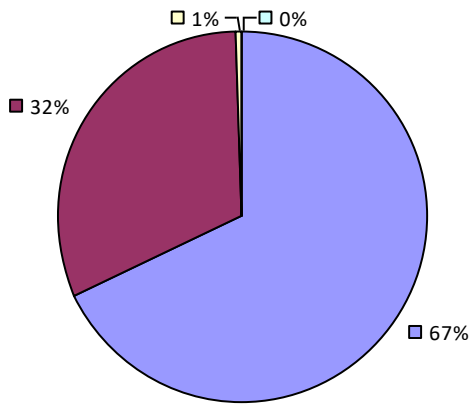
SEAFORD UFSD

2022-23 TEACHER EVALUATION RESULTS

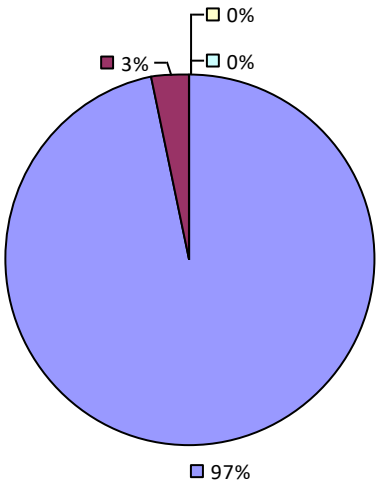
Student Performance



Teacher Observation



Overall Rating



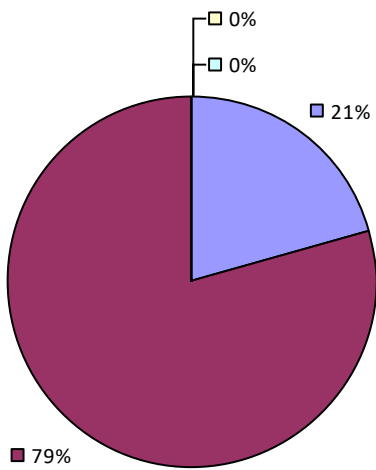
2022-23 PRINCIPAL EVALUATION RESULTS NOT SHOWN DUE TO SUPPRESSION*

* Data is suppressed if 100% of teachers/principals received the same rating or if the total teachers/principals in an LEA is less than five.

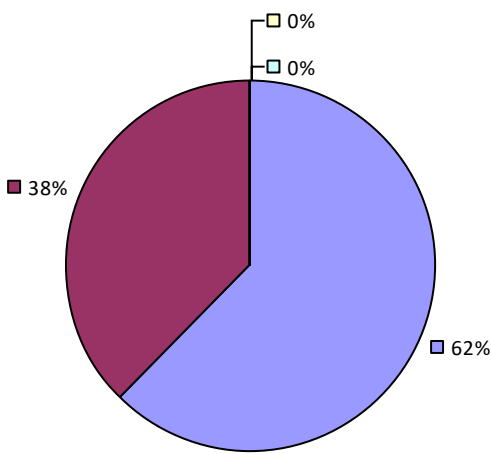
SENECA FALLS CSD

2022-23 TEACHER EVALUATION RESULTS

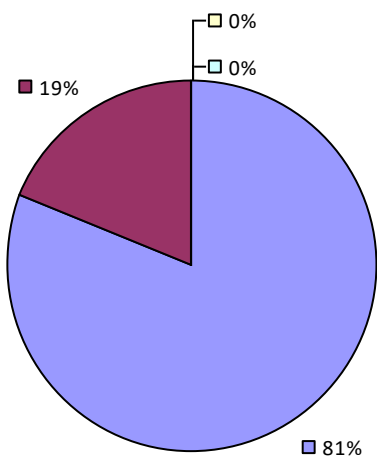
Student Performance



Teacher Observation



Overall Rating



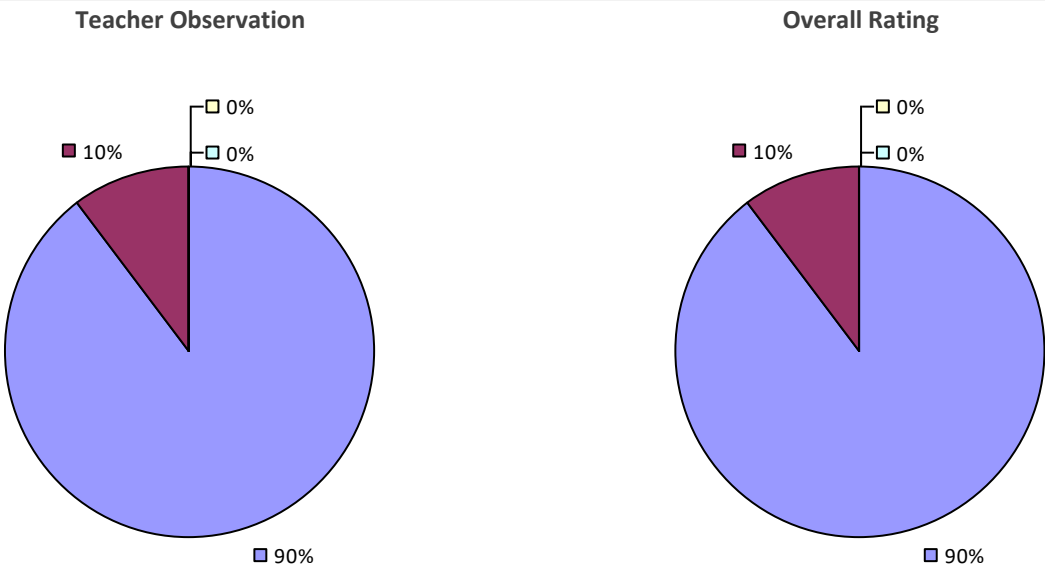
2022-23 PRINCIPAL EVALUATION RESULTS NOT SHOWN DUE TO SUPPRESSION*

* Data is suppressed if 100% of teachers/principals received the same rating or if the total teachers/principals in an LEA is less than five.

SHARON SPRINGS CSD

2022-23 TEACHER EVALUATION RESULTS

Student performance results not shown due to suppression*

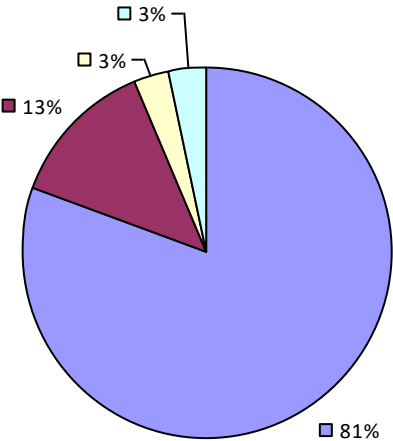


2022-23 PRINCIPAL EVALUATION RESULTS NOT SHOWN DUE TO SUPPRESSION*

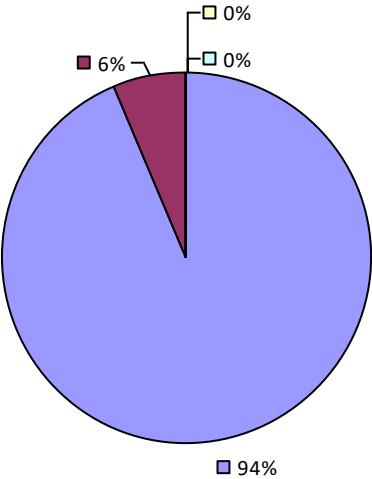
* Data is suppressed if 100% of teachers/principals received the same rating or if the total teachers/principals in an LEA is less than five.

SHELTER ISLAND UFSD
2022-23 TEACHER EVALUATION RESULTS

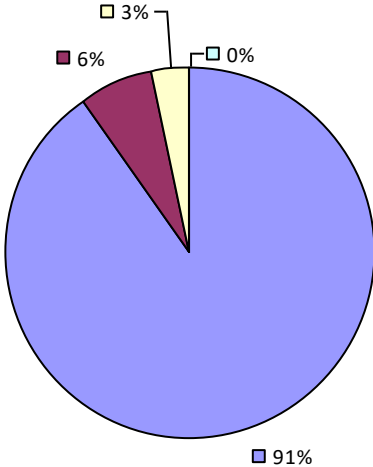
Student Performance



Teacher Observation



Overall Rating

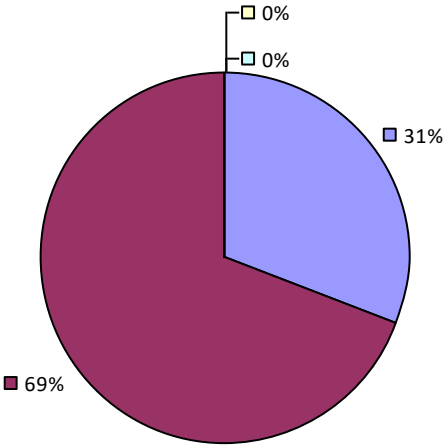


2022-23 PRINCIPAL EVALUATION RESULTS NOT SHOWN DUE TO SUPPRESSION*

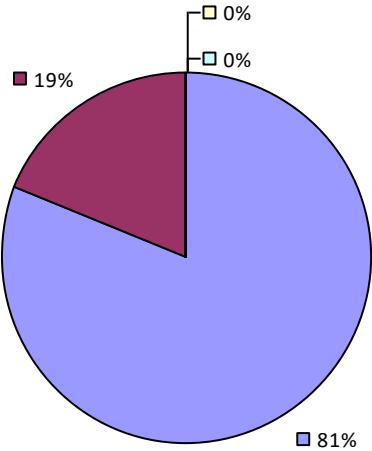
* Data is suppressed if 100% of teachers/principals received the same rating or if the total teachers/principals in an LEA is less than five.

SHENENDEHOWA CSD
2022-23 TEACHER EVALUATION RESULTS

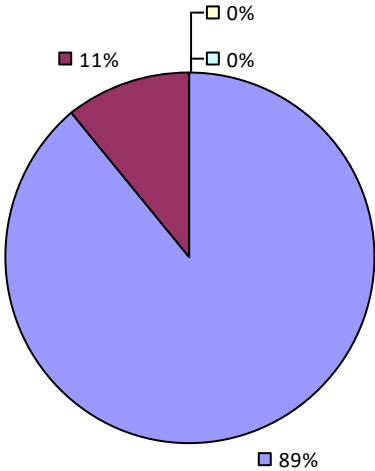
Student Performance



Teacher Observation

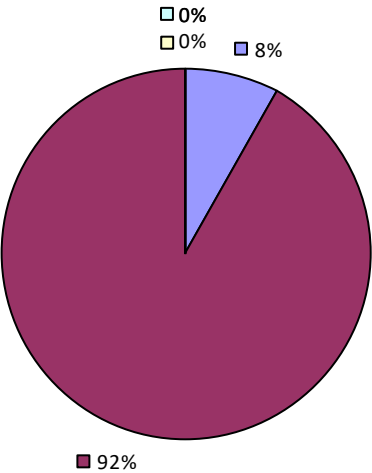


Overall Rating

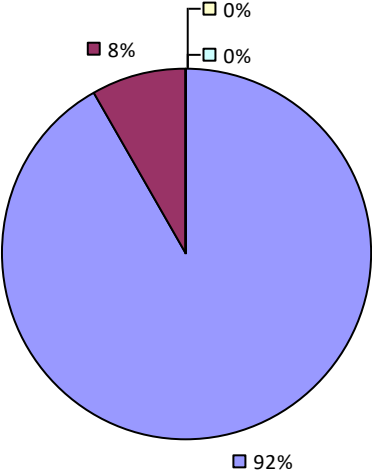


2022-23 PRINCIPAL EVALUATION RESULTS

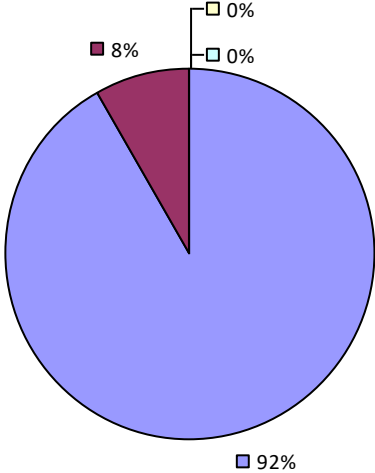
Student Performance



Principal School Visits



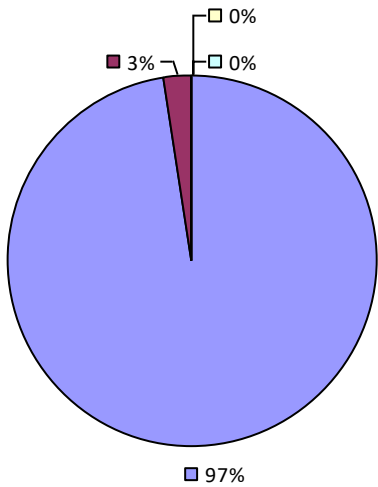
Overall Rating



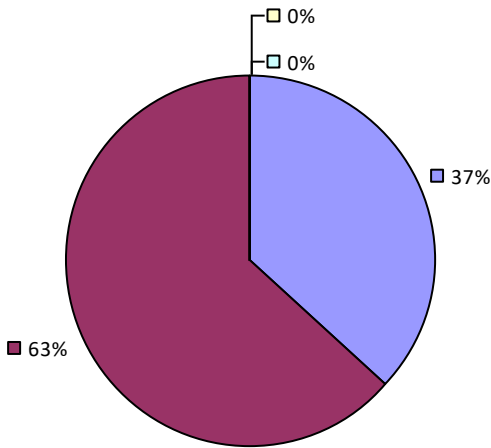
* Data is suppressed if 100% of teachers/principals received the same rating or if the total teachers/principals in an LEA is less than five.

SHERBURNE-EARLVILLE CSD
2022-23 TEACHER EVALUATION RESULTS

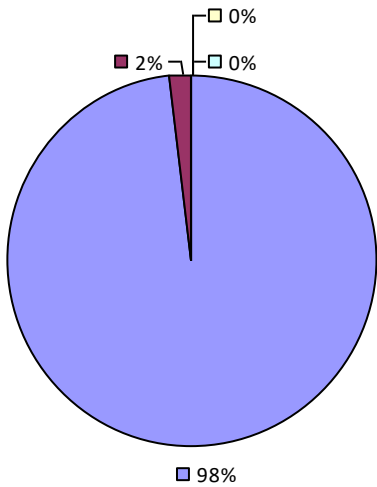
Student Performance



Teacher Observation



Overall Rating



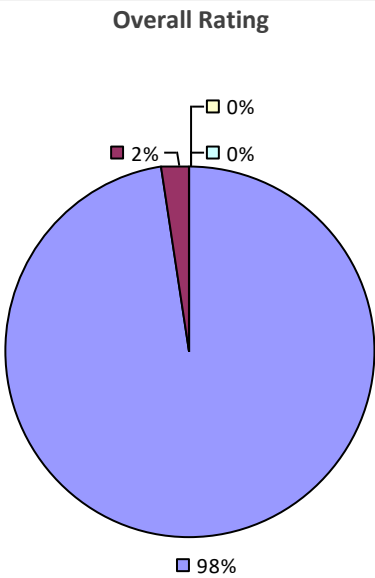
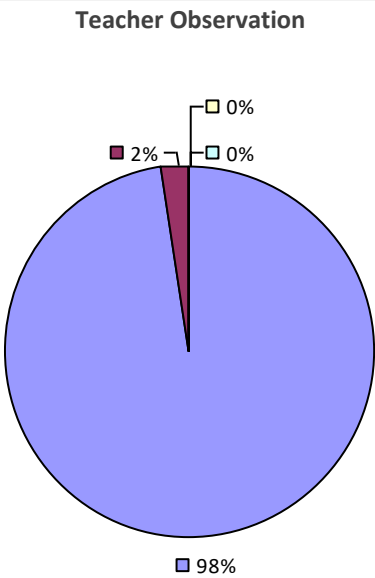
2022-23 PRINCIPAL EVALUATION RESULTS NOT SHOWN DUE TO SUPPRESSION*

* Data is suppressed if 100% of teachers/principals received the same rating or if the total teachers/principals in an LEA is less than five.

SHERMAN CSD

2022-23 TEACHER EVALUATION RESULTS

Student performance results not shown due to suppression*



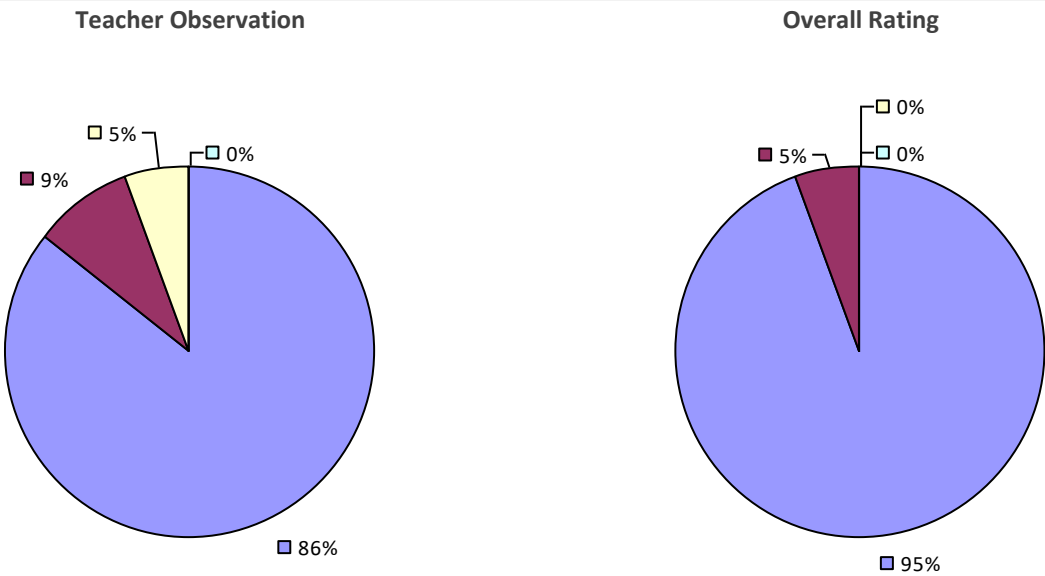
2022-23 PRINCIPAL EVALUATION RESULTS NOT SHOWN DUE TO SUPPRESSION*

* Data is suppressed if 100% of teachers/principals received the same rating or if the total teachers/principals in an LEA is less than five.

SHERRILL CITY SD

2022-23 TEACHER EVALUATION RESULTS

Student performance results not shown due to suppression*

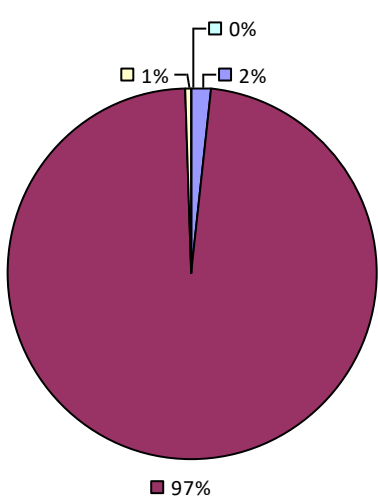


2022-23 PRINCIPAL EVALUATION RESULTS NOT SHOWN DUE TO SUPPRESSION*

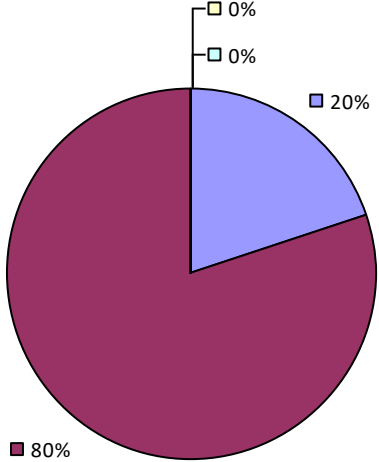
* Data is suppressed if 100% of teachers/principals received the same rating or if the total teachers/principals in an LEA is less than five.

SHOREHAM-WADING RIVER CSD
2022-23 TEACHER EVALUATION RESULTS

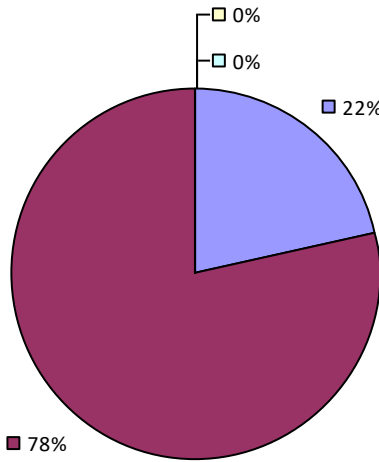
Student Performance



Teacher Observation



Overall Rating



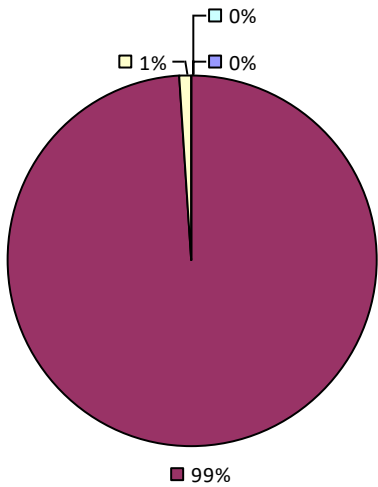
2022-23 PRINCIPAL EVALUATION RESULTS NOT SHOWN DUE TO SUPPRESSION*

* Data is suppressed if 100% of teachers/principals received the same rating or if the total teachers/principals in an LEA is less than five.

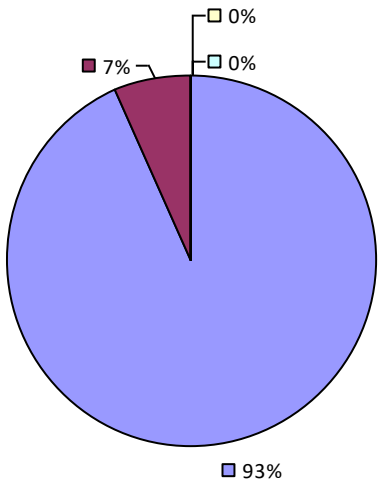
SIDNEY CSD

2022-23 TEACHER EVALUATION RESULTS

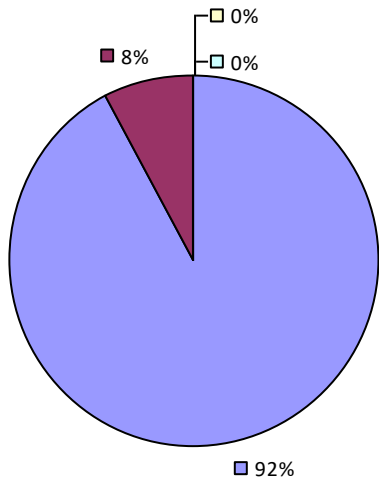
Student Performance



Teacher Observation



Overall Rating



2022-23 PRINCIPAL EVALUATION RESULTS NOT SHOWN DUE TO SUPPRESSION*

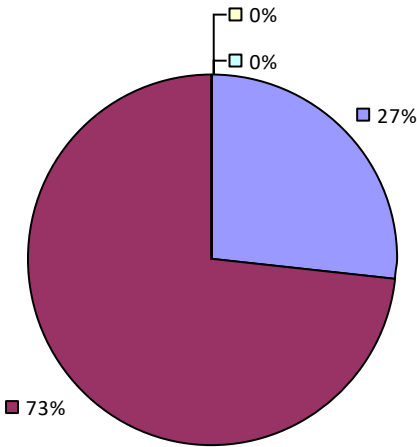
* Data is suppressed if 100% of teachers/principals received the same rating or if the total teachers/principals in an LEA is less than five.

SILVER CREEK CSD

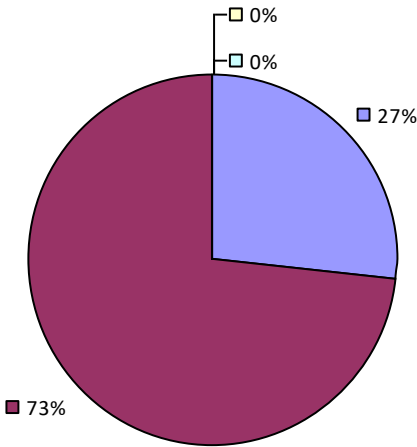
2022-23 TEACHER EVALUATION RESULTS

Student performance results not shown due to suppression*

Teacher Observation



Overall Rating



2022-23 PRINCIPAL EVALUATION RESULTS NOT SHOWN DUE TO SUPPRESSION*

* Data is suppressed if 100% of teachers/principals received the same rating or if the total teachers/principals in an LEA is less than five.

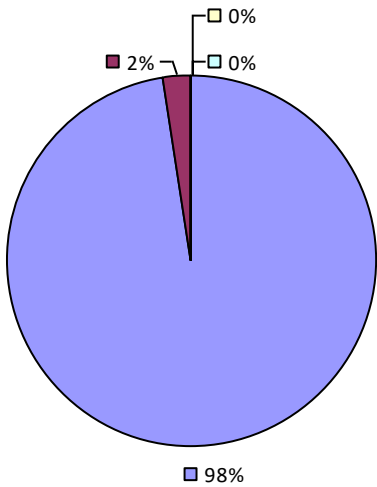
SKANEATELES CSD

2022-23 TEACHER EVALUATION RESULTS

Student performance results not shown due to suppression*

Teacher Observation

Overall results not shown due to suppression*

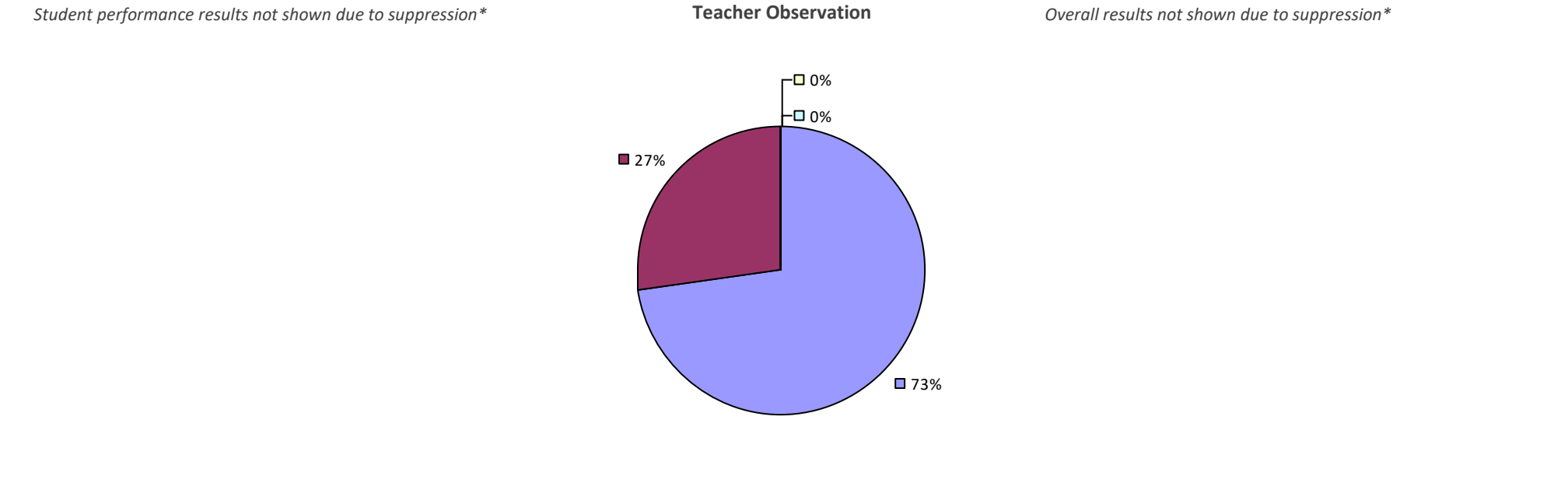


2022-23 PRINCIPAL EVALUATION RESULTS NOT SHOWN DUE TO SUPPRESSION*

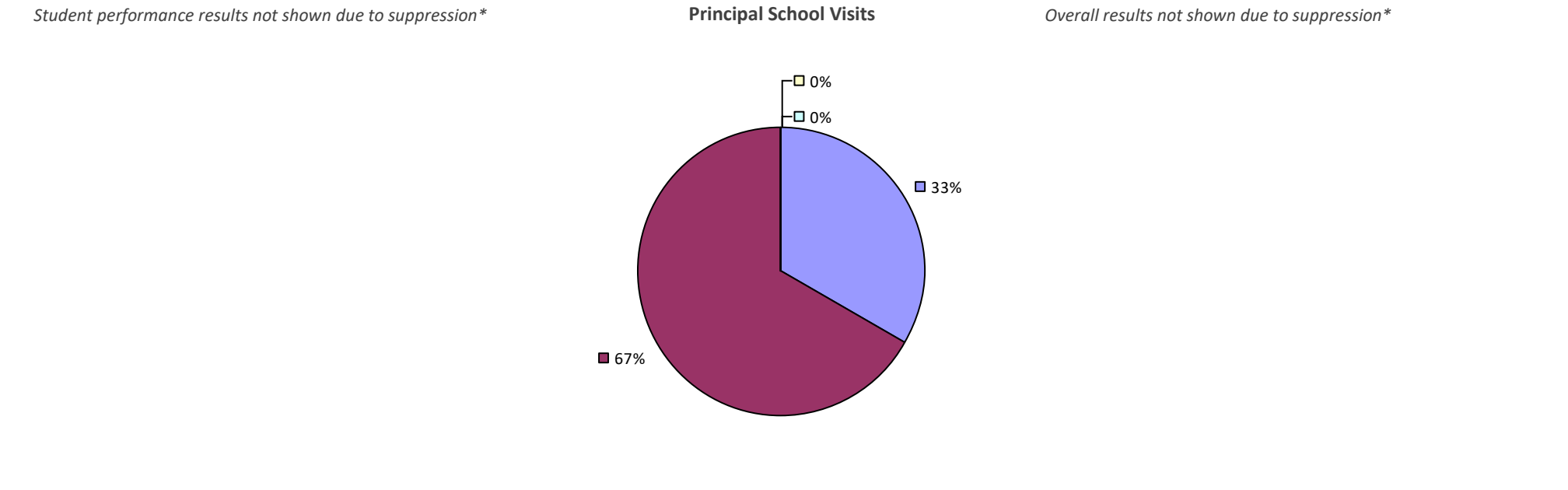
* Data is suppressed if 100% of teachers/principals received the same rating or if the total teachers/principals in an LEA is less than five.

SMITHTOWN CSD

2022-23 TEACHER EVALUATION RESULTS



2022-23 PRINCIPAL EVALUATION RESULTS

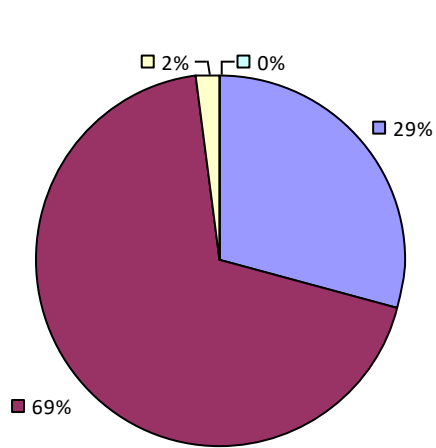


* Data is suppressed if 100% of teachers/principals received the same rating or if the total teachers/principals in an LEA is less than five.

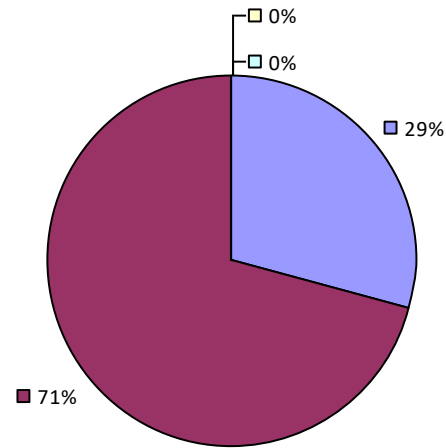
2022-23 TEACHER EVALUATION RESULTS

Student performance results not shown due to suppression*

Teacher Observation



Overall Rating



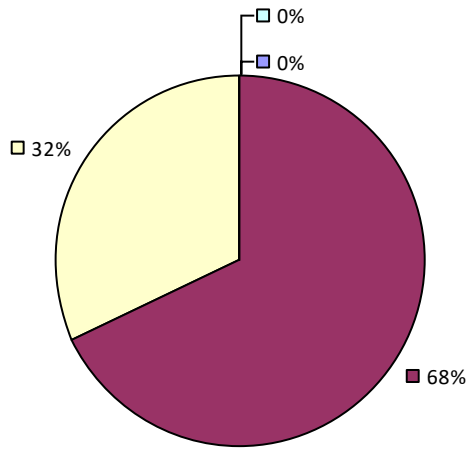
2022-23 PRINCIPAL EVALUATION RESULTS NOT SHOWN DUE TO SUPPRESSION*

* Data is suppressed if 100% of teachers/principals received the same rating or if the total teachers/principals in an LEA is less than five.

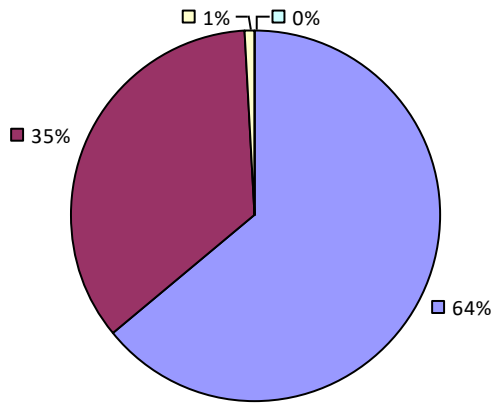
SOLVAY UFSD

2022-23 TEACHER EVALUATION RESULTS

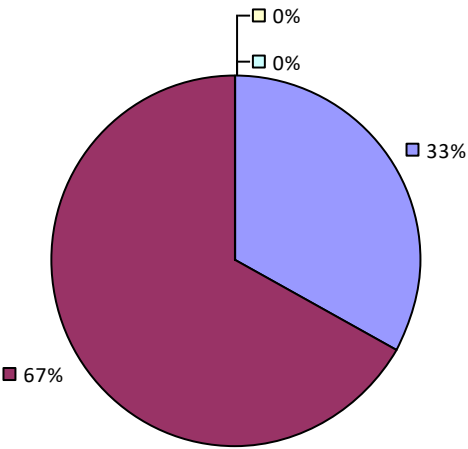
Student Performance



Teacher Observation



Overall Rating



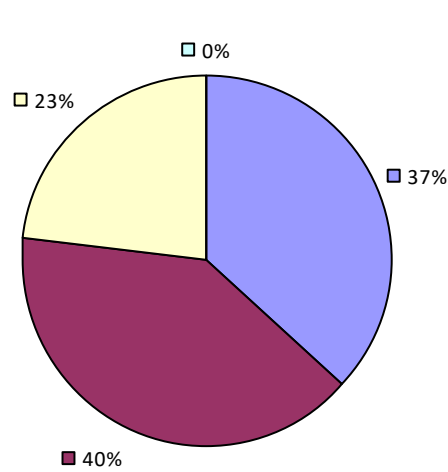
2022-23 PRINCIPAL EVALUATION RESULTS NOT SHOWN DUE TO SUPPRESSION*

* Data is suppressed if 100% of teachers/principals received the same rating or if the total teachers/principals in an LEA is less than five.

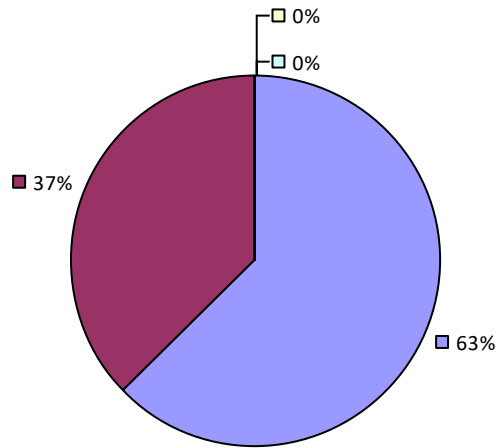
SOMERS CSD

2022-23 TEACHER EVALUATION RESULTS

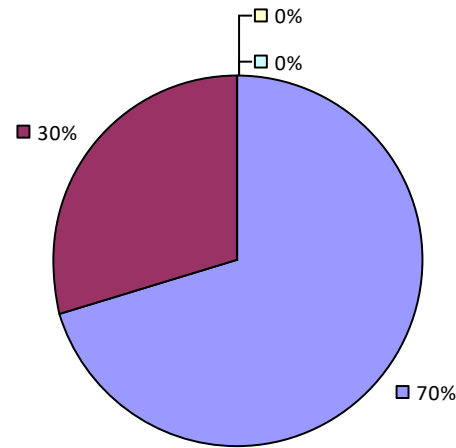
Student Performance



Teacher Observation



Overall Rating



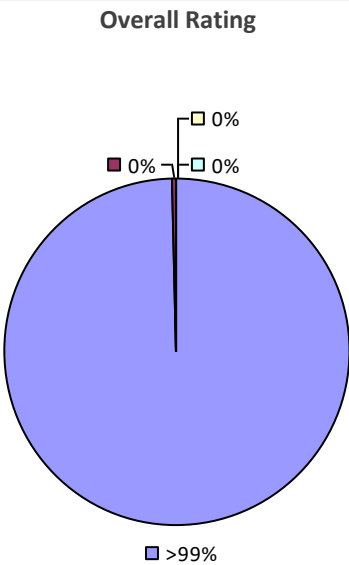
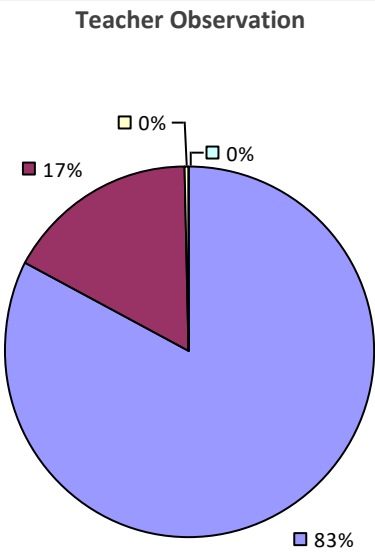
2022-23 PRINCIPAL EVALUATION RESULTS NOT SHOWN DUE TO SUPPRESSION*

* Data is suppressed if 100% of teachers/principals received the same rating or if the total teachers/principals in an LEA is less than five.

SOUTH COLONIE CSD

2022-23 TEACHER EVALUATION RESULTS

Student performance results not shown due to suppression*

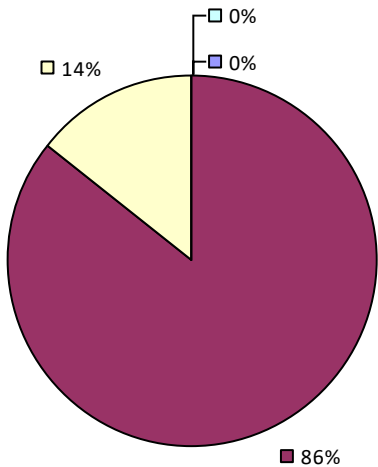


2022-23 PRINCIPAL EVALUATION RESULTS NOT SHOWN DUE TO SUPPRESSION*

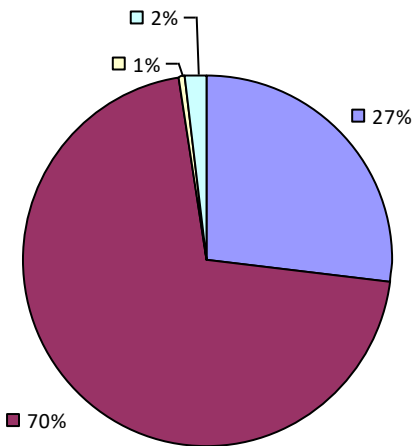
* Data is suppressed if 100% of teachers/principals received the same rating or if the total teachers/principals in an LEA is less than five.

SOUTH COUNTRY CSD
2022-23 TEACHER EVALUATION RESULTS

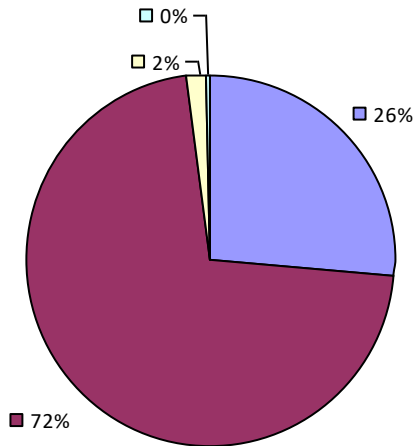
Student Performance



Teacher Observation

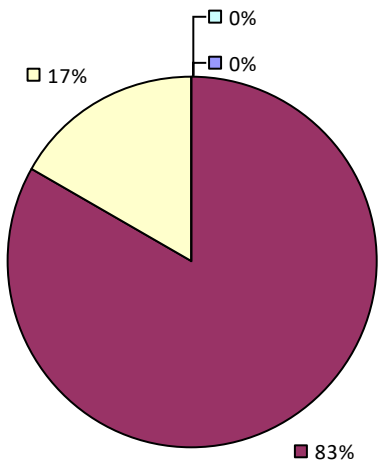


Overall Rating

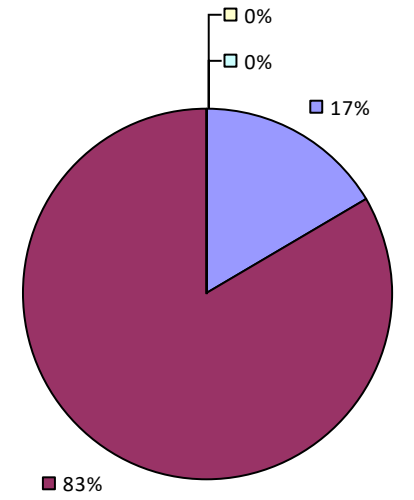


2022-23 PRINCIPAL EVALUATION RESULTS

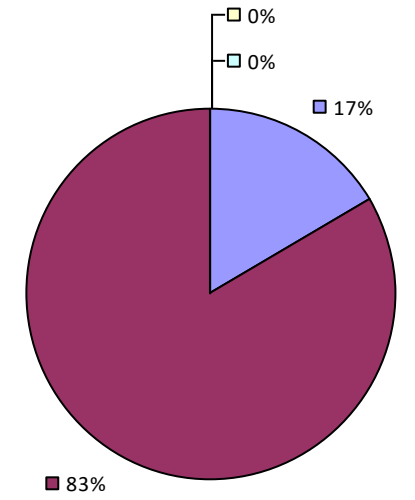
Student Performance



Principal School Visits



Overall Rating

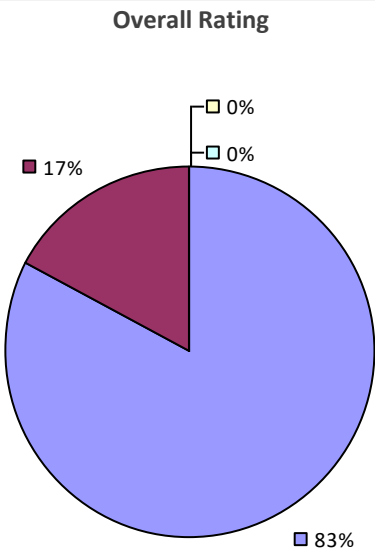
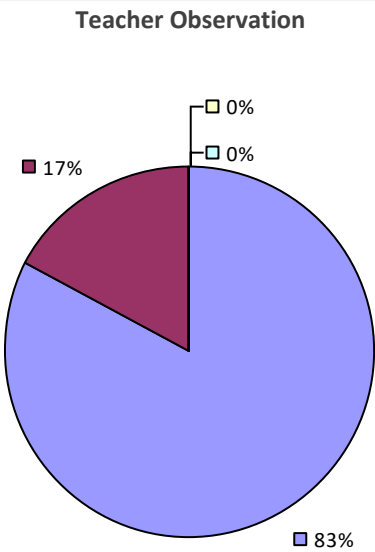


* Data is suppressed if 100% of teachers/principals received the same rating or if the total teachers/principals in an LEA is less than five.

SOUTH GLENS FALLS CSD

2022-23 TEACHER EVALUATION RESULTS

Student performance results not shown due to suppression*



2022-23 PRINCIPAL EVALUATION RESULTS NOT SHOWN DUE TO SUPPRESSION*

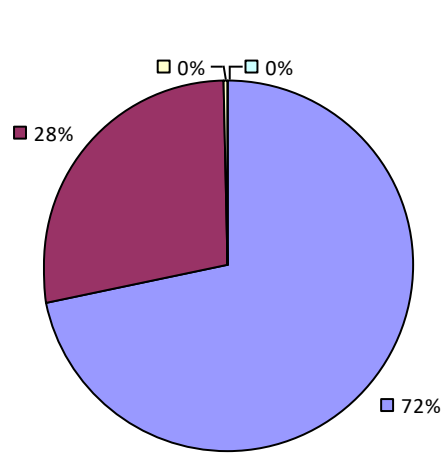
* Data is suppressed if 100% of teachers/principals received the same rating or if the total teachers/principals in an LEA is less than five.

SOUTH HUNTINGTON UFSD

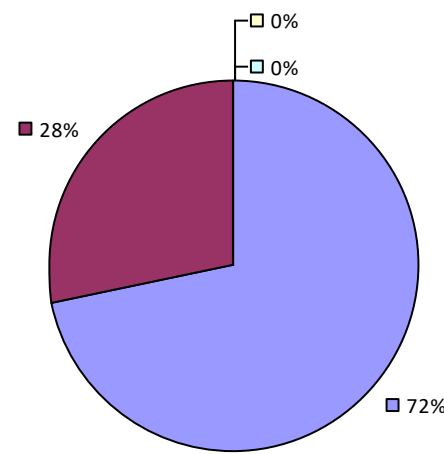
2022-23 TEACHER EVALUATION RESULTS

Student performance results not shown due to suppression*

Teacher Observation



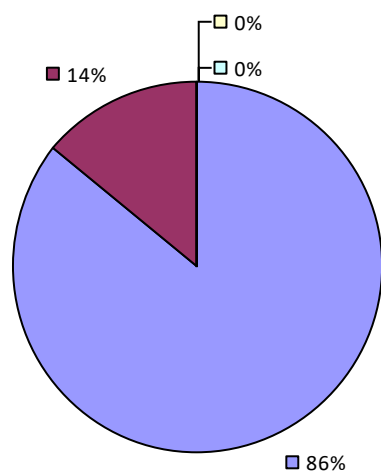
Overall Rating



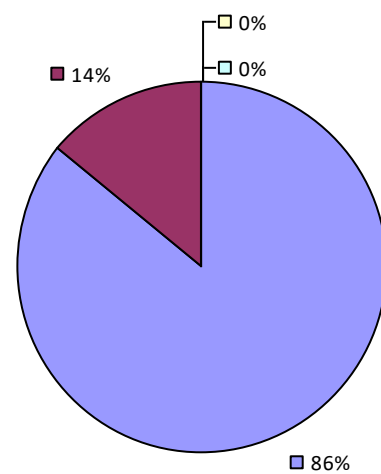
2022-23 PRINCIPAL EVALUATION RESULTS

Student performance results not shown due to suppression*

Principal School Visits



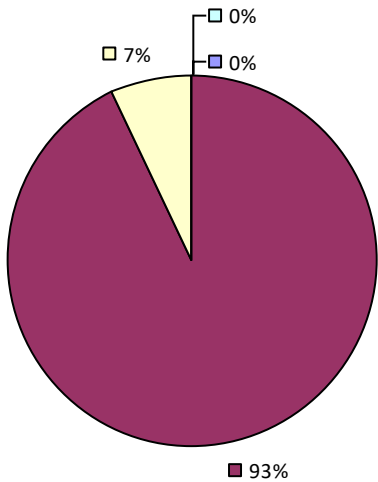
Overall Rating



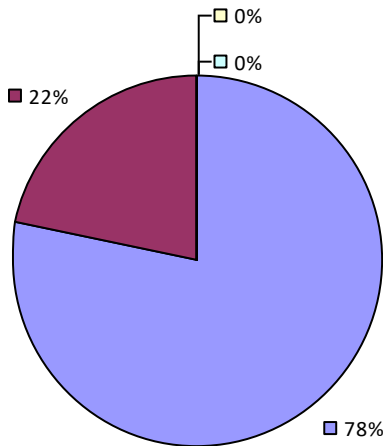
* Data is suppressed if 100% of teachers/principals received the same rating or if the total teachers/principals in an LEA is less than five.

SOUTH JEFFERSON CSD
2022-23 TEACHER EVALUATION RESULTS

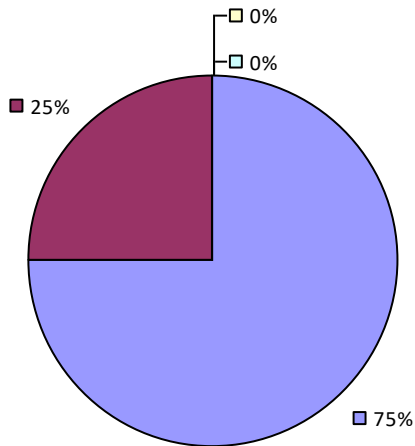
Student Performance



Teacher Observation



Overall Rating



2022-23 PRINCIPAL EVALUATION RESULTS NOT SHOWN DUE TO SUPPRESSION*

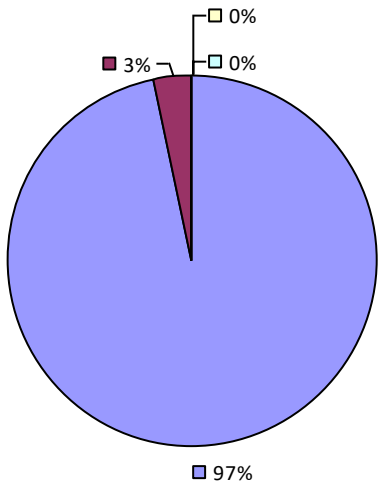
* Data is suppressed if 100% of teachers/principals received the same rating or if the total teachers/principals in an LEA is less than five.

SOUTH KORTRIGHT CSD
2022-23 TEACHER EVALUATION RESULTS

Student Performance

Teacher observation results not shown due to suppression*

Overall results not shown due to suppression*



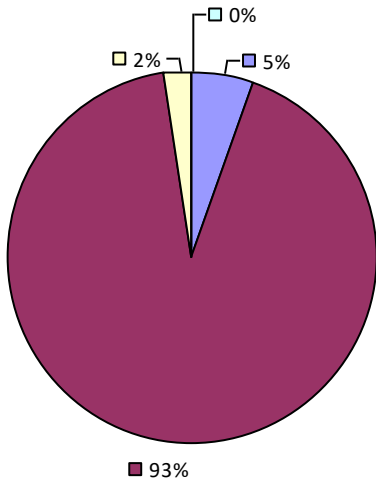
2022-23 PRINCIPAL EVALUATION RESULTS NOT SHOWN DUE TO SUPPRESSION*

* Data is suppressed if 100% of teachers/principals received the same rating or if the total teachers/principals in an LEA is less than five.

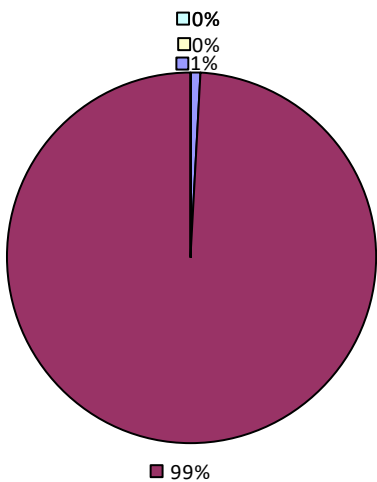
SOUTH LEWIS CSD

2022-23 TEACHER EVALUATION RESULTS

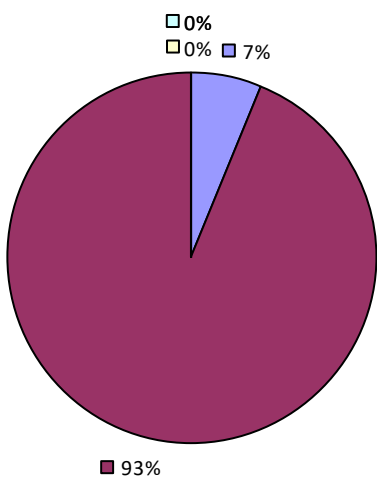
Student Performance



Teacher Observation



Overall Rating



2022-23 PRINCIPAL EVALUATION RESULTS NOT SHOWN DUE TO SUPPRESSION*

* Data is suppressed if 100% of teachers/principals received the same rating or if the total teachers/principals in an LEA is less than five.

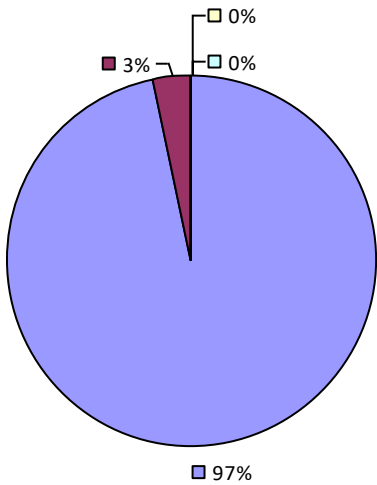
SOUTH ORANGETOWN CSD

2022-23 TEACHER EVALUATION RESULTS

Student performance results not shown due to suppression*

Teacher Observation

Overall results not shown due to suppression*



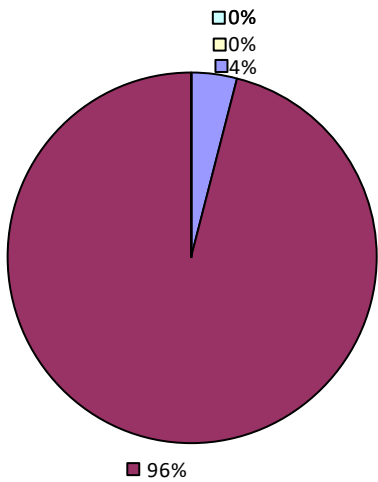
2022-23 PRINCIPAL EVALUATION RESULTS NOT SHOWN DUE TO SUPPRESSION*

* Data is suppressed if 100% of teachers/principals received the same rating or if the total teachers/principals in an LEA is less than five.

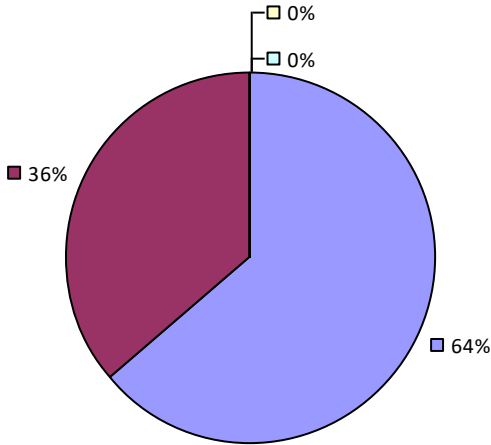
SOUTH SENECA CSD

2022-23 TEACHER EVALUATION RESULTS

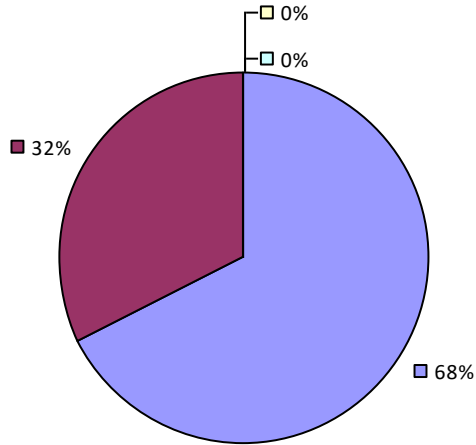
Student Performance



Teacher Observation



Overall Rating

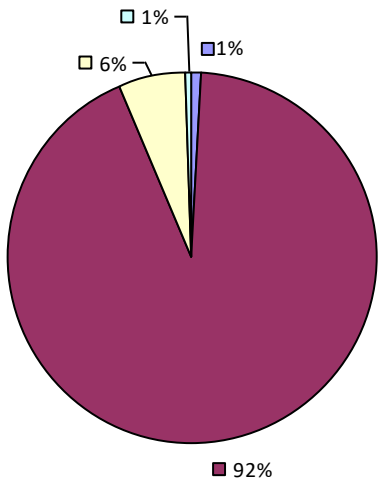


2022-23 PRINCIPAL EVALUATION RESULTS NOT SHOWN DUE TO SUPPRESSION*

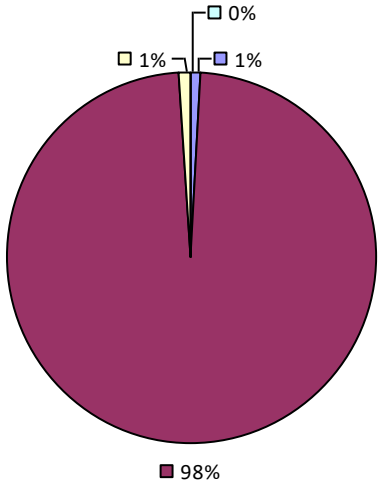
* Data is suppressed if 100% of teachers/principals received the same rating or if the total teachers/principals in an LEA is less than five.

SOUTHAMPTON UFSD
2022-23 TEACHER EVALUATION RESULTS

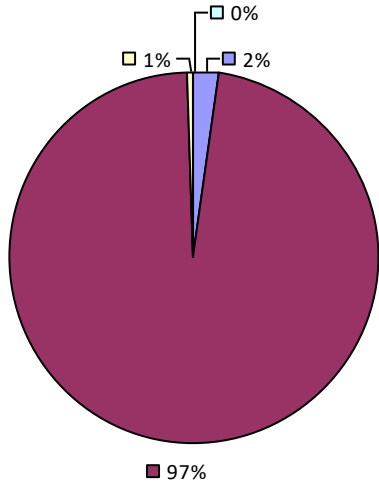
Student Performance



Teacher Observation



Overall Rating



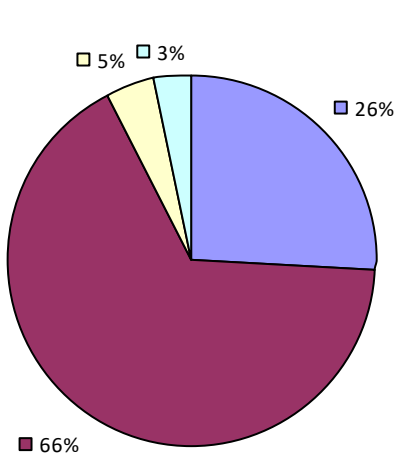
2022-23 PRINCIPAL EVALUATION RESULTS NOT SHOWN DUE TO SUPPRESSION*

* Data is suppressed if 100% of teachers/principals received the same rating or if the total teachers/principals in an LEA is less than five.

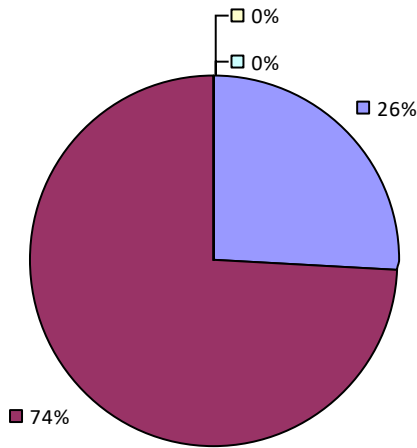
SOUTHERN CAYUGA CSD

2022-23 TEACHER EVALUATION RESULTS

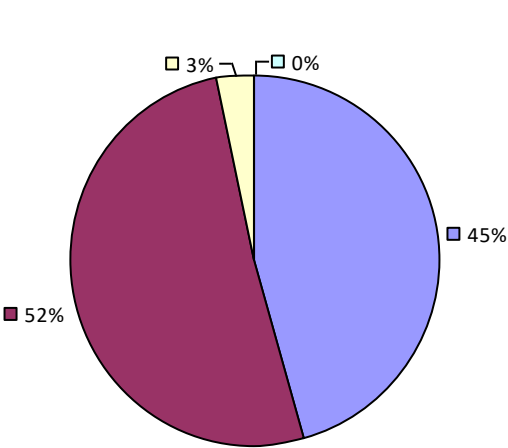
Student Performance



Teacher Observation



Overall Rating



2022-23 PRINCIPAL EVALUATION RESULTS NOT SHOWN DUE TO SUPPRESSION*

* Data is suppressed if 100% of teachers/principals received the same rating or if the total teachers/principals in an LEA is less than five.

SOUTHOLD UFSD

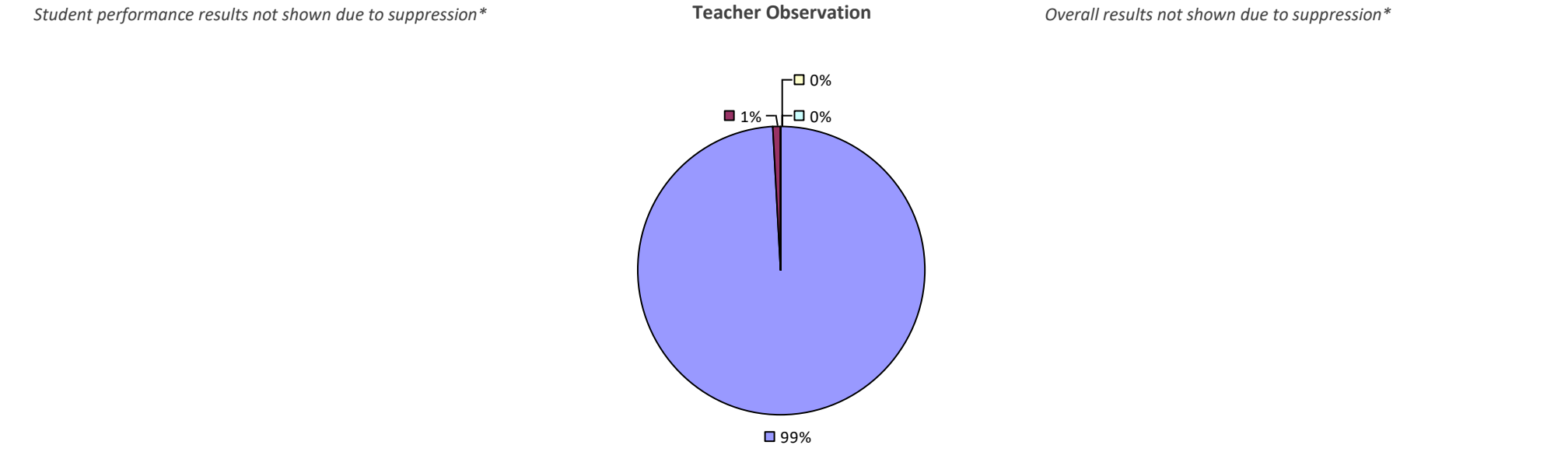
*2022-23 TEACHER EVALUATION RESULTS NOT SHOWN DUE TO SUPPRESSION**

*2022-23 PRINCIPAL EVALUATION RESULTS NOT SHOWN DUE TO SUPPRESSION**

** Data is suppressed if 100% of teachers/principals received the same rating or if the total teachers/principals in an LEA is less than five.*

SOUTHWESTERN CSD AT JAMESTOWN

2022-23 TEACHER EVALUATION RESULTS



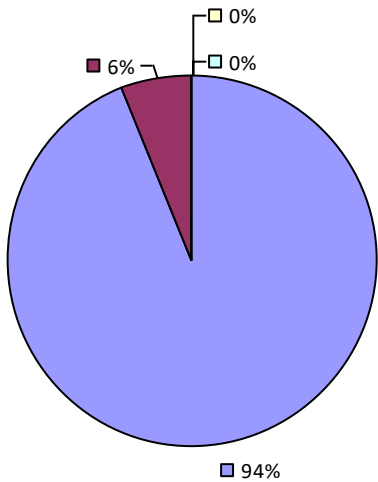
2022-23 PRINCIPAL EVALUATION RESULTS NOT SHOWN DUE TO SUPPRESSION*

* Data is suppressed if 100% of teachers/principals received the same rating or if the total teachers/principals in an LEA is less than five.

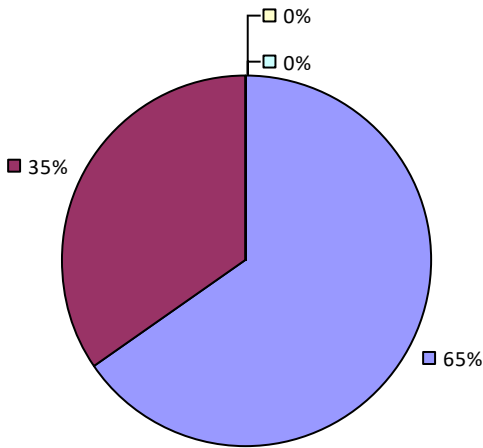
SPACKENKILL UFSD

2022-23 TEACHER EVALUATION RESULTS

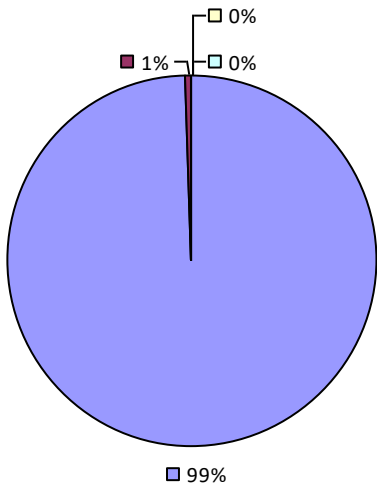
Student Performance



Teacher Observation



Overall Rating



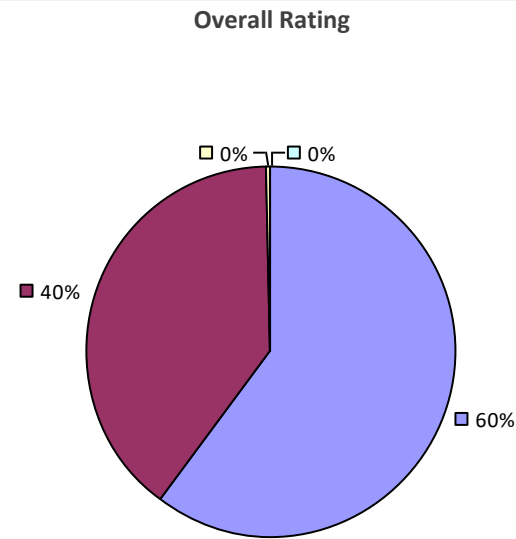
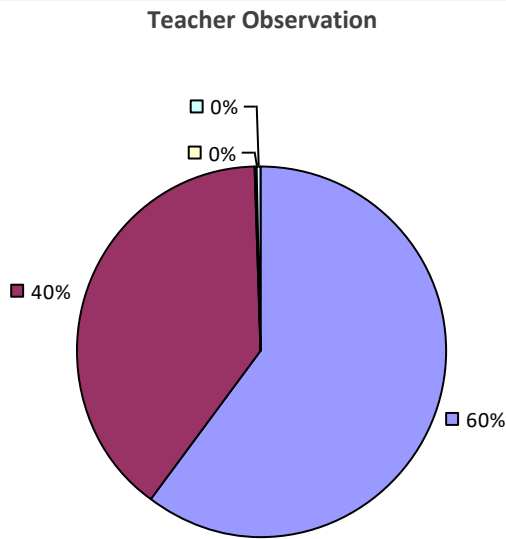
2022-23 PRINCIPAL EVALUATION RESULTS NOT SHOWN DUE TO SUPPRESSION*

* Data is suppressed if 100% of teachers/principals received the same rating or if the total teachers/principals in an LEA is less than five.

SPENCERPORT CSD

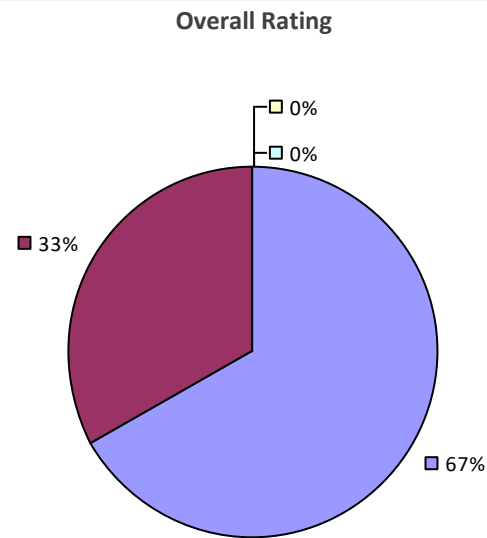
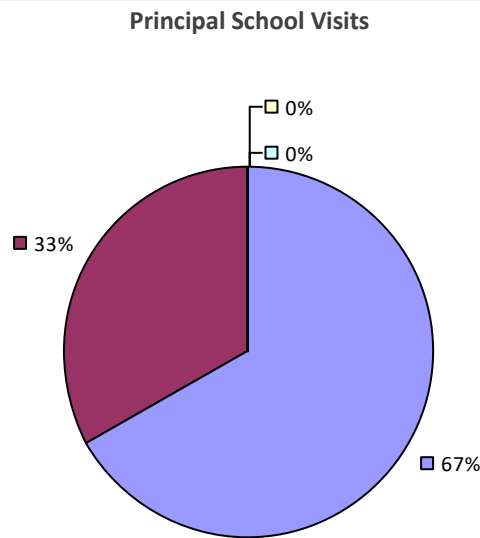
2022-23 TEACHER EVALUATION RESULTS

Student performance results not shown due to suppression*



2022-23 PRINCIPAL EVALUATION RESULTS

Student performance results not shown due to suppression*

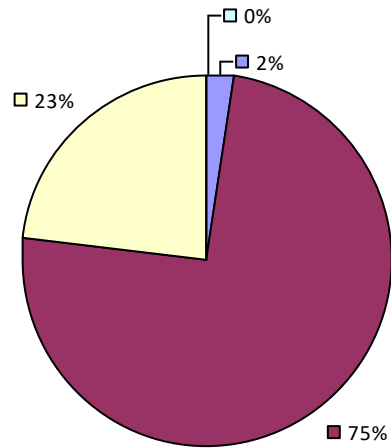


* Data is suppressed if 100% of teachers/principals received the same rating or if the total teachers/principals in an LEA is less than five.

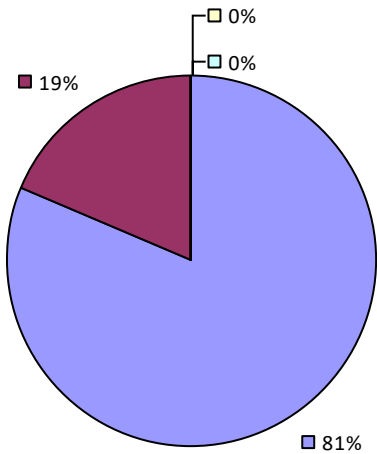
SPENCER-VAN ETTEN CSD

2022-23 TEACHER EVALUATION RESULTS

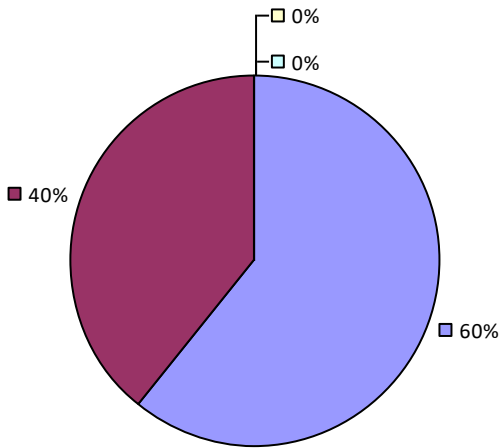
Student Performance



Teacher Observation



Overall Rating



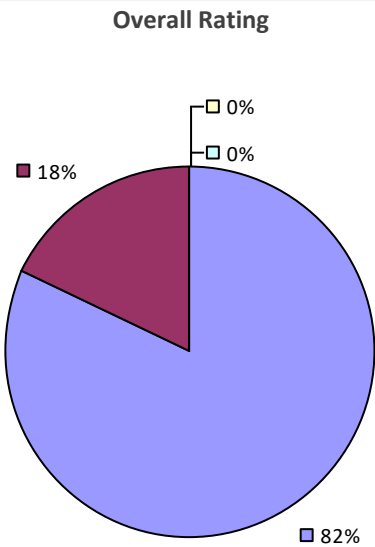
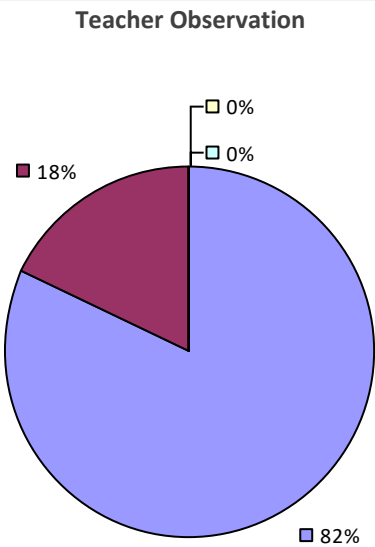
2022-23 PRINCIPAL EVALUATION RESULTS NOT SHOWN DUE TO SUPPRESSION*

* Data is suppressed if 100% of teachers/principals received the same rating or if the total teachers/principals in an LEA is less than five.

SPRINGS UFSD

2022-23 TEACHER EVALUATION RESULTS

Student performance results not shown due to suppression*

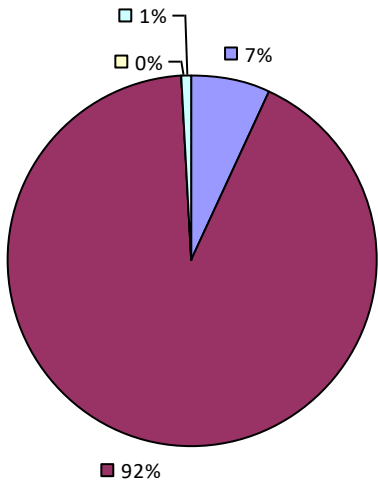


2022-23 PRINCIPAL EVALUATION RESULTS NOT SUBMITTED

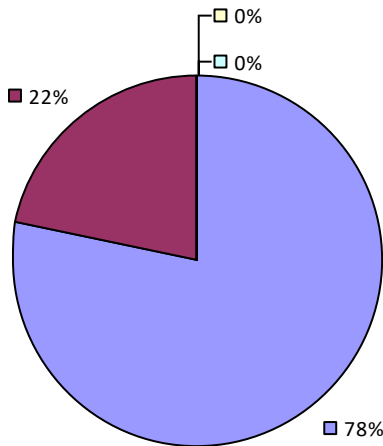
* Data is suppressed if 100% of teachers/principals received the same rating or if the total teachers/principals in an LEA is less than five.

SPRINGVILLE-GRIFFITH INST CSD
2022-23 TEACHER EVALUATION RESULTS

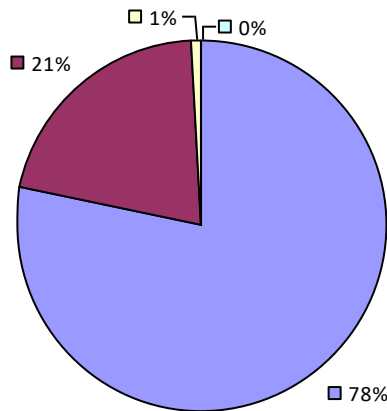
Student Performance



Teacher Observation



Overall Rating



2022-23 PRINCIPAL EVALUATION RESULTS NOT SHOWN DUE TO SUPPRESSION*

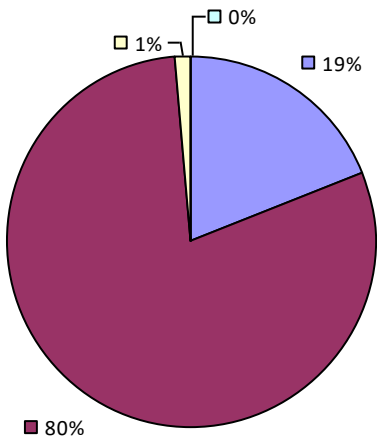
* Data is suppressed if 100% of teachers/principals received the same rating or if the total teachers/principals in an LEA is less than five.

ST LAWRENCE-LEWIS BOCES

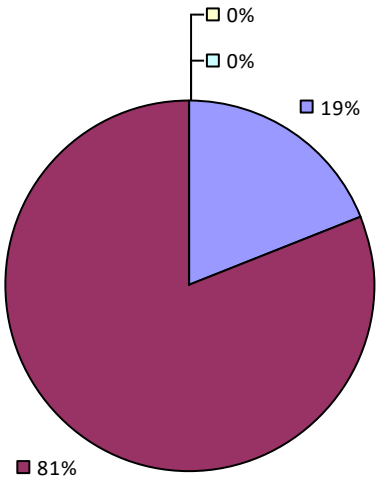
2022-23 TEACHER EVALUATION RESULTS

Student performance results not shown due to suppression*

Teacher Observation



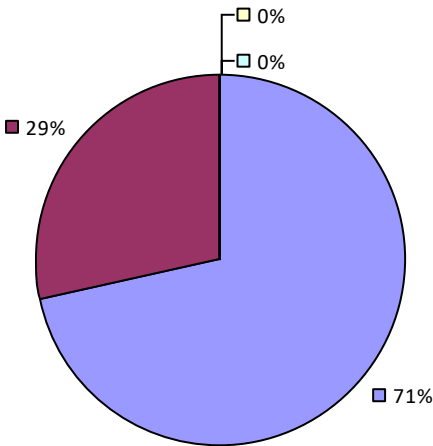
Overall Rating



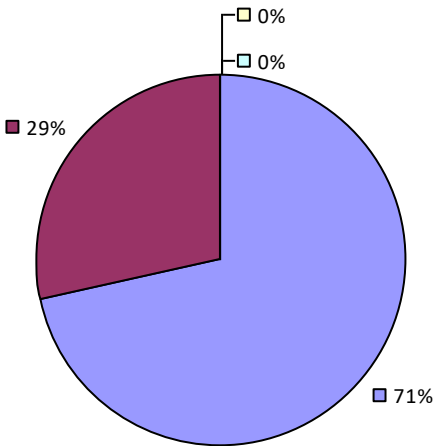
2022-23 PRINCIPAL EVALUATION RESULTS

Student performance results not shown due to suppression*

Principal School Visits



Overall Rating

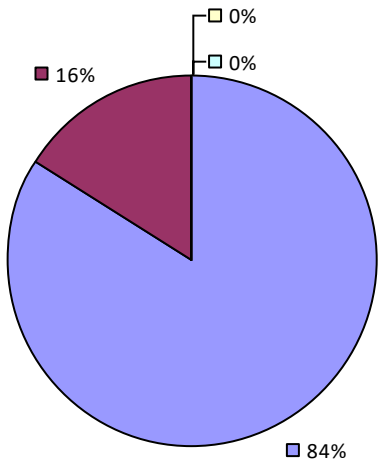


* Data is suppressed if 100% of teachers/principals received the same rating or if the total teachers/principals in an LEA is less than five.

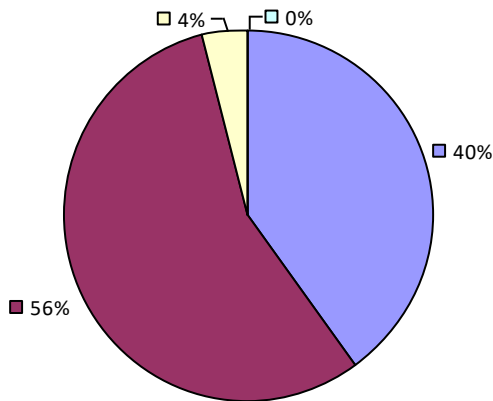
ST REGIS FALLS CSD

2022-23 TEACHER EVALUATION RESULTS

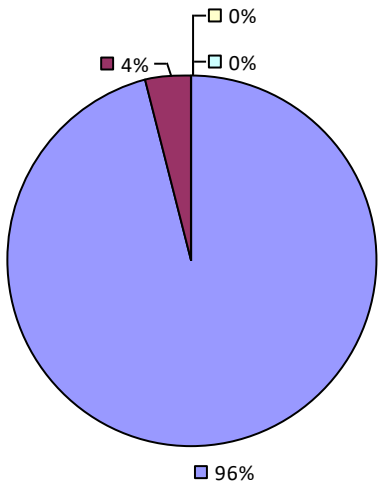
Student Performance



Teacher Observation



Overall Rating



2022-23 PRINCIPAL EVALUATION RESULTS NOT SHOWN DUE TO SUPPRESSION*

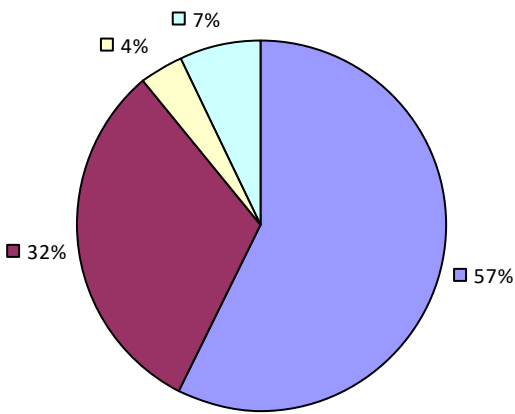
* Data is suppressed if 100% of teachers/principals received the same rating or if the total teachers/principals in an LEA is less than five.

STAMFORD CSD

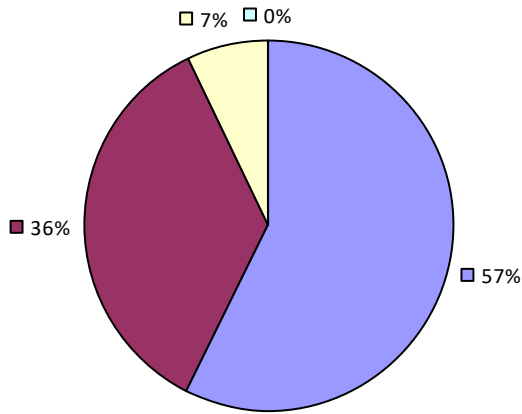
2022-23 TEACHER EVALUATION RESULTS

Student performance results not shown due to suppression*

Teacher Observation



Overall Rating

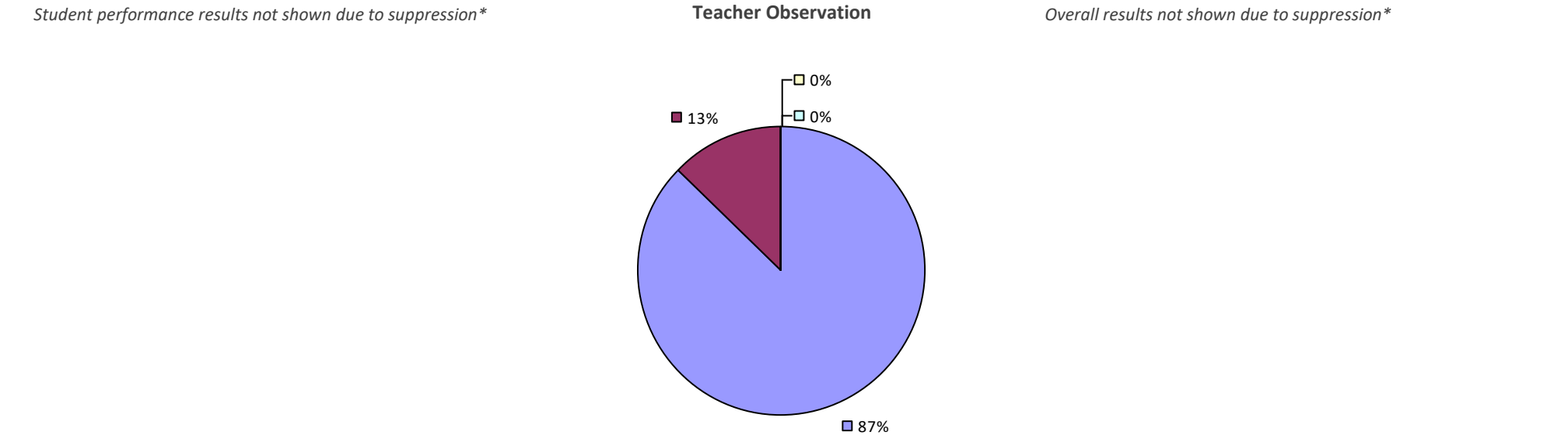


2022-23 PRINCIPAL EVALUATION RESULTS NOT SHOWN DUE TO SUPPRESSION*

* Data is suppressed if 100% of teachers/principals received the same rating or if the total teachers/principals in an LEA is less than five.

STARPOINT CSD

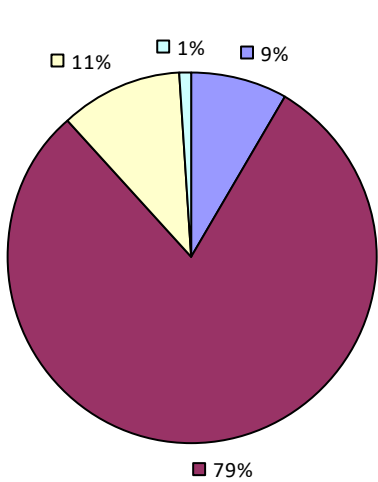
2022-23 TEACHER EVALUATION RESULTS



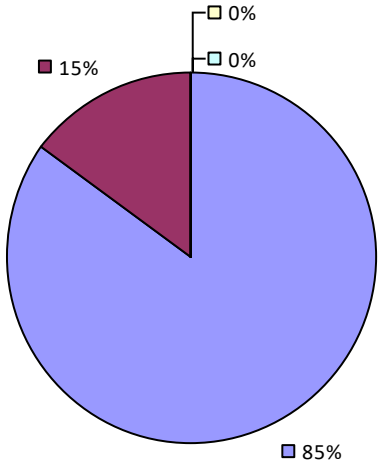
2022-23 PRINCIPAL EVALUATION RESULTS NOT SHOWN DUE TO SUPPRESSION*

STILLWATER CSD

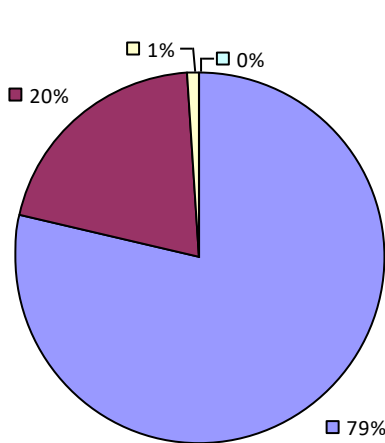
Student Performance



Teacher Observation



Overall Rating

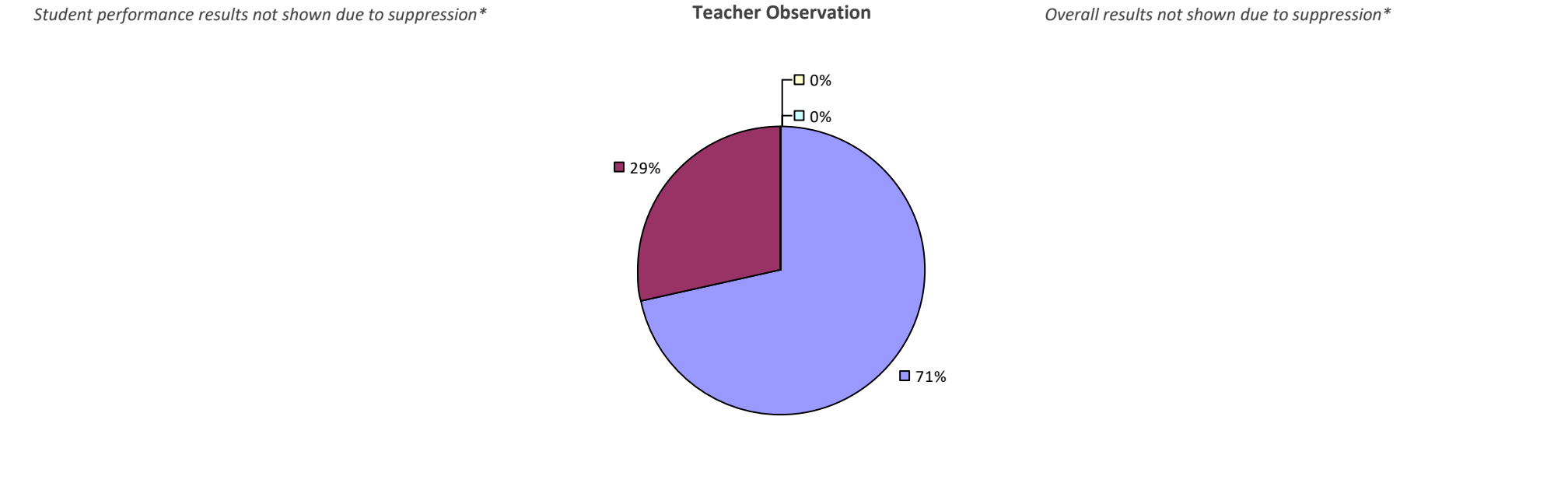


2022-23 PRINCIPAL EVALUATION RESULTS NOT SHOWN DUE TO SUPPRESSION*

* Data is suppressed if 100% of teachers/principals received the same rating or if the total teachers/principals in an LEA is less than five.

STOCKBRIDGE VALLEY CSD

2022-23 TEACHER EVALUATION RESULTS



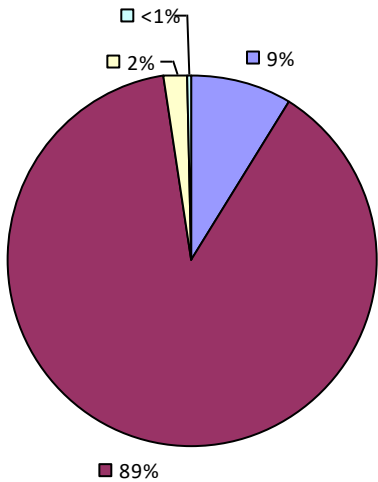
2022-23 PRINCIPAL EVALUATION RESULTS NOT SHOWN DUE TO SUPPRESSION*

* Data is suppressed if 100% of teachers/principals received the same rating or if the total teachers/principals in an LEA is less than five.

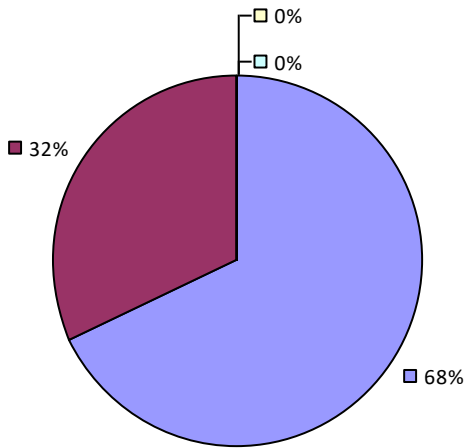
SUFFERN CSD

2022-23 TEACHER EVALUATION RESULTS

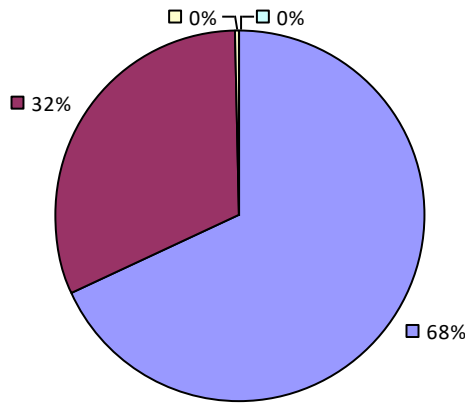
Student Performance



Teacher Observation



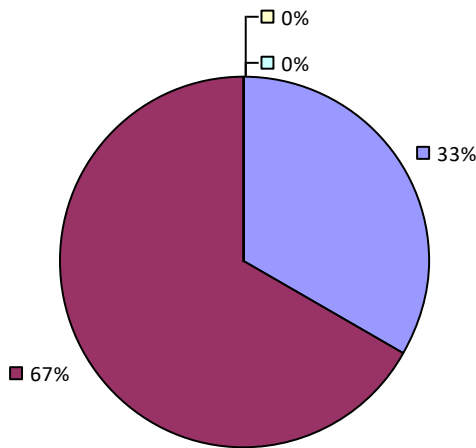
Overall Rating



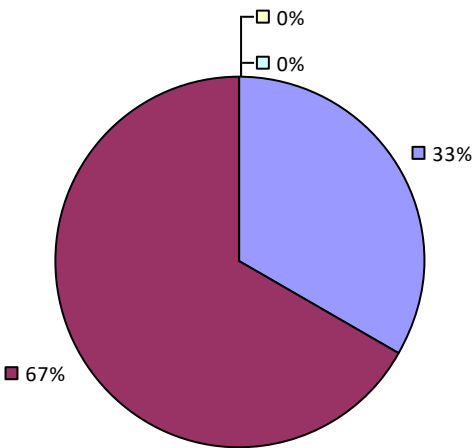
2022-23 PRINCIPAL EVALUATION RESULTS

Student performance results not shown due to suppression*

Principal School Visits



Overall Rating

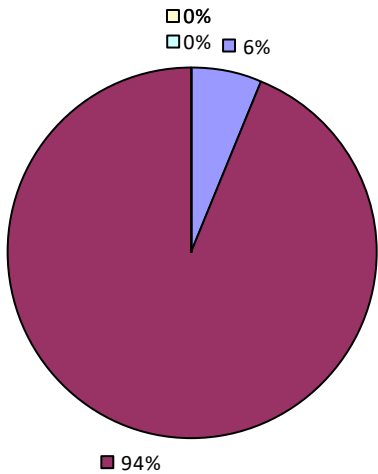


* Data is suppressed if 100% of teachers/principals received the same rating or if the total teachers/principals in an LEA is less than five.

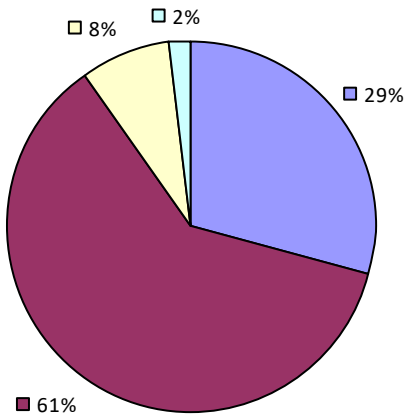
SULLIVAN BOCES

2022-23 TEACHER EVALUATION RESULTS

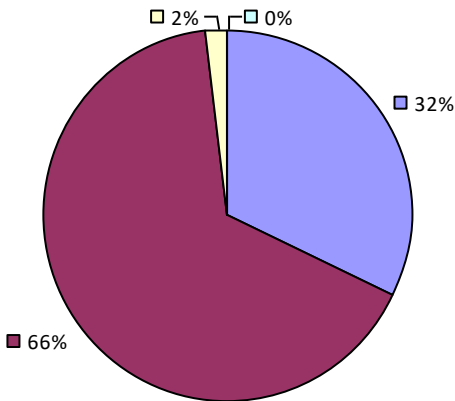
Student Performance



Teacher Observation



Overall Rating



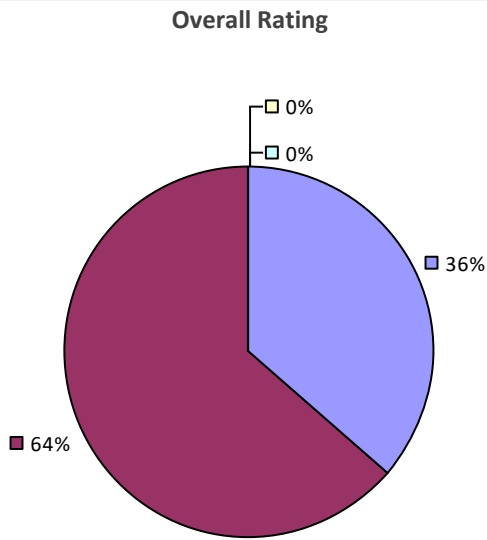
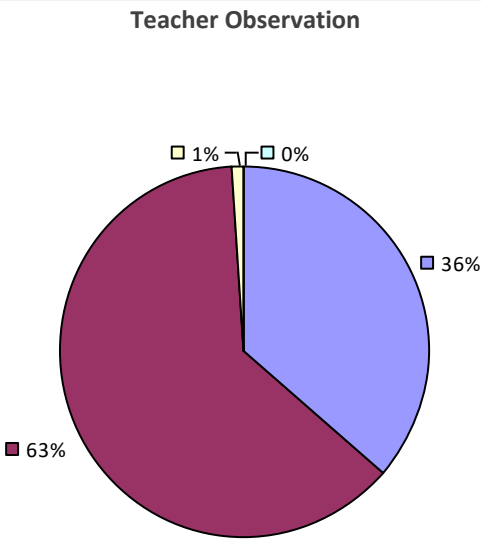
2022-23 PRINCIPAL EVALUATION RESULTS NOT SHOWN DUE TO SUPPRESSION*

* Data is suppressed if 100% of teachers/principals received the same rating or if the total teachers/principals in an LEA is less than five.

SULLIVAN WEST CSD

2022-23 TEACHER EVALUATION RESULTS

Student performance results not shown due to suppression*



2022-23 PRINCIPAL EVALUATION RESULTS NOT SHOWN DUE TO SUPPRESSION*

* Data is suppressed if 100% of teachers/principals received the same rating or if the total teachers/principals in an LEA is less than five.

SUSQUEHANNA VALLEY CSD

2022-23 TEACHER EVALUATION RESULTS NOT SHOWN DUE TO SUPPRESSION*

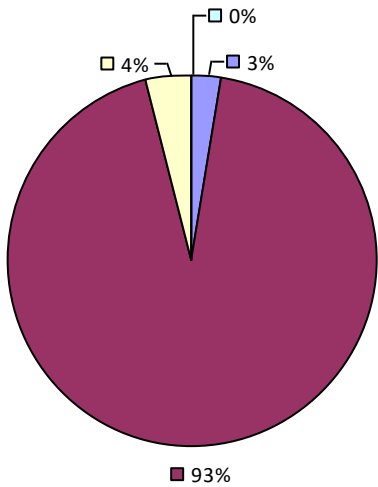
2022-23 PRINCIPAL EVALUATION RESULTS NOT SHOWN DUE TO SUPPRESSION*

* Data is suppressed if 100% of teachers/principals received the same rating or if the total teachers/principals in an LEA is less than five.

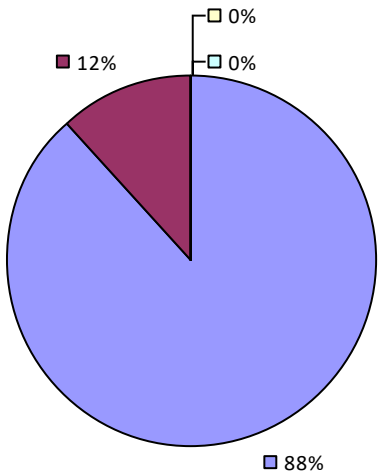
SWEET HOME CSD

2022-23 TEACHER EVALUATION RESULTS

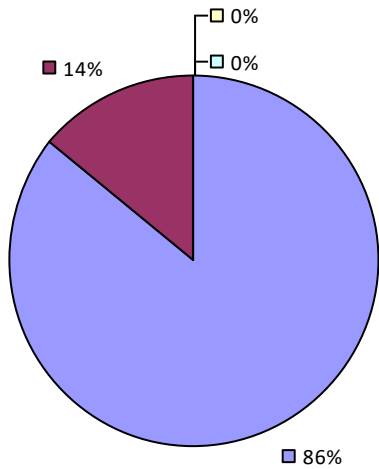
Student Performance



Teacher Observation



Overall Rating



2022-23 PRINCIPAL EVALUATION RESULTS NOT SHOWN DUE TO SUPPRESSION*

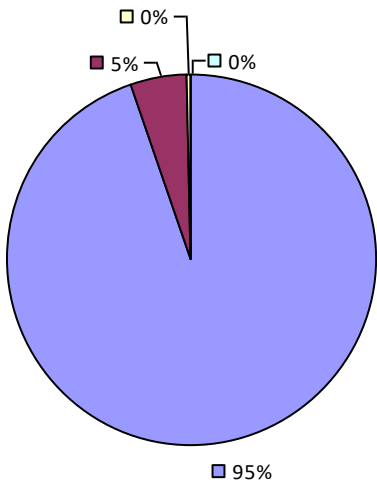
* Data is suppressed if 100% of teachers/principals received the same rating or if the total teachers/principals in an LEA is less than five.

SYOSSET CSD

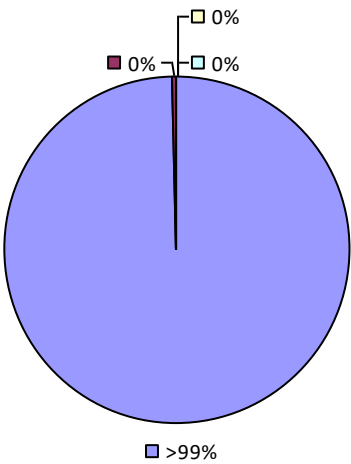
2022-23 TEACHER EVALUATION RESULTS

Student performance results not shown due to suppression*

Teacher Observation



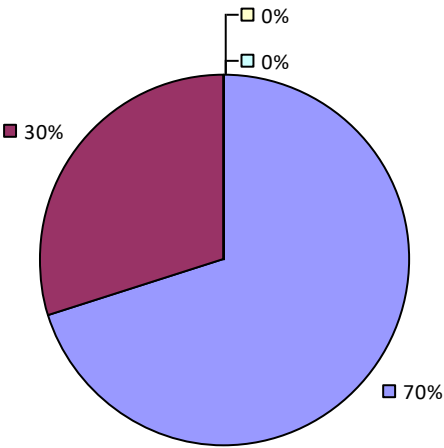
Overall Rating



2022-23 PRINCIPAL EVALUATION RESULTS

Student performance results not shown due to suppression*

Principal School Visits



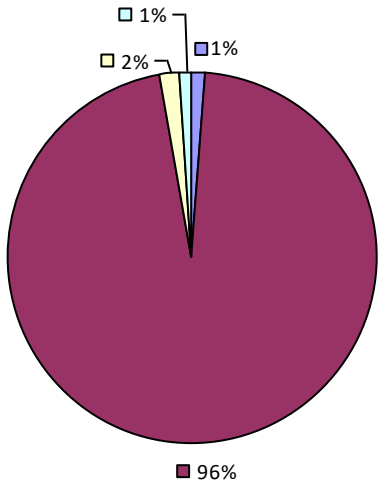
Overall results not shown due to suppression*

* Data is suppressed if 100% of teachers/principals received the same rating or if the total teachers/principals in an LEA is less than five.

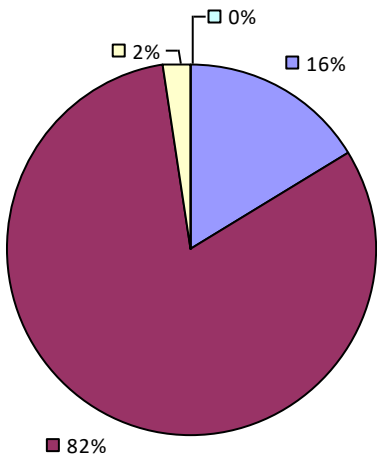
SYRACUSE CITY SD

2022-23 TEACHER EVALUATION RESULTS

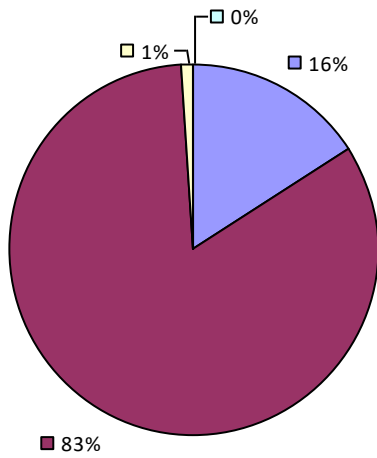
Student Performance



Teacher Observation



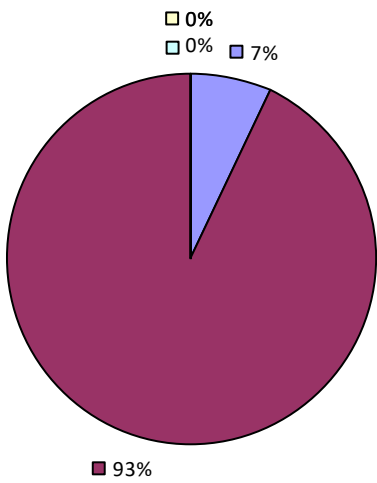
Overall Rating



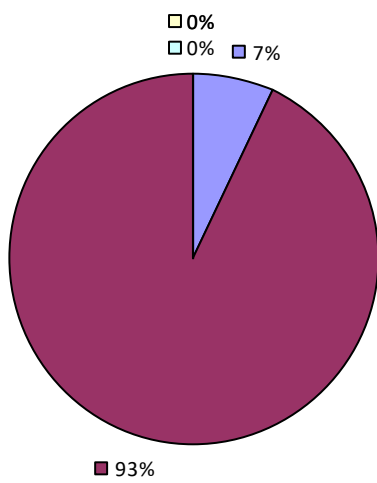
2022-23 PRINCIPAL EVALUATION RESULTS

Student performance results not shown due to suppression*

Principal School Visits



Overall Rating

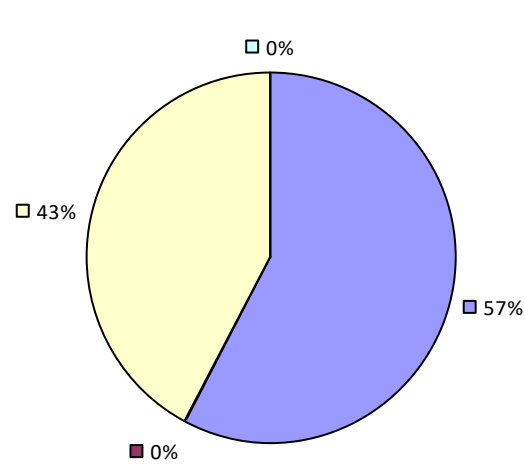


* Data is suppressed if 100% of teachers/principals received the same rating or if the total teachers/principals in an LEA is less than five.

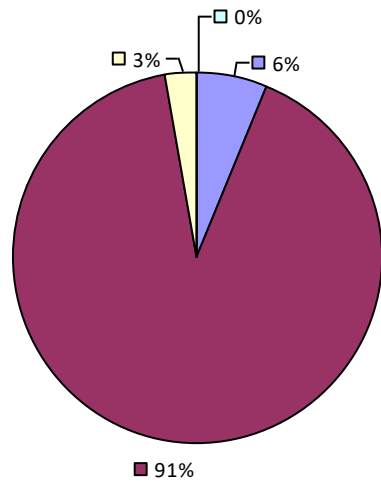
TACONIC HILLS CSD

2022-23 TEACHER EVALUATION RESULTS

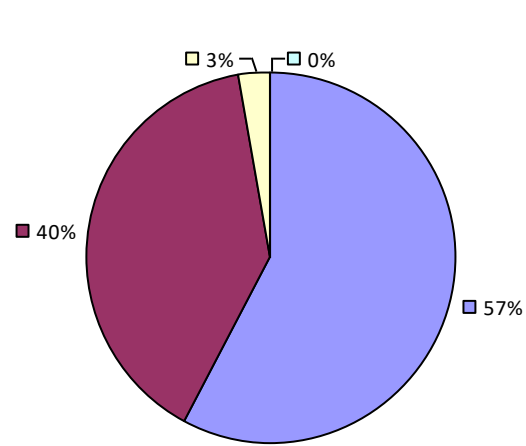
Student Performance



Teacher Observation



Overall Rating



2022-23 PRINCIPAL EVALUATION RESULTS NOT SHOWN DUE TO SUPPRESSION*

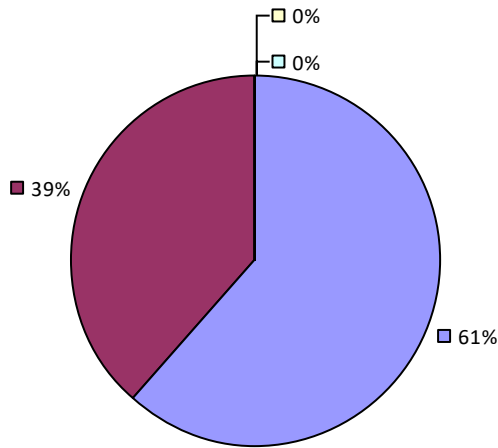
* Data is suppressed if 100% of teachers/principals received the same rating or if the total teachers/principals in an LEA is less than five.

THOUSAND ISLANDS CSD

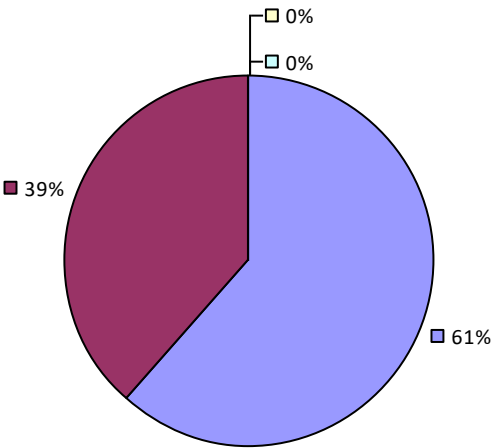
2022-23 TEACHER EVALUATION RESULTS

Student performance results not shown due to suppression*

Teacher Observation



Overall Rating



2022-23 PRINCIPAL EVALUATION RESULTS NOT SHOWN DUE TO SUPPRESSION*

* Data is suppressed if 100% of teachers/principals received the same rating or if the total teachers/principals in an LEA is less than five.

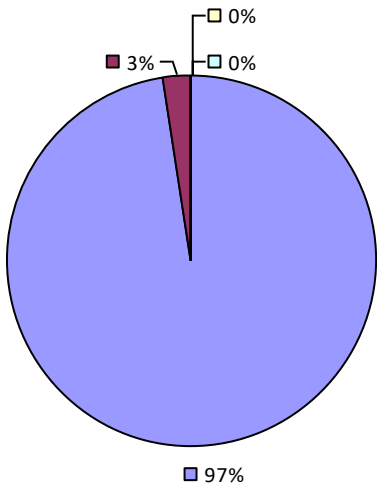
THREE VILLAGE CSD

2022-23 TEACHER EVALUATION RESULTS

Student performance results not shown due to suppression*

Teacher Observation

Overall results not shown due to suppression*



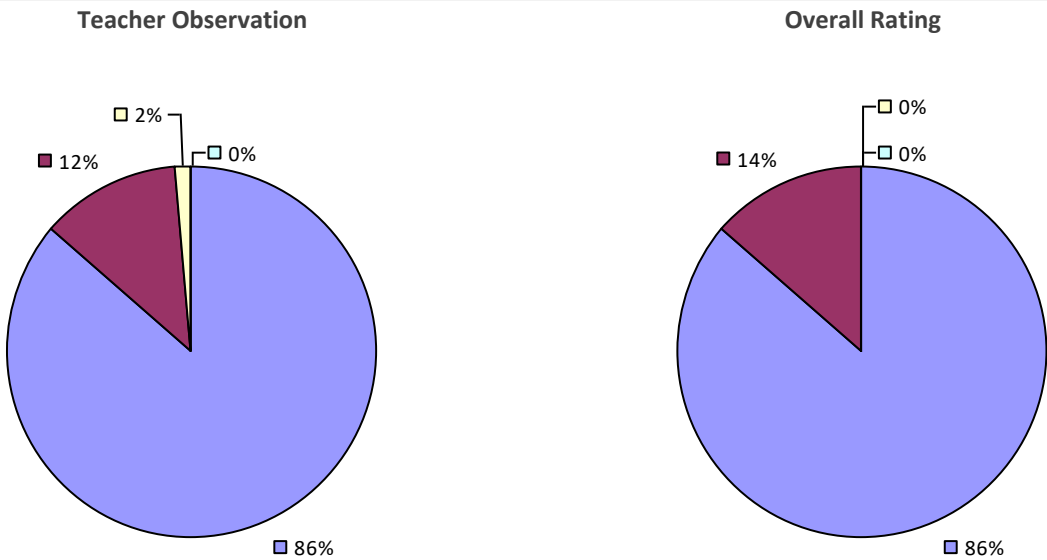
2022-23 PRINCIPAL EVALUATION RESULTS NOT SHOWN DUE TO SUPPRESSION*

* Data is suppressed if 100% of teachers/principals received the same rating or if the total teachers/principals in an LEA is less than five.

TICONDEROGA CSD

2022-23 TEACHER EVALUATION RESULTS

Student performance results not shown due to suppression*



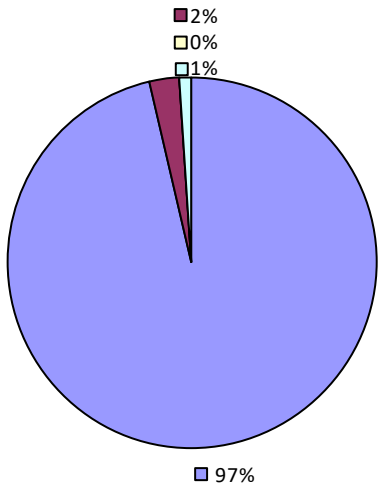
2022-23 PRINCIPAL EVALUATION RESULTS NOT SHOWN DUE TO SUPPRESSION*

* Data is suppressed if 100% of teachers/principals received the same rating or if the total teachers/principals in an LEA is less than five.

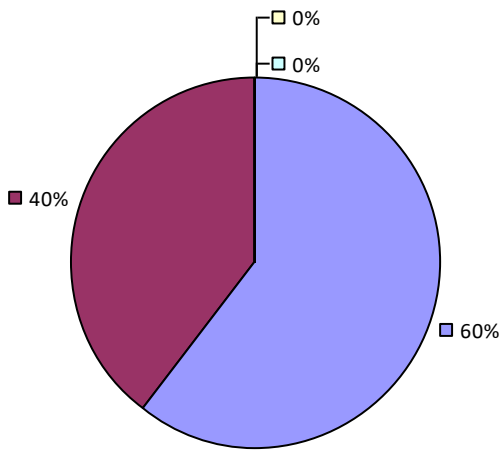
TIOGA CSD

2022-23 TEACHER EVALUATION RESULTS

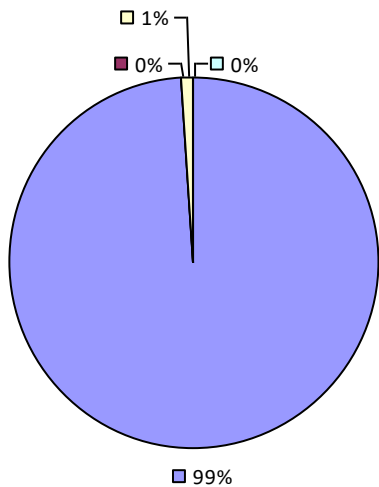
Student Performance



Teacher Observation



Overall Rating



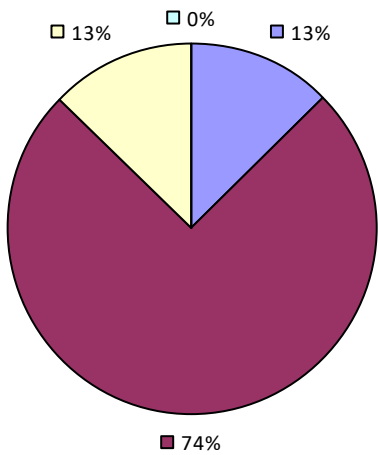
2022-23 PRINCIPAL EVALUATION RESULTS NOT SHOWN DUE TO SUPPRESSION*

* Data is suppressed if 100% of teachers/principals received the same rating or if the total teachers/principals in an LEA is less than five.

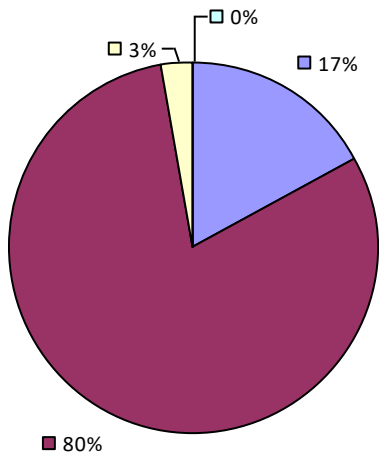
TOMPKINS-SENECA-TIOGA BOCES

2022-23 TEACHER EVALUATION RESULTS

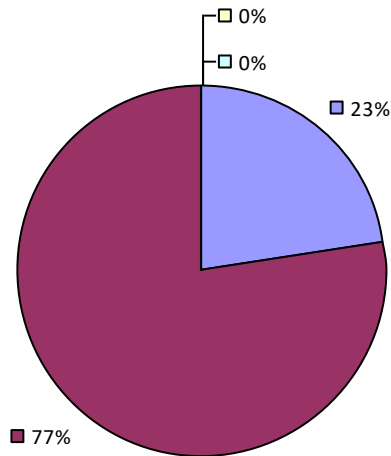
Student Performance



Teacher Observation



Overall Rating



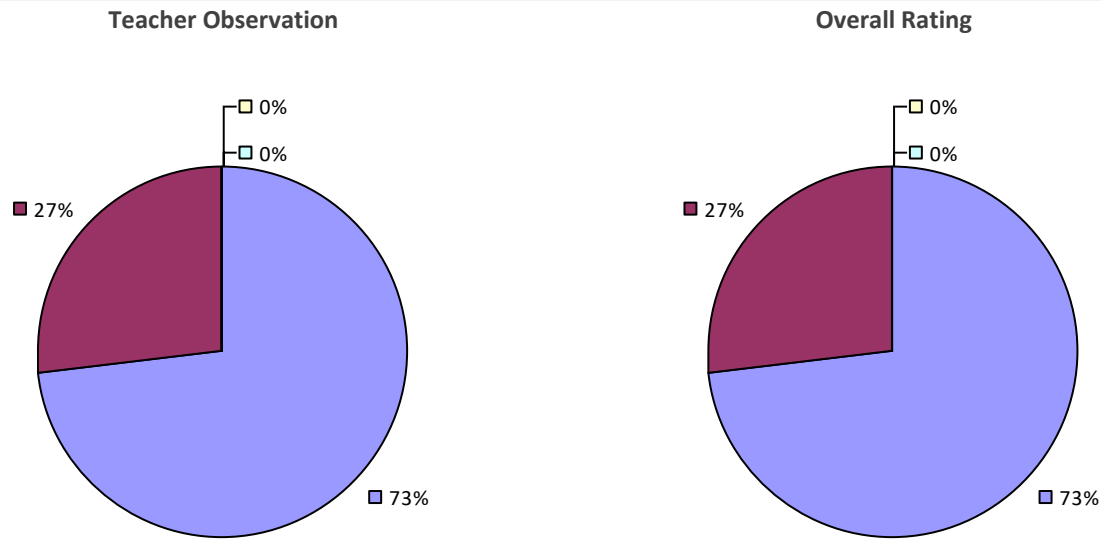
2022-23 PRINCIPAL EVALUATION RESULTS NOT SHOWN DUE TO SUPPRESSION*

* Data is suppressed if 100% of teachers/principals received the same rating or if the total teachers/principals in an LEA is less than five.

TONAWANDA CITY SD

2022-23 TEACHER EVALUATION RESULTS

Student performance results not shown due to suppression*



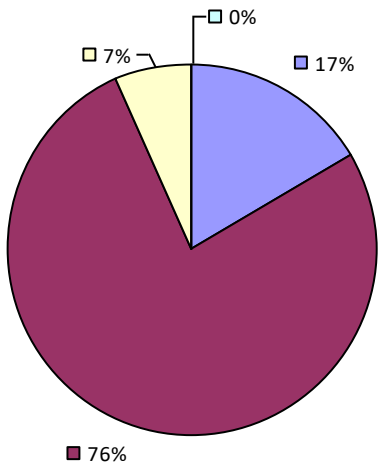
2022-23 PRINCIPAL EVALUATION RESULTS NOT SHOWN DUE TO SUPPRESSION*

* Data is suppressed if 100% of teachers/principals received the same rating or if the total teachers/principals in an LEA is less than five.

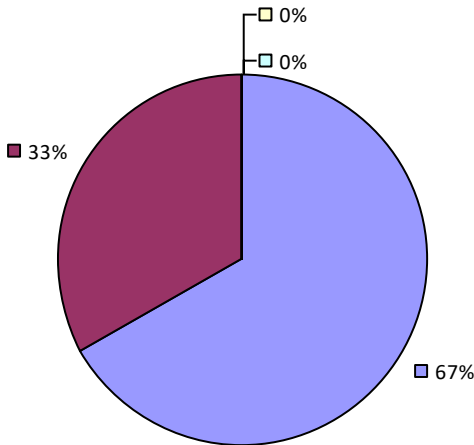
TOWN OF WEBB UFSD

2022-23 TEACHER EVALUATION RESULTS

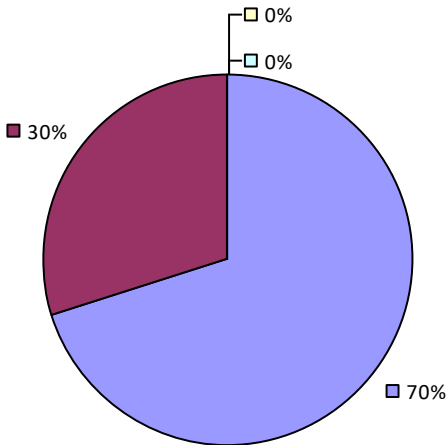
Student Performance



Teacher Observation



Overall Rating



2022-23 PRINCIPAL EVALUATION RESULTS NOT SHOWN DUE TO SUPPRESSION*

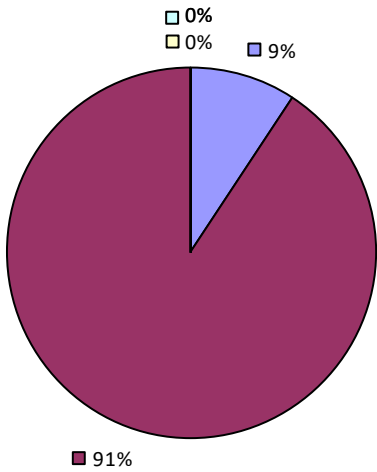
* Data is suppressed if 100% of teachers/principals received the same rating or if the total teachers/principals in an LEA is less than five.

TRI-VALLEY CSD

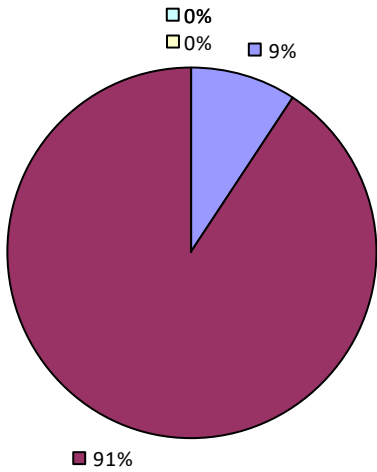
2022-23 TEACHER EVALUATION RESULTS

Student performance results not shown due to suppression*

Teacher Observation



Overall Rating



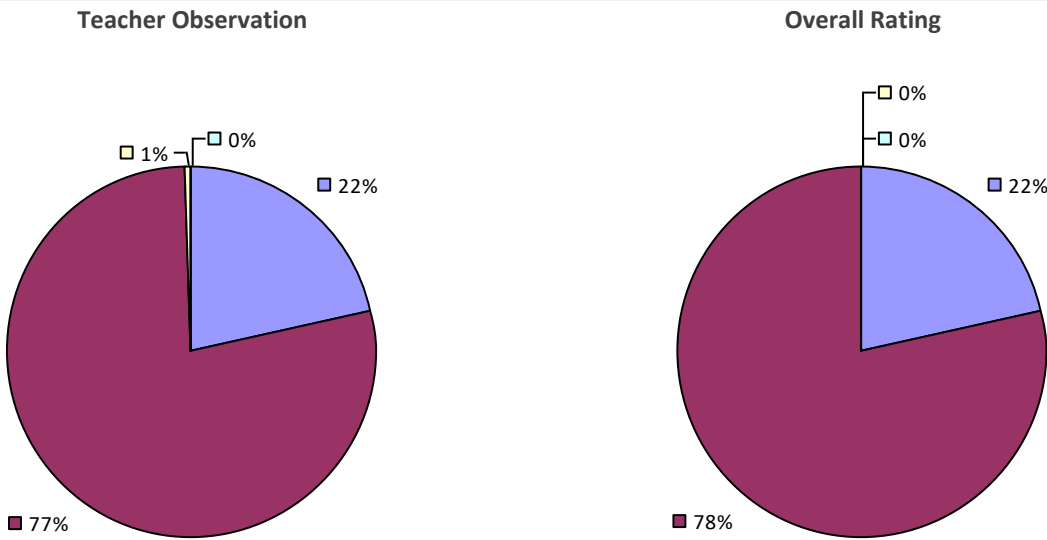
2022-23 PRINCIPAL EVALUATION RESULTS NOT SHOWN DUE TO SUPPRESSION*

* Data is suppressed if 100% of teachers/principals received the same rating or if the total teachers/principals in an LEA is less than five.

TROY CITY SD

2022-23 TEACHER EVALUATION RESULTS

Student performance results not shown due to suppression*



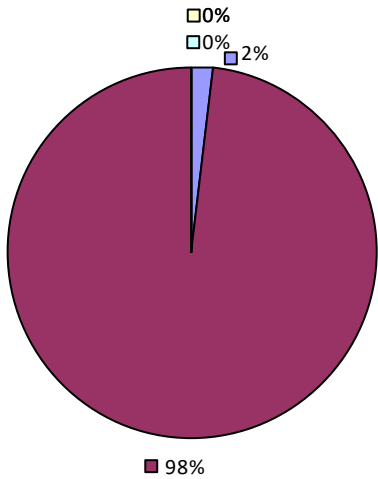
2022-23 PRINCIPAL EVALUATION RESULTS NOT SHOWN DUE TO SUPPRESSION*

* Data is suppressed if 100% of teachers/principals received the same rating or if the total teachers/principals in an LEA is less than five.

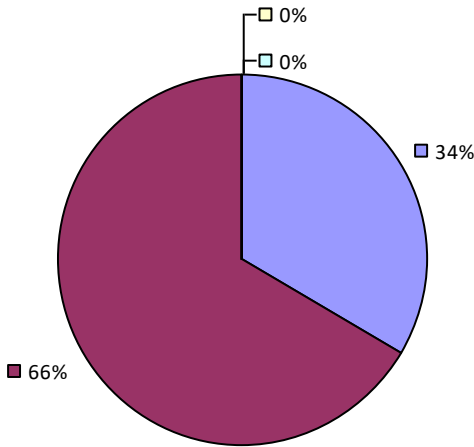
TRUMANSBURG CSD

2022-23 TEACHER EVALUATION RESULTS

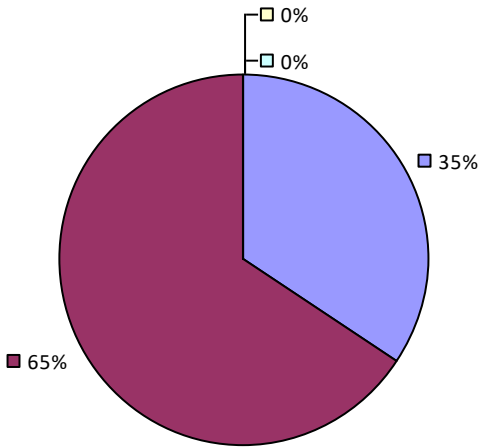
Student Performance



Teacher Observation



Overall Rating



2022-23 PRINCIPAL EVALUATION RESULTS NOT SHOWN DUE TO SUPPRESSION*

* Data is suppressed if 100% of teachers/principals received the same rating or if the total teachers/principals in an LEA is less than five.

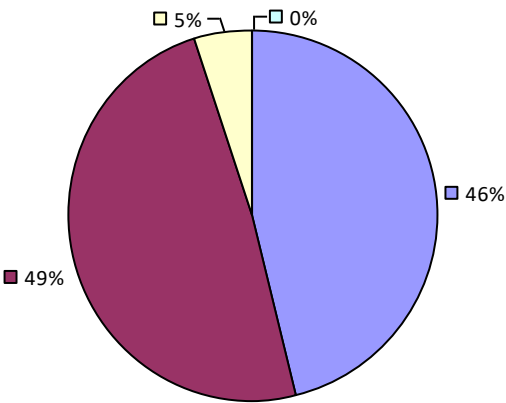
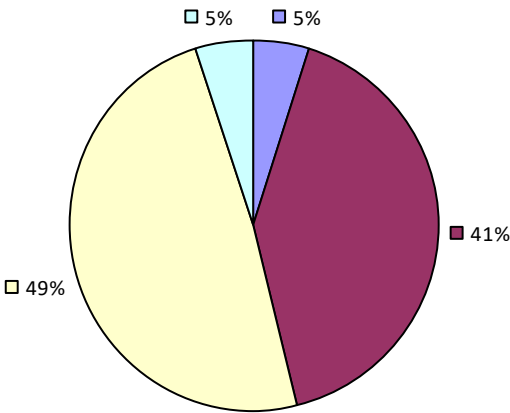
TUCKAHOE COMMON SD

2022-23 TEACHER EVALUATION RESULTS

Student Performance

Teacher observation results not shown due to suppression*

Overall Rating



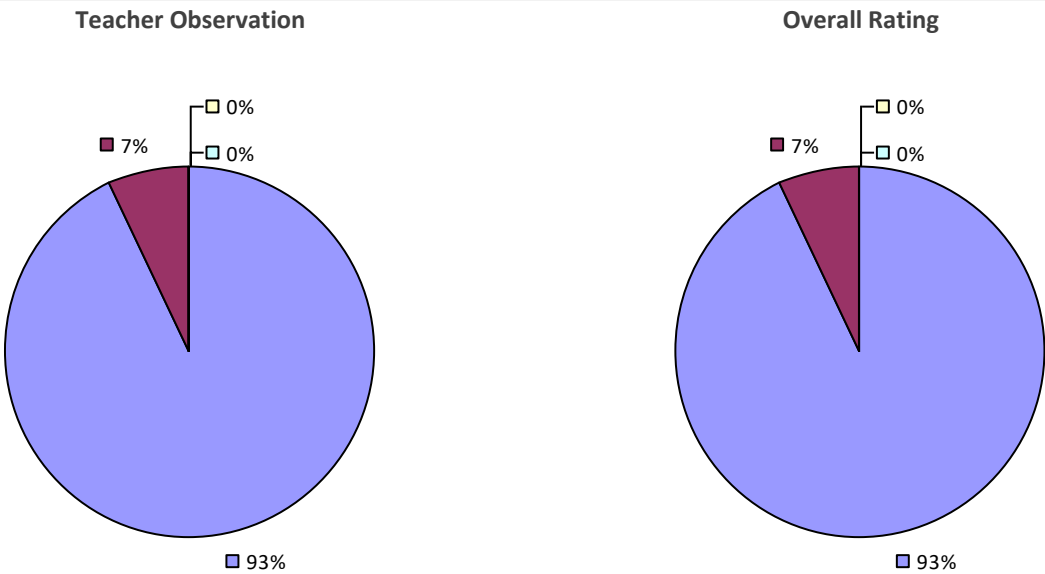
2022-23 PRINCIPAL EVALUATION RESULTS NOT SUBMITTED

* Data is suppressed if 100% of teachers/principals received the same rating or if the total teachers/principals in an LEA is less than five.

TUCKAHOE UFSD

2022-23 TEACHER EVALUATION RESULTS

Student performance results not shown due to suppression*



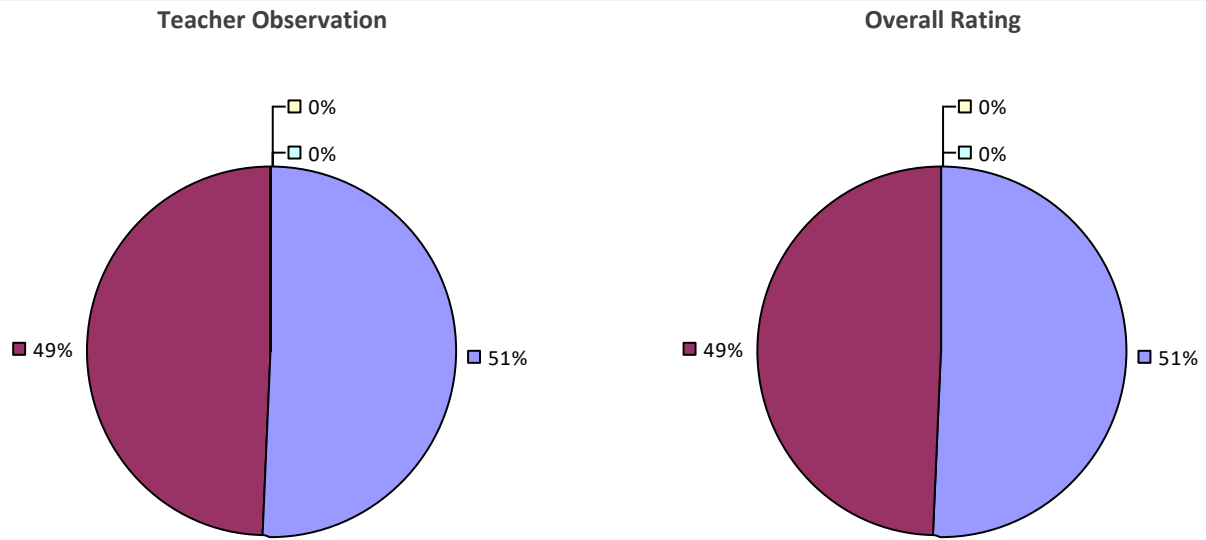
2022-23 PRINCIPAL EVALUATION RESULTS NOT SHOWN DUE TO SUPPRESSION*

* Data is suppressed if 100% of teachers/principals received the same rating or if the total teachers/principals in an LEA is less than five.

TULLY CSD

2022-23 TEACHER EVALUATION RESULTS

Student performance results not shown due to suppression*



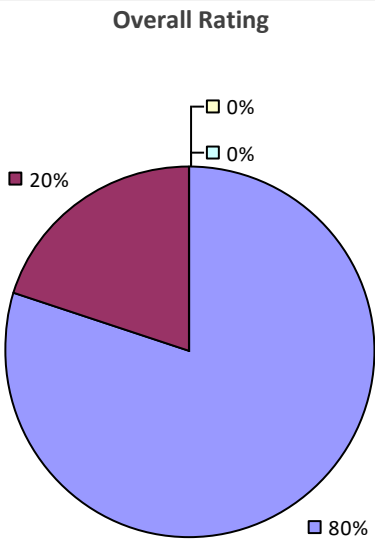
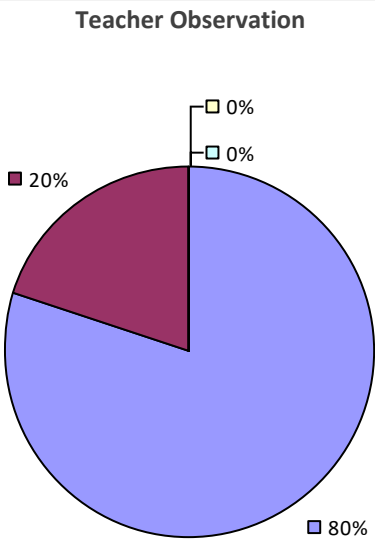
2022-23 PRINCIPAL EVALUATION RESULTS NOT SHOWN DUE TO SUPPRESSION*

* Data is suppressed if 100% of teachers/principals received the same rating or if the total teachers/principals in an LEA is less than five.

TUPPER LAKE CSD

2022-23 TEACHER EVALUATION RESULTS

Student performance results not shown due to suppression*



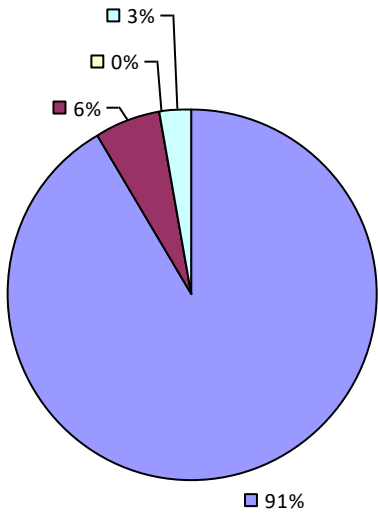
2022-23 PRINCIPAL EVALUATION RESULTS NOT SUBMITTED

* Data is suppressed if 100% of teachers/principals received the same rating or if the total teachers/principals in an LEA is less than five.

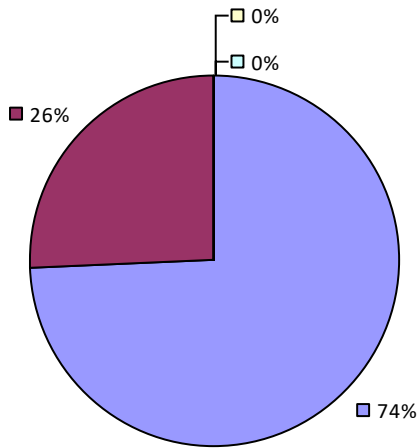
TUXEDO UFSD

2022-23 TEACHER EVALUATION RESULTS

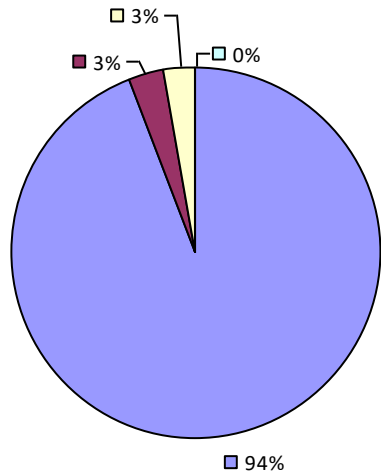
Student Performance



Teacher Observation



Overall Rating



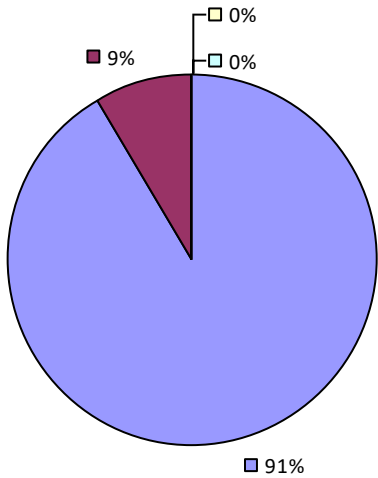
2022-23 PRINCIPAL EVALUATION RESULTS NOT SHOWN DUE TO SUPPRESSION*

* Data is suppressed if 100% of teachers/principals received the same rating or if the total teachers/principals in an LEA is less than five.

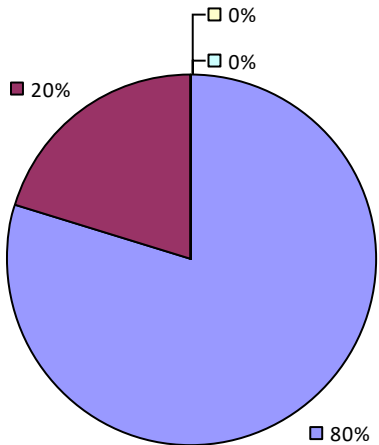
UFSD-TARRYTOWNS

2022-23 TEACHER EVALUATION RESULTS

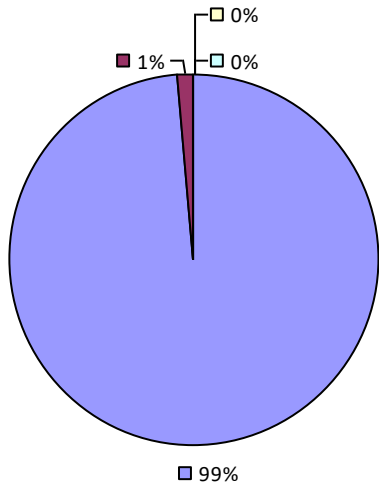
Student Performance



Teacher Observation

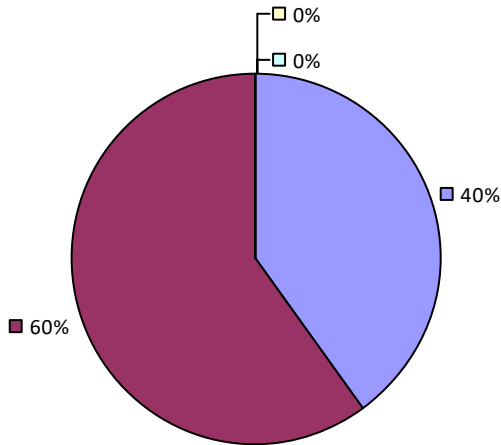


Overall Rating

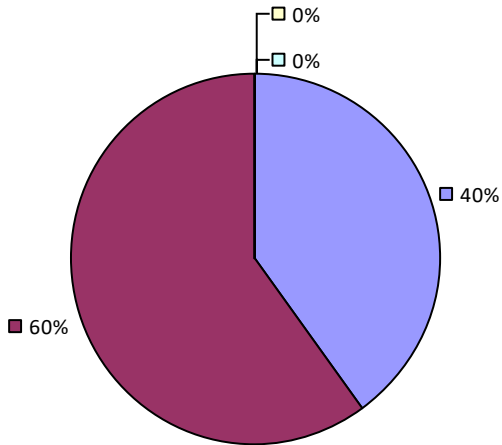


2022-23 PRINCIPAL EVALUATION RESULTS

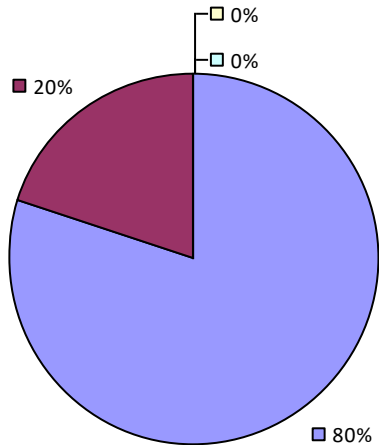
Student Performance



Principal School Visits



Overall Rating

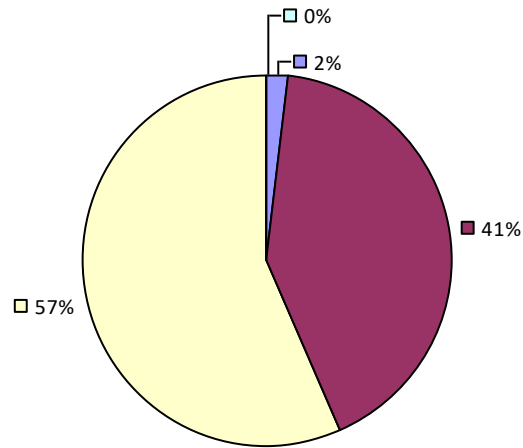


* Data is suppressed if 100% of teachers/principals received the same rating or if the total teachers/principals in an LEA is less than five.

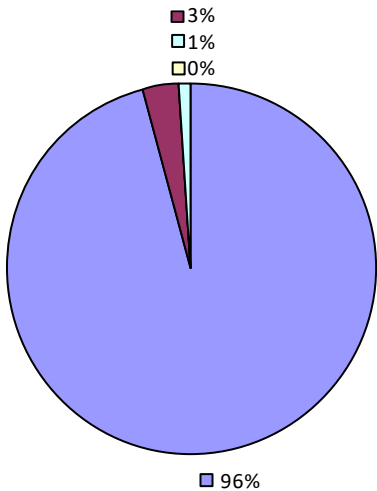
ULSTER BOCES

2022-23 TEACHER EVALUATION RESULTS

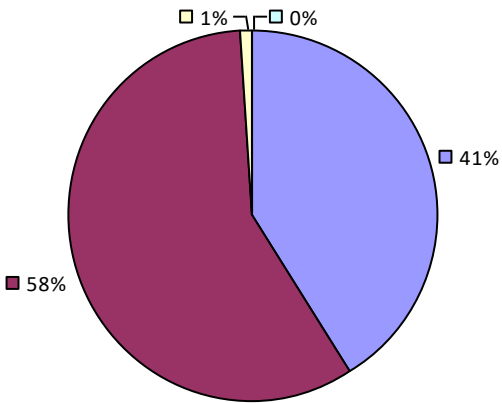
Student Performance



Teacher Observation



Overall Rating



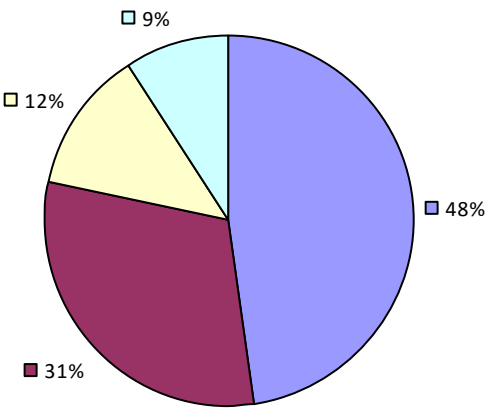
2022-23 PRINCIPAL EVALUATION RESULTS NOT SHOWN DUE TO SUPPRESSION*

* Data is suppressed if 100% of teachers/principals received the same rating or if the total teachers/principals in an LEA is less than five.

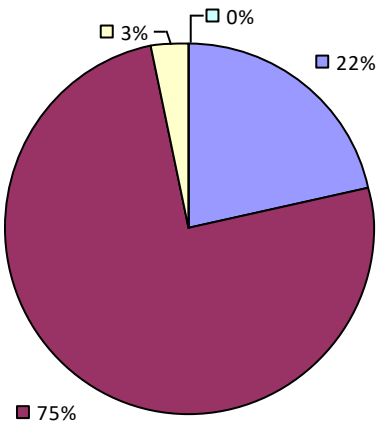
UNADILLA VALLEY CSD

2022-23 TEACHER EVALUATION RESULTS

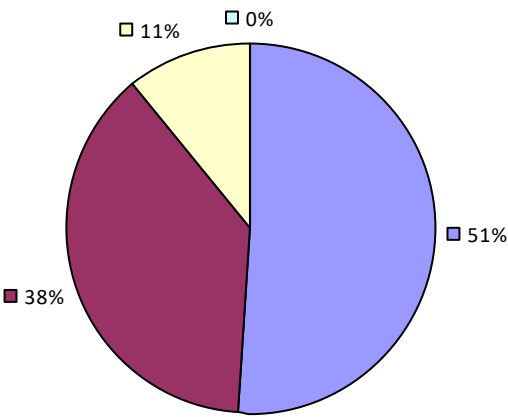
Student Performance



Teacher Observation



Overall Rating



2022-23 PRINCIPAL EVALUATION RESULTS NOT SHOWN DUE TO SUPPRESSION*

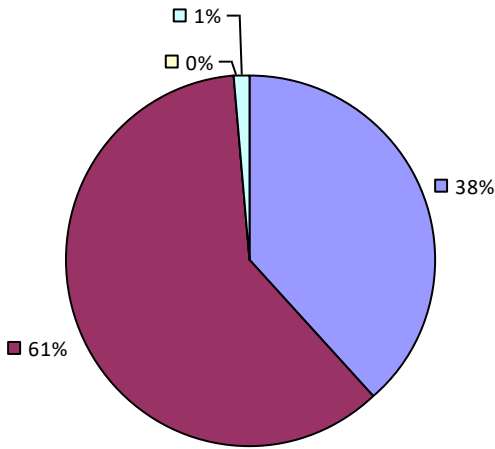
* Data is suppressed if 100% of teachers/principals received the same rating or if the total teachers/principals in an LEA is less than five.

UNION SPRINGS CSD

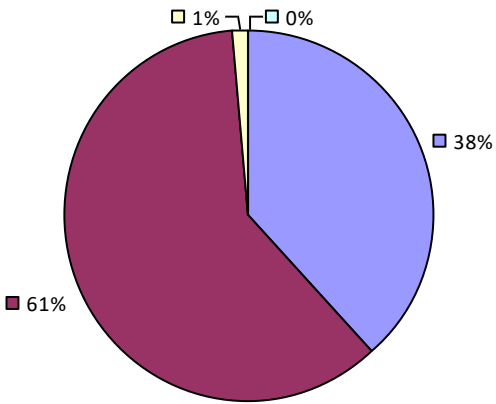
2022-23 TEACHER EVALUATION RESULTS

Student performance results not shown due to suppression*

Teacher Observation



Overall Rating



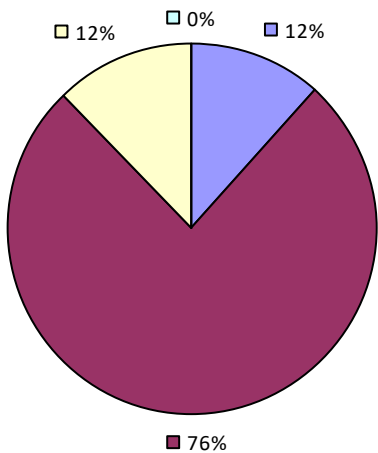
2022-23 PRINCIPAL EVALUATION RESULTS NOT SHOWN DUE TO SUPPRESSION*

* Data is suppressed if 100% of teachers/principals received the same rating or if the total teachers/principals in an LEA is less than five.

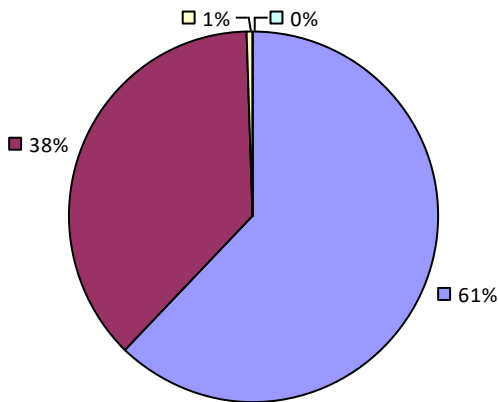
UNIONDALE UFSD

2022-23 TEACHER EVALUATION RESULTS

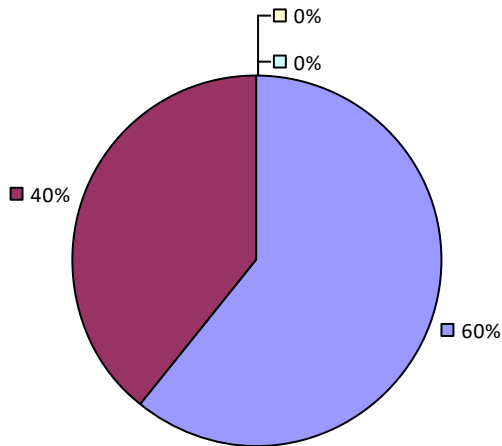
Student Performance



Teacher Observation

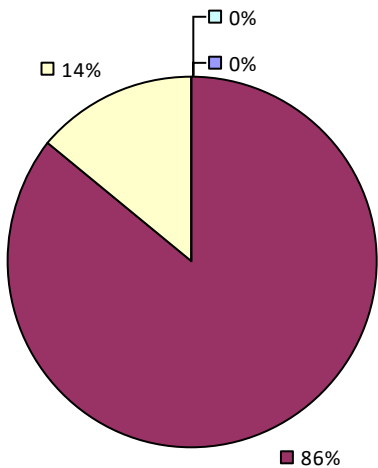


Overall Rating

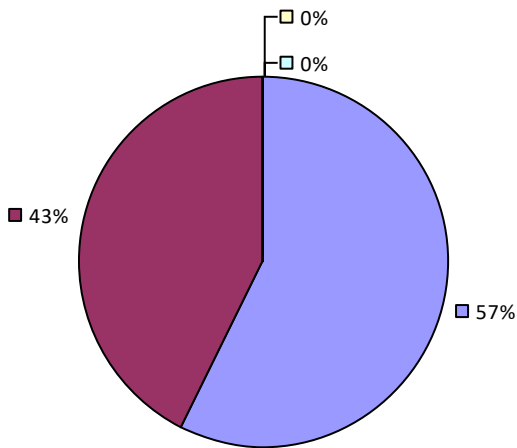


2022-23 PRINCIPAL EVALUATION RESULTS

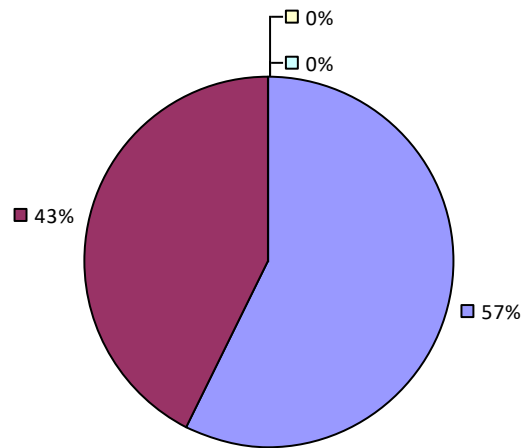
Student Performance



Principal School Visits



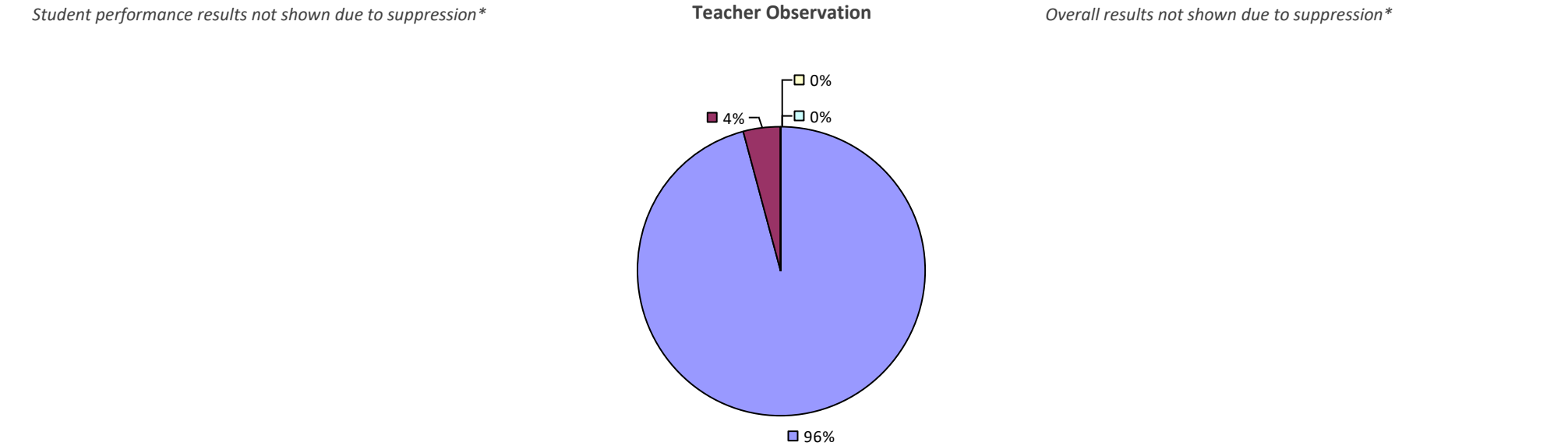
Overall Rating



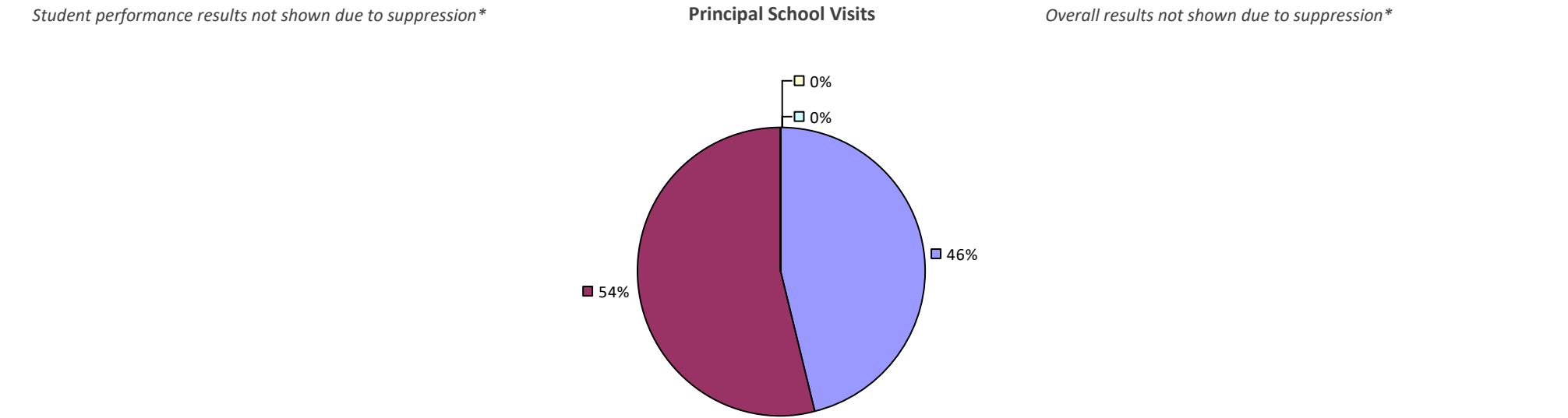
* Data is suppressed if 100% of teachers/principals received the same rating or if the total teachers/principals in an LEA is less than five.

UNION-ENDICOTT CSD

2022-23 TEACHER EVALUATION RESULTS



2022-23 PRINCIPAL EVALUATION RESULTS

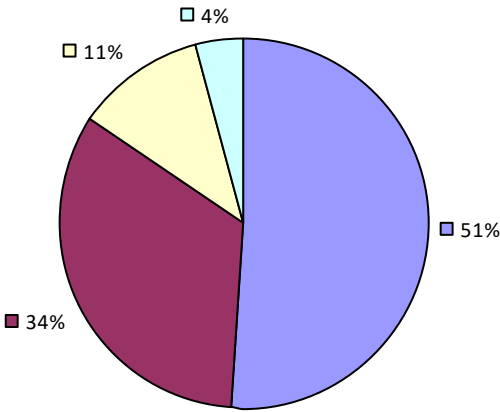


* Data is suppressed if 100% of teachers/principals received the same rating or if the total teachers/principals in an LEA is less than five.

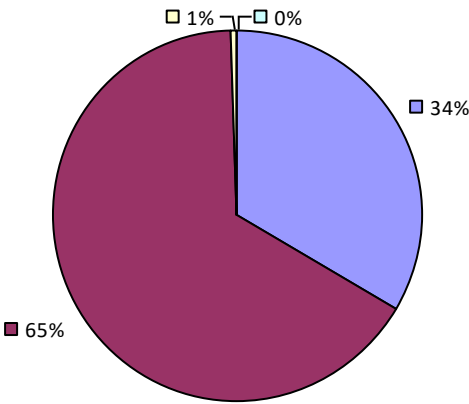
UTICA CITY SD

2022-23 TEACHER EVALUATION RESULTS

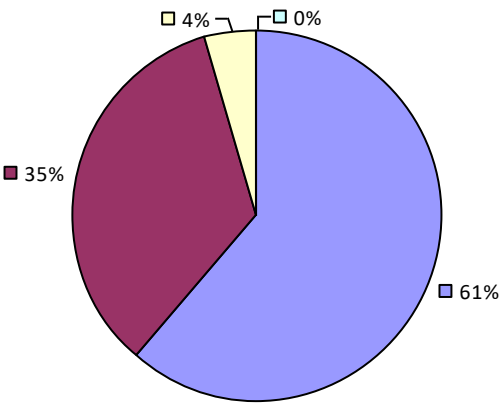
Student Performance



Teacher Observation

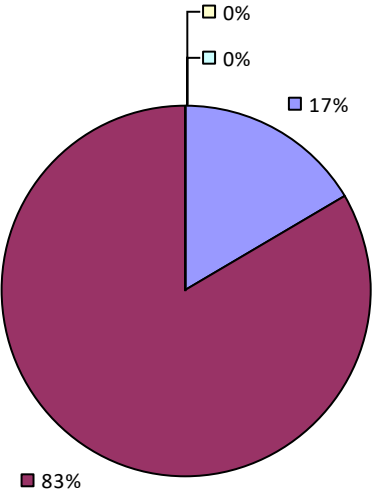


Overall Rating

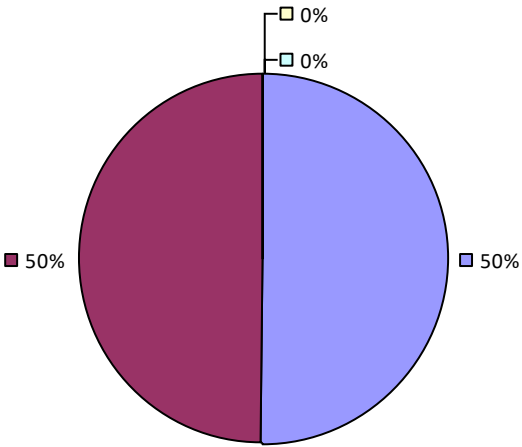


2022-23 PRINCIPAL EVALUATION RESULTS

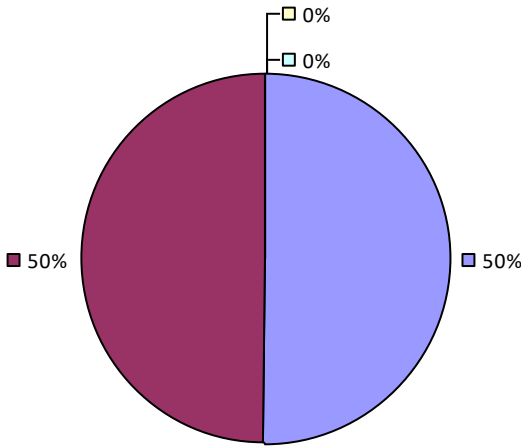
Student Performance



Principal School Visits



Overall Rating

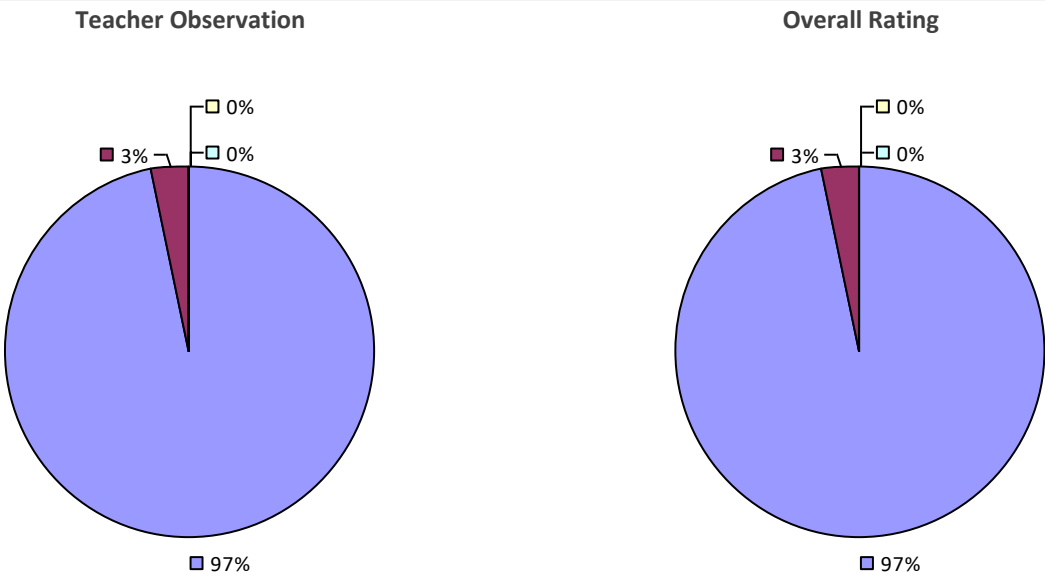


* Data is suppressed if 100% of teachers/principals received the same rating or if the total teachers/principals in an LEA is less than five.

VALHALLA UFSD

2022-23 TEACHER EVALUATION RESULTS

Student performance results not shown due to suppression*



2022-23 PRINCIPAL EVALUATION RESULTS NOT SHOWN DUE TO SUPPRESSION*

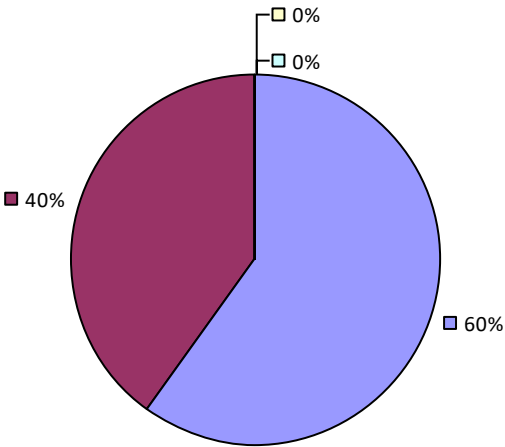
* Data is suppressed if 100% of teachers/principals received the same rating or if the total teachers/principals in an LEA is less than five.

VALLEY CSD (MONTGOMERY)

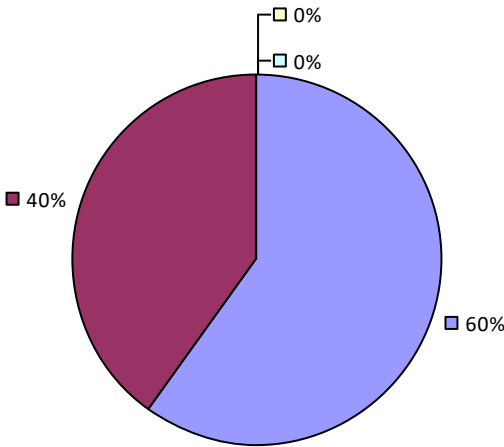
2022-23 TEACHER EVALUATION RESULTS

Student performance results not shown due to suppression*

Teacher Observation



Overall Rating



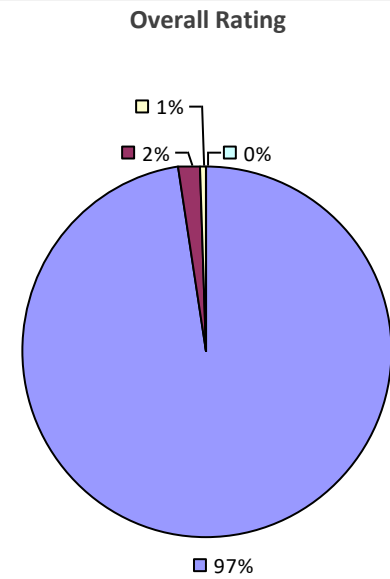
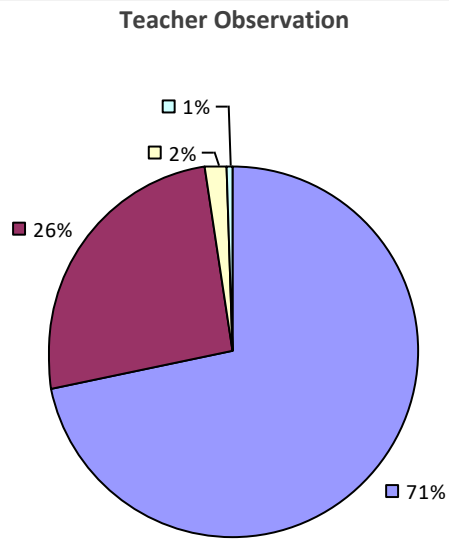
2022-23 PRINCIPAL EVALUATION RESULTS NOT SHOWN DUE TO SUPPRESSION*

* Data is suppressed if 100% of teachers/principals received the same rating or if the total teachers/principals in an LEA is less than five.

VALLEY STREAM 13 UFSD

2022-23 TEACHER EVALUATION RESULTS

Student performance results not shown due to suppression*

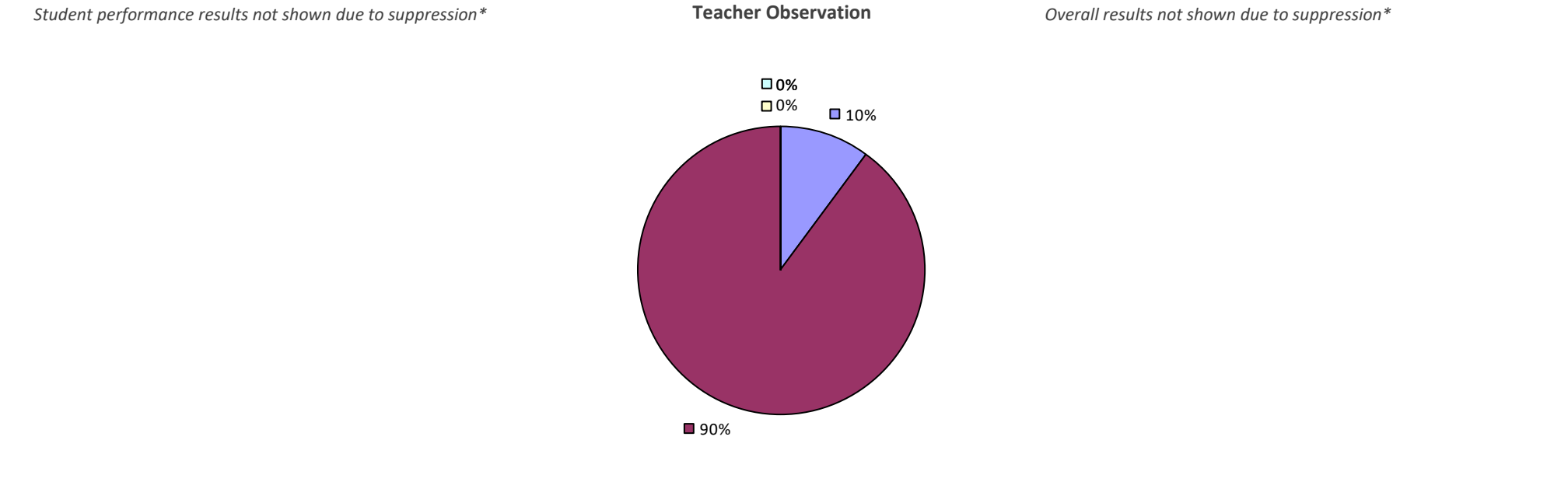


2022-23 PRINCIPAL EVALUATION RESULTS NOT SHOWN DUE TO SUPPRESSION*

* Data is suppressed if 100% of teachers/principals received the same rating or if the total teachers/principals in an LEA is less than five.

VALLEY STREAM 24 UFSD

2022-23 TEACHER EVALUATION RESULTS



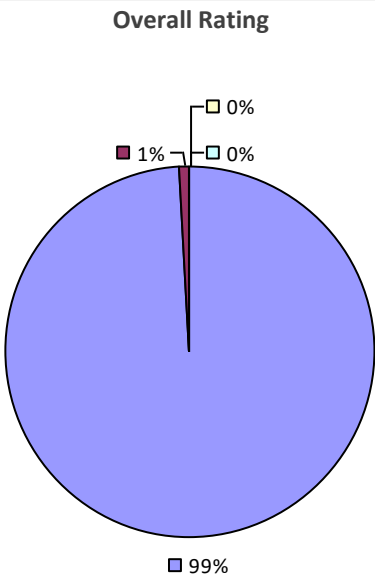
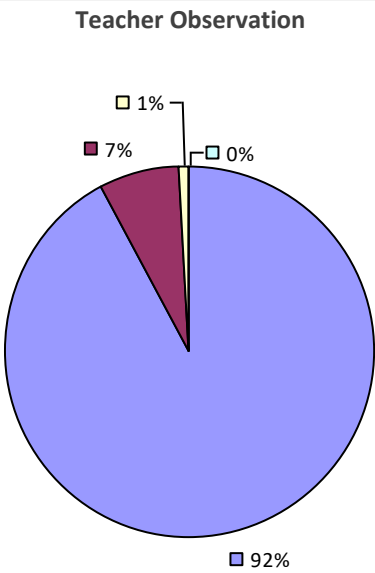
2022-23 PRINCIPAL EVALUATION RESULTS NOT SHOWN DUE TO SUPPRESSION*

* Data is suppressed if 100% of teachers/principals received the same rating or if the total teachers/principals in an LEA is less than five.

VALLEY STREAM 30 UFSD

2022-23 TEACHER EVALUATION RESULTS

Student performance results not shown due to suppression*



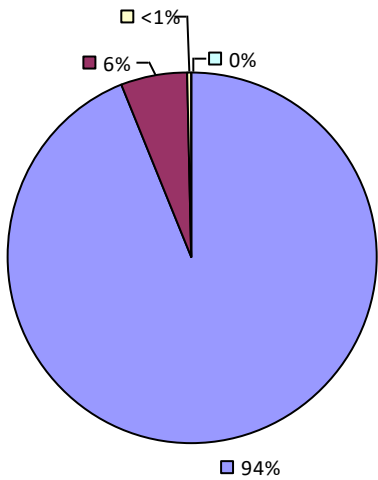
2022-23 PRINCIPAL EVALUATION RESULTS NOT SHOWN DUE TO SUPPRESSION*

* Data is suppressed if 100% of teachers/principals received the same rating or if the total teachers/principals in an LEA is less than five.

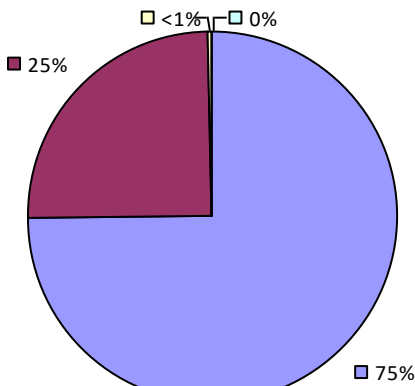
VALLEY STREAM CENTRAL HS DISTRICT

2022-23 TEACHER EVALUATION RESULTS

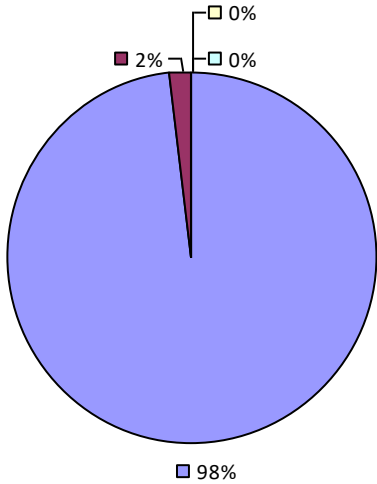
Student Performance



Teacher Observation



Overall Rating



2022-23 PRINCIPAL EVALUATION RESULTS NOT SHOWN DUE TO SUPPRESSION*

* Data is suppressed if 100% of teachers/principals received the same rating or if the total teachers/principals in an LEA is less than five.

VAN HORNEVILLE-OWEN D YOUNG CSD

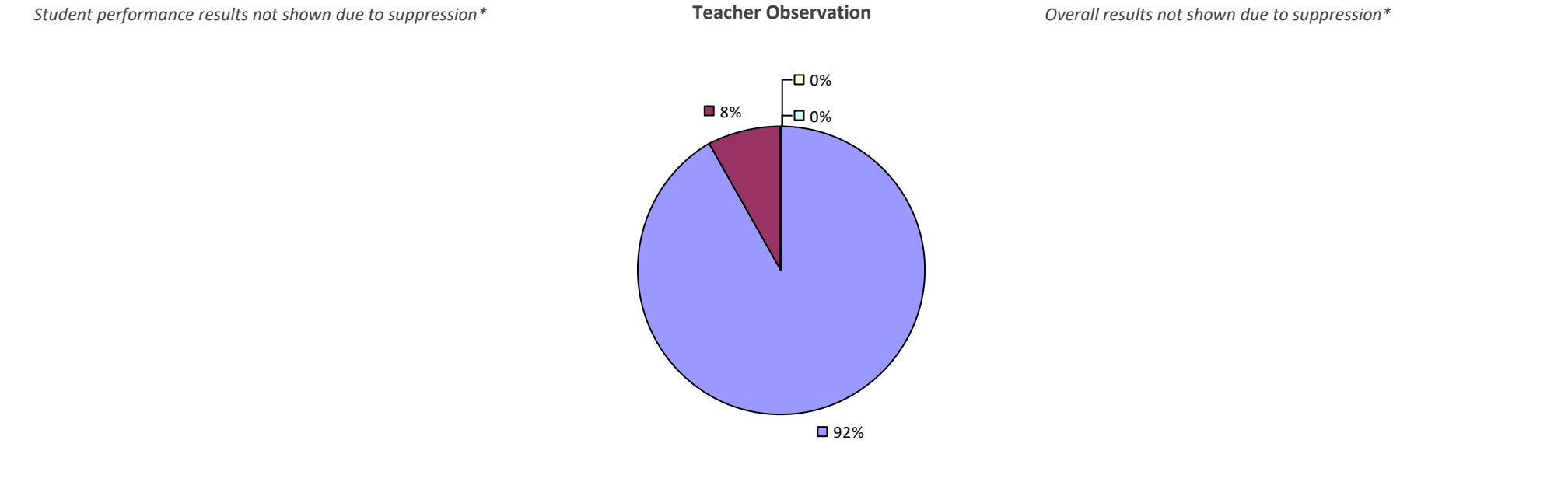
*2022-23 TEACHER EVALUATION RESULTS NOT SHOWN DUE TO SUPPRESSION**

2022-23 PRINCIPAL EVALUATION RESULTS NOT SUBMITTED

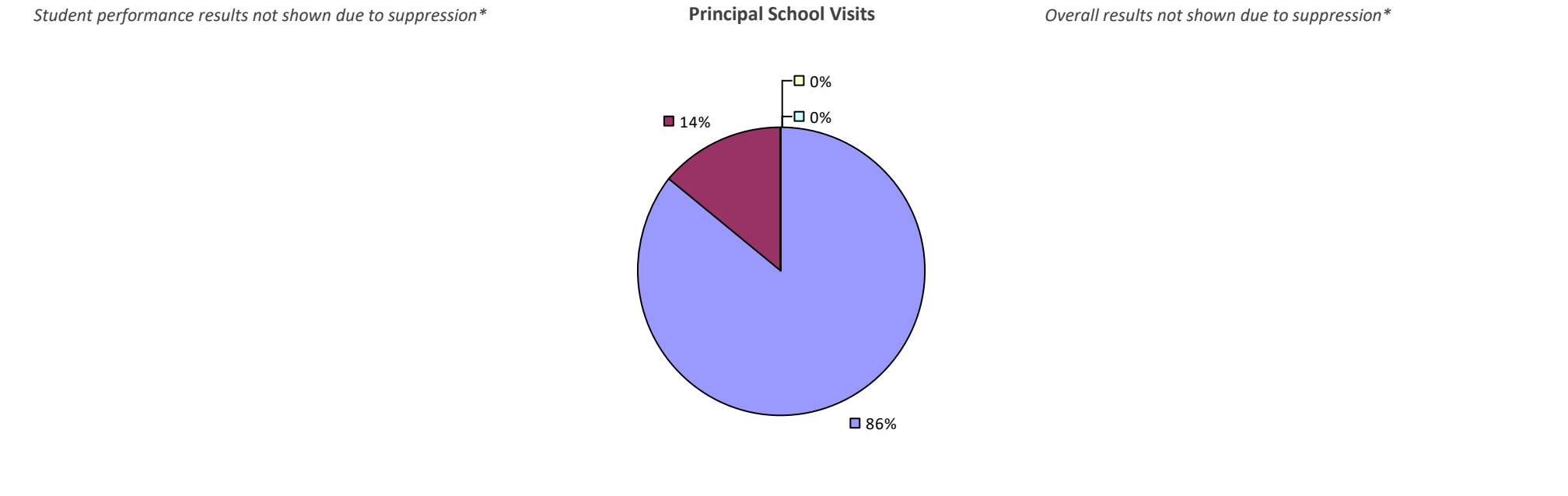
** Data is suppressed if 100% of teachers/principals received the same rating or if the total teachers/principals in an LEA is less than five.*

VESTAL CSD

2022-23 TEACHER EVALUATION RESULTS



2022-23 PRINCIPAL EVALUATION RESULTS

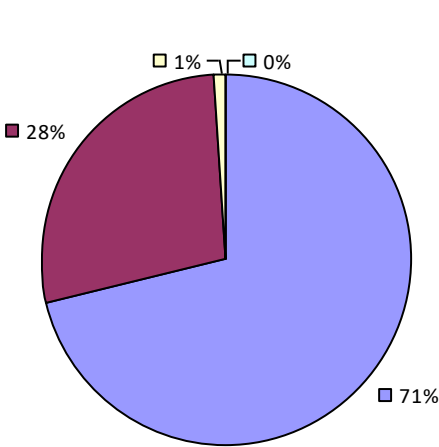


VICTOR CSD

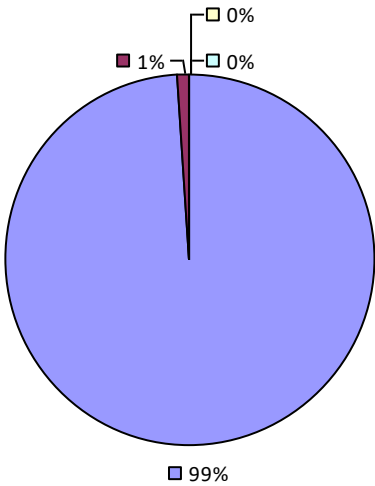
2022-23 TEACHER EVALUATION RESULTS

Student performance results not shown due to suppression*

Teacher Observation



Overall Rating



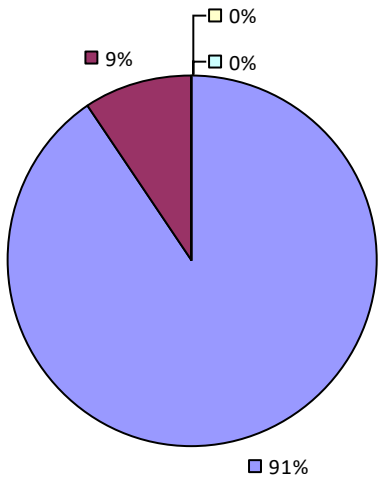
2022-23 PRINCIPAL EVALUATION RESULTS NOT SHOWN DUE TO SUPPRESSION*

* Data is suppressed if 100% of teachers/principals received the same rating or if the total teachers/principals in an LEA is less than five.

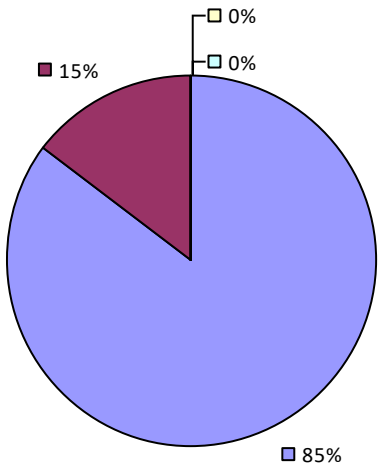
VOORHEESVILLE CSD

2022-23 TEACHER EVALUATION RESULTS

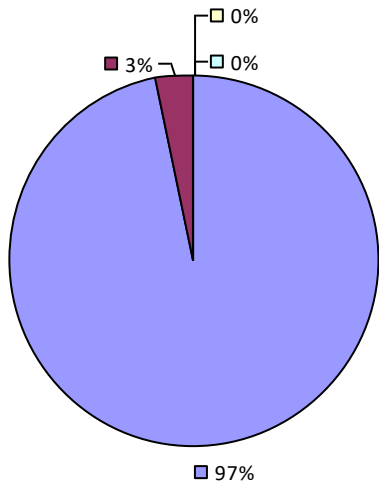
Student Performance



Teacher Observation



Overall Rating



2022-23 PRINCIPAL EVALUATION RESULTS NOT SHOWN DUE TO SUPPRESSION*

* Data is suppressed if 100% of teachers/principals received the same rating or if the total teachers/principals in an LEA is less than five.

WAINSCOTT COMN SD

2022-23 TEACHER EVALUATION RESULTS NOT SHOWN DUE TO SUPPRESSION*

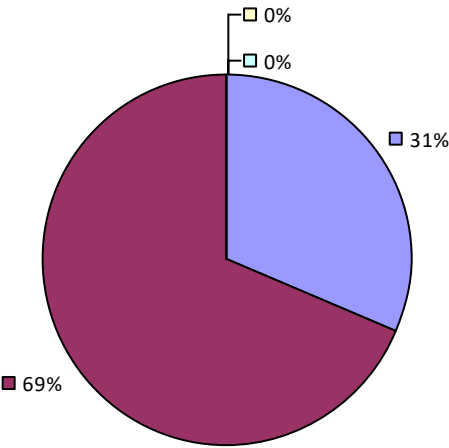
2022-23 PRINCIPAL EVALUATION RESULTS NOT SUBMITTED

* Data is suppressed if 100% of teachers/principals received the same rating or if the total teachers/principals in an LEA is less than five.

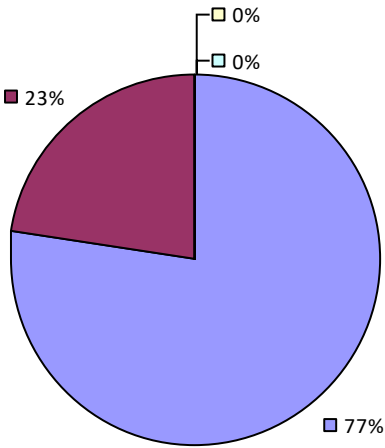
WALLKILL CSD

2022-23 TEACHER EVALUATION RESULTS

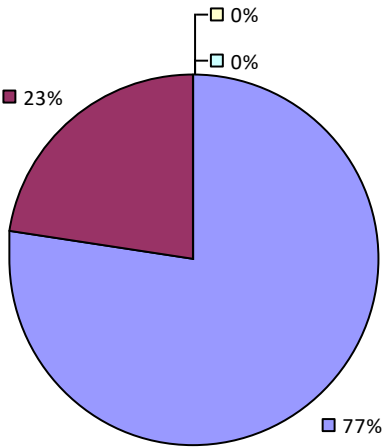
Student Performance



Teacher Observation

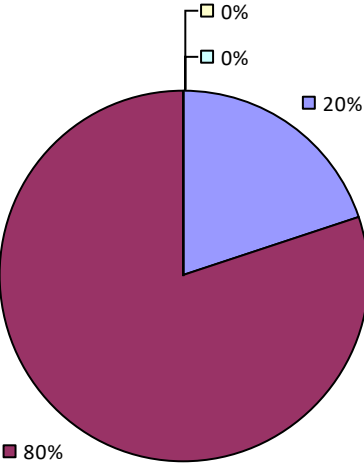


Overall Rating

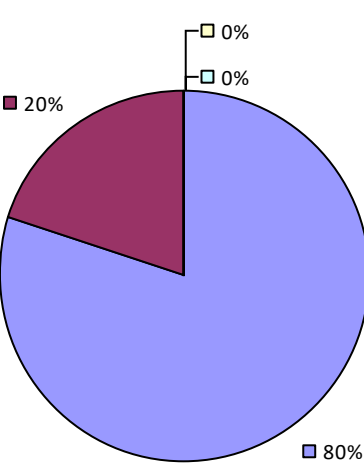


2022-23 PRINCIPAL EVALUATION RESULTS

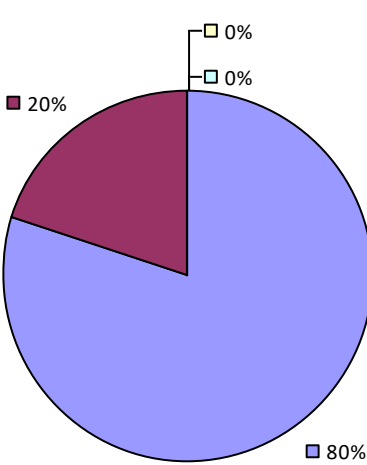
Student Performance



Principal School Visits



Overall Rating



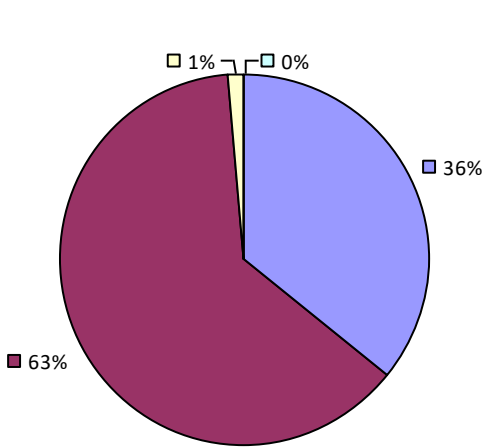
* Data is suppressed if 100% of teachers/principals received the same rating or if the total teachers/principals in an LEA is less than five.

WALTON CSD

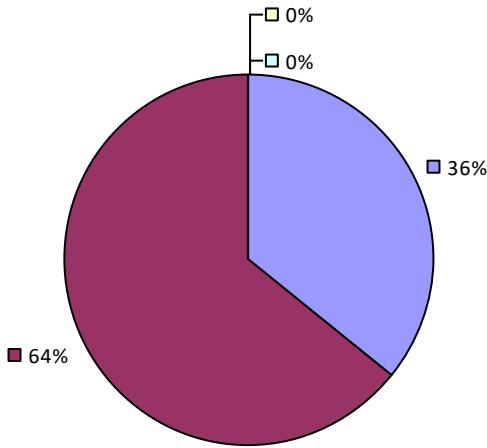
2022-23 TEACHER EVALUATION RESULTS

Student performance results not shown due to suppression*

Teacher Observation



Overall Rating

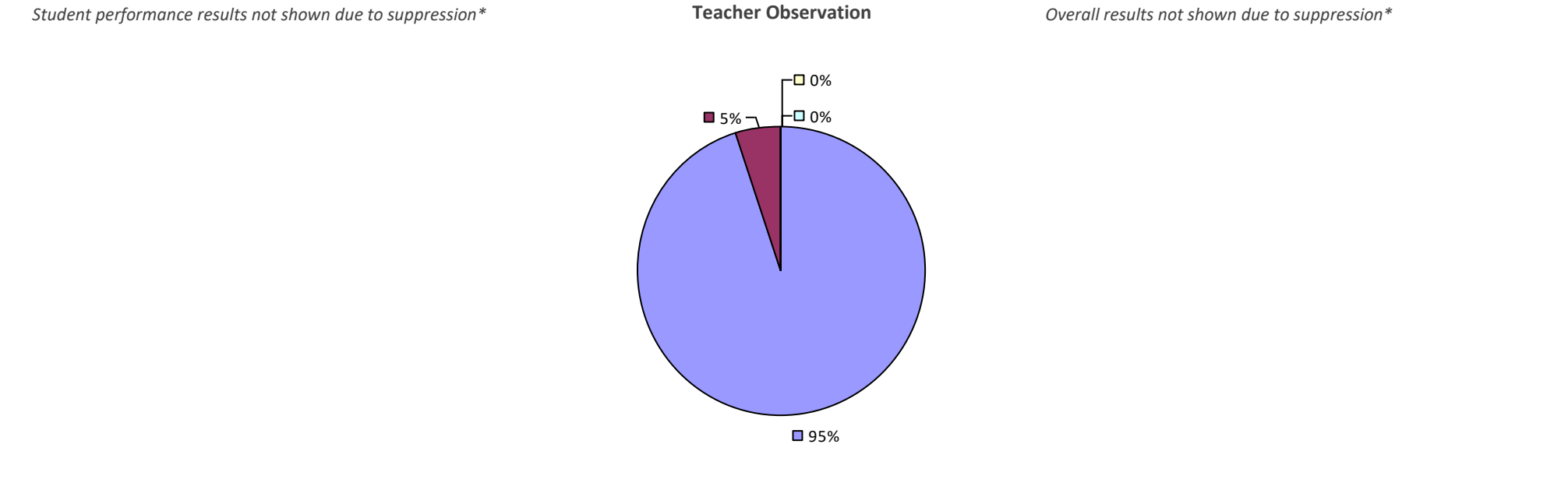


2022-23 PRINCIPAL EVALUATION RESULTS NOT SHOWN DUE TO SUPPRESSION*

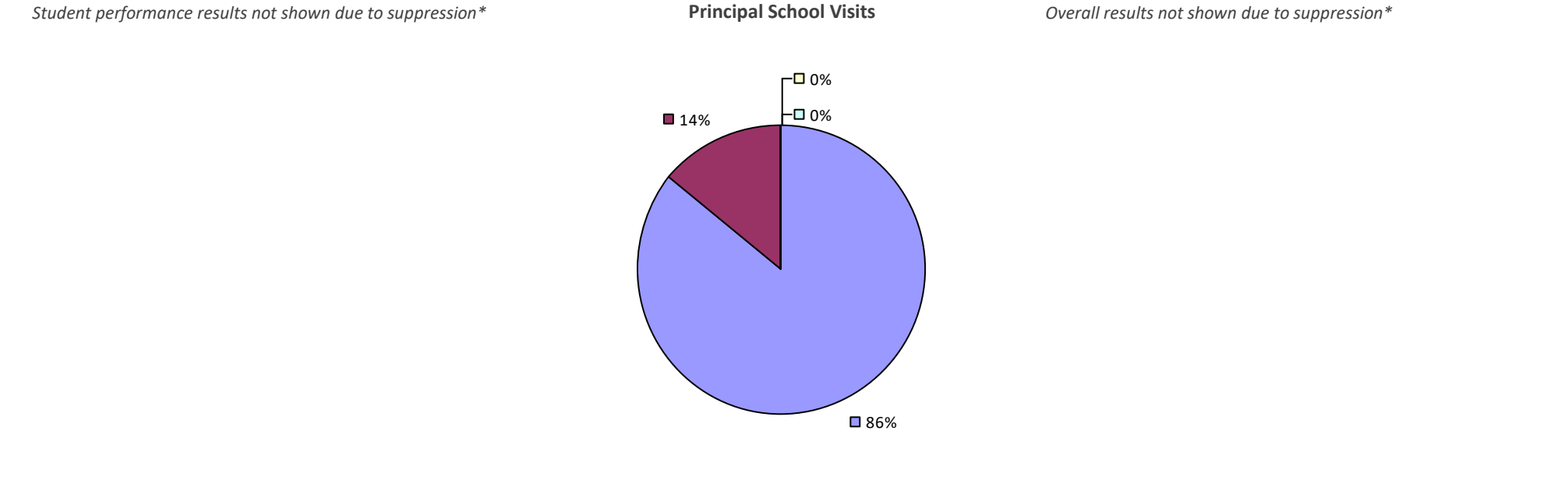
* Data is suppressed if 100% of teachers/principals received the same rating or if the total teachers/principals in an LEA is less than five.

WANTAGH UFSD

2022-23 TEACHER EVALUATION RESULTS



2022-23 PRINCIPAL EVALUATION RESULTS

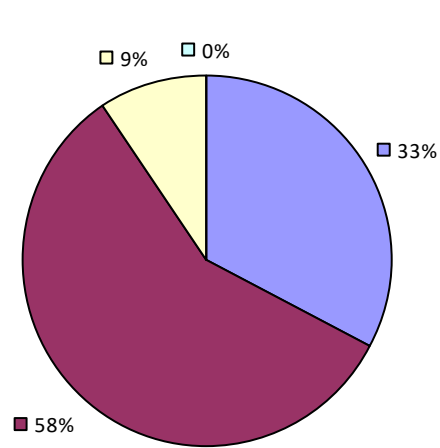


* Data is suppressed if 100% of teachers/principals received the same rating or if the total teachers/principals in an LEA is less than five.

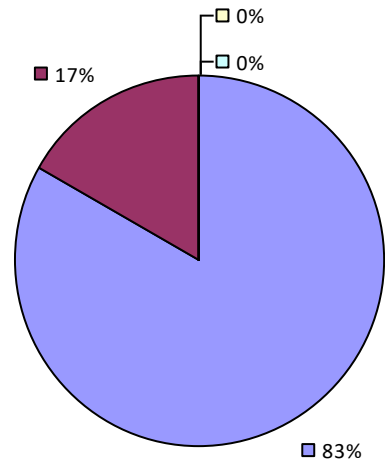
WAPPINGERS CSD

2022-23 TEACHER EVALUATION RESULTS

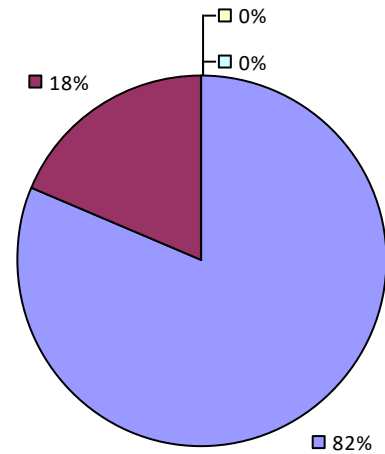
Student Performance



Teacher Observation

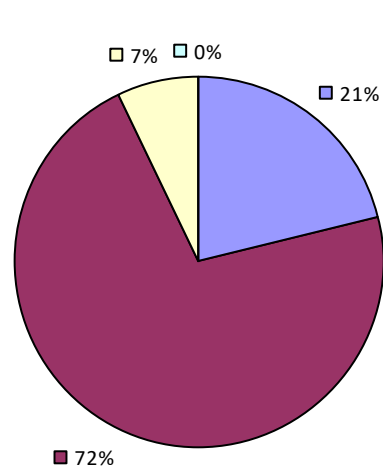


Overall Rating



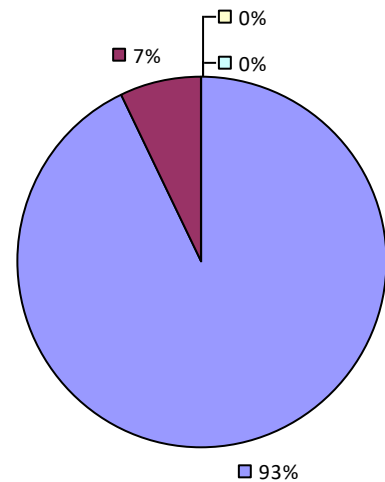
2022-23 PRINCIPAL EVALUATION RESULTS

Student Performance



Principal school visit results not shown due to suppression*

Overall Rating



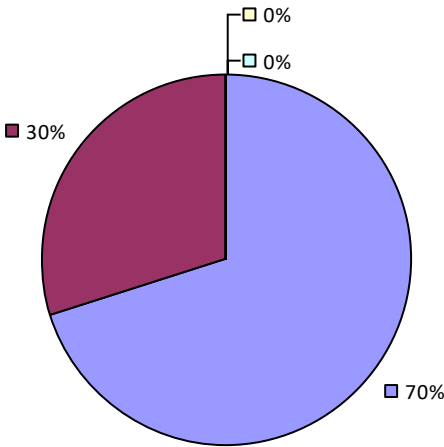
* Data is suppressed if 100% of teachers/principals received the same rating or if the total teachers/principals in an LEA is less than five.

WARRENSBURG CSD

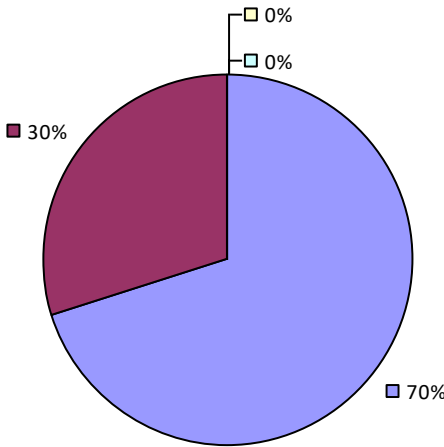
2022-23 TEACHER EVALUATION RESULTS

Student performance results not shown due to suppression*

Teacher Observation



Overall Rating



2022-23 PRINCIPAL EVALUATION RESULTS NOT SHOWN DUE TO SUPPRESSION*

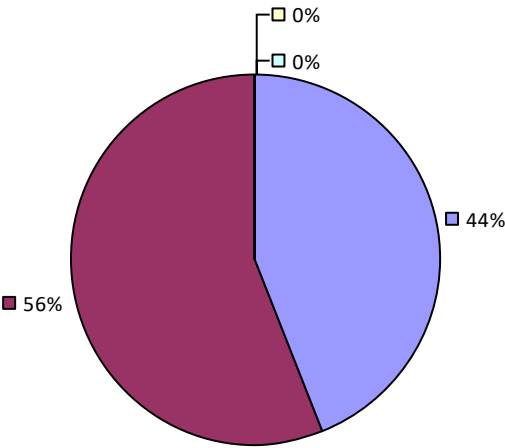
* Data is suppressed if 100% of teachers/principals received the same rating or if the total teachers/principals in an LEA is less than five.

WARSAW CSD

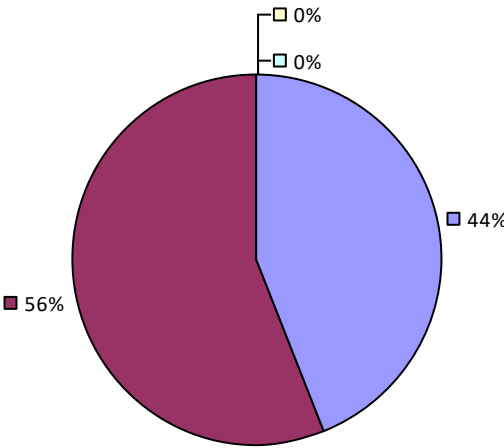
2022-23 TEACHER EVALUATION RESULTS

Student performance results not shown due to suppression*

Teacher Observation



Overall Rating



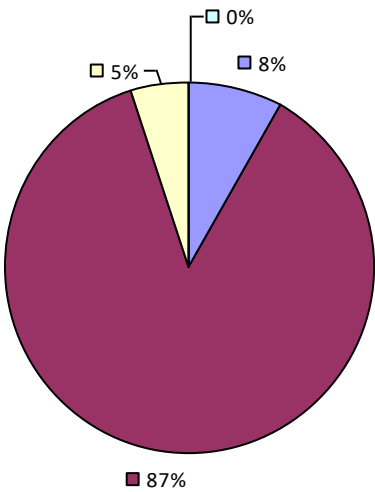
2022-23 PRINCIPAL EVALUATION RESULTS NOT SHOWN DUE TO SUPPRESSION*

* Data is suppressed if 100% of teachers/principals received the same rating or if the total teachers/principals in an LEA is less than five.

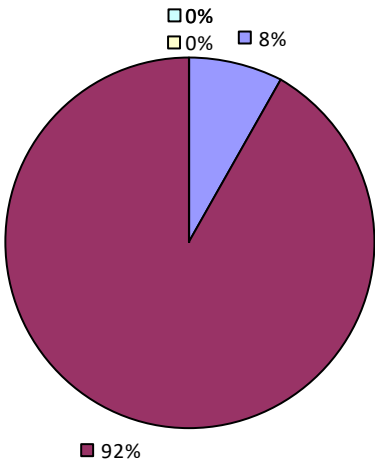
WARWICK VALLEY CSD

Student performance results not shown due to suppression*

Teacher Observation



Overall Rating



2022-23 Principal Evaluation Results Not Shown Due to Suppression*

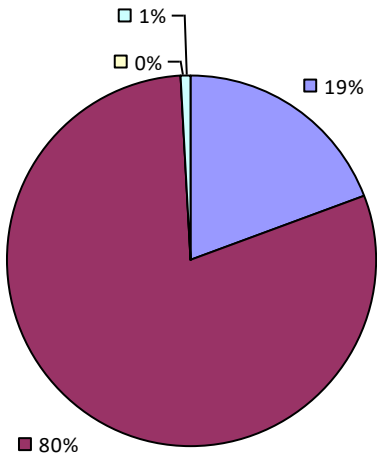
* Data is suppressed if 100% of teachers/principals received the same rating or if the total teachers/principals in an LEA is less than five.

WASHING-SARA-WAR-HAMLTN-ESSEX BOCES

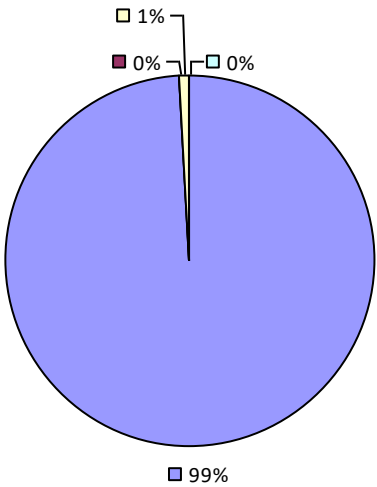
2022-23 TEACHER EVALUATION RESULTS

Student performance results not shown due to suppression*

Teacher Observation



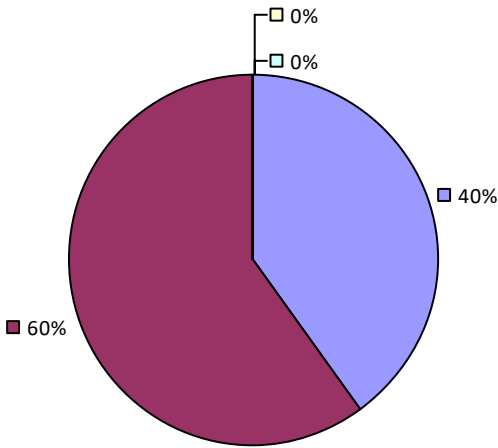
Overall Rating



2022-23 PRINCIPAL EVALUATION RESULTS

Student performance results not shown due to suppression*

Principal School Visits



Overall results not shown due to suppression*

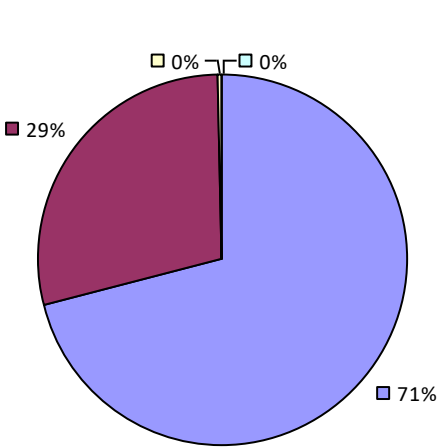
* Data is suppressed if 100% of teachers/principals received the same rating or if the total teachers/principals in an LEA is less than five.

WASHINGTONVILLE CSD

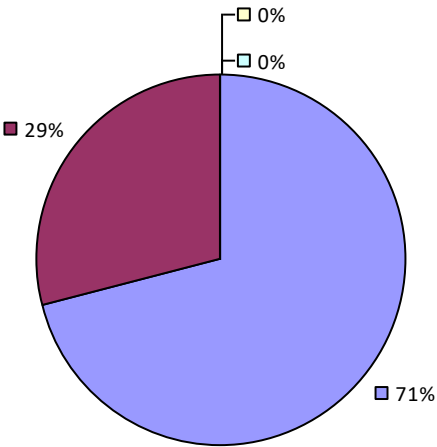
2022-23 TEACHER EVALUATION RESULTS

Student performance results not shown due to suppression*

Teacher Observation



Overall Rating



2022-23 PRINCIPAL EVALUATION RESULTS NOT SHOWN DUE TO SUPPRESSION*

* Data is suppressed if 100% of teachers/principals received the same rating or if the total teachers/principals in an LEA is less than five.

WATERFORD-HALFMOON UFSD

2022-23 TEACHER EVALUATION RESULTS NOT SHOWN DUE TO SUPPRESSION*

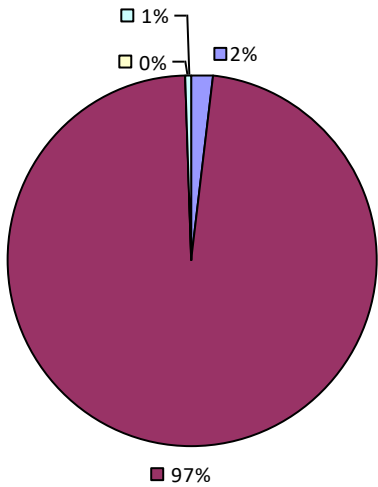
2022-23 PRINCIPAL EVALUATION RESULTS NOT SHOWN DUE TO SUPPRESSION*

* Data is suppressed if 100% of teachers/principals received the same rating or if the total teachers/principals in an LEA is less than five.

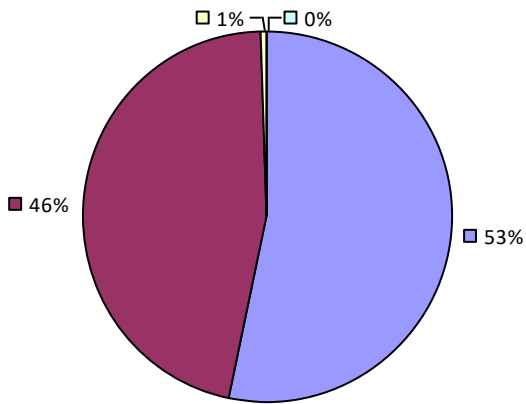
WATERLOO CSD

2022-23 TEACHER EVALUATION RESULTS

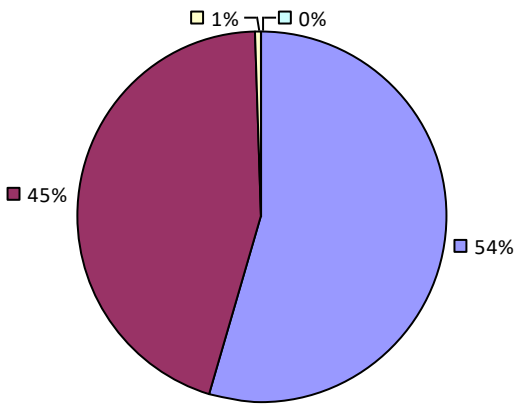
Student Performance



Teacher Observation



Overall Rating



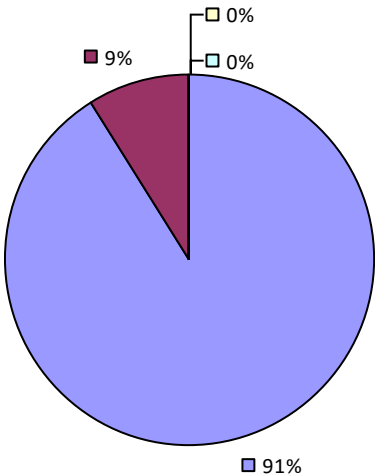
2022-23 PRINCIPAL EVALUATION RESULTS NOT SHOWN DUE TO SUPPRESSION*

* Data is suppressed if 100% of teachers/principals received the same rating or if the total teachers/principals in an LEA is less than five.

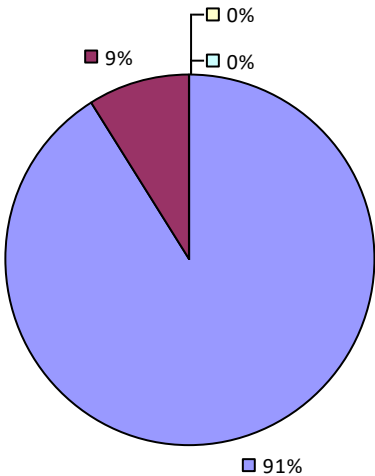
WATERTOWN CITY SD

Student performance results not shown due to suppression*

Teacher Observation

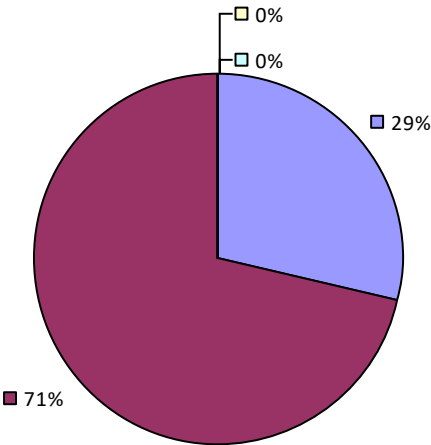


Overall Rating

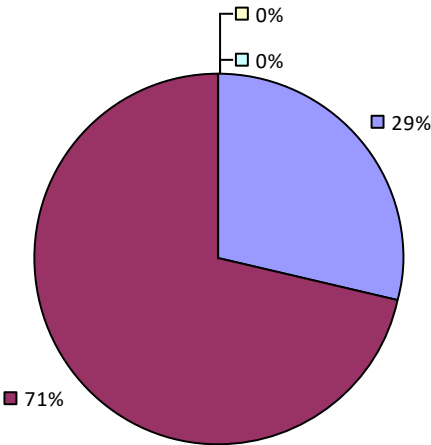


Student performance results not shown due to suppression*

Principal School Visits



Overall Rating



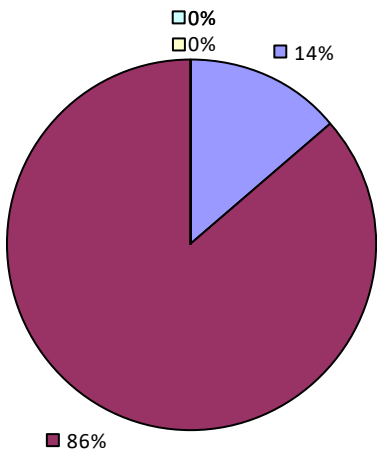
* Data is suppressed if 100% of teachers/principals received the same rating or if the total teachers/principals in an LEA is less than five.

WATERVILLE CSD

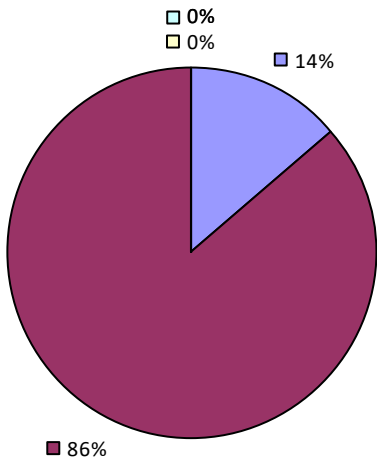
2022-23 TEACHER EVALUATION RESULTS

Student performance results not shown due to suppression*

Teacher Observation



Overall Rating



2022-23 PRINCIPAL EVALUATION RESULTS NOT SHOWN DUE TO SUPPRESSION*

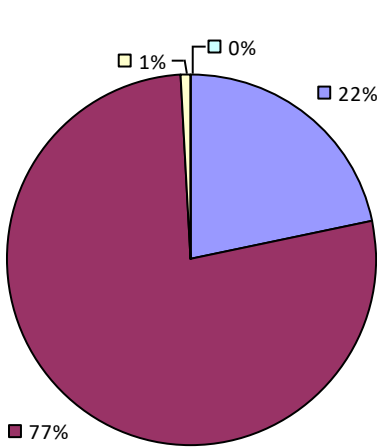
* Data is suppressed if 100% of teachers/principals received the same rating or if the total teachers/principals in an LEA is less than five.

WATERVLIET CITY SD

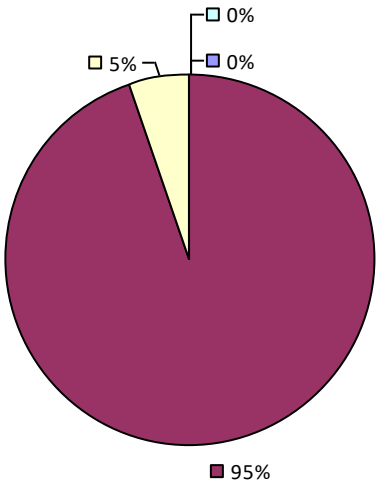
2022-23 TEACHER EVALUATION RESULTS

Student performance results not shown due to suppression*

Teacher Observation



Overall Rating



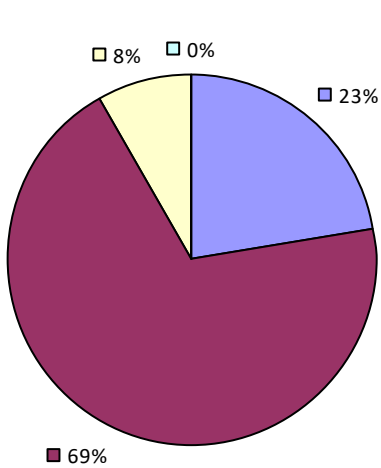
2022-23 PRINCIPAL EVALUATION RESULTS NOT SHOWN DUE TO SUPPRESSION*

* Data is suppressed if 100% of teachers/principals received the same rating or if the total teachers/principals in an LEA is less than five.

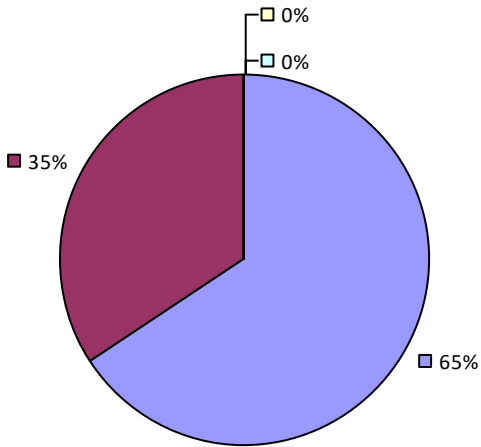
WATKINS GLEN CSD

2022-23 TEACHER EVALUATION RESULTS

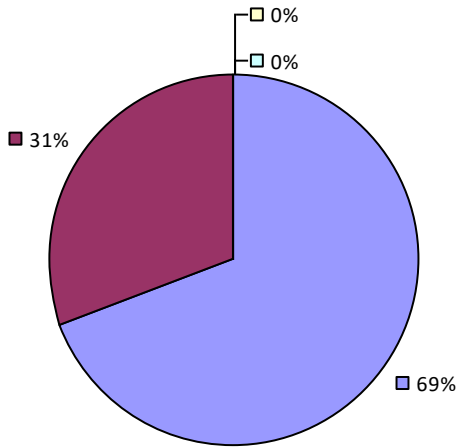
Student Performance



Teacher Observation



Overall Rating



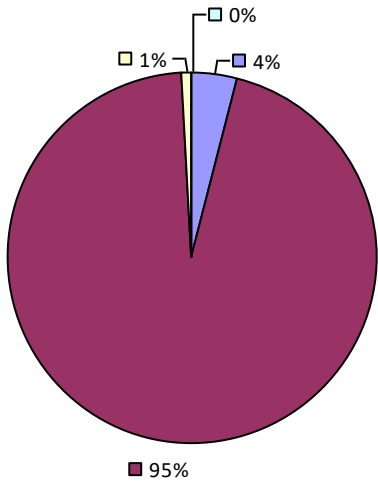
2022-23 PRINCIPAL EVALUATION RESULTS NOT SHOWN DUE TO SUPPRESSION*

* Data is suppressed if 100% of teachers/principals received the same rating or if the total teachers/principals in an LEA is less than five.

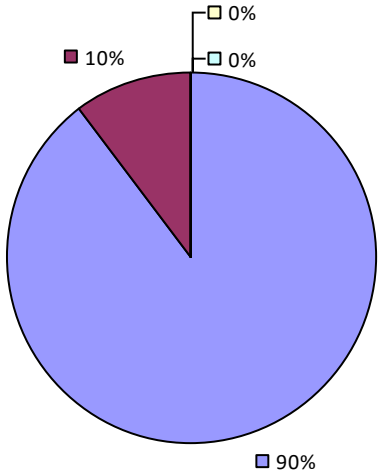
WAVERLY CSD

2022-23 TEACHER EVALUATION RESULTS

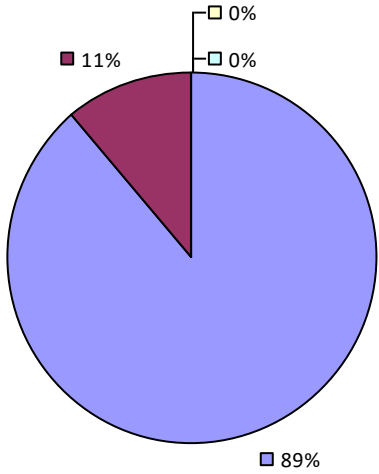
Student Performance



Teacher Observation



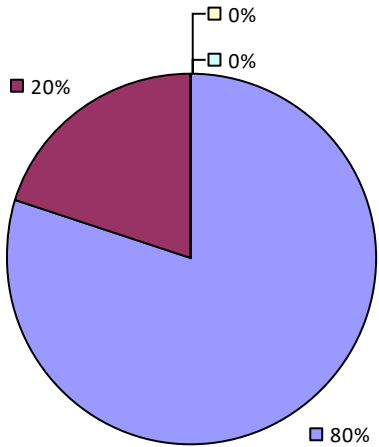
Overall Rating



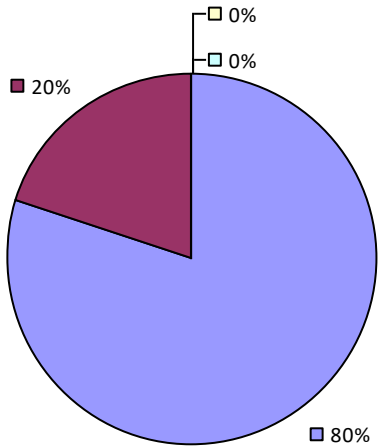
2022-23 PRINCIPAL EVALUATION RESULTS

Student performance results not shown due to suppression*

Principal School Visits



Overall Rating



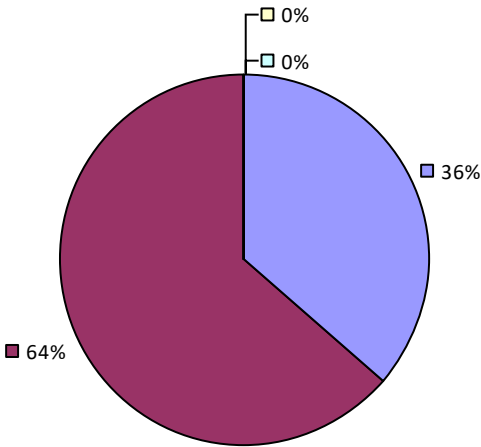
* Data is suppressed if 100% of teachers/principals received the same rating or if the total teachers/principals in an LEA is less than five.

WAYLAND-COHOCTON CSD

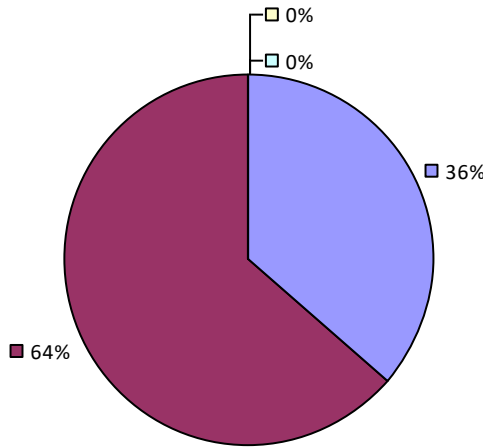
2022-23 TEACHER EVALUATION RESULTS

Student performance results not shown due to suppression*

Teacher Observation



Overall Rating



2022-23 PRINCIPAL EVALUATION RESULTS NOT SHOWN DUE TO SUPPRESSION*

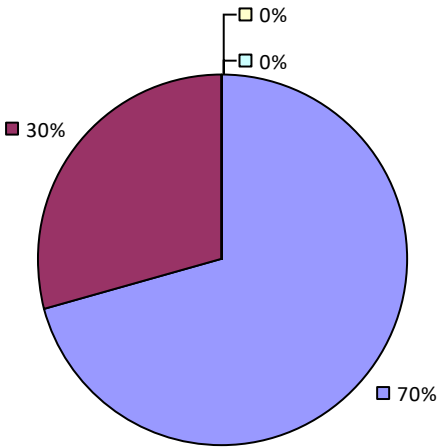
* Data is suppressed if 100% of teachers/principals received the same rating or if the total teachers/principals in an LEA is less than five.

WAYNE CSD

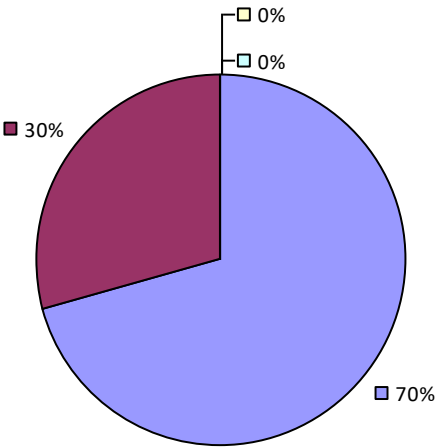
2022-23 TEACHER EVALUATION RESULTS

Student performance results not shown due to suppression*

Teacher Observation



Overall Rating

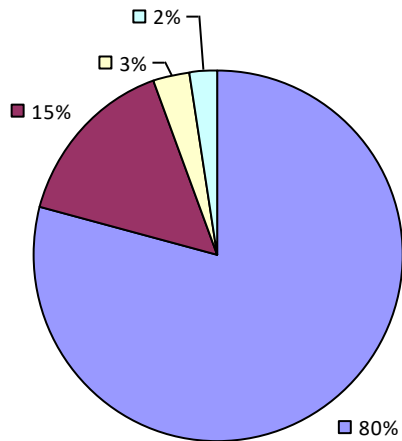


2022-23 PRINCIPAL EVALUATION RESULTS NOT SHOWN DUE TO SUPPRESSION*

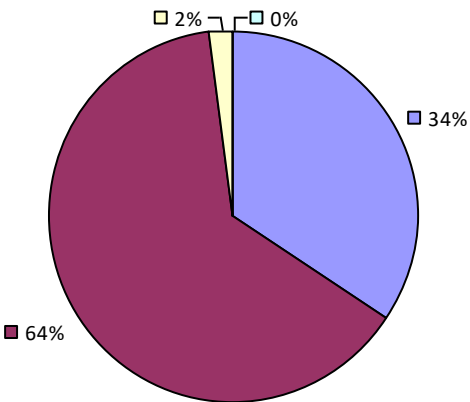
* Data is suppressed if 100% of teachers/principals received the same rating or if the total teachers/principals in an LEA is less than five.

WAYNE-FINGER LAKES BOCES
2022-23 TEACHER EVALUATION RESULTS

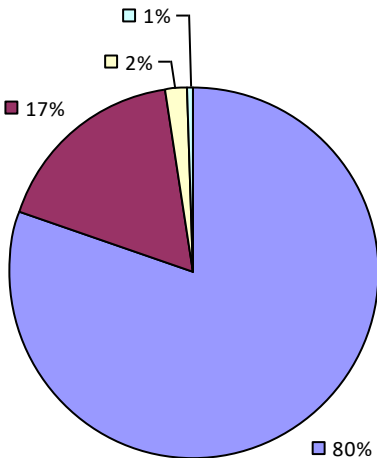
Student Performance



Teacher Observation

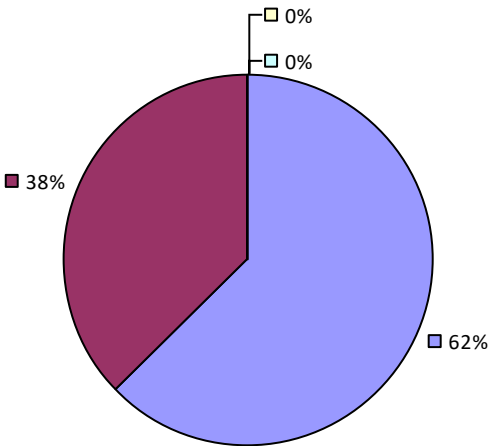


Overall Rating



2022-23 PRINCIPAL EVALUATION RESULTS

Student Performance



Principal school visit results not shown due to suppression*

Overall results not shown due to suppression*

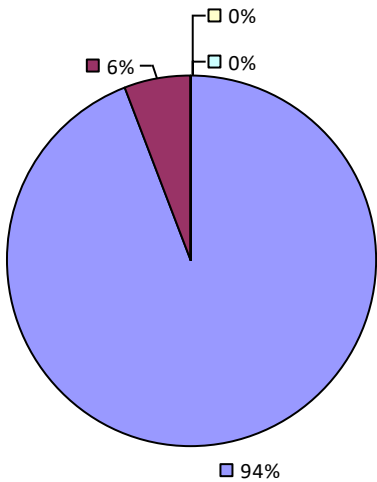
* Data is suppressed if 100% of teachers/principals received the same rating or if the total teachers/principals in an LEA is less than five.

2022-23 TEACHER EVALUATION RESULTS

Student performance results not shown due to suppression*

Teacher Observation

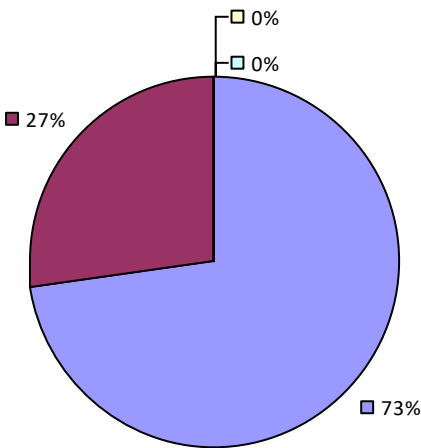
Overall results not shown due to suppression*



Student performance results not shown due to suppression*

Principal School Visits

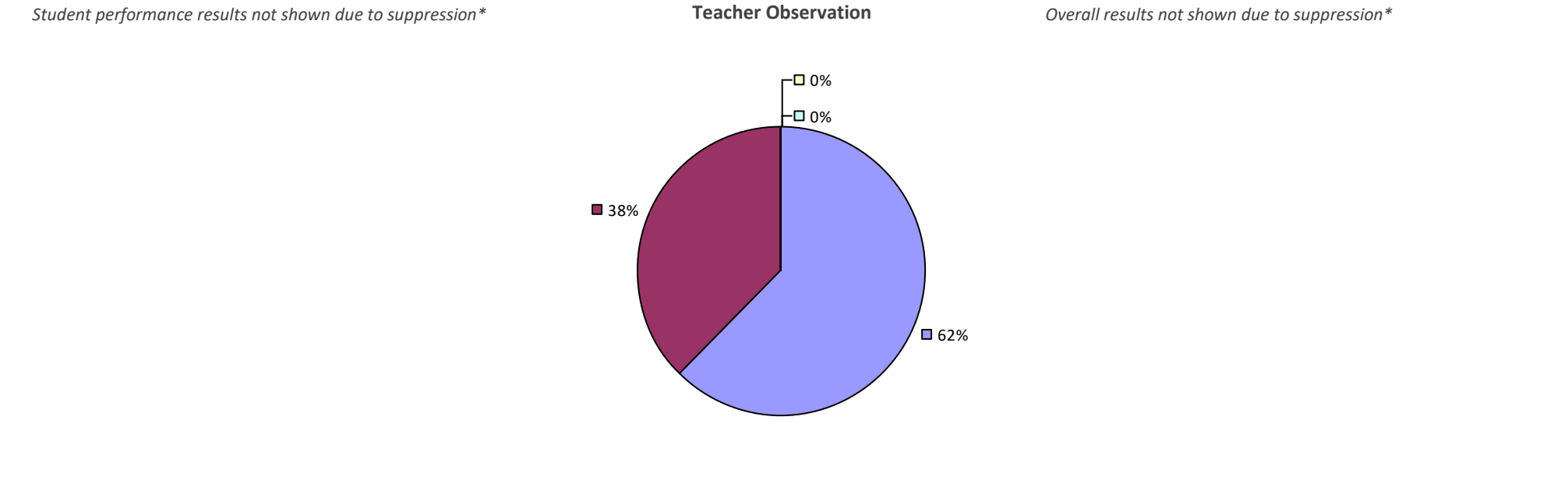
Overall results not shown due to suppression*



* Data is suppressed if 100% of teachers/principals received the same rating or if the total teachers/principals in an LEA is less than five.

WEEDSPORT CSD

2022-23 TEACHER EVALUATION RESULTS

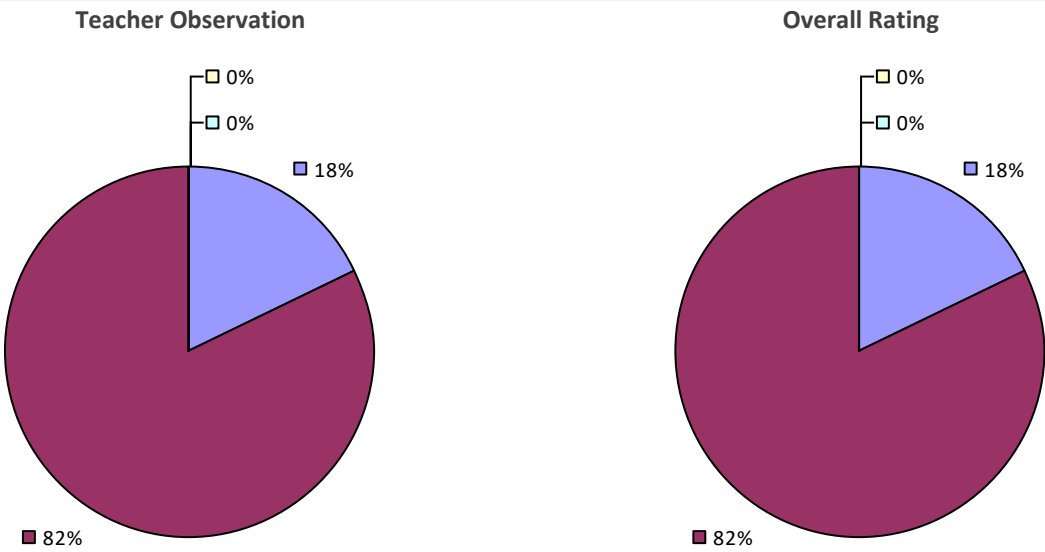


2022-23 PRINCIPAL EVALUATION RESULTS NOT SHOWN DUE TO SUPPRESSION*

WELLS CSD

2022-23 TEACHER EVALUATION RESULTS

Student performance results not shown due to suppression*



2022-23 PRINCIPAL EVALUATION RESULTS NOT SHOWN DUE TO SUPPRESSION*

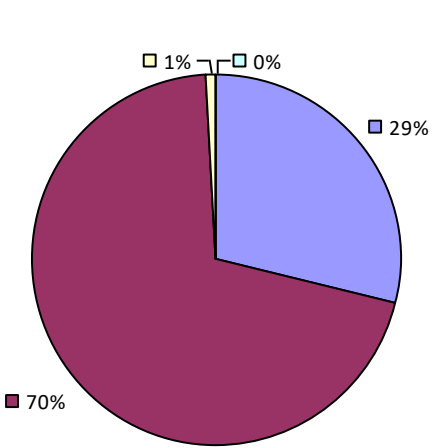
* Data is suppressed if 100% of teachers/principals received the same rating or if the total teachers/principals in an LEA is less than five.

WELLSVILLE CSD

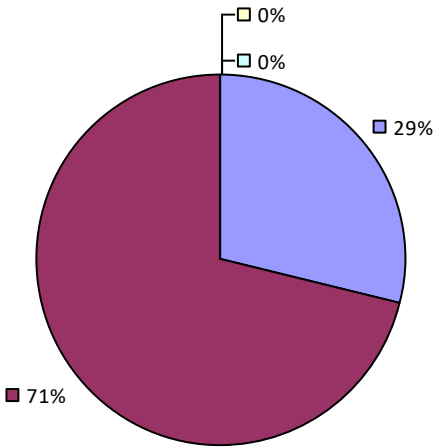
2022-23 TEACHER EVALUATION RESULTS

Student performance results not shown due to suppression*

Teacher Observation



Overall Rating



2022-23 PRINCIPAL EVALUATION RESULTS NOT SHOWN DUE TO SUPPRESSION*

* Data is suppressed if 100% of teachers/principals received the same rating or if the total teachers/principals in an LEA is less than five.

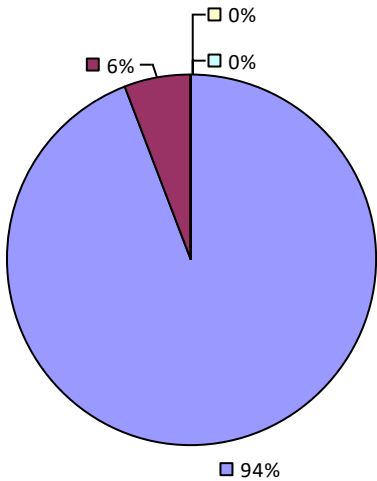
WEST BABYLON UFSD

2022-23 TEACHER EVALUATION RESULTS

Student performance results not shown due to suppression*

Teacher Observation

Overall results not shown due to suppression*

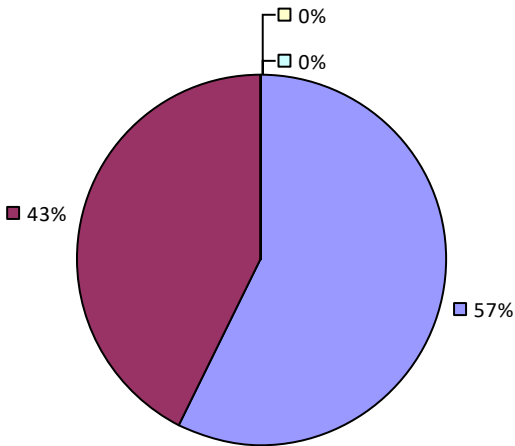


2022-23 PRINCIPAL EVALUATION RESULTS

Student performance results not shown due to suppression*

Principal School Visits

Overall results not shown due to suppression*



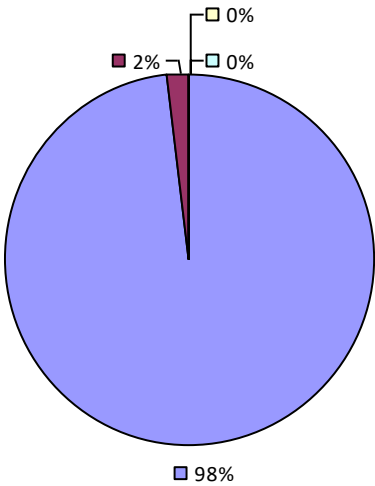
* Data is suppressed if 100% of teachers/principals received the same rating or if the total teachers/principals in an LEA is less than five.

WEST CANADA VALLEY CSD

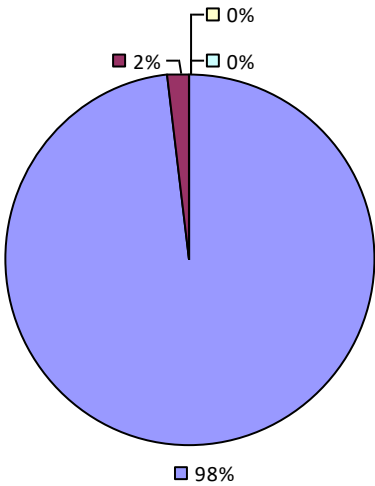
2022-23 TEACHER EVALUATION RESULTS

Student performance results not shown due to suppression*

Teacher Observation



Overall Rating



2022-23 PRINCIPAL EVALUATION RESULTS NOT SHOWN DUE TO SUPPRESSION*

* Data is suppressed if 100% of teachers/principals received the same rating or if the total teachers/principals in an LEA is less than five.

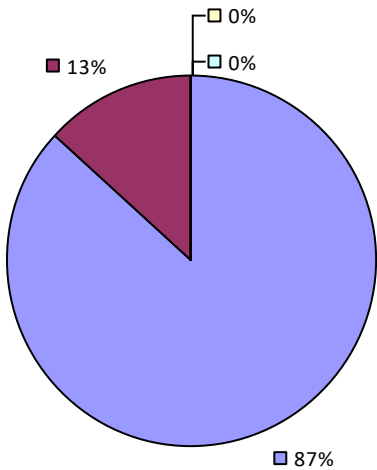
WEST GENESEE CSD

2022-23 TEACHER EVALUATION RESULTS

Student performance results not shown due to suppression*

Teacher Observation

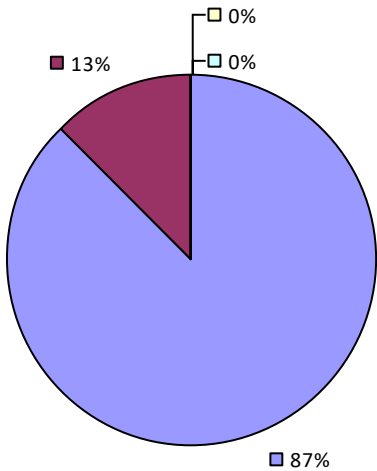
Overall results not shown due to suppression*



Student performance results not shown due to suppression*

Principal School Visits

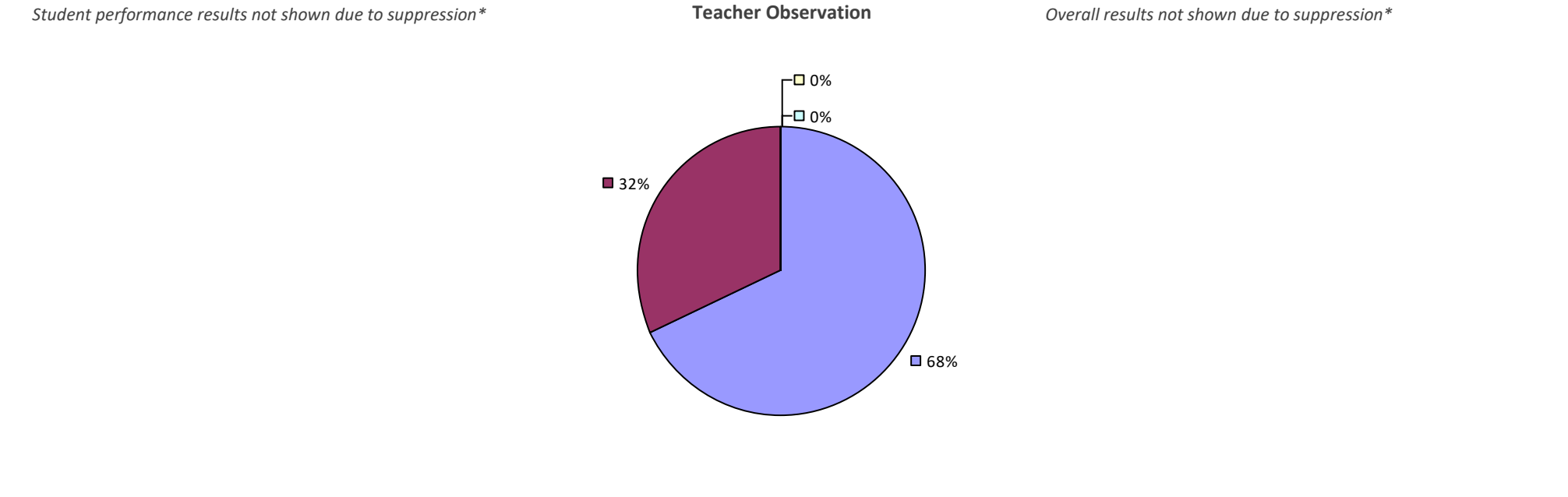
Overall results not shown due to suppression*



* Data is suppressed if 100% of teachers/principals received the same rating or if the total teachers/principals in an LEA is less than five.

WEST HEMPSTEAD UFSD

2022-23 TEACHER EVALUATION RESULTS



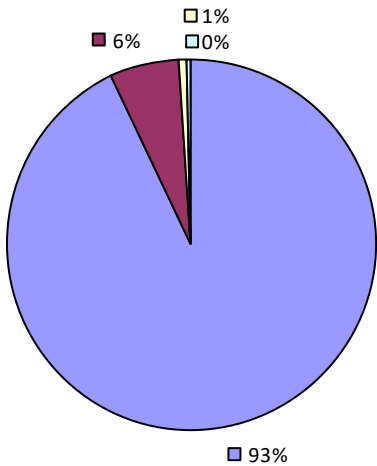
2022-23 PRINCIPAL EVALUATION RESULTS NOT SHOWN DUE TO SUPPRESSION*

* Data is suppressed if 100% of teachers/principals received the same rating or if the total teachers/principals in an LEA is less than five.

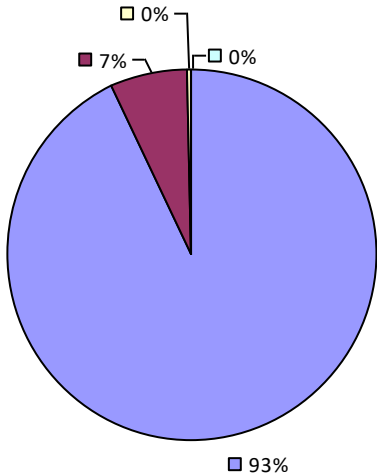
WEST IRONDEQUOIT CSD
2022-23 TEACHER EVALUATION RESULTS

Student performance results not shown due to suppression*

Teacher Observation



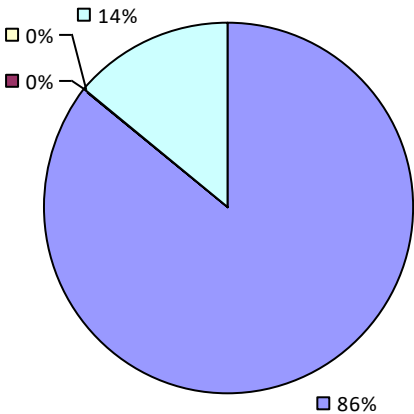
Overall Rating



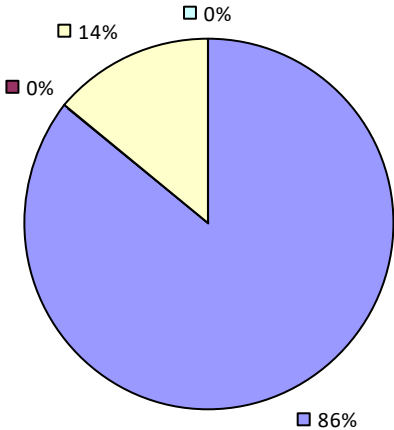
2022-23 PRINCIPAL EVALUATION RESULTS

Student performance results not shown due to suppression*

Principal School Visits



Overall Rating

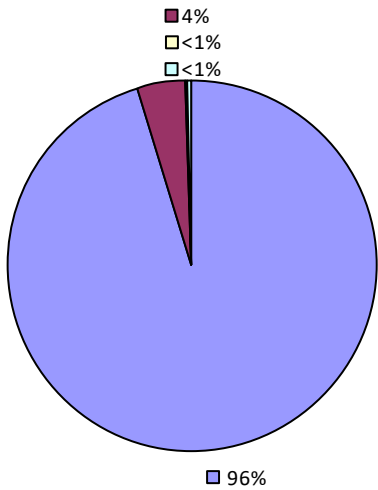


* Data is suppressed if 100% of teachers/principals received the same rating or if the total teachers/principals in an LEA is less than five.

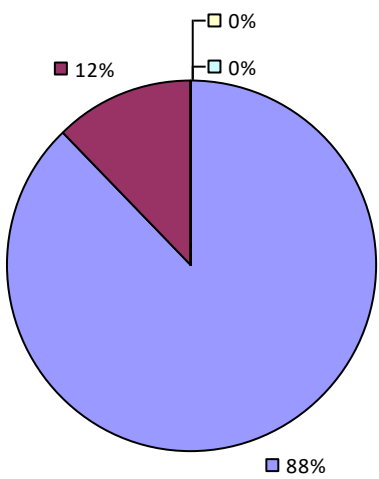
WEST ISLIP UFSD

2022-23 TEACHER EVALUATION RESULTS

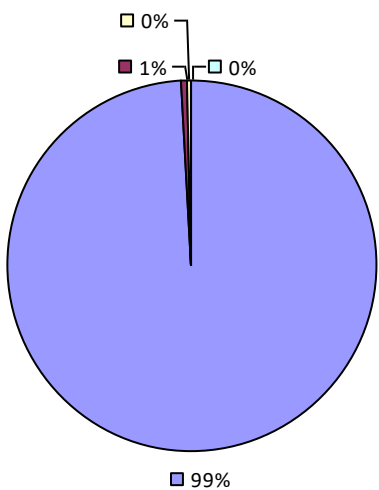
Student Performance



Teacher Observation



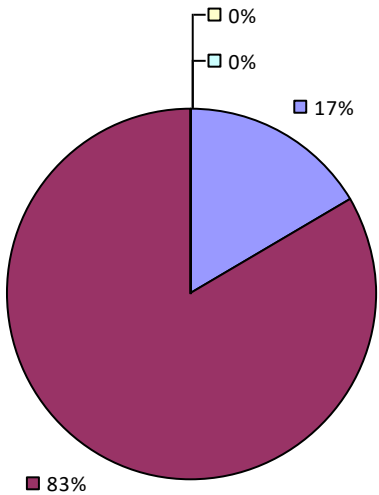
Overall Rating



2022-23 PRINCIPAL EVALUATION RESULTS

Student performance results not shown due to suppression*

Principal School Visits



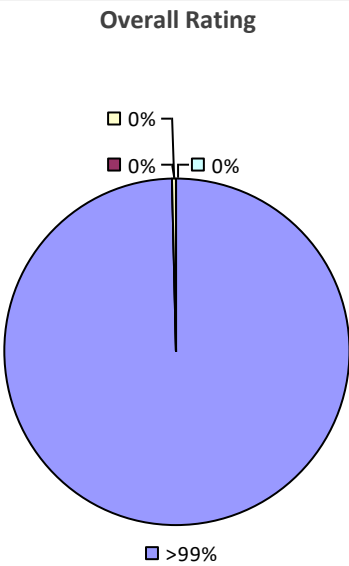
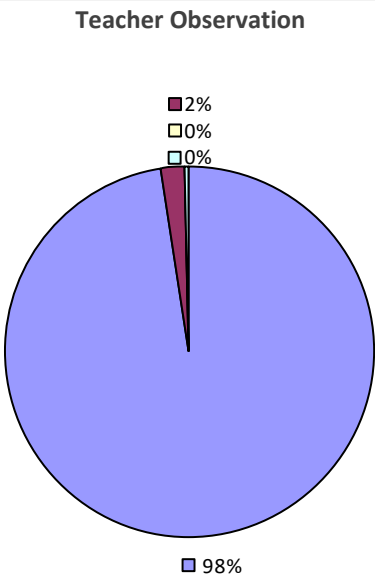
Overall results not shown due to suppression*

* Data is suppressed if 100% of teachers/principals received the same rating or if the total teachers/principals in an LEA is less than five.

WEST SENECA CSD

2022-23 TEACHER EVALUATION RESULTS

Student performance results not shown due to suppression*



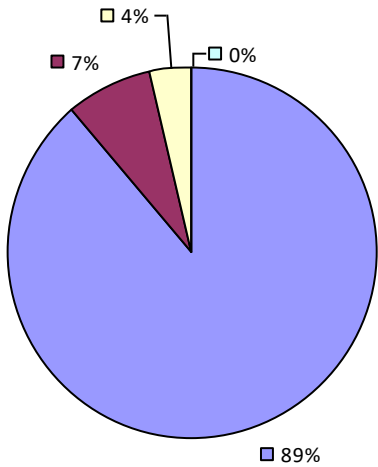
2022-23 PRINCIPAL EVALUATION RESULTS NOT SHOWN DUE TO SUPPRESSION*

* Data is suppressed if 100% of teachers/principals received the same rating or if the total teachers/principals in an LEA is less than five.

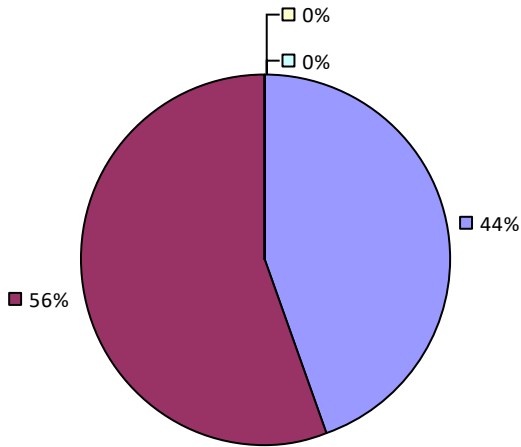
WEST VALLEY CSD

2022-23 TEACHER EVALUATION RESULTS

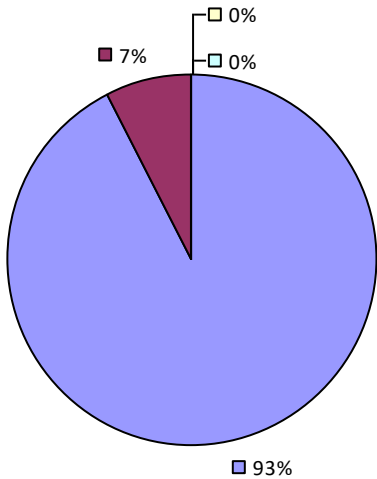
Student Performance



Teacher Observation



Overall Rating

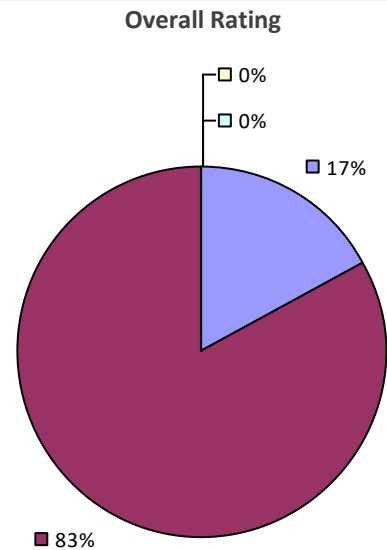
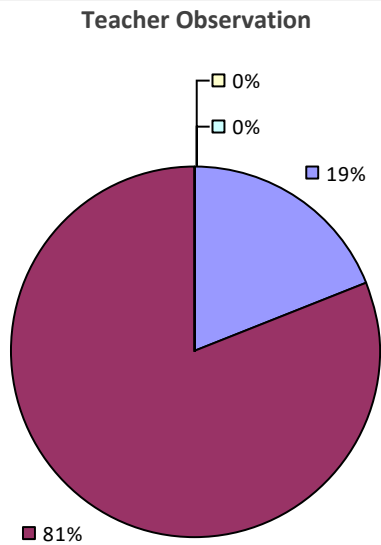
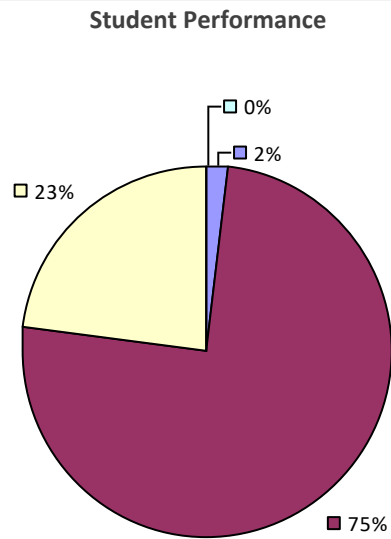


2022-23 PRINCIPAL EVALUATION RESULTS NOT SHOWN DUE TO SUPPRESSION*

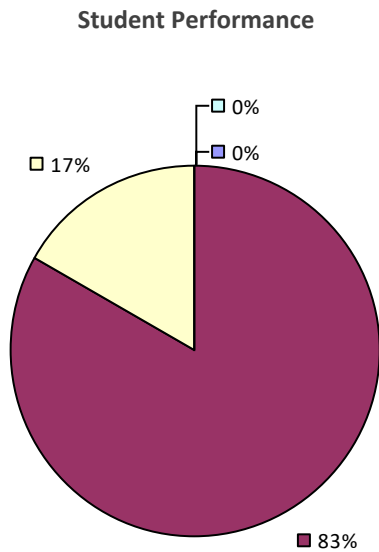
* Data is suppressed if 100% of teachers/principals received the same rating or if the total teachers/principals in an LEA is less than five.

WESTBURY UFSD

2022-23 TEACHER EVALUATION RESULTS



2022-23 PRINCIPAL EVALUATION RESULTS



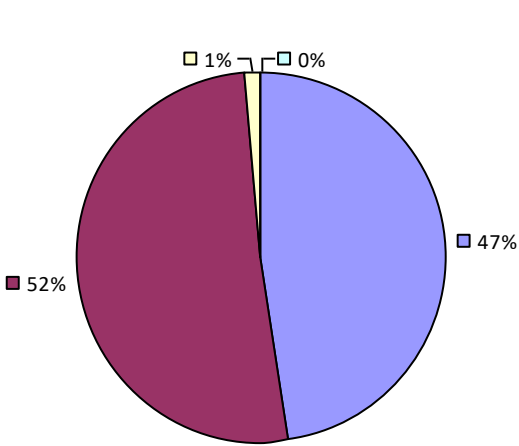
Principal school visit results not shown due to suppression*

Overall results not shown due to suppression*

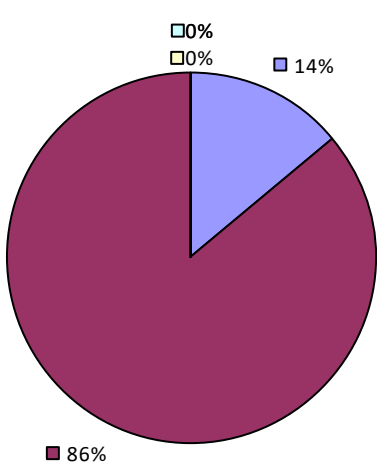
* Data is suppressed if 100% of teachers/principals received the same rating or if the total teachers/principals in an LEA is less than five.

WESTCHESTER BOCES

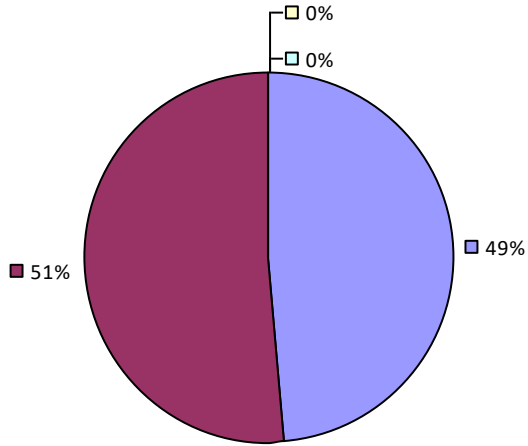
Student Performance



Teacher Observation

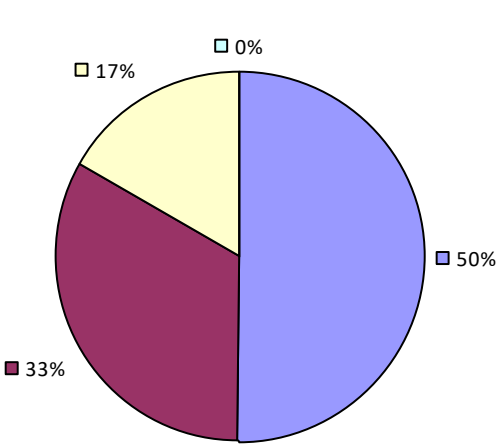


Overall Rating

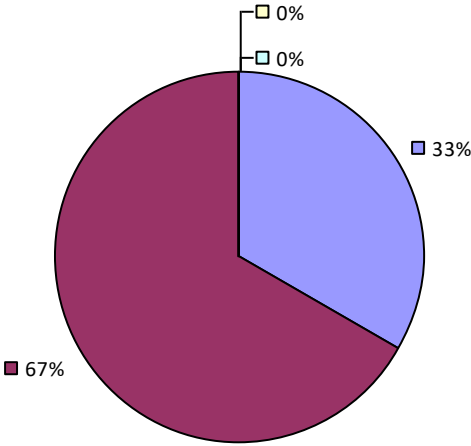


2022-23 PRINCIPAL EVALUATION RESULTS

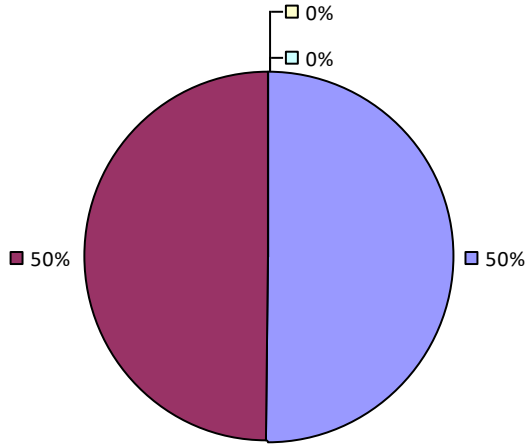
Student Performance



Principal School Visits



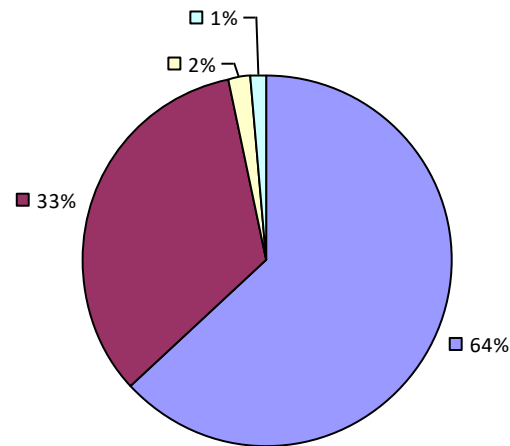
Overall Rating



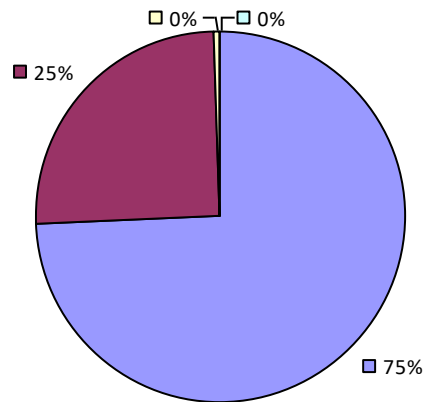
* Data is suppressed if 100% of teachers/principals received the same rating or if the total teachers/principals in an LEA is less than five.

WESTERN SUFFOLK BOCES
2022-23 TEACHER EVALUATION RESULTS

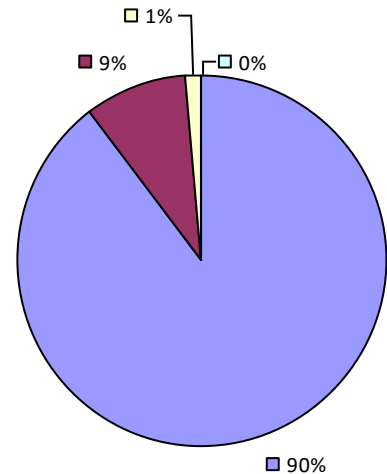
Student Performance



Teacher Observation



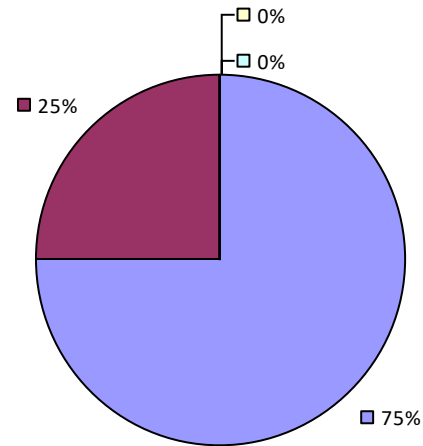
Overall Rating



2022-23 PRINCIPAL EVALUATION RESULTS

Student performance results not shown due to suppression*

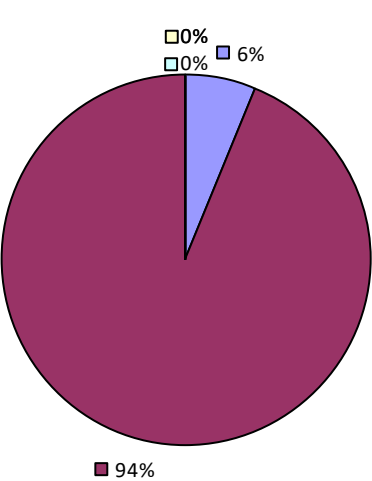
Principal School Visits



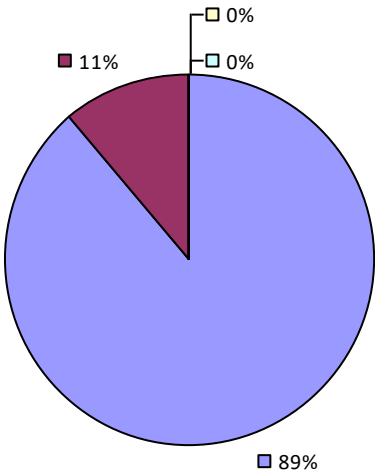
Overall results not shown due to suppression*

* Data is suppressed if 100% of teachers/principals received the same rating or if the total teachers/principals in an LEA is less than five.

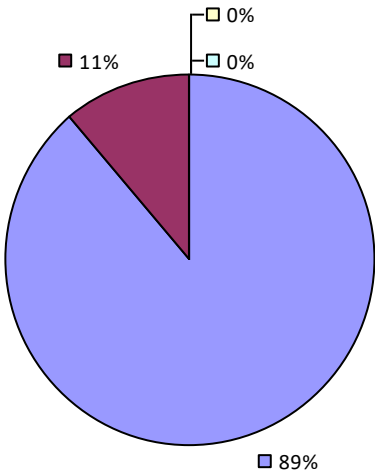
Student Performance



Teacher Observation



Overall Rating

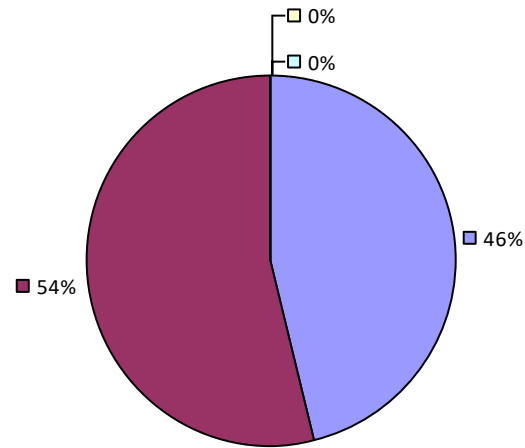


2022-23 PRINCIPAL EVALUATION RESULTS NOT SHOWN DUE TO SUPPRESSION*

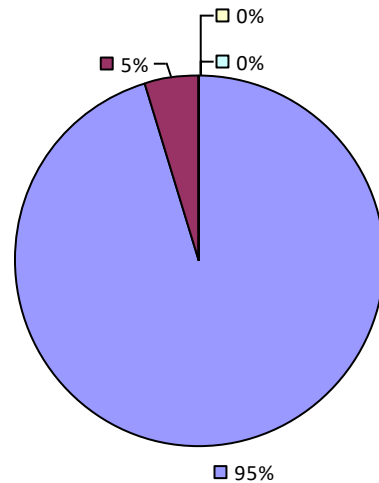
* Data is suppressed if 100% of teachers/principals received the same rating or if the total teachers/principals in an LEA is less than five.

WESTHAMPTON BEACH UFSD
2022-23 TEACHER EVALUATION RESULTS

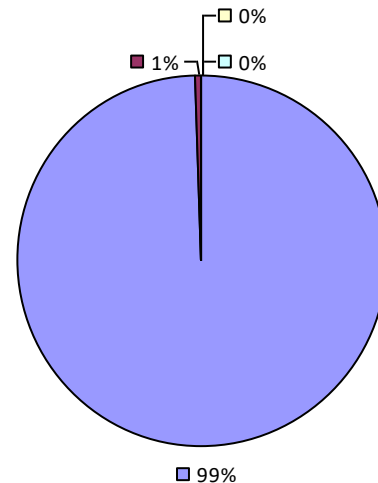
Student Performance



Teacher Observation



Overall Rating

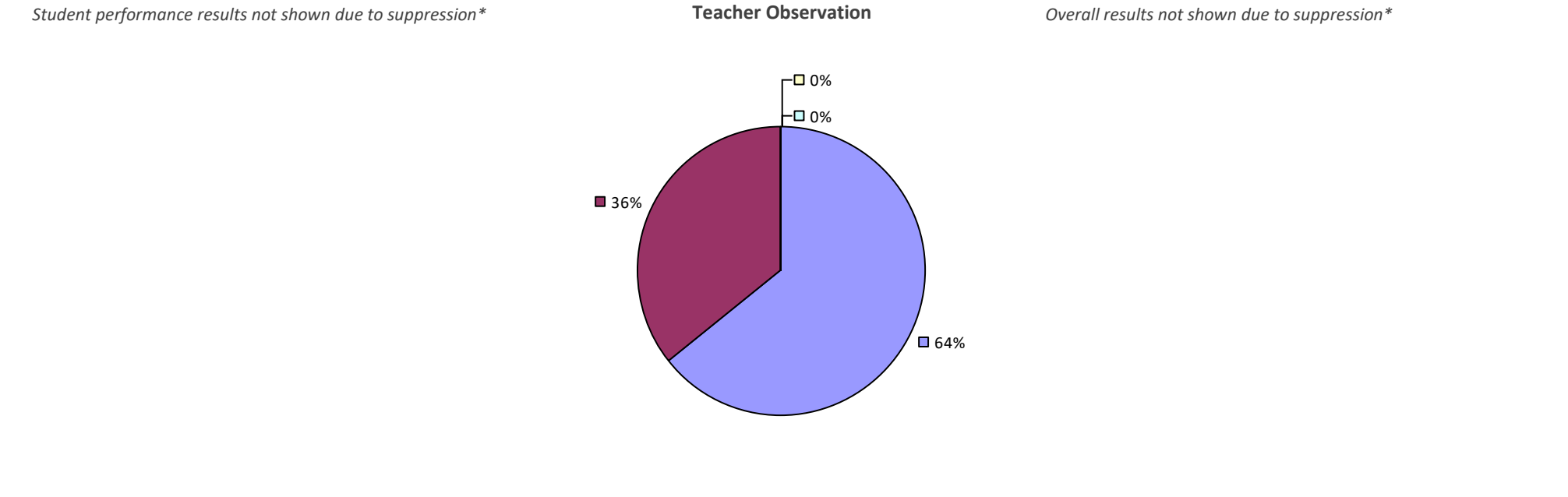


2022-23 PRINCIPAL EVALUATION RESULTS NOT SHOWN DUE TO SUPPRESSION*

* Data is suppressed if 100% of teachers/principals received the same rating or if the total teachers/principals in an LEA is less than five.

WESTHILL CSD

2022-23 TEACHER EVALUATION RESULTS



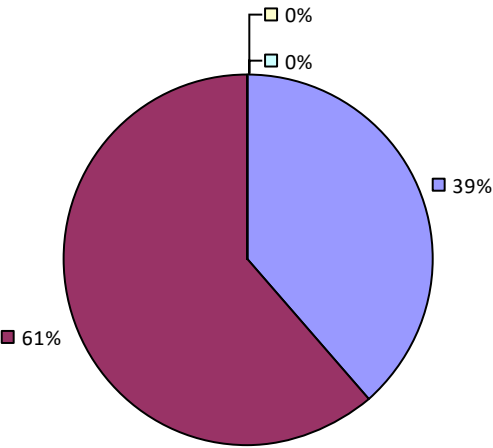
2022-23 PRINCIPAL EVALUATION RESULTS NOT SHOWN DUE TO SUPPRESSION*

* Data is suppressed if 100% of teachers/principals received the same rating or if the total teachers/principals in an LEA is less than five.

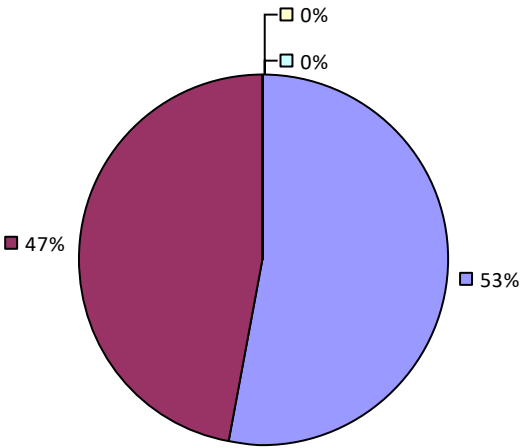
WESTMORELAND CSD

2022-23 TEACHER EVALUATION RESULTS

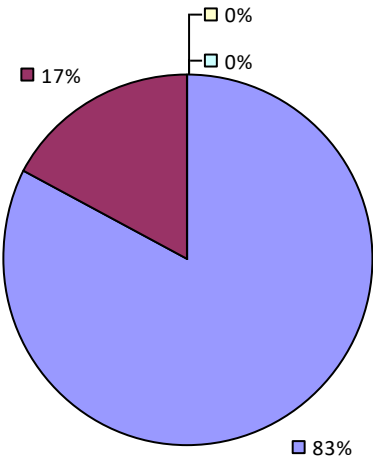
Student Performance



Teacher Observation



Overall Rating



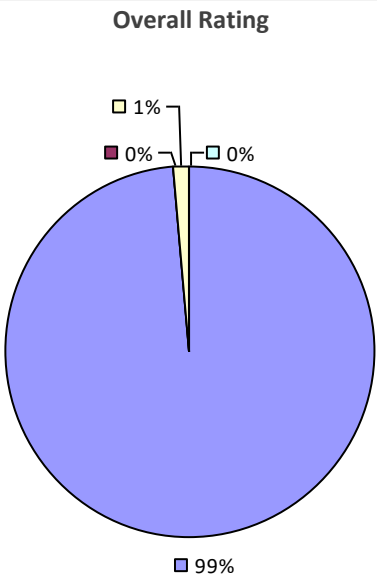
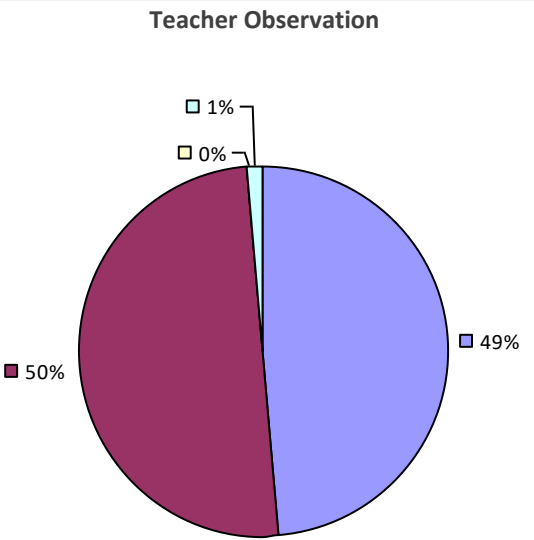
2022-23 PRINCIPAL EVALUATION RESULTS NOT SHOWN DUE TO SUPPRESSION*

* Data is suppressed if 100% of teachers/principals received the same rating or if the total teachers/principals in an LEA is less than five.

WHEATLAND-CHILI CSD

2022-23 TEACHER EVALUATION RESULTS

Student performance results not shown due to suppression*



2022-23 PRINCIPAL EVALUATION RESULTS NOT SHOWN DUE TO SUPPRESSION*

* Data is suppressed if 100% of teachers/principals received the same rating or if the total teachers/principals in an LEA is less than five.

WHEELERVILLE UFSD

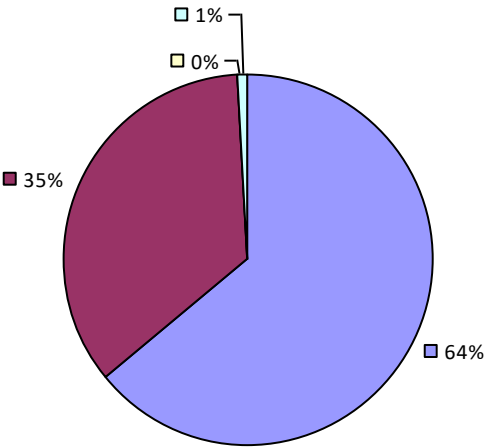
2022-23 TEACHER EVALUATION RESULTS NOT SHOWN DUE TO SUPPRESSION*

2022-23 PRINCIPAL EVALUATION RESULTS NOT SHOWN DUE TO SUPPRESSION*

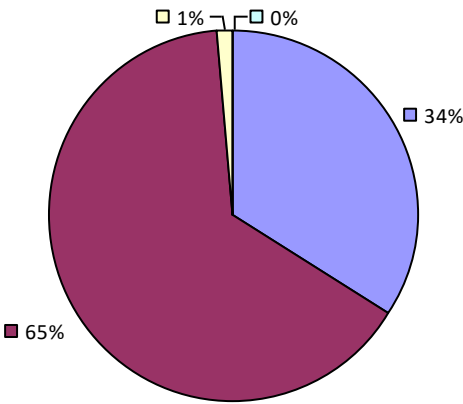
* Data is suppressed if 100% of teachers/principals received the same rating or if the total teachers/principals in an LEA is less than five.

WHITE PLAINS CITY SD
2022-23 TEACHER EVALUATION RESULTS

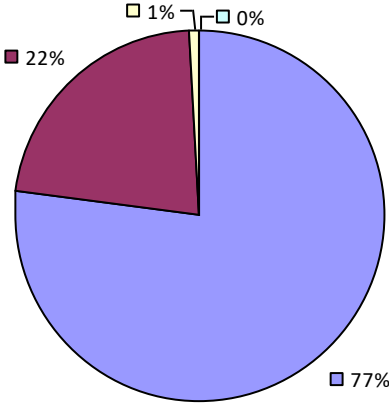
Student Performance



Teacher Observation

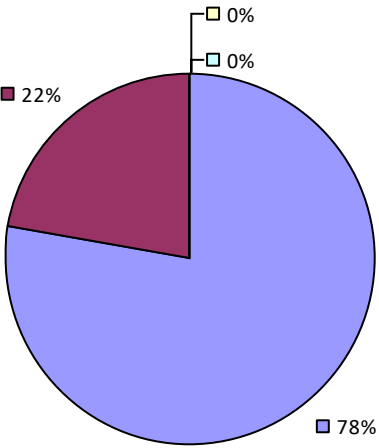


Overall Rating



2022-23 PRINCIPAL EVALUATION RESULTS

Student Performance



Principal school visit results not shown due to suppression*

Overall results not shown due to suppression*

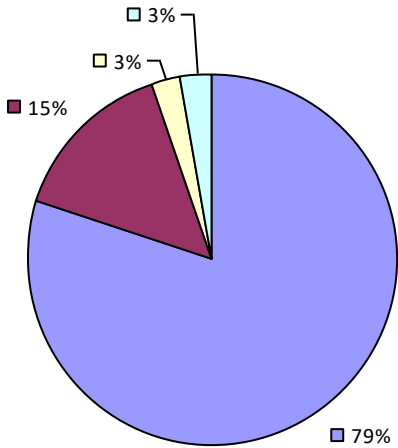
* Data is suppressed if 100% of teachers/principals received the same rating or if the total teachers/principals in an LEA is less than five.

WHITEHALL CSD

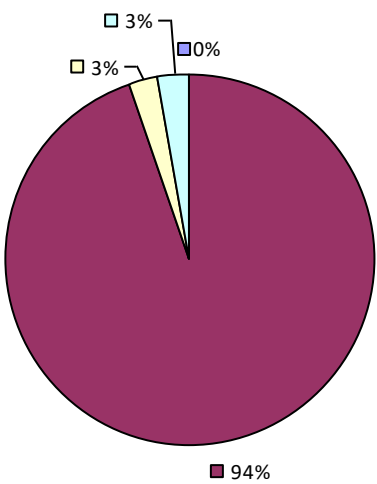
2022-23 TEACHER EVALUATION RESULTS

Student performance results not shown due to suppression*

Teacher Observation



Overall Rating



2022-23 PRINCIPAL EVALUATION RESULTS NOT SHOWN DUE TO SUPPRESSION*

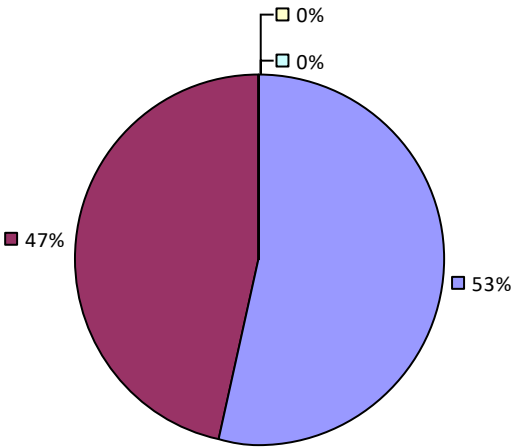
* Data is suppressed if 100% of teachers/principals received the same rating or if the total teachers/principals in an LEA is less than five.

WHITESBORO CSD

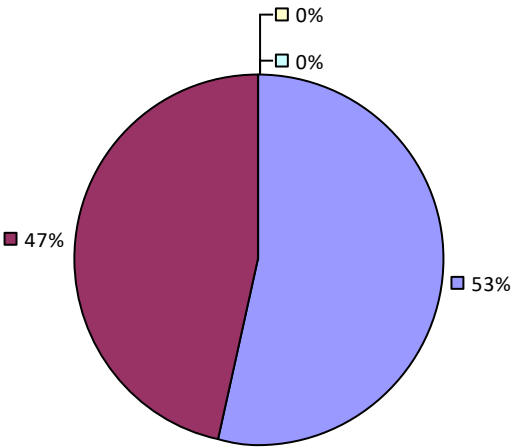
2022-23 TEACHER EVALUATION RESULTS

Student performance results not shown due to suppression*

Teacher Observation



Overall Rating



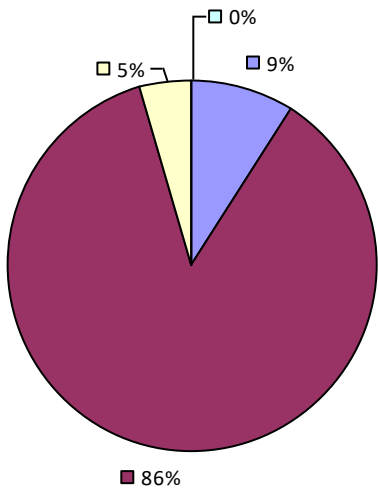
2022-23 PRINCIPAL EVALUATION RESULTS NOT SHOWN DUE TO SUPPRESSION*

* Data is suppressed if 100% of teachers/principals received the same rating or if the total teachers/principals in an LEA is less than five.

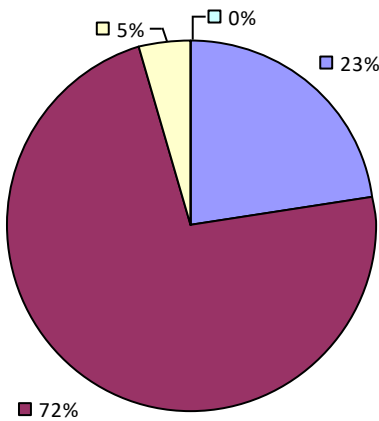
WHITESVILLE CSD

2022-23 TEACHER EVALUATION RESULTS

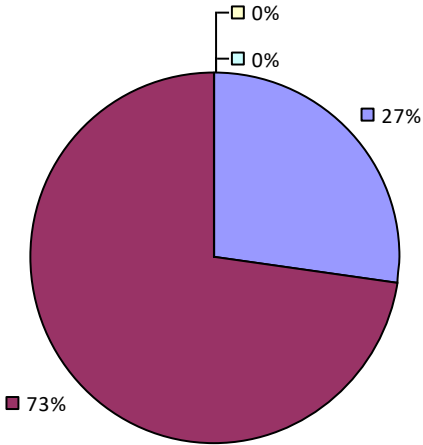
Student Performance



Teacher Observation



Overall Rating



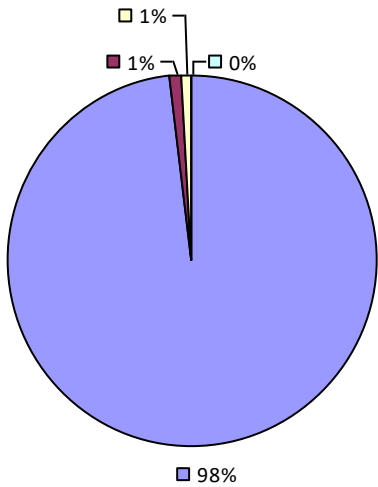
2022-23 PRINCIPAL EVALUATION RESULTS NOT SHOWN DUE TO SUPPRESSION*

* Data is suppressed if 100% of teachers/principals received the same rating or if the total teachers/principals in an LEA is less than five.

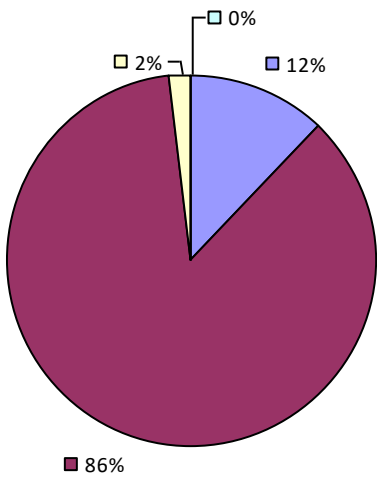
WHITNEY POINT CSD

2022-23 TEACHER EVALUATION RESULTS

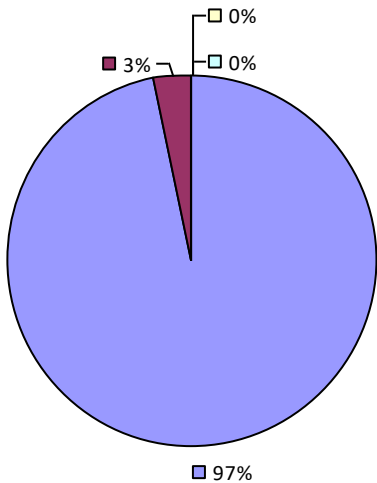
Student Performance



Teacher Observation



Overall Rating



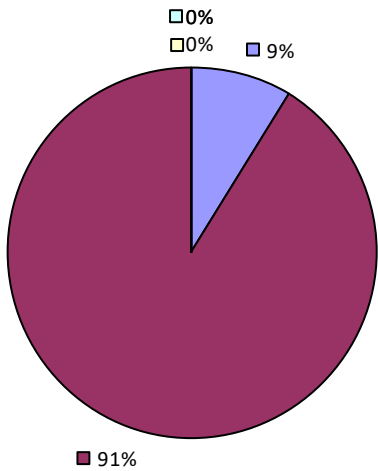
2022-23 PRINCIPAL EVALUATION RESULTS NOT SHOWN DUE TO SUPPRESSION*

* Data is suppressed if 100% of teachers/principals received the same rating or if the total teachers/principals in an LEA is less than five.

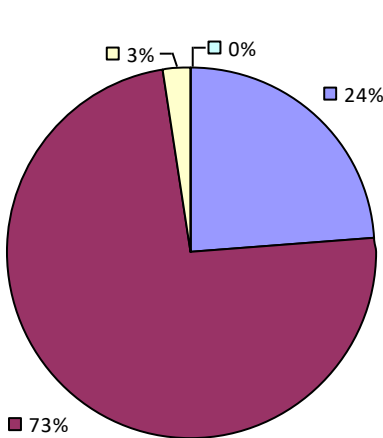
WILLIAM FLOYD UFSD

2022-23 TEACHER EVALUATION RESULTS

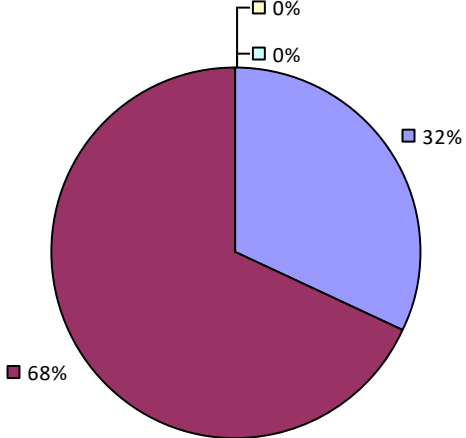
Student Performance



Teacher Observation

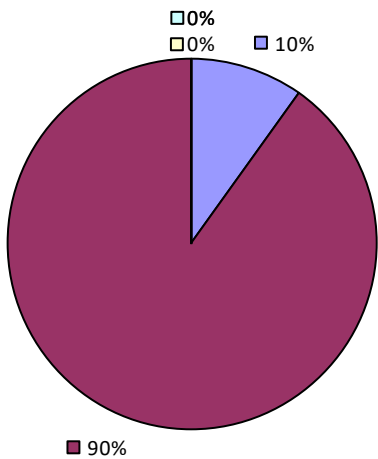


Overall Rating



2022-23 PRINCIPAL EVALUATION RESULTS

Student Performance



Principal school visit results not shown due to suppression*

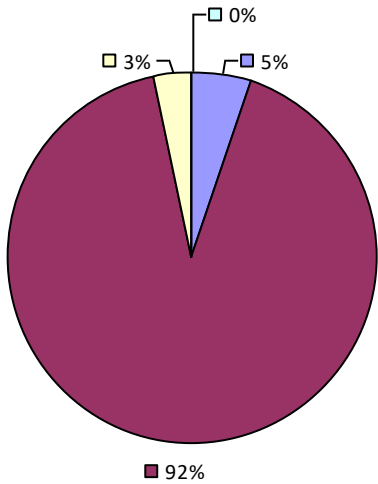
Overall results not shown due to suppression*

* Data is suppressed if 100% of teachers/principals received the same rating or if the total teachers/principals in an LEA is less than five.

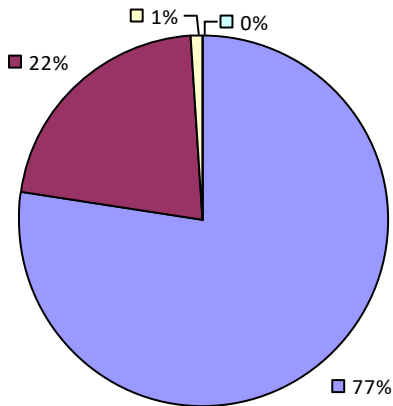
WILLIAMSON CSD

2022-23 TEACHER EVALUATION RESULTS

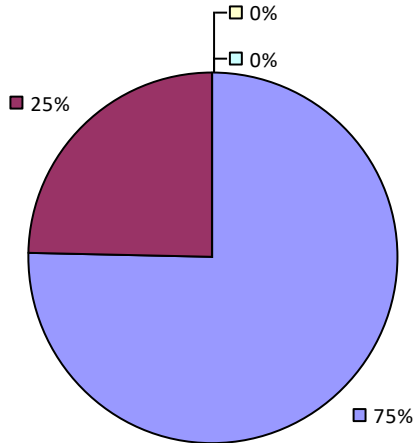
Student Performance



Teacher Observation



Overall Rating



2022-23 PRINCIPAL EVALUATION RESULTS NOT SHOWN DUE TO SUPPRESSION*

* Data is suppressed if 100% of teachers/principals received the same rating or if the total teachers/principals in an LEA is less than five.

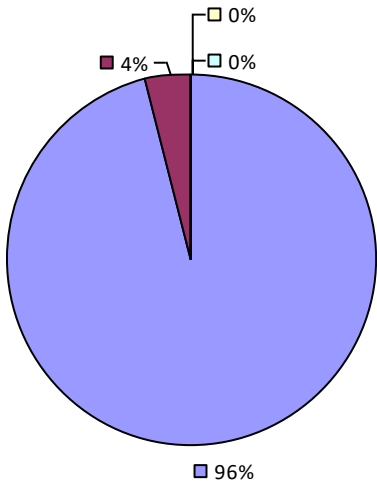
WILLIAMSVILLE CSD

2022-23 TEACHER EVALUATION RESULTS

Student performance results not shown due to suppression*

Teacher Observation

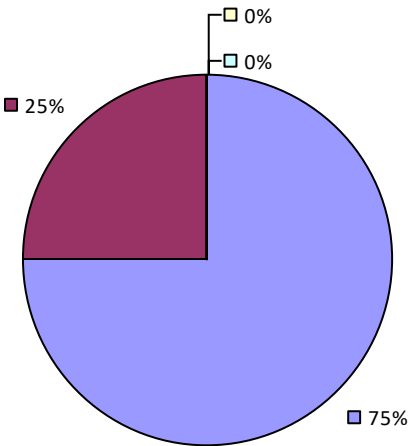
Overall results not shown due to suppression*



Student performance results not shown due to suppression*

Principal School Visits

Overall results not shown due to suppression*



* Data is suppressed if 100% of teachers/principals received the same rating or if the total teachers/principals in an LEA is less than five.

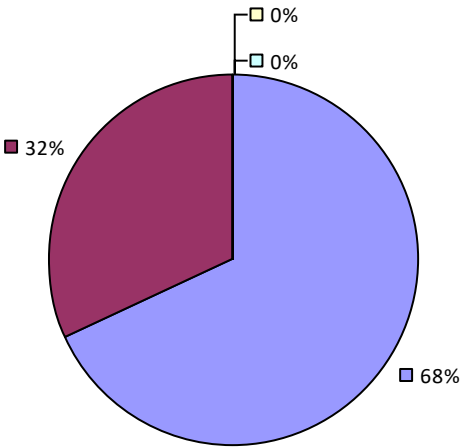
WILLSBORO CSD

2022-23 TEACHER EVALUATION RESULTS

Student performance results not shown due to suppression*

Teacher Observation

Overall results not shown due to suppression*



2022-23 PRINCIPAL EVALUATION RESULTS NOT SHOWN DUE TO SUPPRESSION*

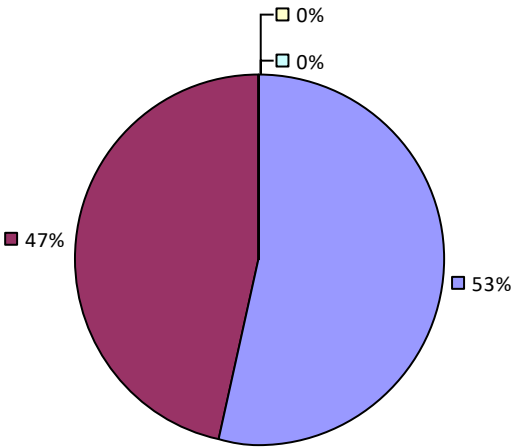
* Data is suppressed if 100% of teachers/principals received the same rating or if the total teachers/principals in an LEA is less than five.

WILSON CSD

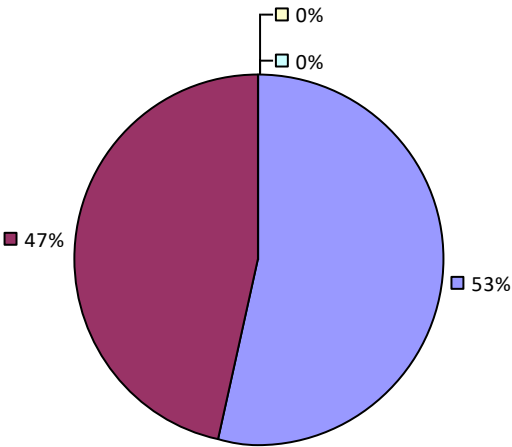
2022-23 TEACHER EVALUATION RESULTS

Student performance results not shown due to suppression*

Teacher Observation



Overall Rating



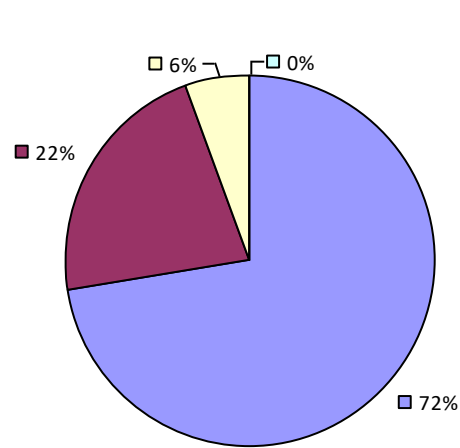
2022-23 PRINCIPAL EVALUATION RESULTS NOT SHOWN DUE TO SUPPRESSION*

* Data is suppressed if 100% of teachers/principals received the same rating or if the total teachers/principals in an LEA is less than five.

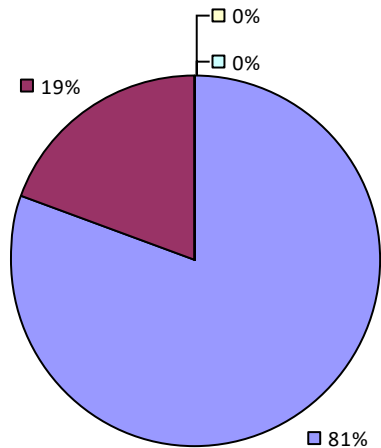
WINDHAM-ASHLAND-JEWETT CSD

2022-23 TEACHER EVALUATION RESULTS

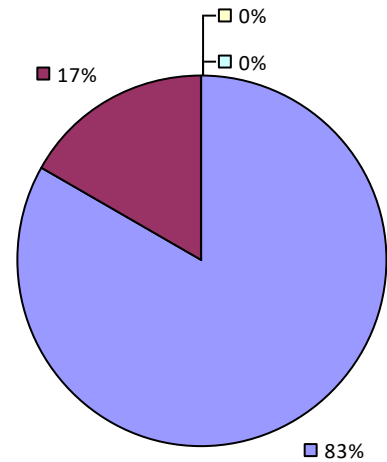
Student Performance



Teacher Observation



Overall Rating



2022-23 PRINCIPAL EVALUATION RESULTS NOT SHOWN DUE TO SUPPRESSION*

* Data is suppressed if 100% of teachers/principals received the same rating or if the total teachers/principals in an LEA is less than five.

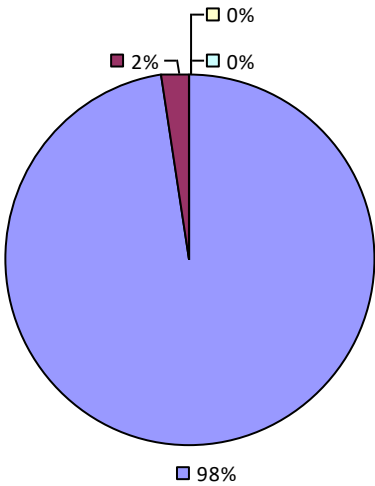
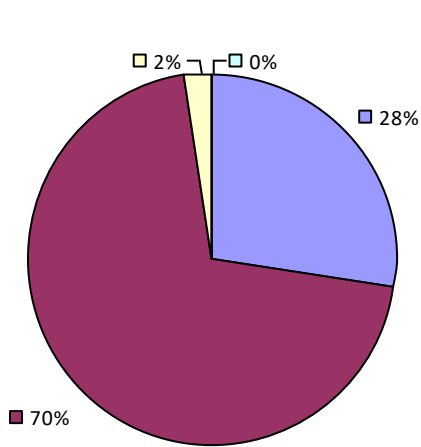
WINDSOR CSD

2022-23 TEACHER EVALUATION RESULTS

Student performance results not shown due to suppression*

Teacher Observation

Overall Rating



2022-23 PRINCIPAL EVALUATION RESULTS NOT SHOWN DUE TO SUPPRESSION*

* Data is suppressed if 100% of teachers/principals received the same rating or if the total teachers/principals in an LEA is less than five.

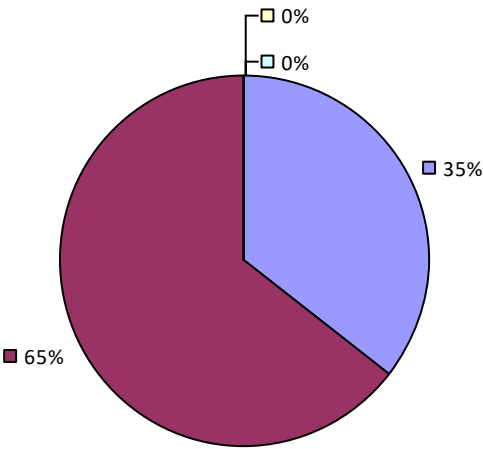
WORCESTER CSD

2022-23 TEACHER EVALUATION RESULTS

Student performance results not shown due to suppression*

Teacher Observation

Overall results not shown due to suppression*



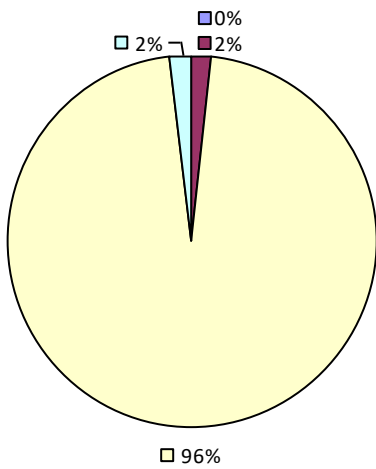
2022-23 PRINCIPAL EVALUATION RESULTS NOT SHOWN DUE TO SUPPRESSION*

* Data is suppressed if 100% of teachers/principals received the same rating or if the total teachers/principals in an LEA is less than five.

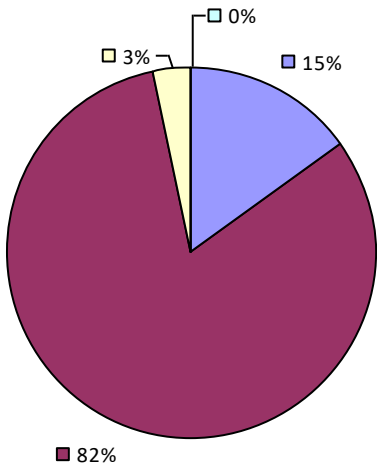
WYANDANCH UFSD

2022-23 TEACHER EVALUATION RESULTS

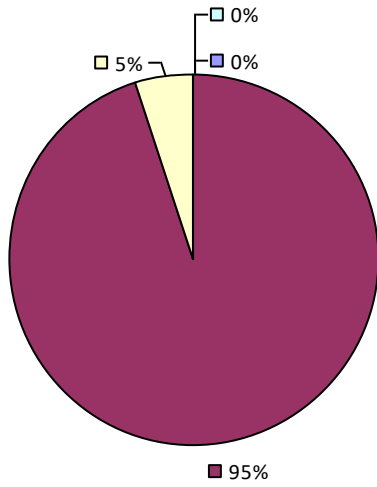
Student Performance



Teacher Observation



Overall Rating



2022-23 PRINCIPAL EVALUATION RESULTS NOT SUBMITTED

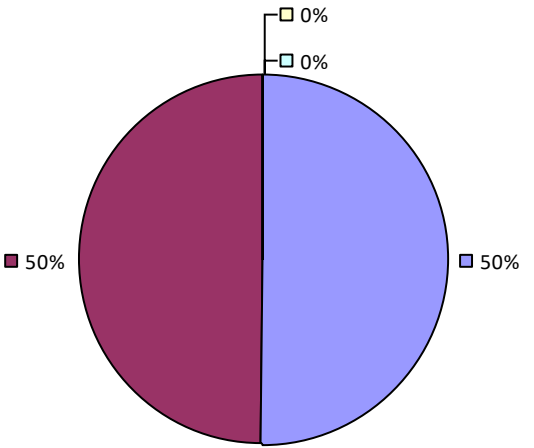
* Data is suppressed if 100% of teachers/principals received the same rating or if the total teachers/principals in an LEA is less than five.

WYNANTSKILL UFSD

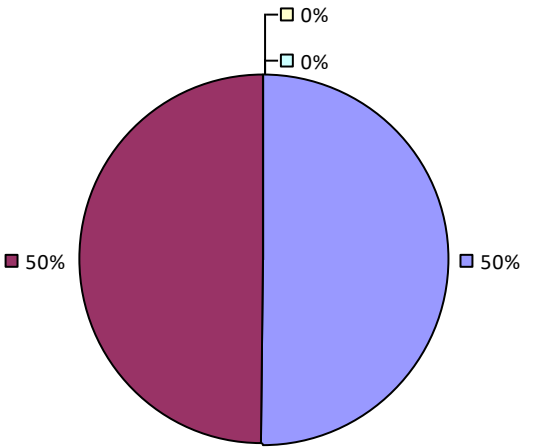
2022-23 TEACHER EVALUATION RESULTS

Student performance results not shown due to suppression*

Teacher Observation



Overall Rating



2022-23 PRINCIPAL EVALUATION RESULTS NOT SHOWN DUE TO SUPPRESSION*

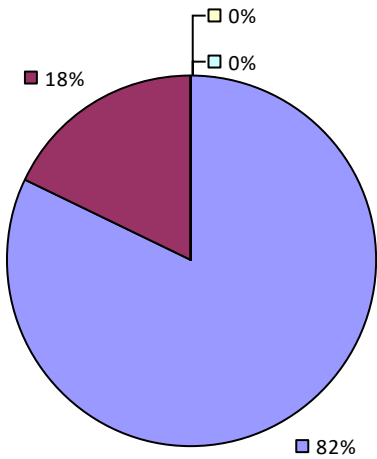
* Data is suppressed if 100% of teachers/principals received the same rating or if the total teachers/principals in an LEA is less than five.

WYOMING CSD

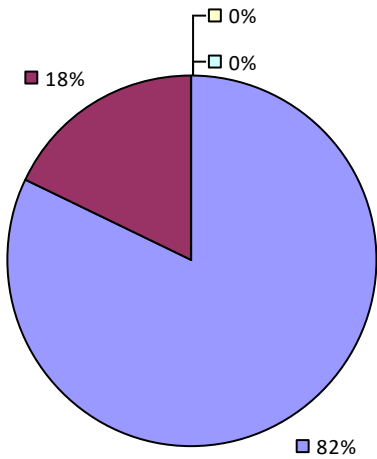
2022-23 TEACHER EVALUATION RESULTS

Student performance results not shown due to suppression*

Teacher Observation



Overall Rating



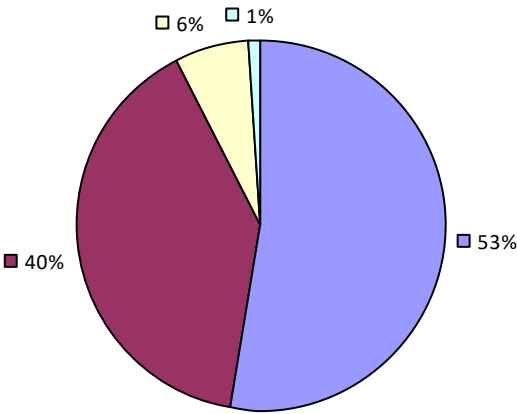
2022-23 PRINCIPAL EVALUATION RESULTS NOT SHOWN DUE TO SUPPRESSION*

* Data is suppressed if 100% of teachers/principals received the same rating or if the total teachers/principals in an LEA is less than five.

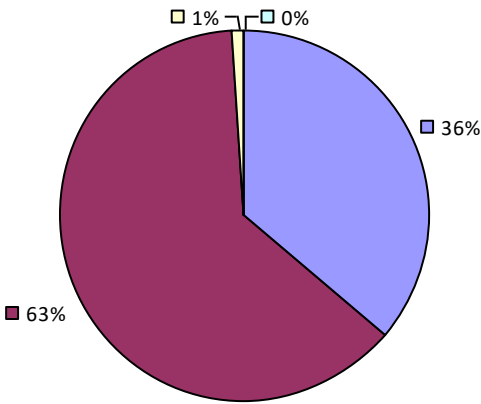
YONKERS CITY SD

2022-23 TEACHER EVALUATION RESULTS

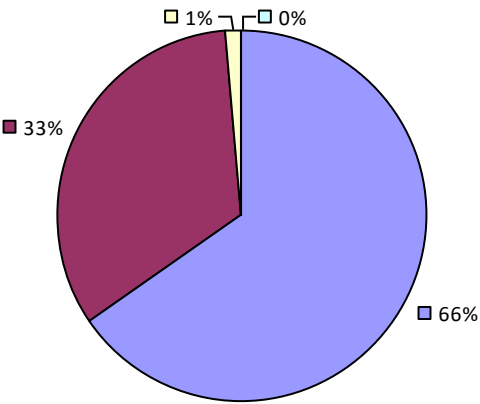
Student Performance



Teacher Observation

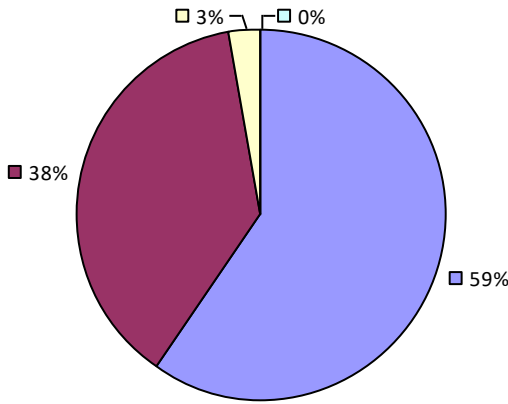


Overall Rating

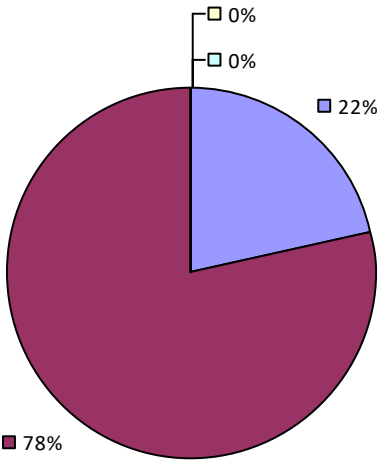


2022-23 PRINCIPAL EVALUATION RESULTS

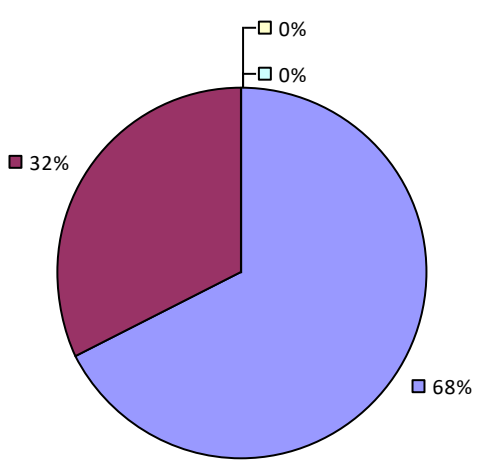
Student Performance



Principal School Visits



Overall Rating



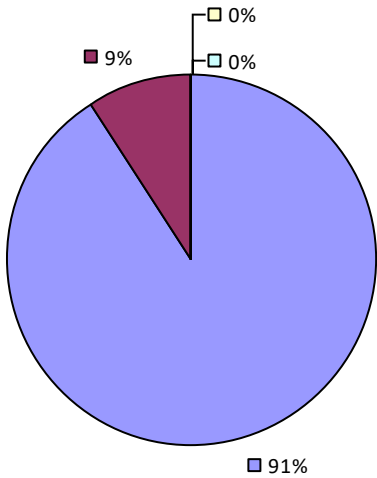
* Data is suppressed if 100% of teachers/principals received the same rating or if the total teachers/principals in an LEA is less than five.

2022-23 TEACHER EVALUATION RESULTS

Student performance results not shown due to suppression*

Teacher Observation

Overall results not shown due to suppression*



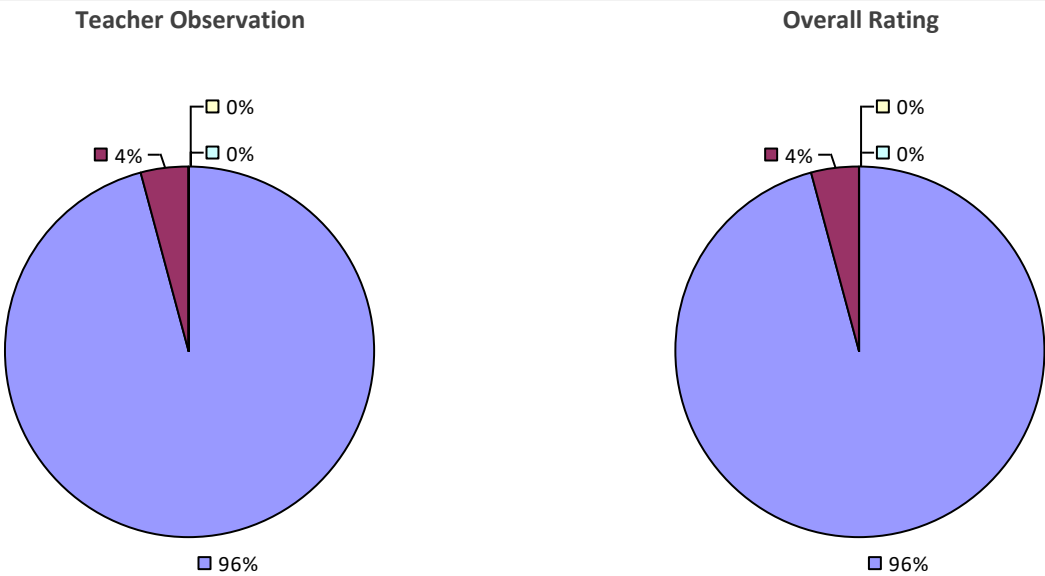
2022-23 PRINCIPAL EVALUATION RESULTS NOT SHOWN DUE TO SUPPRESSION*

* Data is suppressed if 100% of teachers/principals received the same rating or if the total teachers/principals in an LEA is less than five.

YORKSHIRE-PIONEER CSD

2022-23 TEACHER EVALUATION RESULTS

Student performance results not shown due to suppression*



2022-23 PRINCIPAL EVALUATION RESULTS NOT SHOWN DUE TO SUPPRESSION*

* Data is suppressed if 100% of teachers/principals received the same rating or if the total teachers/principals in an LEA is less than five.

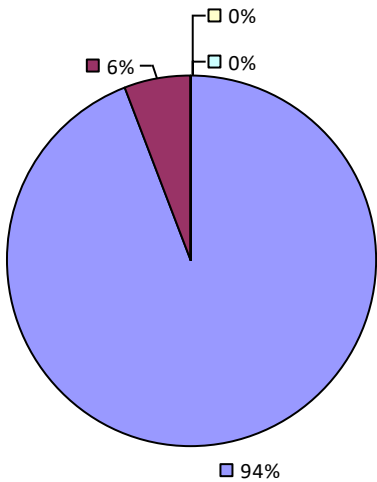
YORKTOWN CSD

2022-23 TEACHER EVALUATION RESULTS

Student performance results not shown due to suppression*

Teacher Observation

Overall results not shown due to suppression*



2022-23 PRINCIPAL EVALUATION RESULTS NOT SHOWN DUE TO SUPPRESSION*

* Data is suppressed if 100% of teachers/principals received the same rating or if the total teachers/principals in an LEA is less than five.