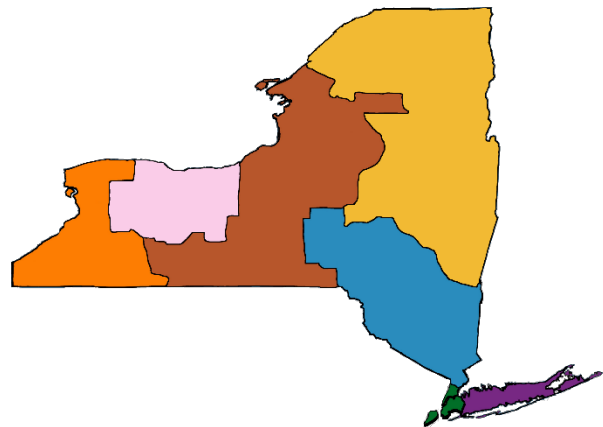


The New York State Seal of Biliteracy in the New York City Region



2021-22 Report

Office of Bilingual Education
and World Languages

New York State Education Department



New York State
EDUCATION DEPARTMENT
Knowledge > Skill > Opportunity



Suggested citation:

New York State Department of Education (NYSED) (2023). *The New York State Seal of Biliteracy in the New York City Region Report 2021-22*. By the Office of Bilingual Education and World Languages.

Table of Contents

The New York City Region	4
Schools that Offered the NYSSB	7
Students Who Earned the NYSSB	9
Seal Earners by Gender	9
Seal Earners by Race and Ethnicity	10
Seal Earners by ELL Status	10
Seal Earners by Language	14
Areas for Potential Growth of the NYSSB in the New York City Region	15
Schools	15
Students	16
List of Figures and Tables	16
References	18



*2022 NYSSB graduates from Esperanza Preparatory School
(Photo courtesy of Esperanza Preparatory School, NYCDOE)*

The New York City Region

The New York City region, represented by the area in green on the map on the right, is made up of the counties of: Bronx, Kings, New York, Queens, and Richmond. The New York City region is the most populous and diverse region of the state. As such, there are multiple layers of support available. District schools in the New York City Department of Education (NYCDOE) work directly with the NYCDOE Division of Multilingual Learners (DML) and Borough-Citywide Offices during the NYSSB process.

The New York City region is also supported by the New York City Regional Bilingual Education Resource Network (RBERN) at Fordham University. This RBERN provides services to districts in all five boroughs, including technical assistance, professional learning opportunities for teachers of ELLs, and the collaborative accountability initiative. The RBERN's ultimate goal is to assist school communities in reflecting on teacher practice and school programs and structures to ensure that ELLs in New York City attain the highest level of academic success and language proficiency.

Figure 1. Map of New York State by Region with the New York City Region Highlighted (Image downloaded from: <https://www.nysrbernondemand.org/> on 11/19/22.)



Contacts

NYCDOE district schools should contact the Division of Multilingual Learners, Email: dml@schools.nyc.gov

Charter and non-public schools in the New York City Region should contact:
New York City RBERN @ Fordham University
Lincoln Center, 113 W. 60th St., Rm. 1008C, New York, NY 10023, Tel: (718) 817-0606
[Link to website](#) * Email: nycrbern@fordham.edu

This regional report analyzes the participation in the NYSSB of schools within the New York City region, including NYCDOE district schools, as well as that of charter and non-public schools located within the region. An infographic summary of the NYSSB in the New York City region for 2021-22 can be found on the following two pages in Figure 3.



*2022 NYSSB graduates from Forest Hills High School
(Photo courtesy of Forest Hills High School, NYCDOE)*


Figure 3. Infographic Summary of the NYSSB in the New York City Region (2021-22)




NYS Seal of Biliteracy


New York City Region 2021-22





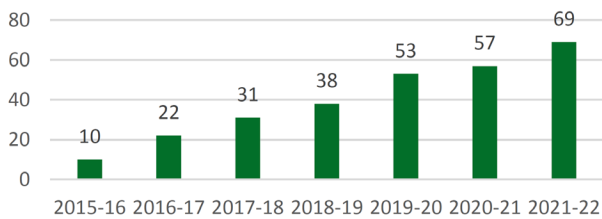
The New York State Seal of Biliteracy (NYSSB) recognizes students from district, charter, and non-public schools who have attained a **high level of proficiency in two or more world languages** (one of which must be English) by high school graduation. It acknowledges the importance of biliteracy in today's global society.

- 
- The intent of the NYSSB is to:
- affirm the value of diversity in a multilingual society;
 - encourage the study of languages;
 - identify high school graduates with multilingualism and multiliteracy skills for employers;
 - provide universities with additional information about applicants seeking admission;
 - prepare students with twenty-first century skills; and
 - recognize the value of world and home language instruction in schools.



The NYSSB carries the highest weight on a school's "[Readiness Measures](#)", on par with the NYS Regents Diploma with Advanced Designation and Advanced Placement and International Baccalaureate exams. This also includes current ELLs not in the graduation cohort earning the NYSSB and a Regents Diploma.

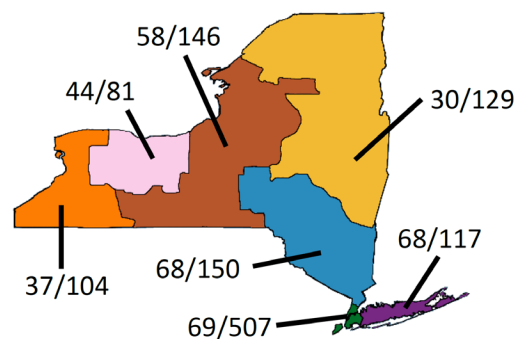
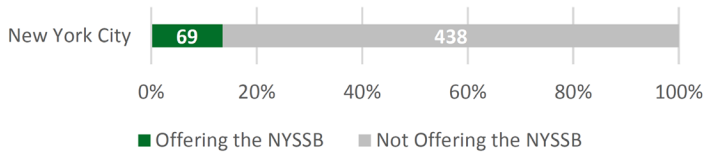
Number of Schools Offering the NYSSB in the New York City Region (2016-2022)



13.6%

of district schools in the New York City region offered the NYSSB in 2021-22.

Number of Schools Offering vs. Not Offering the NYSSB in the New York City Region (2021-22)



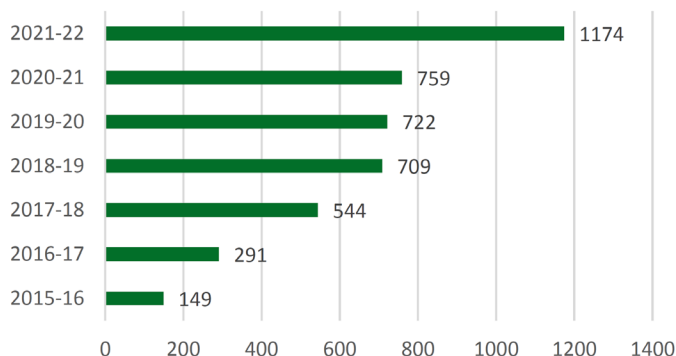
The ratios listed are the number of schools offering the NYSSB to the total number of district schools in the region.

Languages in which New York City students earned the NYSSB in 2021-22

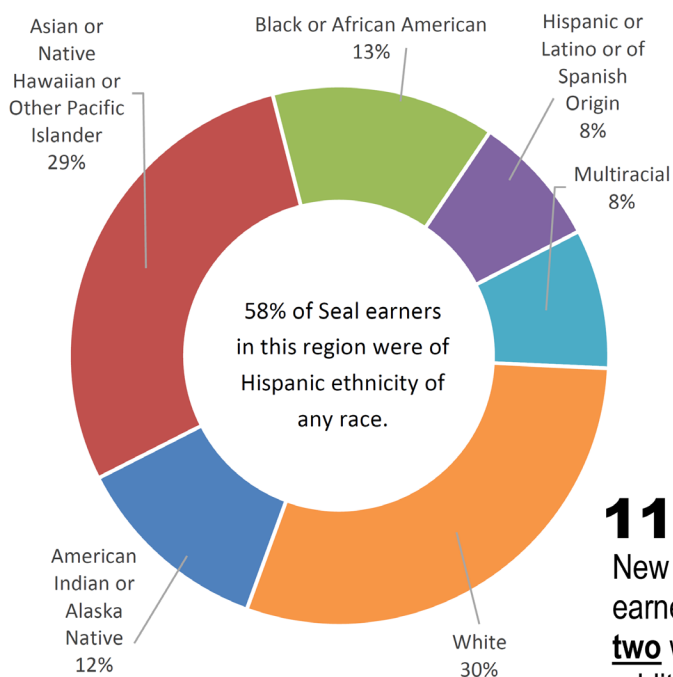
Albanian, Arabic, Azerbaijani, Bambara, Bangla, Bosnian, Burmese, Dutch, French, Fulani, German, Greek, Haitian Creole, Hebrew, Igbo, Italian, Japanese, Korean, Krio, Latin, Mandarin, Mandinka, Polish, Punjabi, Romanian, Russian, Soninke, Spanish, Tagalog, Urdu, Yoruba

1,174 students from the New York City region earned the NYSSB in 2021-22.

NYSSB Earners in the New York City Region (2015-2022)



Percentage of Students who Earned the NYSSB in the New York City Region by Race (2021-22)



11 Students from the New York City region earned the NYSSB in **two** world languages in addition to English in 2021-22.

Seal Earners by Gender

767
(Female)

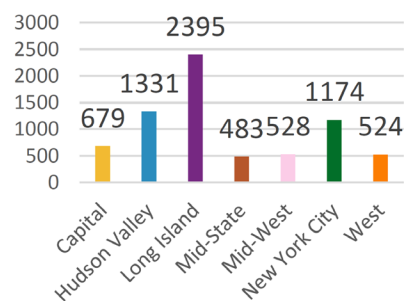
407
(Male)

Seal Earners by ELL Status

Current ELLs	316
Former/Ever ELLs	444
Never ELLs - Home Language = English	162
Never ELLs - Home Language ≠ English	252

Current ELLs are students who, by birth or ancestry, speak or understand a language other than English and who score below the designated level on the NYS English language proficiency assessment. **Ever ELLs** (includes Former ELLs) are students who were once ELLs, but who have demonstrated the NYS designated level of proficiency necessary to exit ELL status. **Never ELLs** are students who have never been identified as ELLs. A Never ELL's home language may be English or another world language.

Total Number of Students who Earned the NYSSB by Region (2021-22)



NYCDOE schools should contact DML@schools.nyc.gov to get started with the NYSSB. Your local RBERN can also provide support for your Seal of Biliteracy Program.
New York City RBERN @ Fordham University
Lincoln Center, 113 W. 60th St., Rm. 1008C, New York, NY 10023, Tel: (718) 817-0606
[Link to website](#) * Email: nycrbern@fordham.edu

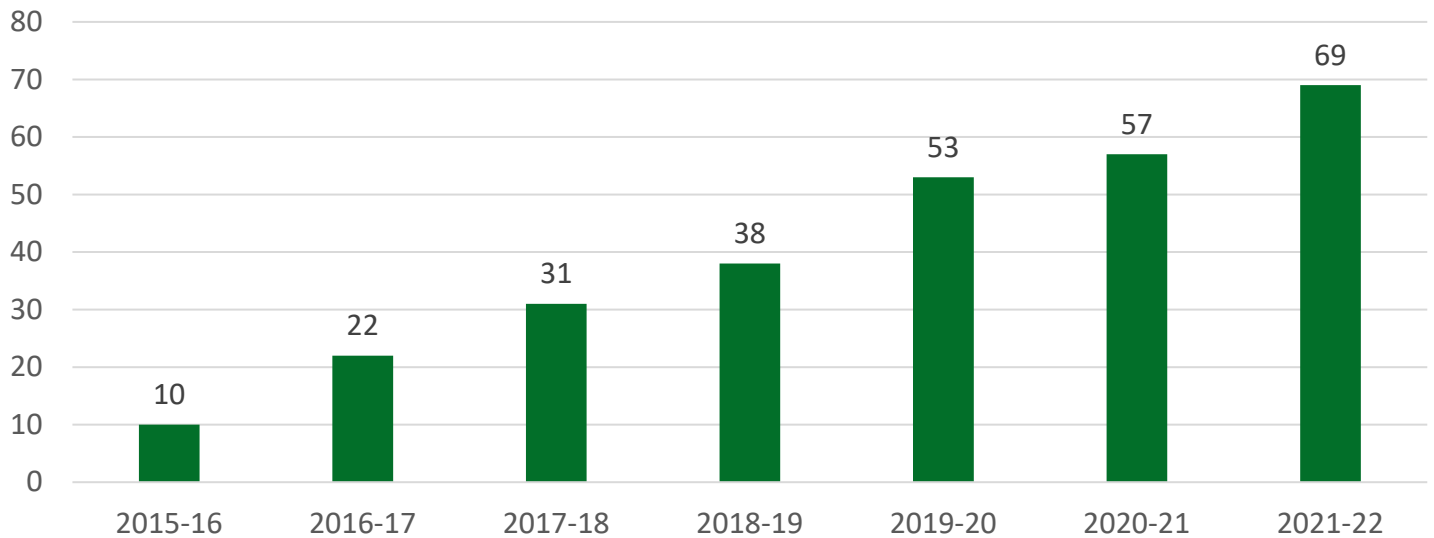


Office of Bilingual Education and World Languages, New York State Education Department
[NYSSB Website](#), Email: nyssb@nysed.gov

Schools that Offered the NYSSB

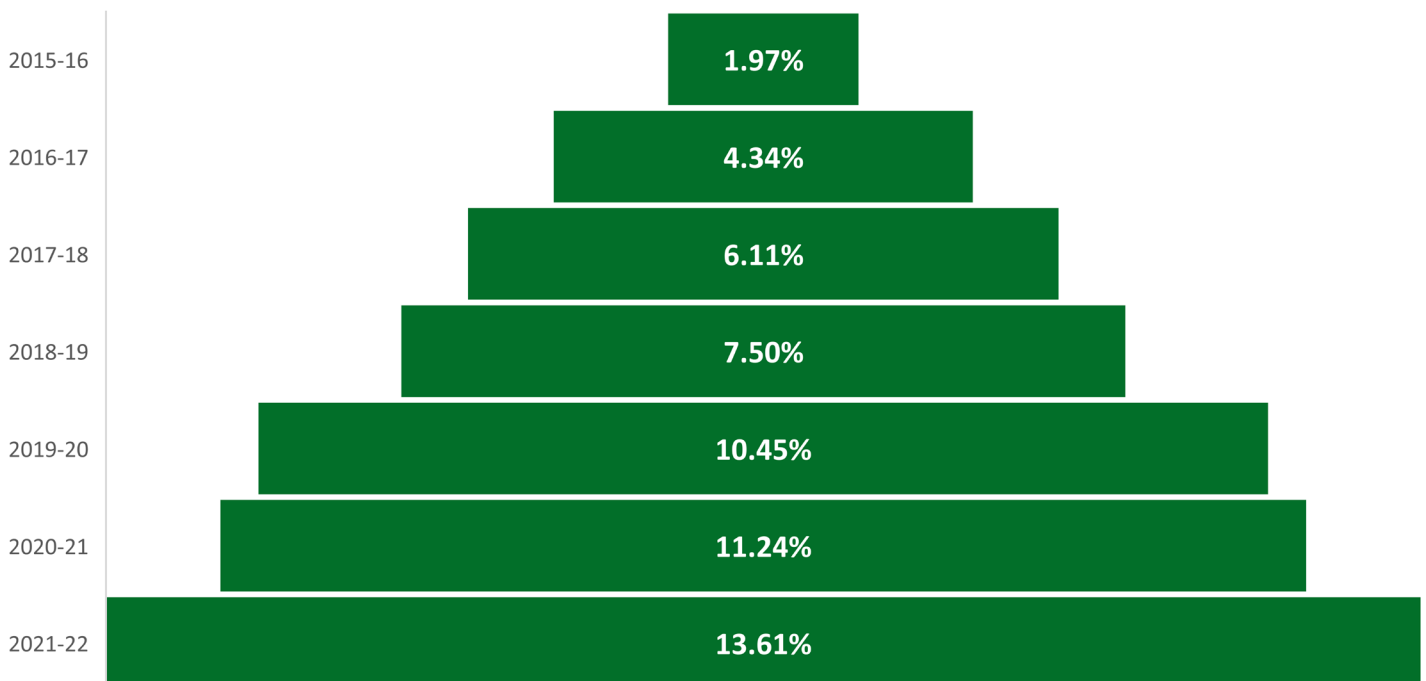
The number of schools in the New York City region that offered the NYSSB rose in 2021-22 to 69 schools, as shown in Figure 4.

Figure 4. Growth in the Number of New York City Region High Schools Offering the NYSSB (2016-2022)



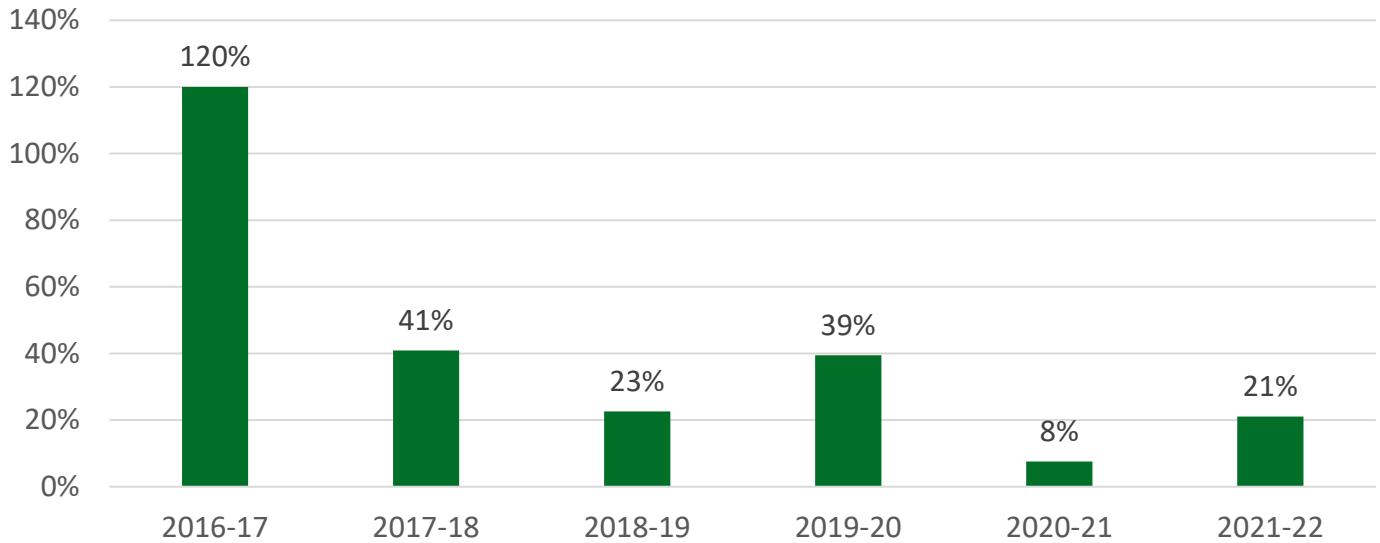
Of the 69 schools in the New York City region that offered the NYSSB in 2021-22, 62 were NYCDOE district schools, five were charter schools, and two were non-public schools. These 69 schools represented just over 13.6% of district high schools in the region, or about 1 in every 7 district high schools. As demonstrated in Figure 5 below, the percentage of schools in the New York City region has experienced steady growth from the first year the NYSSB was offered in 2015-16, starting at only 1.95% and growing to 13.6% in six years.

Figure 5. New York City NYSSB Schools as a Percentage of Total District High Schools in the New York City Region (2016-2022)



The growth rate in the percentage of schools offering the NYSSB in the New York City region rebounded in 2021-22, after experiencing rate of only 8% during the COVID-19 pandemic. Figure 6 below shows the percentage of growth in the number of schools in the New York City region offering the NYSSB from 2016 through 2022.

Figure 6. Percentage of Growth in Number of Schools in the New York City Region Offering the NYSSB (2016-2022)

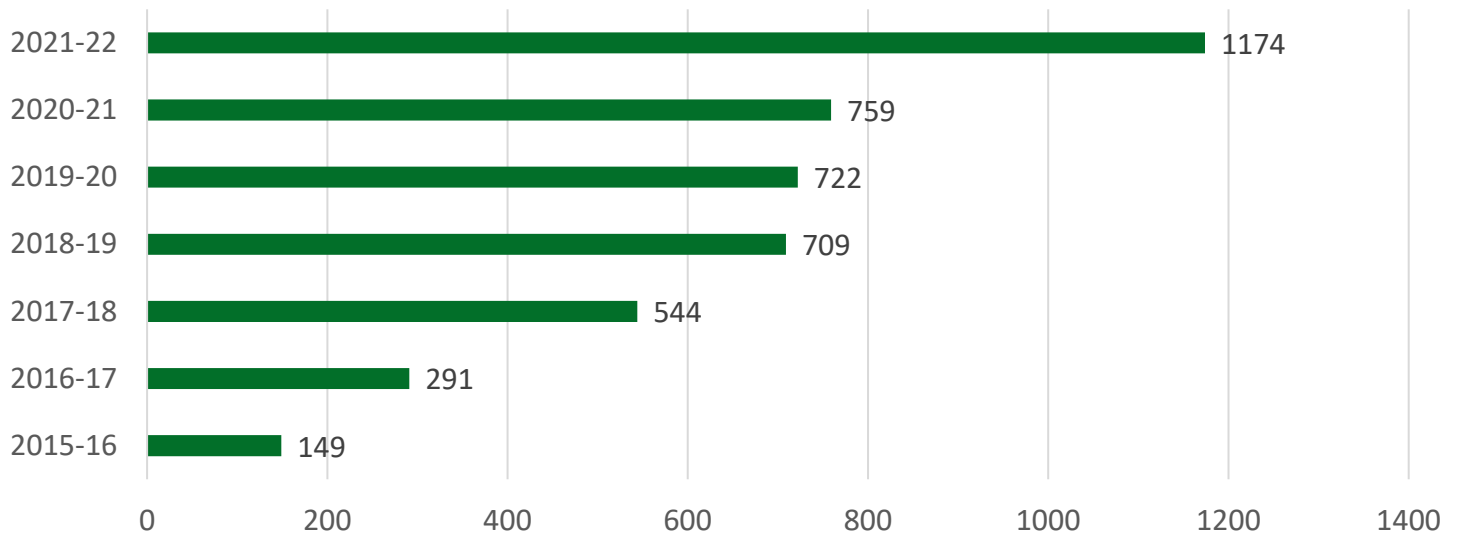


2022 NYSSB graduates from Brooklyn Technical High School, both of whom earned the NYSSB in two languages in addition to English (Photos courtesy of Brooklyn Technical High School)

Students Who Earned the NYSSB

The number of students who earned the NYSSB in the New York City region continued to grow in 2021-22 to 1,171 students, up more than 54% from the prior year, as shown in Figure 7.

Figure 7. Number of Students Awarded the NYSSB in the New York City Region (2016-2022)

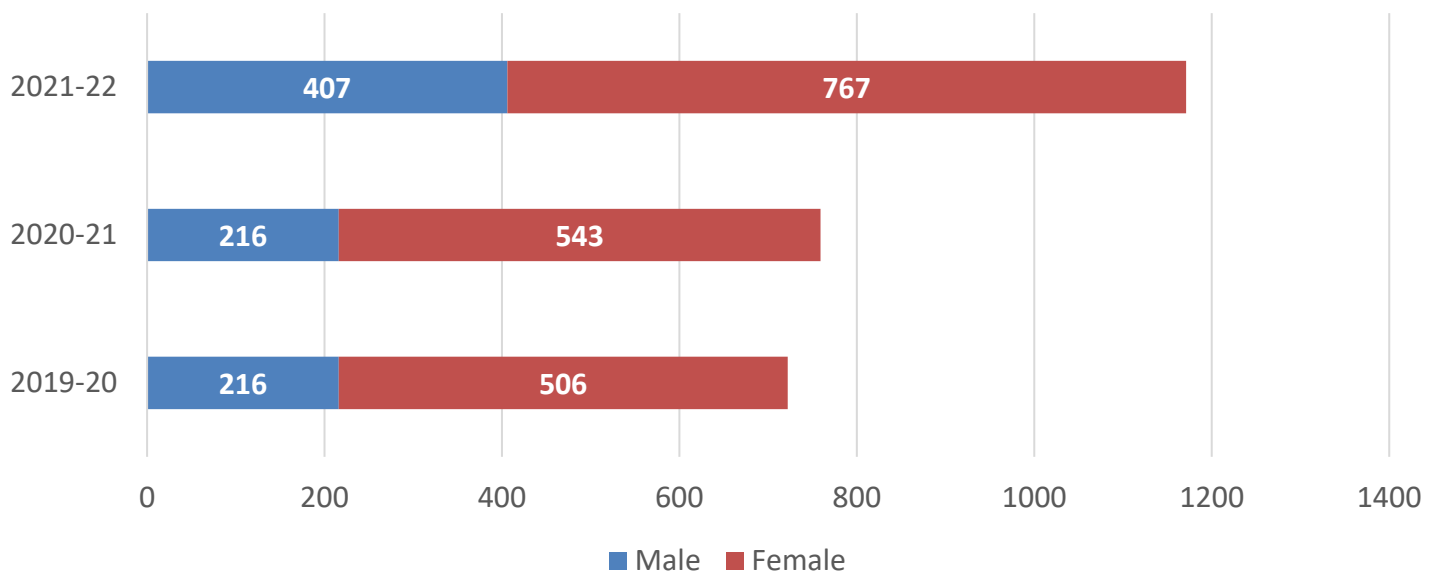


Seal Earners by Gender

The gender make-up of the NYSSB class of 2021-22 from the New York City region changed in multiple ways from the prior year:

- Students identifying as male made up 35% of all Seal earners from the New York City region.
- Students identifying as female made up 65% of all Seal earners from the New York City region.

Figure 8. Number of Students Awarded the NYSSB in the New York City Region by Gender* (2020-2022)



*The NYCDOE doesn't collect information on non-binary Seal earners.

Seal Earners by Race and Ethnicity

Students of all of the five federal race designations and Hispanic students from the New York City region earned the NYSSB in 2021-22. In fact, the New York City region is the most racially and ethnically diverse region in our state. Figure 9 below shows the percentage of Seal Earners in the New York City region by race/ethnicity in 2021-22.

Figure 9. Number of Students Awarded the NYSSB in the New York City Region by Race/Ethnicity (2021-22)

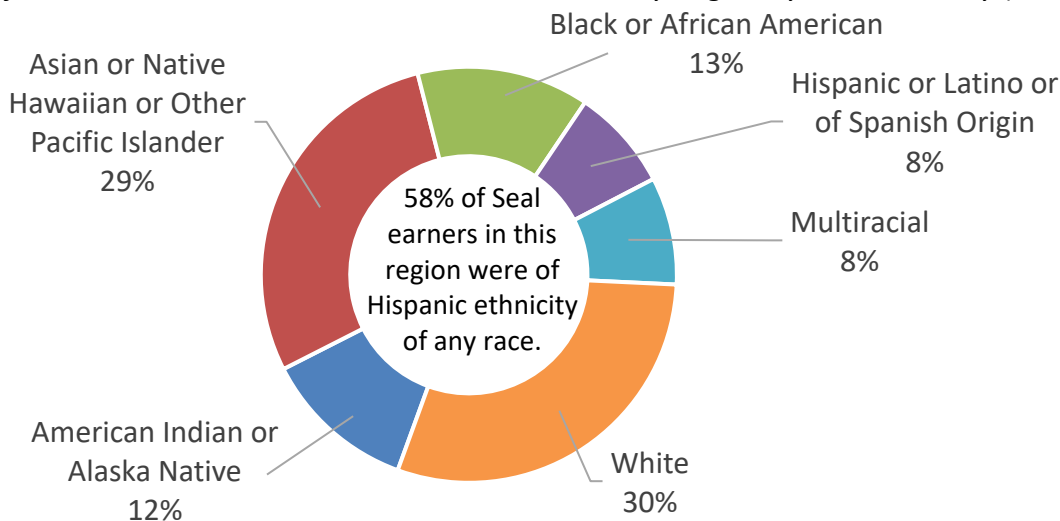


Table 1 below displays the number of New York City region Seal earners from 2019-20 through 2021-22 disaggregated by race/ethnicity. When considering this last three years' data, we see the following trends:

1. The New York City region showed dramatic increases in American Indian or Alaska Native Seal earners (from zero in 2020-21 to 140 in 2021-22), Asian, Native Hawaiian, or Other Pacific Islander Seal earners (from 184 in 2020-21 to 334 in 2021-22), Black or African American Seal earners (from 24 in 2020-21 to 157 in 2021-22), Multiracial Seal earners (from 9 in 2020-21 to 98 in 2021-22) and White Seal earners (from 71 in 2020-21 to 349 in 2021-22).
2. While the number of Seal earners from the New York City region who identified as of Hispanic race decreased since last year, 58% of all Seal earners from the New York City region were of Hispanic ethnicity (of any race).

Table 1. Students Awarded the NYSSB in the New York City Region by Race/Ethnicity (2020-2022)

New York City Region	2019-20	2020-21	2021-22
American Indian or Alaska Native	3	0	140
Asian or Native Hawaiian or Other Pacific Islander	127	184	336
Black or African American	28	24	157
Hispanic or Latino or of Spanish Origin	473	471	93*
Multiracial	12	9	99
White	79	71	349
TOTAL	722	759	1,174

*680 (58%) Seal earners from the New York City region were of Hispanic ethnicity, of any race.

Seal Earners by ELL Status

There are four student sub-groups which are eligible to pursue the NYSSB:

- **Current English Language Learners (ELLs)** - students who, by birth or ancestry, speak or understand a language other than English and who score below the designated level on the NYS English language proficiency assessment. Current ELLs generally earn the NYSSB in their home language and English.
- **Ever ELLs** - students who were once ELLs, but who have demonstrated the NYS designated level of proficiency necessary to exit ELL status. Ever ELLs generally earn the NYSSB in their home language and English, although some may take a course of study in another language in which to pursue the NYSSB.
- **Never ELLs whose home language (HL) is English** - students who have never been identified as ELLs and whose home language is English. This sub-group of Never ELLs generally earns the NYSSB in English and a world language that they study through the Checkpoint C level.
- **Never ELLs whose home language (HL) is other than English** - students who have never been identified as ELLs and whose home language is other than English. This sub-group of Never ELLs generally earns the NYSSB in English and their home language, but may also do so in a language that they study in school.

Table 2. Number of Students Who Earned the NYSSB in the New York City Region by ELL Status (2016-2022)

New York City Region	ELLs	Ever ELLs	Never ELLs (HL=English)	Ever ELLs (HL≠English)	Total
2015-16	18	84	47		149
2016-17	28	154	109		291
2017-18	55	312	177		544
2018-19	83	440	186		709
2019-20	48	427	247	0	722
2020-21	179	333	105	142	759
2021-22	316	444	162	252	1,174

The rich cultural and linguistic diversity of New York City is clearly being capitalized upon by participating schools in the region actively recruiting ELLs and Former/Ever ELLs to pursue the NYSSB. In 2021-22, the number of ELLs earning the NYSSB outnumbered Never ELLs whose home language is English by almost two to one. In the same year, the number of Former/Ever ELLs earning the NYSSB outnumbered Never ELLs whose home language is English by almost three to one. To increase the number of Current ELLs participating in the NYSSB:

1. More schools in the New York City region are encouraged to sign on to offer the NYSSB. A little more than one in every 7 district high schools offered the NYSSB in 2020-21. NYCDOE district schools are encouraged to reach out to their Borough/Citywide Offices and DML to receive school-wide student-level data, professional learning, and ongoing support to assist them in identifying students who could potentially earn the NYSSB and provide the appropriate supports in the NYSSB languages. Charter and non-public schools within the New York City region are encouraged to reach out to the New York City RBERN for more information on the NYSSB.
2. Schools offering the NYSSB are encouraged to have systems in place to support students' acquisition of English as well as the development of the home language(s) of Current ELLs.

3. Schools offering the NYSSB are encouraged to develop promotional materials in the preferred languages of their ELL families to ensure parents are made aware of the opportunity and benefits of earning the NYSSB.
4. Schools offering the NYSSB are encouraged to develop a network of adults among their staff and within their communities that are qualified speakers of other languages, focusing on the languages spoken by their Current and Ever ELLs, so as to support the participation in the NYSSB by these students. These adults can serve as advisors to students pursuing the NYSSB and as members of the panel of reviewers that evaluates the students' Culminating Projects.

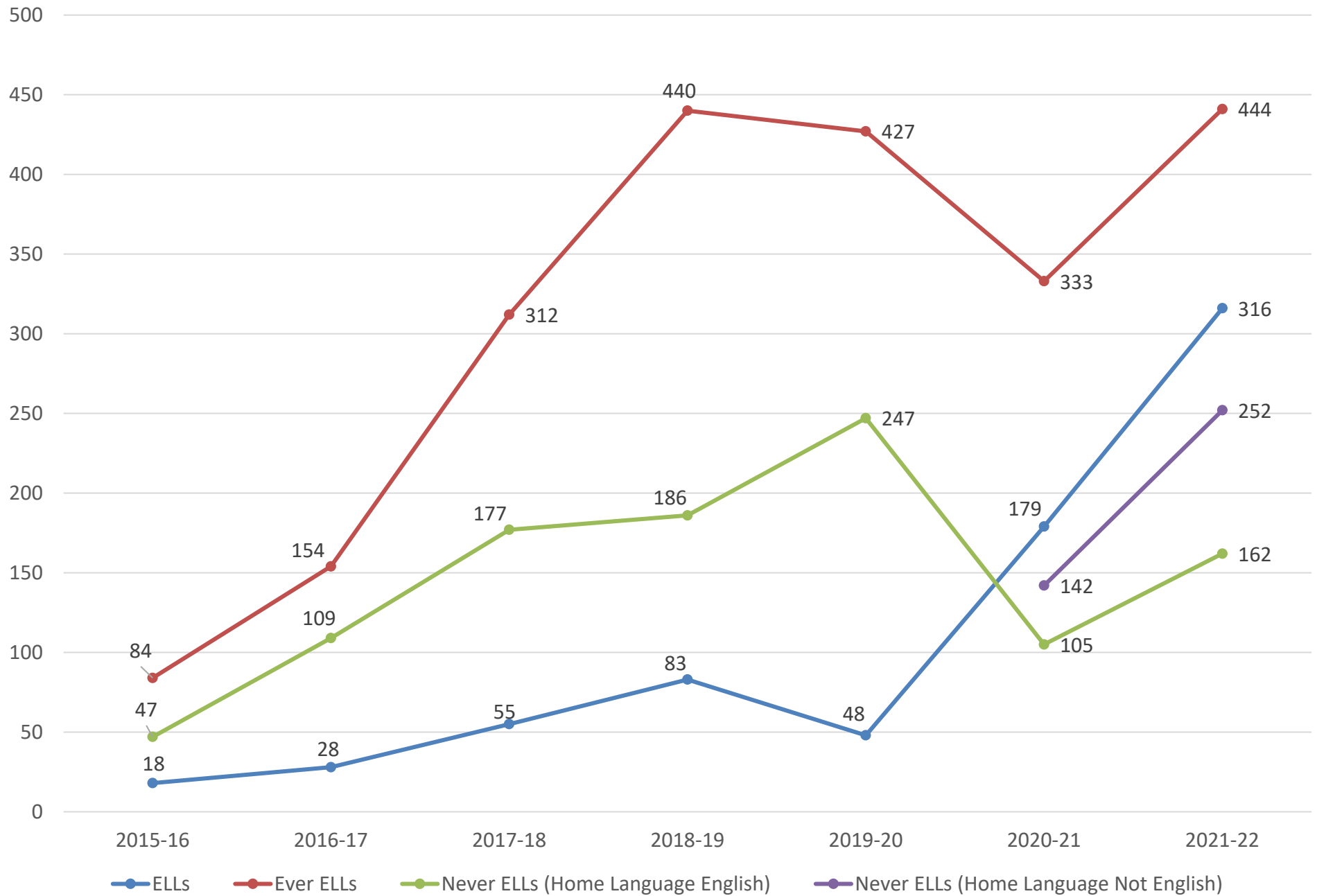
The largest concentration of both ELLs and Former/Ever ELLs exists in the New York City region. There continues to be great potential for even more of these students to be recognized for their language proficiency through the NYSSB. While the number of current ELLs who have earned the NYSSB in New York City has varied over the last seven years (from a low of 18 to a high of 316), the number of Ever/Former ELLs has consistently been over 300 for the last five years, reaching its peak in 2021-22 with 444 students. The number of Never ELLs whose home language is English has also varied greatly over the last seven years (from a low of 47 in 2015-16, to a peak of 247 in 2019-20, to 162 in 2021-22). It is important to note that in 2021-22, despite the pandemic, the number of ELLs who earned the NYSSB in New York City not only increased, but more than quintupled in two years (from 48 to 316).

In 2020-21, the subgroup "Never ELLs" was divided into those whose home language is English and those whose home language is other than English. The purpose of this re-categorization was to distinguish students who are native English speakers from those who speak a language other than English at home. This latter group of students is often referred to as Heritage Language Speakers. Schools often face challenges in identifying these students as potential NYSSB applicants since they were not identified as ELLs and may speak a language that is not taught in their schools. The Division of Multilingual Learners of the NYCDOE supports schools by providing school-wide student-level data, professional learning, and ongoing support to help schools identify students who could potentially earn the NYSSB and provide the appropriate supports in the NYSSB languages. In 2021-22, more than 252 Never ELLs whose home language (HL) is other than English earned the NYSSB.



*2022 NYSSB graduates from the American Dream Charter School
(Photo courtesy of the American Dream Charter School)*

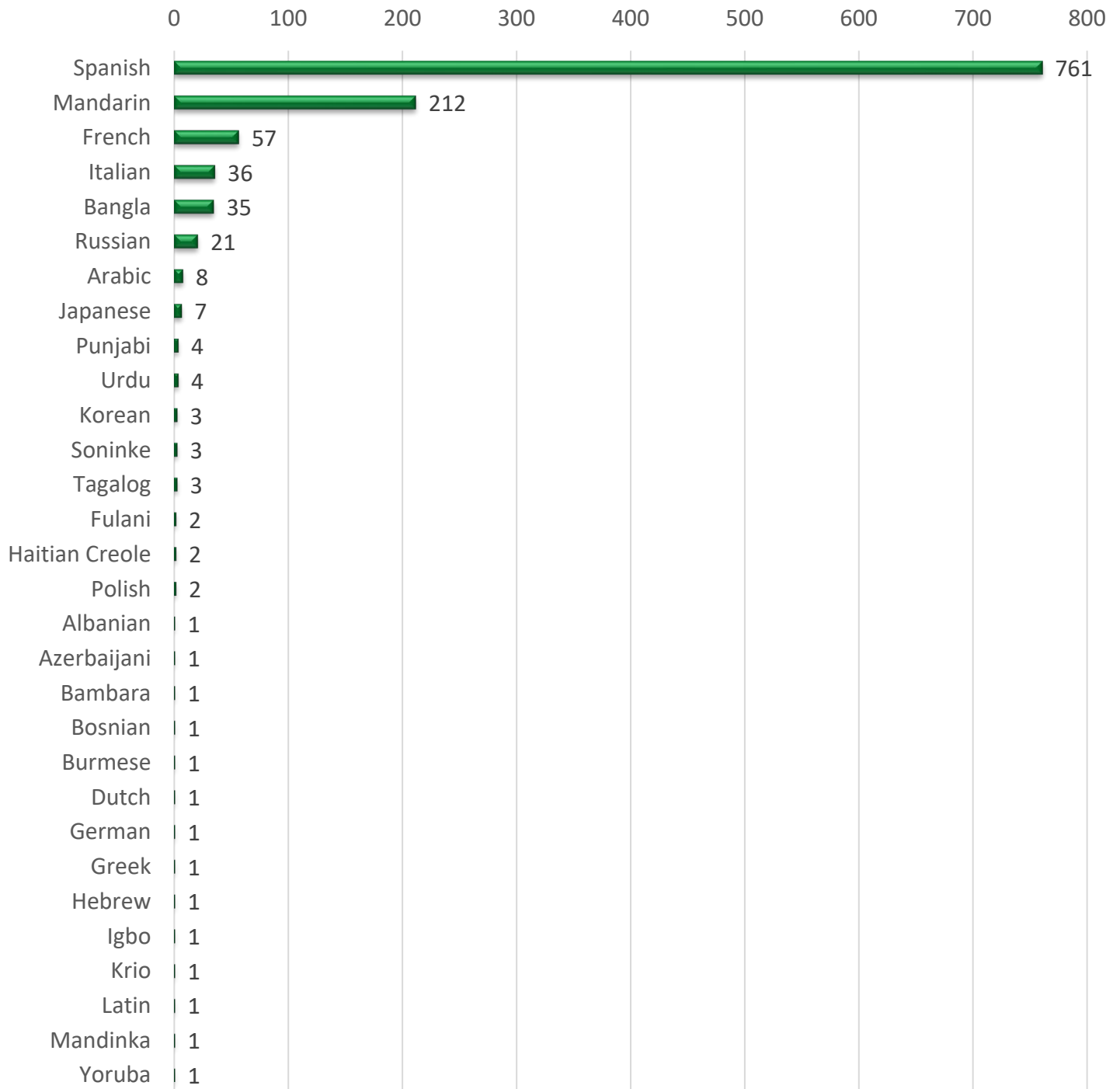
Figure 10. Number of Students Who Earned the NYSSB in the New York City Region by ELL Status (2016-2022)



Seal Earners by Language

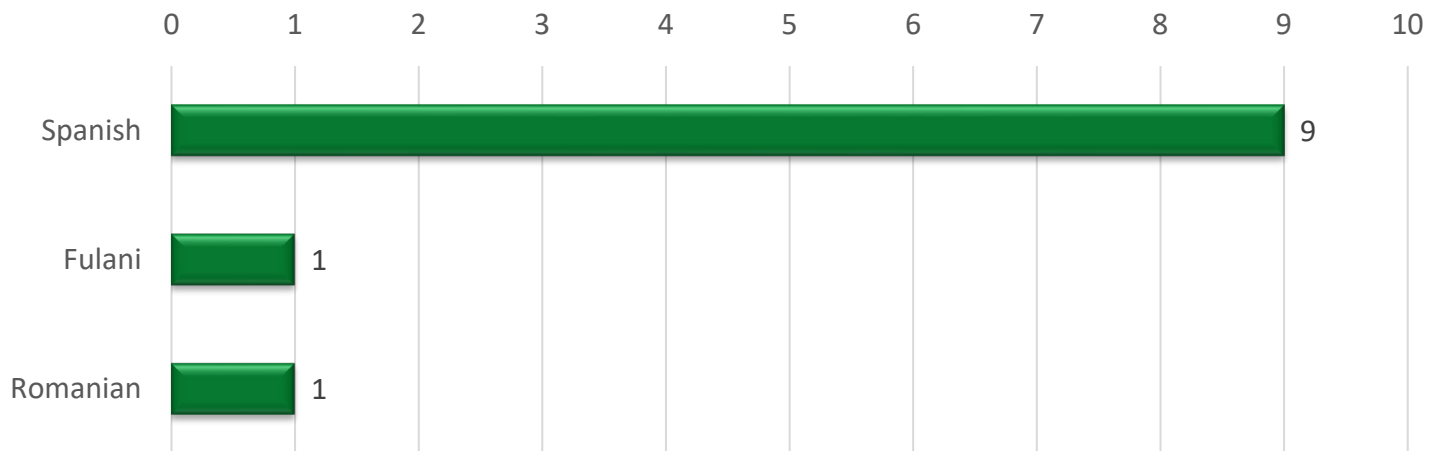
Students from the New York City region earned the NYSSB in Albanian, Arabic, Azerbaijani, Bambara, Bangla, Bosnian, Burmese, Dutch, French, Fulani, German, Greek, Haitian Creole, Hebrew, Igbo, Italian, Japanese, Korean, Krio, Latin, Mandarin, Mandinka, Polish, Punjabi, Romanian, Russian, Soninke, Spanish, Tagalog, Urdu, and Yoruba. Figure 11 shows the world languages other than English in which students earned the NYSSB in the New York City region, ranked from most to least frequent.

Figure 11. Number of Students Who Earned the NYSSB in the New York City Region by World Language (2016-2022)



Eleven students from the New York City region were awarded the NYSSB in two world languages in addition to English, as shown in Figure 12.

Figure 12. Number of Students Who Earned the NYSSB in the New York City Region in Two World Languages in Addition to English (2021-22)

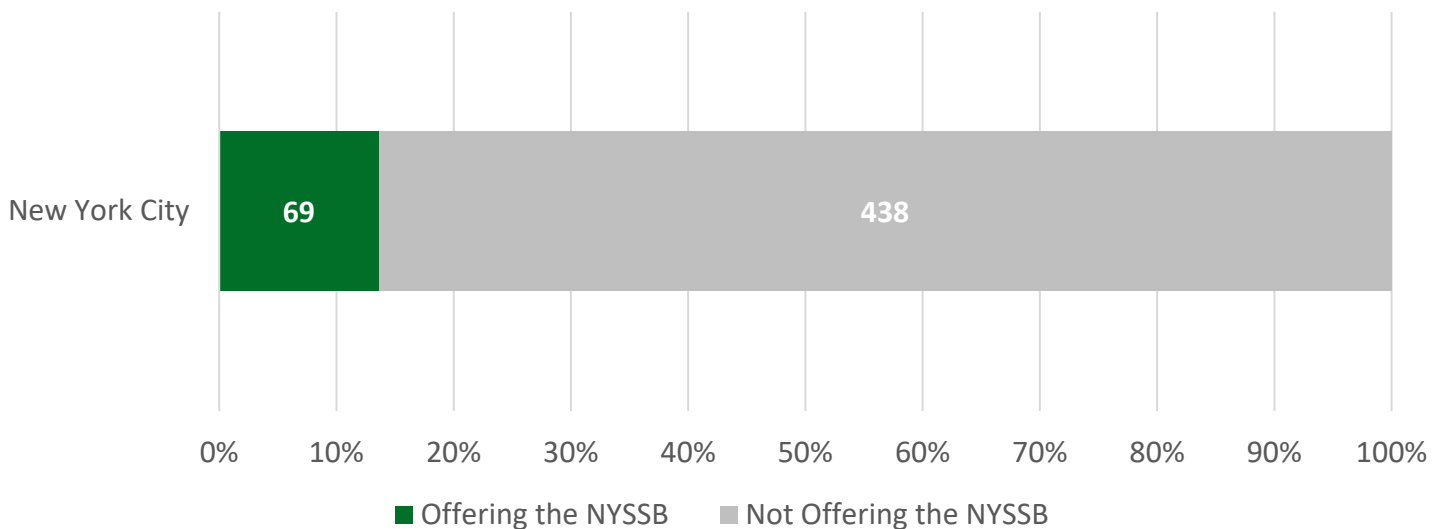


Areas for Potential Growth of the NYSSB in the New York City Region

Schools

There is significant potential for growth within this region that has over 438 district high schools that did not have a NYSSB program as of 2021-22, as shown in Figure 13 below.

Figure 13. District High Schools in the New York City Region Offering vs. Not Offering the NYSSB (2021-22)*

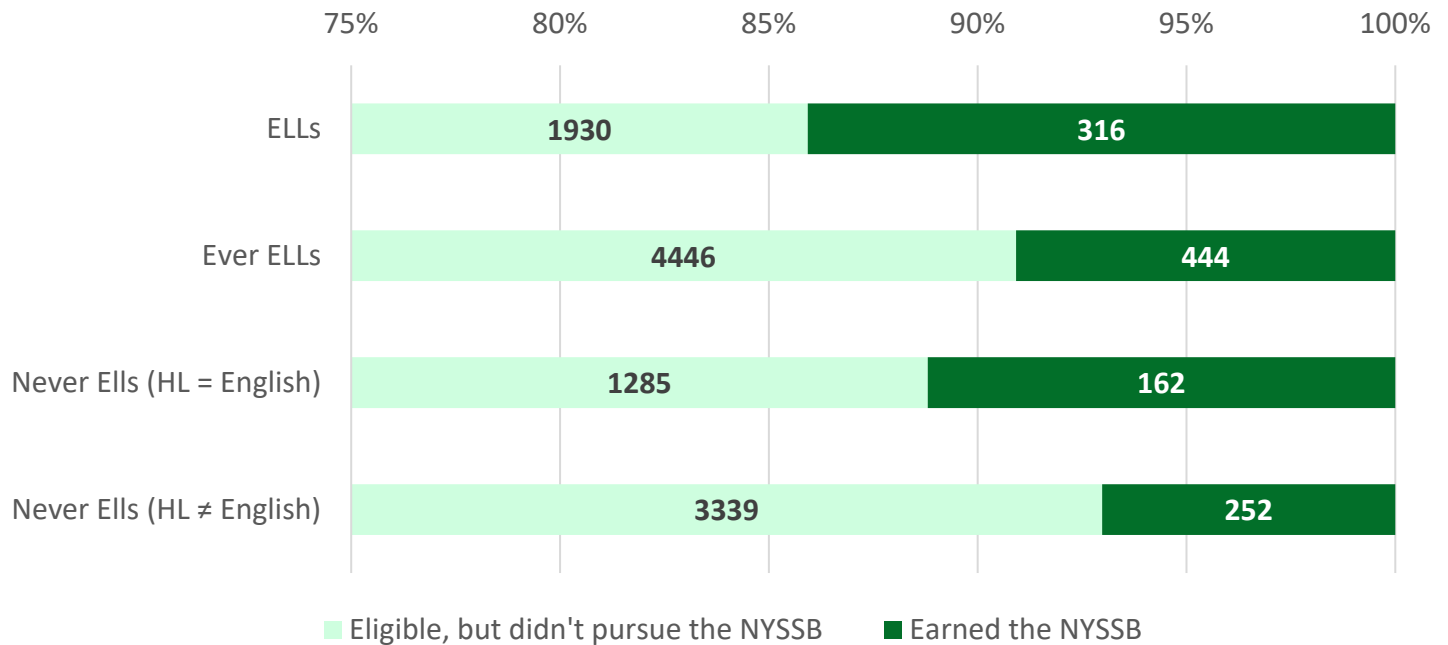


*The number of schools that offered the NYSSB in this region in 2021-22 includes 62 NYCDOE district schools, five charter schools, and two non-public schools. However, the number shaded in grey represents only the remaining NYCDOE district schools in the region that did not offer the NYSSB in that year. Statewide, there are only a handful of charter and non-public schools that have offered the NYSSB.

Students

In the New York City region, the largest group of students earning the NYSSB are Ever ELLs (444), followed by current ELLs (316), Never ELLs who home language is other than English (252), and finally, Never ELLs who home language is English (162). This contrasts with every other region of the state in which ELLs and Ever ELLs make up a much smaller percentage of Seal Earners. Figure 14 below shows the total students in the New York City region who earned the NYSSB in 2021-22 as compared to those who were eligible, but did not pursue the NYSSB, disaggregated by ELL status.

Figure 14. Seal Earners vs. Eligible Students Not Pursuing the NYSSB in the New York City Region by ELL Status (2021-22)



Eligible students include any student graduating in 2021-22 who was proficient in or studying English and another world language at the Checkpoint C level or higher.



2022 NYSSB graduates from Preston High School
(Photo courtesy of Preston High School)

List of Figures and Tables

Figures

Figure 1.	Map of New York State by Region with the New York City Region Highlighted	4
Figure 2.	Map of New York State by County with BOCES Pinned	4
Figure 3.	Infographic Summary of the NYSSB in the New York City Region (2021-22)	5
Figure 4.	Growth in the Number of New York City Region High Schools Offering the NYSSB (2016-2022)	7
Figure 5.	New York City Region NYSSB Schools as a Percentage of Total District High Schools in the New York City Region (2016-2022)	7
Figure 6.	Percentage of Growth in Number of Schools in the New York City Region Offering the NYSSB (2016-2022)	8
Figure 7.	Number of Students Awarded the NYSSB in the New York City Region (2016-2022)	9
Figure 8.	Number of Students Awarded the NYSSB in the New York City Region by Gender (2020-2022)	9
Figure 9.	Percentages of Students Awarded the NYSSB in the New York City Region by Race/Ethnicity (2021-22)	10
Figure 10.	Number of Students Who Earned the NYSSB in the New York City Region by ELL Status (2016-2022)	13
Figure 11.	Number of Students Who Earned the NYSSB in the New York City Region by World Language (2016-2022)	14
Figure 12.	Number of Students Who Earned the NYSSB in the New York City Region in Two World Languages in Addition to English (2021-22)	15
Figure 13.	District High Schools in the New York City Region Offering vs. Not Offering the NYSSB (2021-22)	15
Figure 14.	Seal Earners vs. Eligible Students Not Pursuing the NYSSB in the New York City Region by ELL Status (2021-22)	16

Tables

Table 1.	Students Awarded the NYSSB in the New York City Region by Race/Ethnicity (2020-2022)	10
Table 2.	Number of Students Who Earned the NYSSB in the New York City Region by ELL Status (2016-2022)	11

References

New York State Department of Education (NYSED) (2019). *The New York State Seal of Biliteracy 2018-19 Report*. By the Office of Bilingual Education and World Languages.

New York State Department of Education (NYSED) (2021). *The New York State Seal of Biliteracy 2019-20 Report*. By the Office of Bilingual Education and World Languages.

New York State Department of Education (NYSED) (2022). *The New York State Seal of Biliteracy 2020-21 Report*. By the Office of Bilingual Education and World Languages.

New York State Department of Education (NYSED) (2023). *The New York State Seal of Biliteracy 2021-22 Report*. By the Office of Bilingual Education and World Languages.



*Ms. Francesca McAuliffe (administrator) and 2022 NYSSB graduates from Stuyvesant High School
(Photo courtesy of Stuyvesant High School, NYCDOE)*