

FOR TEST ADMINISTRATORS ONLY

THE UNIVERSITY OF THE STATE OF NEW YORK

GRADE 8

TRADITIONAL
CHINESE EDITION

T

INTERMEDIATE-LEVEL SCIENCE TEST

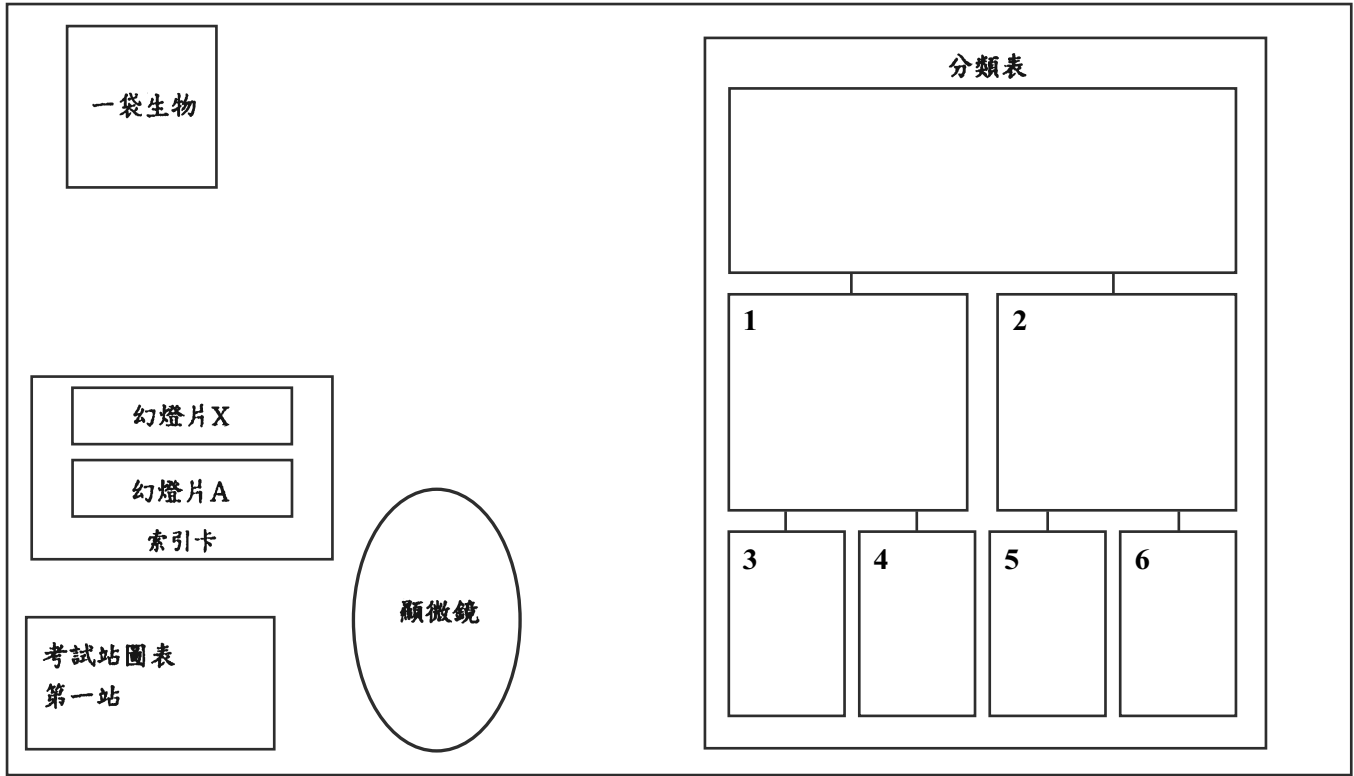
PERFORMANCE TEST, FORM A STATION DIAGRAMS

This booklet contains one complete set of station diagrams for the performance test, one Sorting Chart template for Station 1, and one Ball and Ramp Place Mat template for Station 2.

The materials for each station are illustrated in the Station Diagrams. These sheets are to be taped to the desk or tabletop at each station. This booklet has been perforated at the fold. Tear the sheets from the booklet and assemble them in order by station number. Before taping the sheet to a station, fold the sheet along the dotted line so that only the top half of the sheet is visible.

Before administering the performance test, record the necessary information on the Test Administrator's Record Sheet. Be sure to fill out both sides of the sheet. After the test, file the record sheet with the student test booklets. **Note: The information on the record sheet is needed to score the tests.**

考試站圖表
第一站：為生物分類

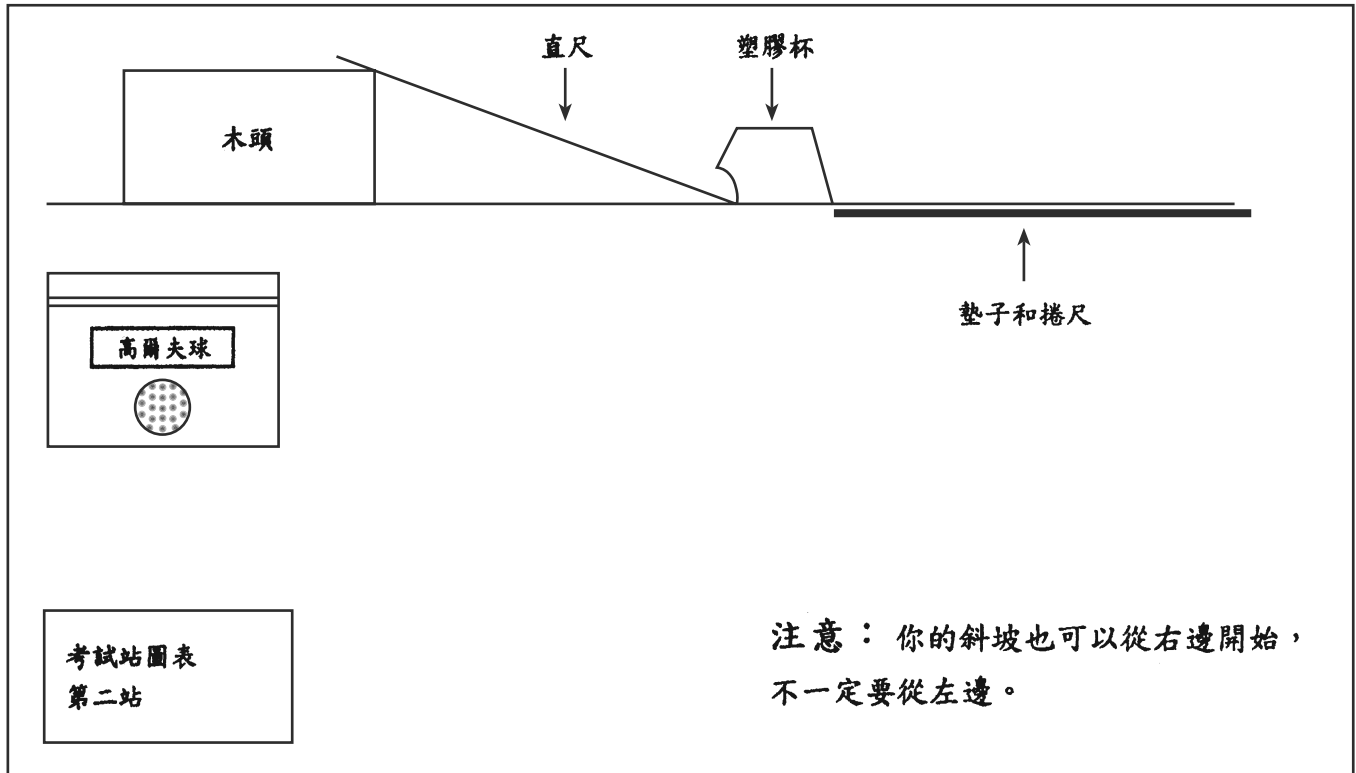


Fold Along Line

The University of the State of New York
THE STATE EDUCATION DEPARTMENT
Albany, New York 12234

FOLD ON THE DOTTED LINE AND TAPE TO THE BOTTOM OF THE STATION SO THAT THE DIAGRAM FACES STUDENT.

考試站圖表
第二站：斜坡和高爾夫球

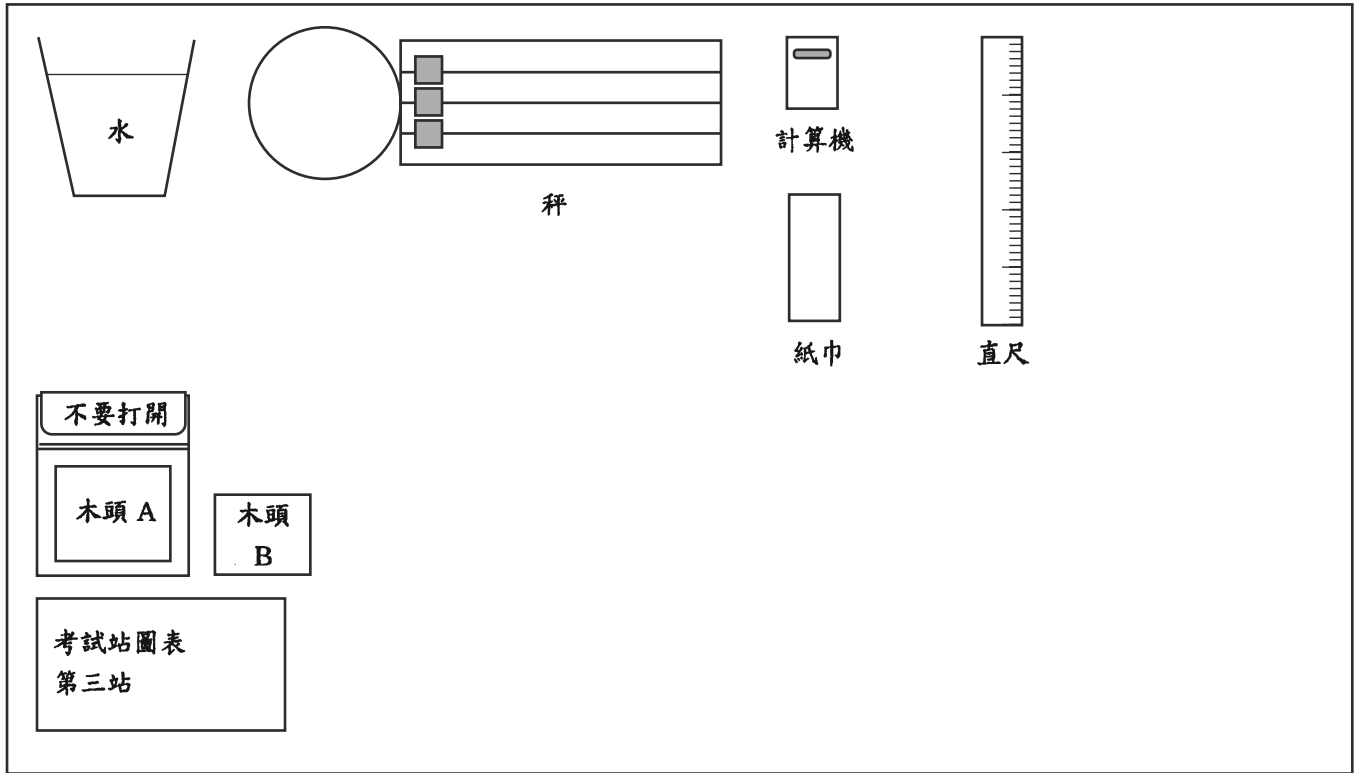


Fold Along Line

The University of the State of New York
THE STATE EDUCATION DEPARTMENT
Albany, New York 12234

**FOLD ON THE DOTTED LINE AND TAPE TO THE BOTTOM OF THE STATION SO
THAT THE DIAGRAM FACES STUDENT.**

考試站圖表
第三站：木頭和水



Fold Along Line

The University of the State of New York
THE STATE EDUCATION DEPARTMENT
Albany, New York 12234

FOLD ON THE DOTTED LINE AND TAPE TO THE BOTTOM OF THE STATION SO THAT THE DIAGRAM FACES STUDENT.

分類表

把所有的生物放在這裡，根據你對這個問題的答案，把這些生物放在相應的格內或內的週圍。

問題： 這個生物有六隻以上的腳嗎？

1

是

問題： (把你的問題寫在試題小冊內)。

2

否

問題： (把你的問題寫在試題小冊內)。

3

是

4

否

5

是

6

否

斜坡墊子

斜坡/直尺端部

Ramp Place Mat

for actual size-
increase to 155%
and print on
11" x 17" paper

開始圓圈

公分

1 2 3 4 5 6 7 8 9 10 11 12 13 14 15 16 17 18 19 20 21 22 23 24 25 26 27 28 29 30

