

FOR TEST ADMINISTRATORS ONLY

KOREAN EDITION

THE UNIVERSITY OF THE STATE OF NEW YORK

GRADE 8

INTERMEDIATE-LEVEL SCIENCE TEST

PERFORMANCE TEST, FORM A STATION DIAGRAMS

This booklet contains one complete set of station diagrams for the performance test, one Sorting Chart template for Station 1, and one Ball and Ramp Place Mat template for Station 2.

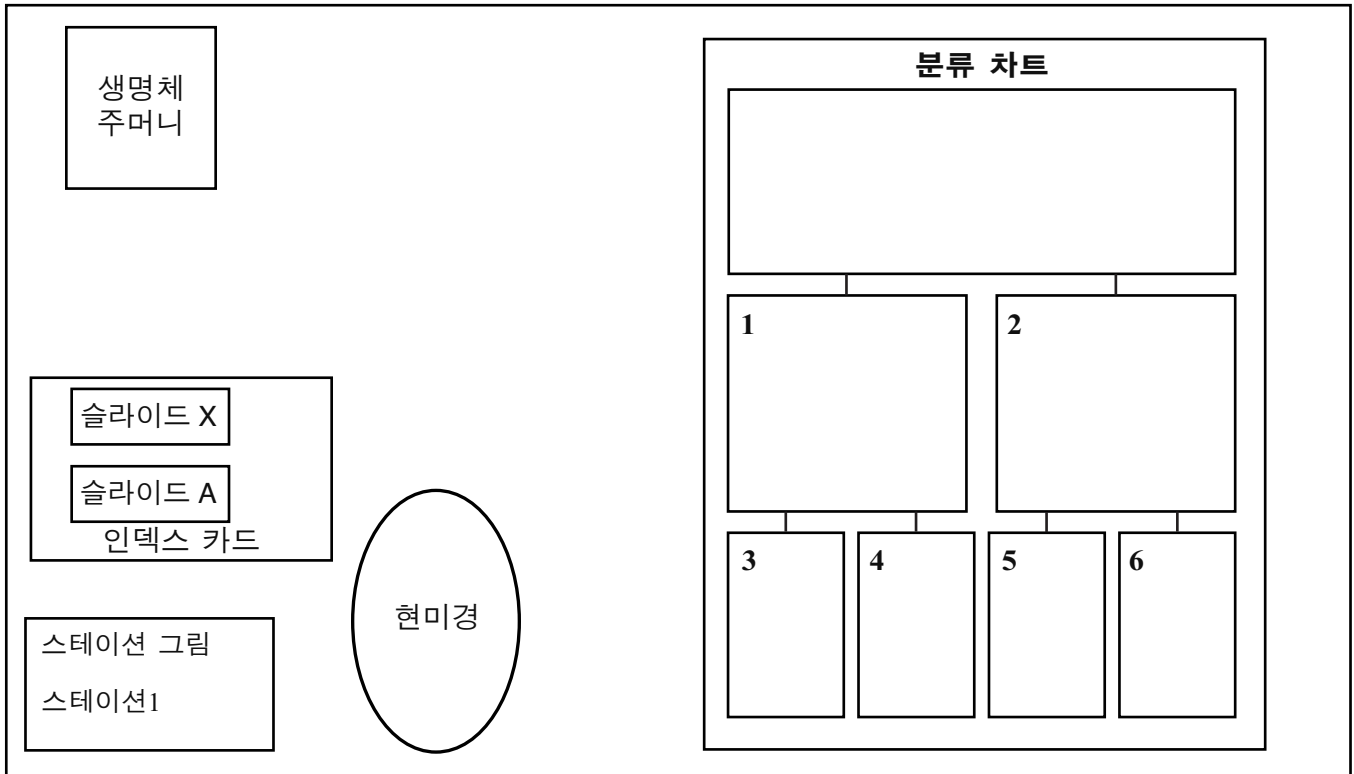
The materials for each station are illustrated in the Station Diagrams. These sheets are to be taped to the desk or tabletop at each station. This booklet has been perforated at the fold. Tear the sheets from the booklet and assemble them in order by station number. Before taping the sheet to a station, fold the sheet along the dotted line so that only the top half of the sheet is visible.

Before administering the performance test, record the necessary information on the Test Administrator's Record Sheet. Be sure to fill out both sides of the sheet. After the test, file the record sheet with the student test booklets.

Note: The information on the record sheet is needed to score the tests.

스테이션 그림

스테이션 1: 생명체 분류

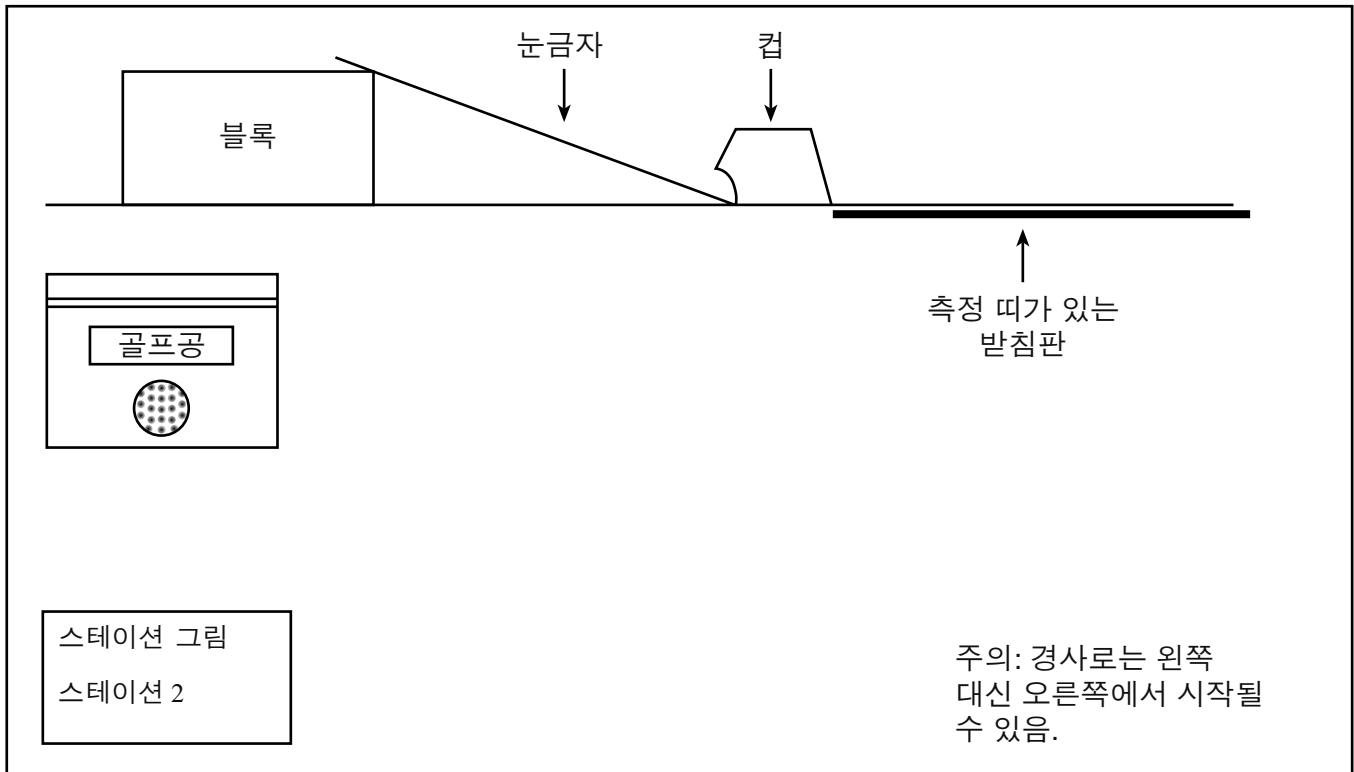


Fold Along Line

The University of the State of New York
THE STATE EDUCATION DEPARTMENT
Albany, New York 12234

**FOLD ON THE DOTTED LINE AND TAPE TO THE BOTTOM OF THE STATION
SO THAT THE DIAGRAM FACES STUDENT.**

스테이션 그림 스테이션 2: 경사로와 골프공



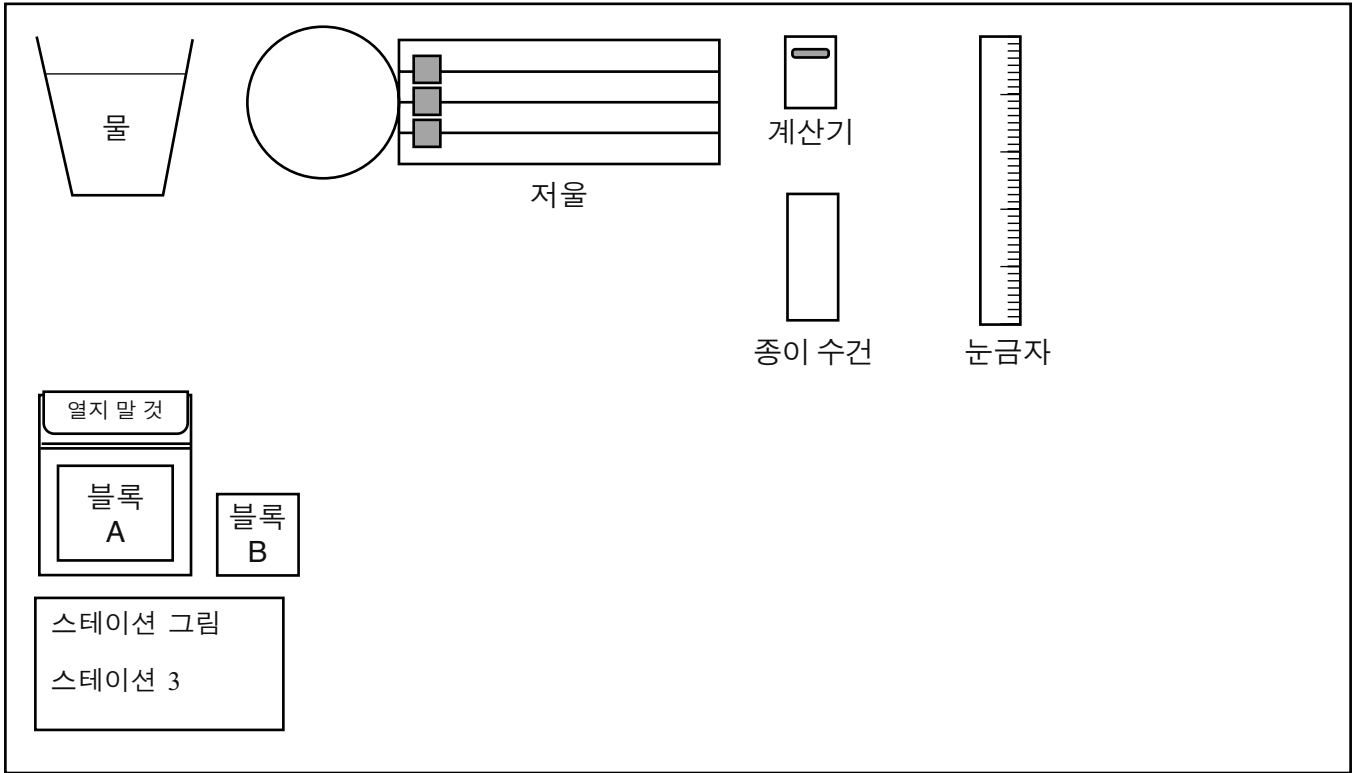
Fold Along Line

The University of the State of New York
THE STATE EDUCATION DEPARTMENT
Albany, New York 12234

**FOLD ON THE DOTTED LINE AND TAPE TO THE BOTTOM OF THE STATION
SO THAT THE DIAGRAM FACES STUDENT.**

스테이션 그림

스테이션 3: 나무와 물



분류 차트

모든 생명체를 여기에 놓으십시오. 질문들에 해당하는 생명체들을 적당한 박스로 옮겨 놓으십시오.

질문: 이 생명체는 다리가 6개보다 많습니까?

1

예

질문: (자신의 질문을 시험 책자에 기록하십시오.)

2

아니요

질문: (자신의 질문을 시험 책자에 기록하십시오.)

3

예

4

아니요

5

예

6

아니요

Ramp Place Mat

for actual size-
increase to 155%
and print on
11" x 17" paper

