

# FOR TEST ADMINISTRATORS ONLY

SIMPLIFIED CHINESE EDITION

THE UNIVERSITY OF THE STATE OF NEW YORK

# GRADE 4

# S

## ELEMENTARY-LEVEL SCIENCE TEST

## PERFORMANCE TEST, FORM A STATION DIAGRAMS

This booklet contains one complete set of station diagrams for the performance test and one Ball and Ramp Place Mat template for Station 3.

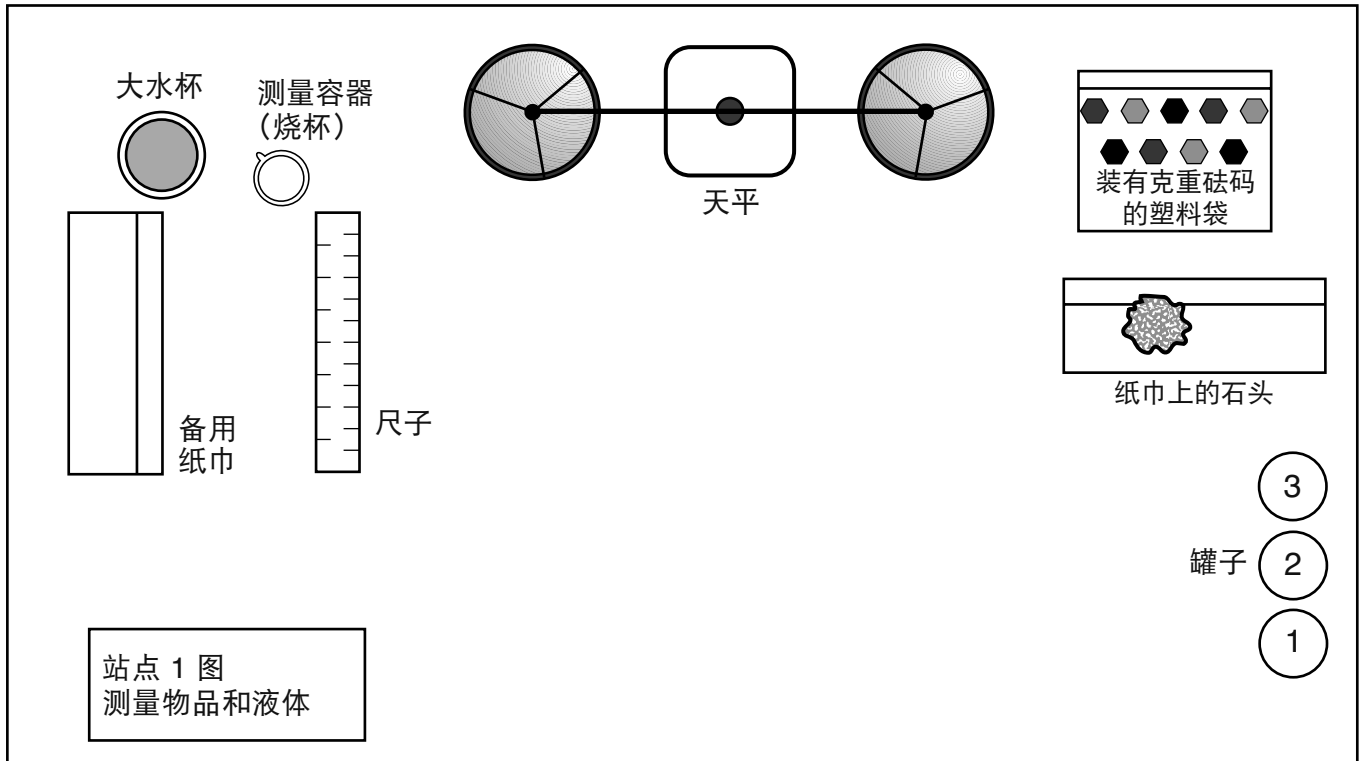
The materials for each station are illustrated in the station diagrams. These sheets are to be taped to the desk or tabletop at each station. This booklet has been perforated at the fold. Tear the sheets from the booklet and assemble them in order by station number. Before taping the sheet to a station, fold the sheet along the dotted line so that only the top half of the sheet is visible.

Before administering the performance test, record the necessary information on the Test Administrator's Record Sheet. After the test, file the Test Administrator's Record Sheet with the student test booklets.

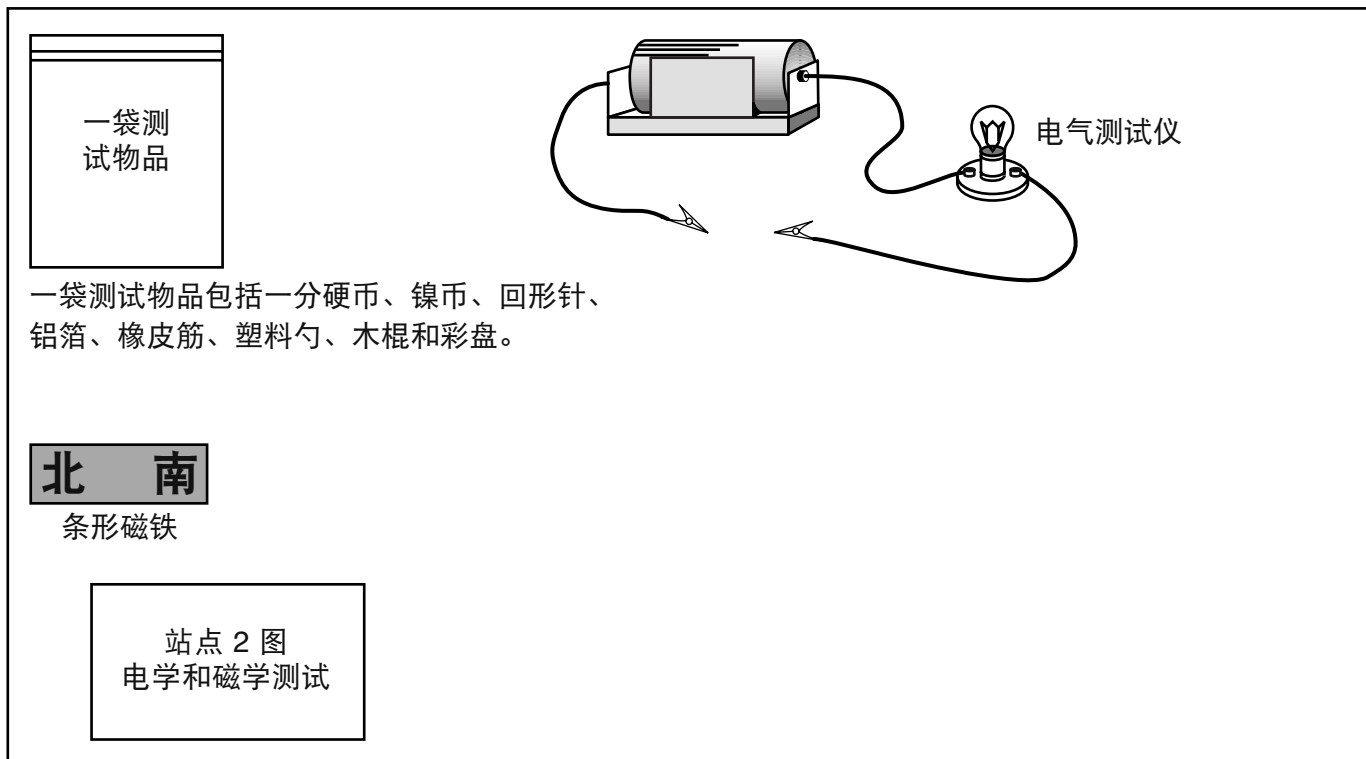
**Note: The information on the Record Sheet is needed to score the tests.**

# 站点图

## 站点 1 — 测量物品和液体



站点图  
站点 2 — 电学和磁学测试



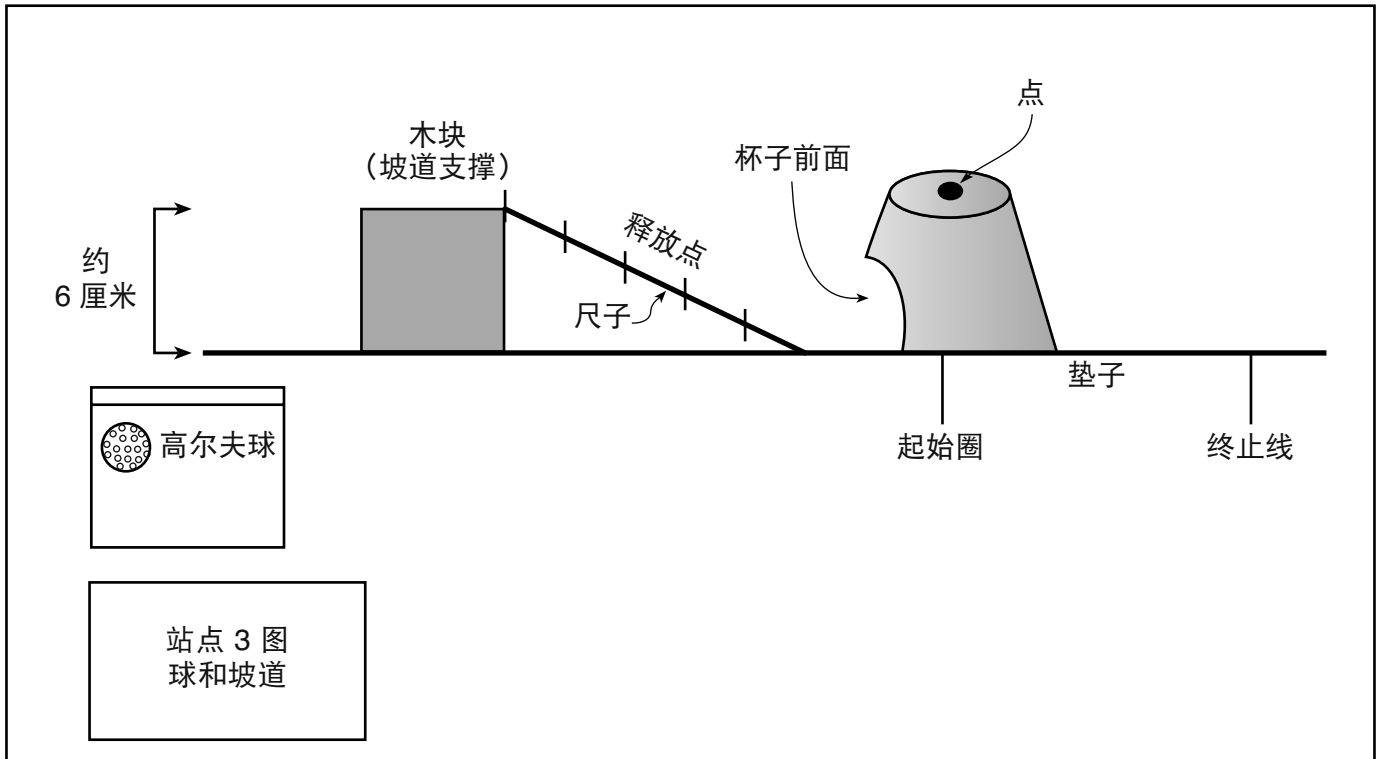
Fold on dotted line

The University of the State of New York  
THE STATE EDUCATION DEPARTMENT  
Albany, New York 12234

**FOLD ON THE DOTTED LINE AND TAPE TO THE BOTTOM OF THE STATION SO THAT THE DIAGRAM FACES STUDENT.**

# 站点图

## 站点 3 — 球和坡道



Fold on dotted line

The University of the State of New York  
THE STATE EDUCATION DEPARTMENT  
Albany, New York 12234


**FOLD ON THE DOTTED LINE AND TAPE TO THE BOTTOM OF THE STATION SO THAT THE DIAGRAM FACES STUDENT.**

End of Ruler Placement



End of Ruler Placement

起始圈



坡道垫子

终止线

