

FOR TEST ADMINISTRATORS ONLY

ARABIC EDITION

THE UNIVERSITY OF THE STATE OF NEW YORK

GRADE 4

ELEMENTARY-LEVEL SCIENCE TEST

PERFORMANCE TEST, FORM A STATION DIAGRAMS

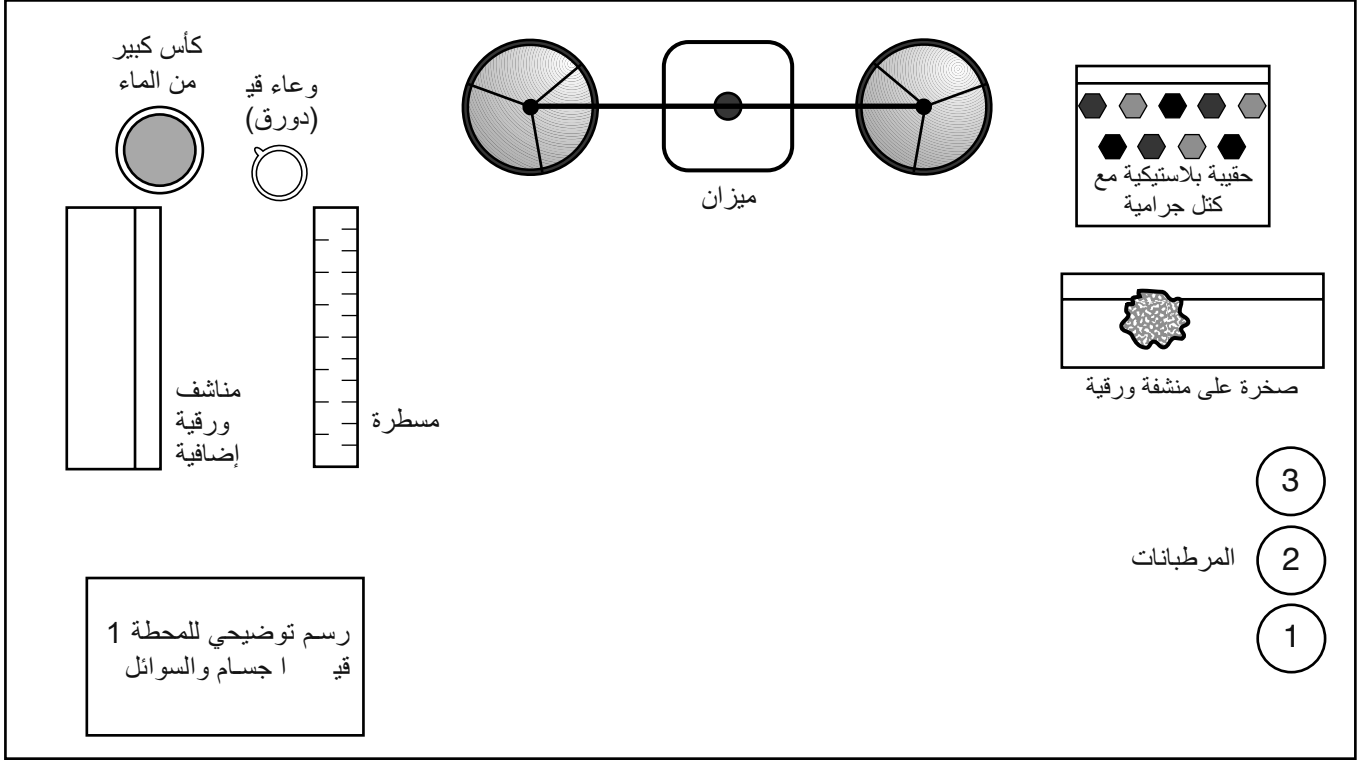
This booklet contains one complete set of station diagrams for the performance test and one Ball and Ramp Place Mat template for Station 3.

The materials for each station are illustrated in the station diagrams. These sheets are to be taped to the desk or tabletop at each station. This booklet has been perforated at the fold. Tear the sheets from the booklet and assemble them in order by station number. Before taping the sheet to a station, fold the sheet along the dotted line so that only the top half of the sheet is visible.

Before administering the performance test, record the necessary information on the Test Administrator's Record Sheet. After the test, file the Test Administrator's Record Sheet with the student test booklets.

Note: The information on the Record Sheet is needed to score the tests.

الرسم التوضيحي للمحطة
المحطة 1 — قيد 1 سام والسوائل




Fold on dotted line

The University of the State of New York
THE STATE EDUCATION DEPARTMENT
Albany, New York 12234

FOLD ON THE DOTTED LINE AND TAPE TO THE BOTTOM OF THE STATION SO THAT THE DIAGRAM FACES STUDENT.

الرسم التوضيحي للمحطة
المحطة 2 - اختبار الكهرباء والمغناطيس

حقيبة
أدوات
اختبار



فاحص كهربائي

حقيبة أدوات اختبار تحتوي على قرش وقطعة معدنية ومشبك ورق وورق ألومنيوم ورباط مطاطي وملعقة بلاستيكية وعصا خشبية وقرص ملون.

ج ش
مغناطيس مستطيل

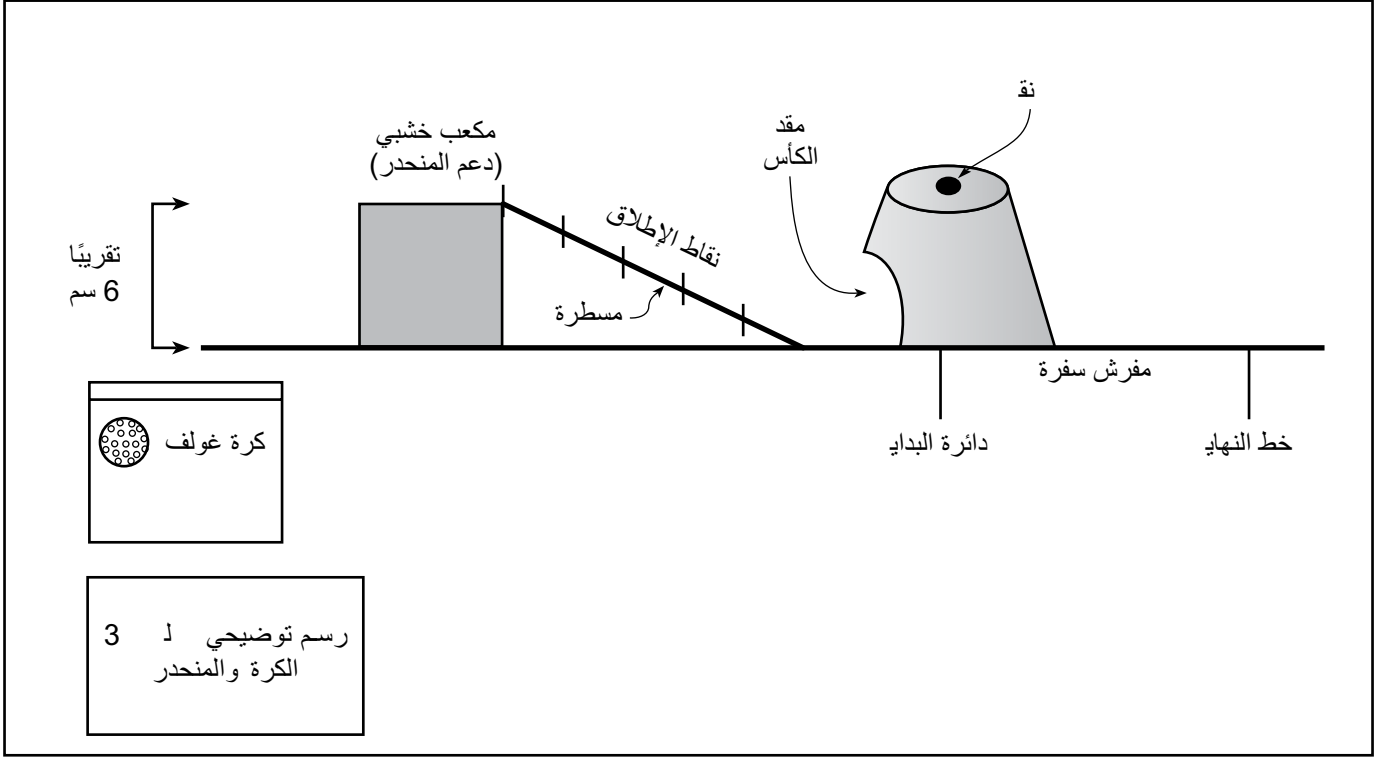
رسم توضيحي للمحطة 2
اختبار الكهرباء
والمغناطيس

Fold on dotted line

The University of the State of New York
THE STATE EDUCATION DEPARTMENT
Albany, New York 12234

FOLD ON THE DOTTED LINE AND TAPE TO THE BOTTOM OF THE STATION SO THAT THE DIAGRAM FACES STUDENT.

الرسم التوضيحي للمحطة
المحطة 3 - الكر والمنحدر



Fold on dotted line


The University of the State of New York
THE STATE EDUCATION DEPARTMENT
Albany, New York 12234

FOLD ON THE DOTTED LINE AND TAPE TO THE BOTTOM OF THE STATION SO THAT THE DIAGRAM FACES STUDENT.

End of Ruler Placement

End of Ruler Placement

دائرة البداية



مفرش سفرة المنحدر

خط النهاية

