







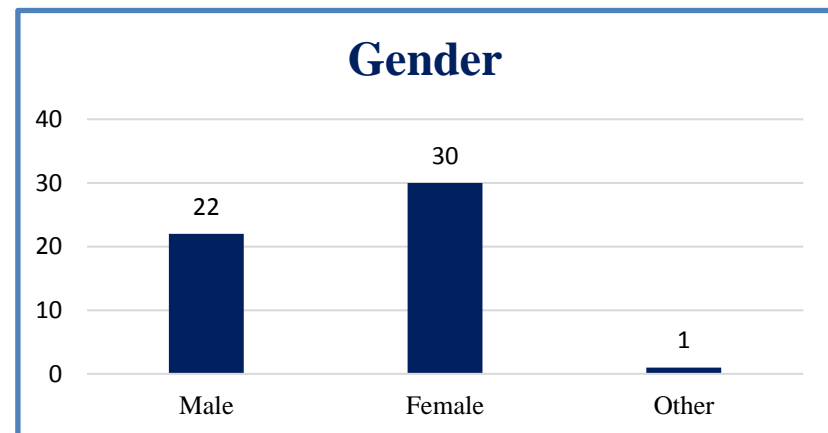
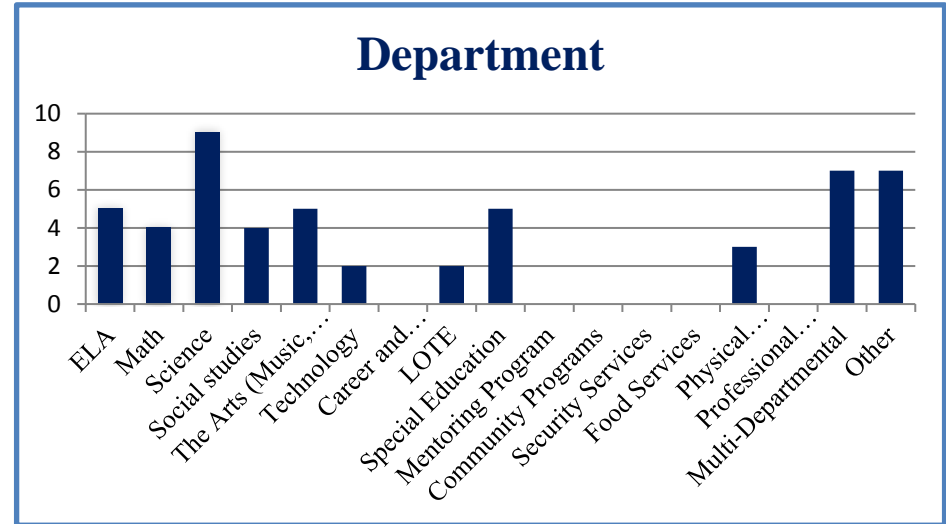
# Check In

## Department

ELA	5
Math	4
Science	9
Social studies	4
The Arts (Music, Art, Drama)	5
Technology	2
Career and Technical Education	0
LOTE	2
Special Education	5
Mentoring Program	0
Community Programs	0
Security Services	0
Food Services	0
Physical Education/Health	3
Professional Learning/Instructional or Data Coach	0
Multi-Departmental	7
Other	7

## Gender

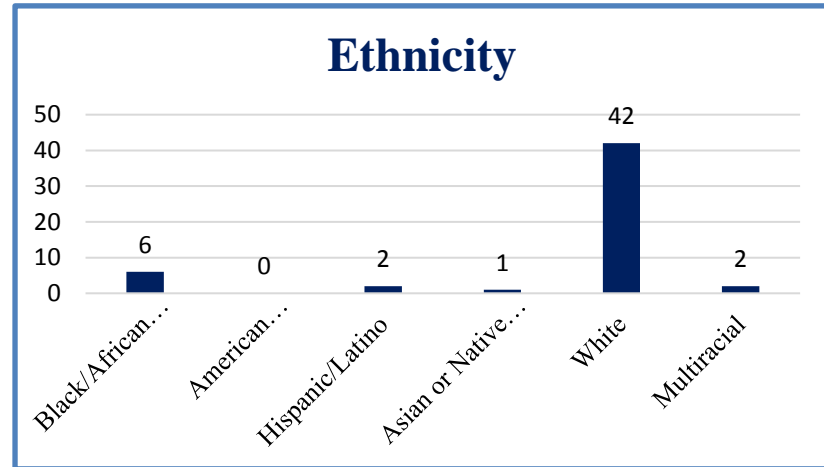
Male	22
Female	30
Other	1



# Check In

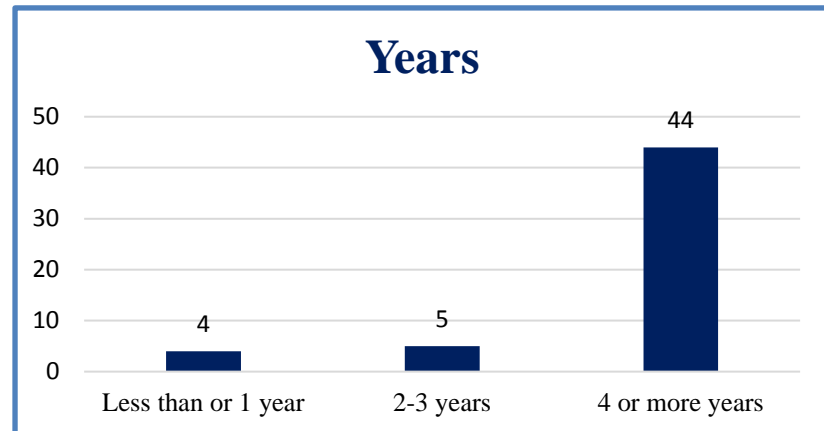
## Ethnicity

Black/African American	6
American Indian/Alaska Native	0
Hispanic/Latino	2
Asian or Native Hawaiian/Other Pacific Islander	1
White	42
Multiracial	2



## Years Worked in School

Less than or 1 year	4
2-3 years	5
4 or more years	44



# Successful Schools

All - My experience as a staff member in this school:	SA/A	SA	A	S	D	SD	SS	Res	NA
1. This school is specifically set up to meet students' needs.	84.9%	43.4%	41.5%	11.3%	3.8%	0.0%	4.25	53	0
2. Students' academics/skills/learning has improved.	82.7%	50.0%	32.7%	15.4%	1.9%	0.0%	4.31	52	1
3. Students' self-image (how students present to others) has improved.	80.4%	41.2%	39.2%	19.6%	0.0%	0.0%	4.22	51	2
4. Students are gaining the determination and perseverance needed to be successful.	69.8%	43.4%	26.4%	22.6%	7.5%	0.0%	4.06	53	0
5. Students have increased pride in their background/heritage/culture.	85.7%	42.9%	42.9%	12.2%	2.0%	0.0%	4.27	49	4
6. Students' confidence and self-esteem (feelings about themselves) has increased significantly.	74.5%	41.2%	33.3%	23.5%	2.0%	0.0%	4.14	51	2
7. Students believe they will be ready for what comes after high school – college and career.	69.2%	32.7%	36.5%	25.0%	5.8%	0.0%	3.96	52	1
8. Students are on "the right path" - not engaging in risky behaviors (drugs, alcohol, violence...).	67.3%	25.0%	42.3%	26.9%	5.8%	0.0%	3.87	52	1
9. Teachers care consistently about students doing their best.	98.0%	66.0%	32.0%	2.0%	0.0%	0.0%	4.64	50	2
10. Teachers make learning interesting and fun.	92.2%	51.0%	41.2%	7.8%	0.0%	0.0%	4.43	51	2
11. Teachers encourage students to fully participate in class, giving time to share ideas, explain answers, and ask questions.	94.1%	62.7%	31.4%	5.9%	0.0%	0.0%	4.57	51	2
12. Classes stay focused; and do not waste time, allowing students and staff to work well together.	82.4%	39.2%	43.1%	15.7%	2.0%	0.0%	4.20	51	2
13. When students don't understand something, teachers re-explain things in a way that does not embarrass students.	96.1%	62.7%	33.3%	3.9%	0.0%	0.0%	4.59	51	2
14. Teachers encourage students to use their "thinking skills" - challenging them (students) to persevere in their learning.	96.0%	56.0%	40.0%	4.0%	0.0%	0.0%	4.52	50	3
15. Teachers summarize learning everyday and help students to connect ideas.	90.0%	54.0%	36.0%	10.0%	0.0%	0.0%	4.44	50	3

# Successful Schools



# Successful Schools

All - How important are the following in contributing to student success and students coming to school every day?	VI/I	VI	I	SI	MI	NI	SS	Res	NA
1. The way teachers teach and are available when students need help.	98.1%	80.8%	17.3%	1.9%	0.0%	0.0%	4.79	52	0
2. Being surrounded by students who have similar thinking and want to be successful.	86.3%	43.1%	43.1%	7.8%	3.9%	2.0%	4.22	51	1
3. The curriculum and its relevance to students and their future plans - college and career.	86.5%	50.0%	36.5%	9.6%	3.8%	0.0%	4.33	52	0
4. Safe place where people really care about students.	96.2%	84.6%	11.5%	3.8%	0.0%	0.0%	4.81	52	0
5. Opportunities to participate in athletics, sports, extra-curricular activities, after school and community events.	94.2%	65.4%	28.8%	5.8%	0.0%	0.0%	4.60	52	0
6. The positive and encouraging environment of the school with adult role models.	98.1%	84.6%	13.5%	1.9%	0.0%	0.0%	4.83	52	0
7. Families supporting students and saying education is important.	88.5%	55.8%	32.7%	3.8%	7.7%	0.0%	4.37	52	0
8. Opportunities to participate in decisions about the school, where staff "listens to students."	86.5%	61.5%	25.0%	7.7%	5.8%	0.0%	4.42	52	0
9. Opportunities for Advanced Placement (AP)/College Credit Courses, IB.	82.4%	51.0%	31.4%	15.7%	2.0%	0.0%	4.31	51	1
10. Having mentors and "people to go to" when students have problems to work through.	96.2%	80.8%	15.4%	3.8%	0.0%	0.0%	4.77	52	0



# Successful Schools

**How sure are you (give us a percentage) that 95% or greater of your students will graduate from high school and be successfully prepared for College and/or Career?**

90-100 %	23
80-89%	18
70-79%	4
Less than 70%	7

**Response Rates (# above divided by 52)**

23	44%
18	35%
4	8%
7	13%

