

# Application: AF Endeavor Charter School

Jeunesse Lewis - Jeunesselewis@achievementfirst.org  
2020-2021 Annual Report

## Entry 1 School Info and Cover Page

**Completed** Aug 2 2021

### [Instructions](#)

#### **Required of ALL Charter Schools**

Each Annual Report begins with a completed School Information and Cover Page. The information is collected in a survey format within Annual Report portal. When entering information in the portal, some of the following items may not appear, depending on your authorizer and/or your responses to related items.

## Entry 1 School Information and Cover Page

**(New schools that were not open for instruction for the 2020-2021 school year are not required to complete or submit an annual report this year).**

Please be advised that you will need to complete this cover page (including signatures) before all of the other tasks assigned to you by your school's authorizer are visible on your task page. While completing this cover page task, please ensure that you select the correct authorizer **(as of June 30, 2021)** or you may not be assigned the correct tasks.

## BASIC INFORMATION

### **a. SCHOOL NAME**

(Select name from the drop down menu)

ACHIEVEMENT FIRST ENDEAVOR CHARTER SCHOOL 331300860902

**a1. Popular School Name**

AF Endeavor

**b. CHARTER AUTHORIZER (As of June 30th, 2021)**

Please select the correct authorizer as of June 30, 2021 or you may not be assigned the correct tasks.

SUNY BOARD OF TRUSTEES

**c. DISTRICT / CSD OF LOCATION**

CSD #13 - BROOKLYN

**d. DATE OF INITIAL CHARTER**

1/2006

**e. DATE FIRST OPENED FOR INSTRUCTION**

9/2006

**h. SCHOOL WEB ADDRESS (URL)**

<https://www.achievementfirst.org/school/achievement-first-endeavor-elementary-school/>

**i. TOTAL MAX APPROVED ENROLLMENT FOR THE 2020-2021 SCHOOL YEAR (exclude Pre-K program enrollment)**

989

**j. TOTAL STUDENT ENROLLMENT ON JUNE 30, 2021 (exclude Pre-K program enrollment)**

849

**k. GRADES SERVED IN SCHOOL YEAR 2020-2021 (exclude Pre-K program students)**

Check all that apply

Grades Served

K, 1, 2, 3, 4, 5, 6, 7, 8

**l1. DOES THE SCHOOL CONTRACT WITH A CHARTER OR EDUCATIONAL MANAGEMENT ORGANIZATION?**

Yes

## I2. NAME OF CMO/EMO AND ADDRESS

NAME OF CMO/EMO	Achievement First
PHYSICAL STREET ADDRESS	370 James Street
CITY	New Haven
STATE	(No response)
ZIP CODE	06513
EMAIL ADDRESS	<a href="mailto:melikaforbes@achievementfirst.org">melikaforbes@achievementfirst.org</a>
CONTACT PERSON NAME	Melika Forbes

## FACILITIES INFORMATION

### m. FACILITIES

Will the school maintain or operate multiple sites in 2021-2022?

	Yes, 2 sites
--	--------------

### School Site 1 (Primary)



**m1. SCHOOL SITES**

Please provide information on Site 1 for the upcoming school year.

	Physical Address	Phone Number	District/CSD	Grades to be Served at Site for coming year (K-5, 6-9, etc.)	Receives Rental Assistance for Which Grades (If yes, enter the appropriate grades. If no, enter No).
Site 1	510 Waverly Avenue, Brooklyn, NY 11238	[REDACTED]	NYC CSD 13	K-4	No

**m1a. Please provide the contact information for Site 1.**

	Name	Work Phone	Alternate Phone	Email Address
School Leader	Colleen Young	917-447-9391		[REDACTED]
Operational Leader	Anika Locklear-Cidone			[REDACTED]
Compliance Contact	Scot Kerr	203-521-2461		[REDACTED]
Complaint Contact	Melika Forbes	701-347-1922		[REDACTED]
DASA Coordinator	Anika Locklear-Cidone			[REDACTED]
Phone Contact for After Hours Emergencies	Tsehaia Brown	347-219-5228		[REDACTED]

**m1b. Is site 1 in public (co-located) space or in private space?**

Private Space

---

**IF LOCATED IN PRIVATE SPACE IN NYC OR IN DISTRICTS OUTSIDE NYC**

**m1d. Upload a current Certificate of Occupancy (COO) and the annual Fire Inspection Report for school site 1 if located in private space in NYC or located outside of NYC .**

**Certificate of Occupancy and Fire Inspection. Provide a copy of a current and non-expired certificate of occupancy (if outside NYC or in private space in NYC). For schools that are not in district space (NYC co-locations), provide a copy of a current and non-expired certificate of occupancy, and a copy of the current annual fire inspection results, which should be dated on or after July 1, 2021.**

**Site 1 Certificate of Occupancy (COO)**

[Endeavor Certificate of Occupancy 18-19.pdf](#)

**Filename:** Endeavor Certificate of Occupancy 18-19.pdf **Size:** 226.2 kB

---

**Site 1 Fire Inspection Report**

[Waverly Fire Inspection 2021.pdf](#)

**Filename:** Waverly Fire Inspection 2021.pdf **Size:** 289.7 kB

---

**School Site 2**

---

**m2. SCHOOL SITES**

Please provide information on Site 2 for the upcoming school year.

	Physical Address	Phone Number	District/CSD	Grades to be Served at Site for coming year (K-5, 6-9, etc.)	Receives Rental Assistance for Which Grades (If yes, enter the appropriate grades. If no, enter No).
Site 2	510 Waverly Avenue, Brooklyn, NY 11238	[REDACTED]	NYC CSD 13	5-8	No

**m2a. Please provide the contact information for Site 2.**

	Name	Work Phone	Alternate Phone	Email Address
School Leader	Shannon Williams-Paden			[REDACTED]
Operational Leader	Josh Alfred	518-859-5636		[REDACTED]
Compliance Contact	Scot Kerr	203-521-2461		[REDACTED]
Complaint Contact	Melika Forbes	701-347-1922		[REDACTED]
DASA Coordinator	Josh Alfred	518-859-5636		[REDACTED]
Phone Contact for After Hours Emergencies	Tsehaia Brown	347-219-5228		[REDACTED]

**m2b. Is site 2 in public (co-located) space or in private space?**

Private Space

---

**IF LOCATED IN PRIVATE SPACE IN NYC OR IN DISTRICTS OUTSIDE NYC**

**m2d. Upload a current Certificate of Occupancy (COO) and the annual Fire Inspection Report for school site 2 if located in private space in NYC or located outside of NYC .**

**Certificate of Occupancy and Fire Inspection. Provide a copy of a current and non-expired certificate of occupancy (if outside NYC or in private space in NYC). For schools that are not in district space (NYC co-locations), provide a copy of a current and non-expired certificate of occupancy, and a copy of the current annual fire inspection results, which should be dated on or after July 1, 2021.**

**Site 2 Certificate of Occupancy (COO)**

[Endeavor Certificate of Occupancy 18-19.pdf](#)

**Filename:** Endeavor Certificate of Occupancy 18-19.pdf **Size:** 226.2 kB

**Site 2 Fire Inspection Report**

[Waverly Fire Inspection 2021.pdf](#)

**Filename:** Waverly Fire Inspection 2021.pdf **Size:** 289.7 kB

**CHARTER REVISIONS DURING THE 2020-2021 SCHOOL YEAR**

---

**n1. Were there any revisions to the school's charter during the 2020-2021 school year? (Please include approved or pending material and non-material charter revisions).**

No

**o. Has your school's Board of Trustee's approved a budget for the 2020-2021 FY?**

Yes

**ATTESTATIONS**

**p. Individual Primarily Responsible for Submitting the Annual Report.**

Name	Melika Forbes
Position	VP/General Counsel
Phone/Extension	701-347-1922
Email	<a href="mailto:melikaforbes@achievementfirst.org">melikaforbes@achievementfirst.org</a>

**p. Our signatures (Executive Director/School Leader/Head of School and Board President) below attest that our school has reviewed, understands and will comply with the employee clearance and fingerprint requirements as outlined in Entry 10 and found in the [NYSED CSO Fingerprint Clearance Oct 2019 Memo](#). Click **YES** to agree.**

**Responses Selected:**

Yes

**q. Our signatures (Executive Director/School Leader/Head of School and Board President) below attest that all of the information contained herein is truthful and accurate and that this charter school is in compliance with all aspects of its charter, and with all pertinent Federal, State, and local laws, regulations, and rules. We understand that if any information in any part of this report is found to have been deliberately misrepresented, that will constitute grounds for the revocation of our charter. Click **YES** to agree and then use the mouse on your PC or the stylus on your mobile device to sign your name).**

**Responses Selected:**

Yes

**Signature, Head of Charter School**

Oy

**Signature, President of the Board of Trustees**

DS

**Date**

Aug 2 2021

**Thank you.**



## **Entry 3 Accountability Plan Progress Reports**

**Incomplete**

# Instructions

## **SUNY-Authorized Charter Schools ONLY**

SUNY-authorized charter schools must download an Accountability Plan Progress Report template at [Accountability Plan Progress Report template](#). After completing, schools must upload the document into the SUNY Epicenter system by **August 16, 2021**.

**PLEASE NOTE: This is a required task, and it is marked optional for administrative purposes only.**

### **Entry 4 - Audited Financial Statements**

**Incomplete**

#### **Required of ALL Charter Schools**

**ALL SUNY-authorized charter schools** must upload the financial statements in .pdf format into the SUNY Epicenter system no later than **November 1, 2021**. SUNY CSI will forward to NYSED CSO.

**ALL Regents, NYCDOE, and Buffalo BOE authorized charter schools** must upload final, audited financial statements to the [Annual Report Portal](#) no later than **November 1, 2021**. Upload the independent auditor's report, any advisory and/or management letter, and the internal controls report as one submission, combined into a .PDF file, ensuring that security features such as password protection are turned off.

**PLEASE NOTE: This is a required task, and it is marked optional for administrative purposes only.**

### **Entry 4a - Audited Financial Report Template (SUNY)**

**Incomplete**

#### **Instructions - SUNY-Authorized Charter Schools ONLY**

SUNY-authorized schools must download the Excel spreadsheet entitled "Audited Financial Report Template" at <http://www.newyorkcharters.org/fiscal/>. After completing, schools must upload the document into the SUNY Epicenter system by **November 1**.

**PLEASE NOTE: This is a required task, and it is marked optional for administrative purposes only.**

### **Entry 4c - Additional Financial Documents**

**Incomplete** Hidden from applicant

**Instructions - Regents, NYCDOE and Buffalo BOE authorized schools** must upload financial documents in this section **by November 1, 2021**. The items listed below should be uploaded, with an explanation if not applicable or available. For example, a "federal Single Audit was not required because the school did not expend federal funds of more than the \$750,000 Threshold."

1. Advisory and/or Management letter
2. Federal Single Audit
3. CSP Agreed-Upon Procedure Report
4. Evidence of Required Escrow Account for each school<sup>[1]</sup>

## 5. Corrective Action Plan for Audit Findings and Management Letter Recommendations

---

[1] Note: For BOR schools chartered or renewed after the 2017-2018 school year, the escrow account per school is \$100,000.

**PLEASE NOTE: This is a required task, and it is marked optional for administrative purposes only.**

### Entry 4d - Financial Services Contact Information

**Incomplete** Hidden from applicant

**Instructions:** Please enter the contact information for school staff, firms or other entities providing financial services to the education corporation **by November 1, 2021.**

### Form for "Financial Services Contact Information"

#### 1. School Based Fiscal Contact Information

	School Based Fiscal Contact Name	School Based Fiscal Contact Email	School Based Fiscal Contact Phone

#### 2. Audit Firm Contact Information

	School Audit Contact Name	School Audit Contact Email	School Audit Contact Phone	Years Working With This Audit Firm

**3. If applicable, please provide contact information for the school's outsourced financial services firm.**

	Firm Name	Contact Person	Mailing Address	Email	Phone	Years With Firm

### Entry 5 - Fiscal Year 2021-2022 Budget

**Completed** Nov 1 2021

**Instructions - Regents, NYCDOE, and Buffalo BOE authorized charter schools** should upload a



copy of the school's FY21 Budget using the 2021-2022 [Projected Annual Budget template](#) in the portal or from the Annual Report website **by November 1, 2021**.

The assumptions column should be completed for all revenue and expense items unless the item is self-explanatory. Where applicable, reference the page number or section in the application narrative that indicates the assumption being made. For instance, student enrollment would reference the applicable page number in Section I, C of the application narrative.

**Instructions - SUNY authorized charter schools** should download the [2021-2022 Budget and Quarterly Report Template](#) on the SUNY website or Epicenter and upload the completed template into the portal **by November 1, 2021**.

**PLEASE NOTE: This is a required task, and it is marked optional for administrative purposes only.**

### **[2021-22-Budget-and-Quarterly-Report-Template-Endeavor Q1](#)**

**Filename:** 2021 22 Budget and Quarterly Repor gNJugNN.xlsx **Size:** 533.9 kB

## **Entry 6 - Board of Trustees Disclosure of Financial Interest Form**

**Completed** Aug 2 2021

### **Required of ALL Charter Schools by August 2**

Each member of the charter school's Board of Trustees who served on a charter school education corporation governing one or more charter schools for any period during the 2020-2021 school year must complete a signed:

- Regents, NYCDOE, and Buffalo BOE Authorized Schools: [Disclosure of Financial Interest Form](#)
- SUNY- Authorized Charter Schools: [SUNY Trustee Financial Disclosure Form](#)

All completed forms must be collected and uploaded in .PDF format for each individual member. **If a trustee is not able or available to complete the form by the deadline, the education corporation is responsible for doing so on behalf of the trustee.** (Forms completed from past years will not be accepted).

Trustees serving on an education corporation that governs more than one school are not required to complete a separate disclosure for each school governed by the **education** corporation. In the Disclosure of Financial Interest Form, trustees must disclose information relevant to any of the schools served by the governing education corporation. Note: Docusign is accepted.

### **[AF 2021 Disclosure of Financial Interest Forms](#)**

**Filename:** AF 2021 Disclosure of Financial Int U7TKdWI.pdf **Size:** 566.3 kB

## **Entry 7 BOT Membership Table**

**Completed** Aug 2 2021

## **Instructions**

### **Required of All charter schools**

ALL charter schools or education corporations governing multiple schools must complete the Board of Trustees Membership Table within the online portal. Please be sure to include and identify parents who are members of the Board of Trustees and indicate whether parents are voting or non-voting members.

## Entry 7 BOT Table

1. SUNY-AUTHORIZED charter schools are required to provide information for VOTING Trustees only.
2. REGENTS, NYCDOE, and BUFFALO BOE-AUTHORIZED charter schools are required to provide information for all --VOTING and NON-VOTING-- trustees.

### 1. 2020-2021 Board Member Information (Enter info for each BOT member)

	Trustee Name	Trustee Email Address	Position on the Board	Committee Affiliations	Voting Member Per By-Laws (Y/N)	Number of Terms Served	Start Date of Current Term (MM/DD/YYYY)	End Date of Current Term (MM/DD/YYYY)	Board Meetings Attended During 2020-2021
1	Dr. Deborah Shanley		Chair	None	Yes	2	7/1/2018	12/30/2021	10
2	Jonathan Atkeson		Treasurer	None	Yes	2	7/1/2019	6/30/2022	9
3	Justin Cohen		Trustee/Member	None	Yes	2	7/1/2018	12/30/2021	5 or less
4	Romy Coquille		Vice Chair	None	Yes	2	7/1/2019	6/30/2022	10

	tte								
5	Andy Hubbard		Secretary	None	Yes	1	7/1/2019	6/30/2022	9
6	Judith Joseph-Jenkins		Trustee/Member	None	Yes	1	7/1/2018	12/30/2021	8
7	Christopher Lynch		Trustee/Member	None	Yes	2	7/1/2020	6/30/2023	9
8	Alison Richardson		Trustee/Member	None	Yes	1	7/1/2018	6/30/2024	5 or less
9	Will Robalino		Trustee/Member	None	Yes	1	7/1/2019	6/30/2022	5 or less

**1a. Are there more than 9 members of the Board of Trustees?**

Yes

**1b. Current Board Member Information**

	Trustee Name	Trustee Email Address	Position on the Board	Committee Affiliations	Voting Member Per By-Laws (Y/N)	Number of Terms Served	Start Date of Current Term (MM/DD/YYYY)	End Date of Current Term (MM/DD/YYYY)	Board Meetings Attended During 2020-2021
10	Amy Arthur Samuels		Trustee/Member	None	Yes	1	7/1/2018	12/30/2021	9
11	Warren Young		Trustee/Member	None	Yes	1	7/1/2018	6/30/2024	8
12	Theresa Hayes		Parent Rep	None	Yes	2	3/26/2020	6/30/2022	6
13	Kevin Miquelon		Trustee/Member	None	Yes	1	1/30/2020	6/30/2022	10
14					Yes				
15					Yes				

**1c. Are there more than 15 members of the Board of Trustees?**

No

## 2. INFORMATION ABOUT MEMBERS OF THE BOARD OF TRUSTEES

1. SUNY-AUTHORIZED charter schools provide response relative to VOTING Trustees only.
2. REGENTS, NYCDOE, and BUFFALO BOE-AUTHORIZED charter schools provide a response relative to all trustees.

a. Total Number of BOT Members on June 30, 2021	13
b.Total Number of Members Added During 2020-2021	0
c. Total Number of Members who Departed during 2020-2021	0
d.Total Number of members, as set in Bylaws, Resolution or Minutes	13

## 3. Number of Board meetings held during 2020-2021

10

## 4. Number of Board meetings scheduled for 2021-2022

6

Thank you.

## Entry 8 Board Meeting Minutes

**Incomplete** Hidden from applicant

### **Instructions - Required of Regents, NYCDOE, and Buffalo BOE Authorized Schools ONLY**

Schools must upload a complete set of monthly board meeting minutes (July 2020-June 2021), which should match the number of meetings held during the 2020-2021 school year, as indicated in the above table. The minutes provided must be the final version approved by the school's Board of Trustees and may be uploaded individually or as one single combined file. Board meeting minutes must be submitted by August 2, 2021.

## Entry 9 Enrollment & Retention

Completed Aug 2 2021

### Instructions for submitting Enrollment and Retention Efforts

**ALL charter schools must complete this section.** Describe the good faith efforts the charter school has made in 2020-2021 toward meeting targets to attract and retain the enrollment of Students with Disabilities (SWDs), English Language Learners (ELLs), and students who are economically disadvantaged. In addition, describe the school's plans for meeting or making progress toward meeting its enrollment and retention targets in 2021-2022.

## Entry 9 Enrollment and Retention of Special Populations

### Instructions for Reporting Enrollment and Retention Strategies

Describe the efforts the charter school has made in 2020-2021 toward meeting targets to attract and retain enrollment of students with disabilities, English language learners, and students who are economically disadvantaged. In addition, describe the school's plans for meeting or making progress toward meeting its enrollment and retention targets in 2021-2022.

### Recruitment/Attraction Efforts Toward Meeting Targets

	Describe Recruitment Efforts in 2020-2021	Describe Recruitment Plans in 2021-2022
	The schools partner with the Achievement First (AF) student recruitment team to carry out a comprehensive recruitment strategy consisting of direct outreach, Refer A Friend campaigns, information sessions, school-based open houses, presentations at local education agencies and community based	

<p>Economically Disadvantaged</p>	<p>organizations, neighborhood canvassing at nearby high density housing and building locations, participating in the NYC Charter Center application, geo targeted mailings, and both online and outdoor advertising. These techniques have been successful in generating applications and in sharing the opportunity to apply with low-income families. In 2009, all AF schools implemented an at-risk preference for low-income families, and as a result the vast majority of all entering families have qualified for free or reduced price lunch. As a result of extensive presentations to community organizations that serve low-income families, including Head Start and NYCHA daycare centers, the applicant pool of free and reduced price applicants has been large, and the preference has been effective at substantially matching the district percentages of low-income students for the incoming classes.</p>	<p>We plan to use the same 2020-2021 plans in the 2021-2022 school year.</p>
	<p>The AF student recruitment team is bilingual and has made extensive efforts to reach out to families who speak languages other than English. All outdoor signs are in both English and Spanish, as are all brochures and other marketing materials, including the AF website page for student enrollment. In 2019-20, for instance, direct, bilingual recruiting materials reached more than 30,000 families</p>	

## English Language Learners

throughout Brooklyn. Additionally, Spanish speaking members of the recruitment team have presented in Spanish at Head Start daycares and community organizations (e.g., The Coalition for Hispanic Family Services and Bushwick United), and multiple members of the parent led “street teams” that recruited directly in the community were Spanish speakers. While these techniques may change year to year, these are representative of recent recruitment methods. The lottery also uses a weighted preference for English Language Learners (ELLs), which the schools doubled for the 2016-17 school year in an effort to both admit and enroll more ELLs.

The last two recruitment seasons included community outreach, canvassing, and event tabling to engage with potential families as well as a wide variety of tactics including, but not limited to:

- Distributed thousands of brochures and other materials in bilingual format (English/Spanish).
- Attended the Include NYC fair on January 25, 2020 which had hundreds of families, including families of ELLs and other at-risk students, in attendance. As with other events, a bilingual community outreach associate was present.
- Over the course of a given lottery cycle, AF drops off and mails Spanish applications to numerous local daycare centers (e.g., approximately 400

We plan to use the same 2020-2021 plans in the 2021-2022 school year.



community organizations/daycare centers across many sections of Brooklyn). In February 2019, March 2019, and April 2019, for instance, AF tabled several times at New Life Early Development Head Start in Bushwick, and the majority of families in attendance primarily spoke languages other than English.

- AF provides translators at orientation and community engagement events at AF schools.
- For our non-fluent spanish speaking recruitment team members, we also utilized google-translate when we encountered spanish-only speaking families.
- The refer-a-friend program is shared with families in English and Spanish in the hope of generating word of mouth interest.
- Schools hang recruitment banners outside their facilities in English and Spanish.
- For families that were never selected off of waitlists in previous years and had indicated they were not English speaking families, AF reaches out in subsequent years with native language speakers (i.e., Spanish-speaking) in order to inform the families about the ability to re-apply to AF schools.

Efforts to recruit students with disabilities have focused primarily on making clear in promotional materials and

## Students with Disabilities

presentations that AF is highly effective for students with disabilities, and that we offer services in accordance with Individualized Education Programs (IEPs). In addition, the recruitment team reaches out annually to day care centers that are identified by the NYC Department of Education as serving students with disabilities and participated in an IncludeNYC fair that focuses on providing resources to families with students with disabilities. The AF student recruitment team has partnered with the network special services team to ensure that marketing materials capture the range of services available. AF has reached out specifically to community members who previously agreed to partner with the community outreach team to conduct a family focus group on how AF schools could best meet their needs. During this focus group, the mother of a student with a disability said that her greatest struggle was finding a public school option that held the highest academic standards for her child despite his disability. The school is just such an option, committed to getting every scholar who walks through our doors to and through college. We believe that sending this message to families with students who have special needs will be a powerful recruiting technique, and will help us meet the enrollment target for this population. The lottery also uses a weighted preference for

We plan to use the same 2020-2021 plans in the 2021-2022 school year.

students with disabilities.

## Retention Efforts Toward Meeting Targets

	Describe Retention Efforts in 2020-2021	Describe Retention Plans in 2021-2022
Economically Disadvantaged	<p>Retention of students at AF schools is a network-wide priority. The AF report card sets an accountability measure of 5% choice attrition for each school. While reliable mobility statistics for New York City are difficult to ascertain, we believe that a mobility rate of 5% is significantly below the average annual turnover of students in urban schools. We believe that retention of students within at-risk populations depends primarily on the academic progress these students are making. As such, the most important retention efforts for at-risk populations will be great instruction, and regular review of data that ensures that students in these populations are receiving the supports and services they need in order to be successful. Data—including academic performance, attendance, and behavior data—are disaggregated and shared with the school leadership team, so that early warning signs can be identified and appropriate interventions identified. AF school leaders and regional superintendents regularly share student retention strategies.</p> <p>An example of a best practice</p>	<p>We plan to use the same 2020-2021 plans in the 2021-2022 school year.</p>

that AF schools utilize is early identification and intervention with families considering leaving. This approach uses historical data on attrition to identify risk factors that predict future attrition. AF schools use this information to develop specific family engagement and support strategies for scholars who are at risk of leaving. Experience across the network has shown that strong relationships and thoughtful discussions with families are often what make the difference when having a difficult discussion with family members. AF regional superintendents specifically coach principals on how to have effective conversations with families regarding topics such as retention in grade. Tailored family specific strategies will be developed to ensure that we do everything possible to keep these students with us.

Retention of students at AF schools is a network-wide priority. The AF report card sets an accountability measure of 5% choice attrition for each school. While reliable mobility statistics for New York City are difficult to ascertain, we believe that a mobility rate of 5% is significantly below the average annual turnover of urban students. We believe that retention of students within at-risk populations depends primarily on the academic progress these students are

English Language Learners

making. As such, the most important retention efforts for at-risk populations will be great instruction, and regular review of data that ensures that students in these populations are receiving the supports and services they need in order to be successful. Data—including academic performance, attendance, and behavior data—are disaggregated and shared with the school leadership team, so that early warning signs can be identified and appropriate interventions identified. AF school leaders and regional superintendents regularly share student retention strategies.

We believe that the factors above also apply to ELLs. Because parents of ELLs often do not speak English fluently themselves, the nuanced conversations about academic performance can be more difficult. The English as a Second Language (ESL) teacher or intervention coordinator (depending on the number of ELL students enrolled) will be primarily responsible for proactively developing relationships and trust with families of ELLs as soon as the student is identified as limited English proficient, regardless of academic performance. We believe that these proactive relationship building practices will establish the trust necessary to identify families early who are at risk for leaving, and to intervene effectively to persuade

We plan to use the same 2020-2021 plans in the 2021-2022 school year.

them to stay with us. AF also translates and uses translators as necessary for school policies, student-specific information and communications with families.

Retention of students at AF schools is a network wide priority. The AF report card sets an accountability measure of 5% choice attrition for each school. While reliable mobility statistics for New York City are difficult to ascertain, we believe that a mobility rate of 5% is significantly below the average annual turnover of urban students. We believe that retention of students within at-risk populations depends primarily on the academic progress these students are making. As such, the most important retention efforts for at-risk populations will be great instruction, and regular review of data that ensures that students in these populations are receiving the supports and services they need in order to be successful. Data—including academic performance, attendance, and behavior data—are disaggregated and shared with the school leadership team, so that early warning signs can be identified and appropriate interventions identified. AF school leaders and regional superintendents regularly share student retention strategies.

We believe that strong Tier 2 and Tier 3 interventions, complemented by strong family

## Students with Disabilities

relationships, are the most effective approaches to prevent the attrition of students with disabilities. In addition to the attrition risk factors described above, we believe there are at least two additional factors for families of students with disabilities. First, families of students with disabilities are more likely to leave if they believe that we hold lower expectations for their children than for their regular education peers. Second, these families are at risk for leaving if they do not understand the services being provided for their children, or if they perceive that more extensive services might be available at another school. As described above, our communication with families about the high expectations we hold for every child, and the differentiated supports we provide to make sure each child meets these expectations, will begin with our student recruitment process. These messages will be reinforced in family chats (which are requested of all incoming families), family conferences, and all other communication with families of students with disabilities. Additionally, the network support data team and regional director of special services will provide disaggregated academic and behavioral data for students with disabilities directly to the principals on a monthly basis, to flag any student for whom

We plan to use the same 2020-2021 plans in the 2021-2022 school year.

additional support is needed. Our experience has been that when students with disabilities make strong academic progress, their families' bond with the school strengthens and they are more likely to stay with us.

## **Entry 10 - Teacher and Administrator Attrition**

**Completed** Aug 2 2021

### **Form for "Entry 10 - Teacher and Administrator Attrition" Revised to Employee Fingerprint Requirements Attestation**



## **A. TEACH System - Employee Clearance**

Charter schools must ensure that all prospective employees<sup>[1]</sup> receive clearance through [the NYSED Office of School Personnel Review and Accountability](#) (OSPRA) prior to employment. **This includes paraprofessionals and other school personnel that are provided or assigned by the district of location, or related/contracted service providers.** After an employee has been cleared, schools are required to maintain proof of such clearance in the file of each employee. For the safety of all students, charter schools must take immediate steps to terminate the employment of individuals who have been denied clearance. Once the employees have been terminated, the school must terminate the request for clearance in the TEACH system.

In the Annual Report, charter schools are asked to confirm that all employees have been cleared through the NYSED TEACH system; and, if denied clearance, confirm that the individual or employee has been removed from the TEACH system, and is not employed by the school.

<sup>[1]</sup> Employees that must be cleared include, but are not limited to, teachers, administrative staff, janitors, security personnel and cafeteria workers, and other staff who are present when children are in the school building. **This includes paraprofessionals and other school personnel that are provided or assigned by the district of location, as well as related/contracted service providers.** See NYSED memorandum dated October 1, 2019 at <http://www.p12.nysed.gov/psc/aboutcharterschools/lawsandregs/EmployeeFingerprintOct19.pdf> or visit the NYSED website at: <http://www.highered.nysed.gov/tsei/ospra/fingerprintingcharts.html> for more information regarding who must be fingerprinted. Also see, 8 NYCRR §87.2.

---

## **B. Emergency Conditional Clearances**

Charter schools are **strongly discouraged** from using the emergency conditional clearance provisions for prospective employees. This is because the school must simultaneously request clearance through NYSED TEACH, and the school's emergency conditional clearance of the employee terminates automatically once the school receives notification from NYSED regarding the clearance request. Status notification is provided for all prospective employees through the NYSED TEACH portal within 48 hours after the clearance request is submitted. Therefore, at most, a school's emergency conditional clearance will be valid for only 48 hours after approval by the board.

Schools are not permitted to renew or in any way re-establish a prospective employee's emergency conditional clearance after status notification is sent by NYSED through the TEACH portal.

Schools are asked to attest that they have reviewed and understand these requirements. More information can be found in the memo at

<http://www.p12.nysed.gov/psc/aboutcharterschools/lawsandregs/EmployeeFingerprintOct19.pdf>.

---

### **Attestation**

#### **Responses Selected:**

I hereby attest that the school has reviewed, understands, and will comply with these requirements.

## **Entry 11 Percent of Uncertified Teachers**

**Incomplete** Hidden from applicant

### **Instructions**

#### **Required of Regents, NYCDOE, and Buffalo BOE Authorized Charter Schools ONLY**

The table below reflects the information collected through the online portal for compliance with New York State Education Law 2854(3)(a-1) for teaching staff qualifications. Uncertified teachers are those not certified pursuant to the State Certification Requirements established by the NYSED Commissioner of Education.

Enter the relevant full-time equivalent (FTE) count of teachers in each column. For example, a school with 20 full-time teachers and 5 half-time teachers would have an FTE count of 22.5.

## **Entry 11 Uncertified Teachers**

**School Name:**

# Instructions for Reporting Percent of Uncertified Teachers

## Required of Regents, NYCDOE, and Buffalo BOE Authorized Charter Schools

The table below reflects the information collected through the online portal for compliance with New York State Education Law 2854(3)(a-1) for teaching staff qualifications. Uncertified teachers are those not certified pursuant to the State Certification Requirements established by the NYSED Commissioner of Education. Enter the relevant full-time equivalent (FTE) count of teachers in each column. For example, a school with 20 full-time teachers and 5 half-time teachers would have an FTE count of 22.5.

If more than one line applies to a teacher, please include in only one FTE uncertified category. Please do not include paraprofessionals, such as teacher aides.

### CATEGORY A. 30% OR 5 UNCERTIFIED TEACHERS WHICHEVER IS LESS

	FTE Count
i. FTE count of uncertified teacher with at least three years of elementary, middle or secondary classroom teaching experience (as of June 30, 2021)	
ii. FTE count of uncertified teachers who are tenured or tenure track college faculty (as of June 30, 2021)	
iii. FTE count of uncertified teachers with two years of Teach for America experience (as of June 30, 2021)	
iv. FTE count of uncertified teachers with exceptional business, professional, artistic, athletic, or military experience (as June 30, 2021)	
Total Category A: 5 or 30% whichever is less	0

**CATEGORY B. PLUS FIVE UNCERTIFIED TEACHERS IN MATHEMATICS, SCIENCE, COMPUTER SCIENCE, TECHNOLOGY OR CAREER AND TECHNICAL EDUCATION.**

	FTE Count
i. FTE count of uncertified teacher with at least three years of elementary, middle or secondary classroom teaching experience (as of June 30, 2021)	
ii. FTE count of uncertified teachers who are tenured or tenure track college faculty (as of June 30, 2021)	
iii. FTE count of uncertified teachers with two years of Teach for America experience (as of June 30, 2021)	
iv. FTE count of uncertified teachers with exceptional business, professional, artistic, athletic, or military experience (as June 30, 2021)	
Total Category B: not to exceed 5	0

**CATEGORY C: PLUS 5 ADDITIONAL UNCERTIFIED TEACHERS**

	FTE Count
i. FTE count of uncertified teacher with at least three years of elementary, middle or secondary classroom teaching experience (as of June 30, 2021)	
ii. FTE count of uncertified teachers who are tenured or tenure track college faculty (as of June 30, 2021)	
iii. FTE count of uncertified teachers with two years of Teach for America experience (as of June 30, 2021)	
iv. FTE count of uncertified teachers with exceptional business, professional, artistic, athletic, or military experience (as June 30, 2021)	
Total Category C: not to exceed 5	0

**CATEGORY D: TOTAL FTE COUNT OF UNCATEGORIZED, UNCERTIFIED TEACHERS**

(Include teachers who do not fit in one of these categories or if did fit would exceed the numerical limits for that category)

	FTE Count
Total Category D	

**CATEGORY E: TOTAL FTE COUNT OF CERTIFIED TEACHERS**

	FTE Count
Total Category E	

## CATEGORY F: TOTAL FTE COUNT OF ALL TEACHERS

Please do not include paraprofessionals, such as teacher aides.

	FTE Count
Total Category F	



Thank you.

## Entry 12 Organization Chart

**Incomplete** Hidden from applicant

### [Instructions](#)

#### **Required of Regents, NYCDOE, and Buffalo BOE Authorized Charter Schools ONLY**

Upload the 2020-2021 **Organization Chart**. The organization chart should include position titles and reporting relationships. Employee names should not appear on the chart

## Entry 13 School Calendar

**Completed** Sep 15 2021

### [Instructions for submitting School Calendar](#)

#### **Required of ALL Charter Schools**

Given these uncertain and changing times, charter schools may or may not have a school calendar ready to upload by the submission deadline this year of August 2, 2021. If the charter school has a tentative calendar based on available information and guidance at the time, please submit with the August 2<sup>nd</sup> submission. Charter schools will be able to upload an updated school calendar into the portal at any time but no later than **September 15, 2021**.

School calendars must meet the [minimum instructional requirements](#) as required of other public schools *"... unless the school's charter requires more instructional time than is required under the regulations."*

Board of Regents-authorized charter schools are required to submit school calendars that clearly indicate the start and end date of the instructional year AND the number of instructional hours and/or instructional days for each month.

**PLEASE NOTE: This is a required task, and it is marked optional for administrative purposes only.**

### [AF NY ES-MS Calendar](#)

**Filename:** AF NY ES MS Calendar Z8iohdG.pdf **Size:** 71.3 kB

# Entry 14 Links to Critical Documents on School Website

Completed Aug 2 2021

## Instructions

### **Required of Regents, NYCDOE, and Buffalo BOE Authorized Charter Schools ONLY**

By law, each charter school is required to maintain certain notices and policies listed on its website. Please insert the link from the school's website for each of the items:

1. Most recently filed Annual Report (i.e., 2019-2020 Annual Report);
2. Most recent board meeting notice, documents to be discussed at the meeting (if any), and webcast of Board meetings (if held virtually per Governor's Executive Order);
3. Link to New York State School Report Card;
4. Lottery Notice announcing date of lottery;
5. Authorizer-approved DASA Policy;
6. District-wide safety plan and Authorizer-approved Discipline Policy (as per August 29, 2019 [Emergency Response Plan Memo](#));
7. Authorizer-approved FOIL Policy; and
8. Subject matter list of FOIL records.
9. Link to School Reopening Plan

## Form for Entry 14 Links to Critical Documents on School Website

School Name: **AF Endeavor Charter School**

---

**Required of ALL Charter Schools noting that SUNY-authorized charter schools are not required to submit item 5: Authorizer-approved DASA policy**

**By law, each charter school is required to maintain certain notices and policies listed on its website. Please insert the link from the school’s website for each of the items:**

	Link to Documents
1. Most Recent Annual Report (i.e., 2019-20)	<a href="https://www.achievementfirst.org/wp-content/uploads/2020/12/AnnualReport_20-sm.pdf">https://www.achievementfirst.org/wp-content/uploads/2020/12/AnnualReport_20-sm.pdf</a>
2. Most recent board meeting notice, documents to be discussed at the meeting (if any)	<a href="https://www.achievementfirst.org/wp-content/uploads/2021/07/2021-08-02_Joint-Board-Meeting_Agenda.pdf">https://www.achievementfirst.org/wp-content/uploads/2021/07/2021-08-02_Joint-Board-Meeting_Agenda.pdf</a>
2a. Webcast of Board Meetings (per Governor's Executive Order)	<a href="https://www.achievementfirst.org/about-us/our-board-members/">https://www.achievementfirst.org/about-us/our-board-members/</a>
3. Link to NYS School Report Card	<a href="https://data.nysed.gov/essa.php?instid=800000059324&amp;year=2020&amp;createreport=1&amp;allchecked=1&amp;OverallStatus=1&amp;section_1003=1&amp;EMStatus=1&amp;HSgradrate=1&amp;naep=1&amp;expend=1&amp;staffqual=4&amp;gradrate=1&amp;feddata=1">https://data.nysed.gov/essa.php?instid=800000059324&amp;year=2020&amp;createreport=1&amp;allchecked=1&amp;OverallStatus=1&amp;section_1003=1&amp;EMStatus=1&amp;HSgradrate=1&amp;naep=1&amp;expend=1&amp;staffqual=4&amp;gradrate=1&amp;feddata=1</a>
4. Lottery Notice announcing date of lottery	<a href="https://www.achievementfirst.org/enroll/new-york-student-enrollment/">https://www.achievementfirst.org/enroll/new-york-student-enrollment/</a>
5. Authorizer-approved DASA Policy (For Regents, NYCDOE, and Buffalo BOE Authorized Charter Schools ONLY);	
6. District-wide Safety Plan	<a href="https://www.achievementfirst.org/wp-content/uploads/2019/03/AF-NY_District-wide-School-Safety-Plan.pdf">https://www.achievementfirst.org/wp-content/uploads/2019/03/AF-NY_District-wide-School-Safety-Plan.pdf</a>
6a. Authorizer-Approved Discipline Policy (as per August 29, 2019 Emergency Response Plan Memo)	<a href="https://www.achievementfirst.org/wp-content/uploads/2018/09/Code-of-Conduct-2020-21.pdf">https://www.achievementfirst.org/wp-content/uploads/2018/09/Code-of-Conduct-2020-21.pdf</a>
7. Authorizer-Approved FOIL Policy	<a href="https://www.achievementfirst.org/wp-content/uploads/2018/03/FOIA-FOIL-Policy.pdf">https://www.achievementfirst.org/wp-content/uploads/2018/03/FOIA-FOIL-Policy.pdf</a>
8. Subject matter list of FOIL records	<a href="https://www.achievementfirst.org/wp-content/uploads/2018/09/D2c12_FOIL_AF-Brooklyn-1.pdf">https://www.achievementfirst.org/wp-content/uploads/2018/09/D2c12_FOIL_AF-Brooklyn-1.pdf</a>



Thank you.



## Entry 15 Staff Roster

**Incomplete** Hidden from applicant

### INSTRUCTIONS

#### **Required of Regents-Authorized Charter Schools ONLY**

Please click on [the MS Excel Staff Roster Template](#) and provide the following information for ANY and ALL instructional and non-instructional employees.

- Full name for any and all employees
- TEACH IDs for any and all employees
- Using the drop down menu, select a role/position (or the best fit) for each employee in the charter school. (Please provide additional information to the Notes Section of the Staff Roster Template as necessary)
- Date of hire and employment start dates
- Number of years each employee has had in their respective professions
- Number of years each employee has had in their current role in the charter school
- Using the drop down menu, select the correct explanation as to why a teacher is teaching outside of their certification area.



**AF Brooklyn – K-8 Charters**

**2020-21 ACCOUNTABILITY PLAN  
PROGRESS REPORT**

Submitted to the SUNY Charter Schools Institute on:

October 11, 2021

By **Winston Lin**

Charter	Complete Address	Phone
Apollo	350 Linwood Street, Brooklyn, NY 11208	347-471-2620
Aspire	982 Hegeman Avenue, Brooklyn, NY 11208	347-471-2055
Bushwick	125 Covert Street, Brooklyn, NY 11207	347-471-2550
Endeavor	510 Waverly Avenue, Brooklyn, NY 11238	718-622-5994
Linden	800 Van Siclen Avenue, Brooklyn, NY 11207	347-471-2700
NB Prep	200 Woodbine Street, Brooklyn, NY 11221	347-471-2690
Voyager	601 Parkside Avenue, Brooklyn, NY 11226	347-471-2640

## 2020-21 ACCOUNTABILITY PLAN PROGRESS REPORT

Winston Lin, Data & Policy Analyst prepared this 2020-21 Accountability Progress Report on behalf of the school's board of trustees:

Trustee's Name	Board Position
Dr. Deborah Shanley	Board Chair
Jonathan Atkeson	Treasurer
Justin Cohen	Trustee
Romy Coquillette	Vice Chair
Andy Hubbard	Secretary
Judith Joseph-Jenkins	Trustee
Christopher Lynch	Trustee
Alison Richardson	Trustee
Will Robalino	Trustee
Amy Arthur Samuels	Trustee
Warren Young	Trustee
Theresa Hayes	Parent
Kevin Miquelon	Trustee
Tamika Bradley	Parent
Rhonda Barros	Trustee
Desiree Dalton	Parent

### School Leaders

<u>Charter</u>	<u>Principal</u>
Apollo	Noah Hellman has served as the elementary school principal since 2018.
Apollo	Jesse Ugglá has served as the middle school principal since 2019.
Aspire	Jordan Hardy has served as the elementary school principal since 2020
Aspire	Zachary Segall has served as the middle school principal since 2017.
Bushwick	Courtney Saretzky has served as the elementary school principal since 2017.
Bushwick	Bobby Bridges has served as the middle school principal since 2018.
Endeavor	Colleen Young has served as the elementary school principal since 2020.
Endeavor	Shannon Williams-Paden has served as the middle school principal since 2020
Legacy	Jessica Eddy has served as the elementary school principal since 2021
Linden	Ashley Baez has served as the elementary school principal since 2019.
Linden	Rochelle Murray has served as the middle school principal since 2018.
North Brooklyn	Alicia Harper has served as the elementary school principal since 2021
North Brooklyn	Kate Carroll has served as the middle school principal since 2019.
Voyager	Tamla Frater has served as the middle school principal since 2020

## SCHOOL OVERVIEW

The mission of Achievement First schools is to provide all our students with the academic and life skills they need to excel in top colleges, succeed in a competitive world, and serve as the next generation of leaders in their communities. We accomplish this by ensuring that every student attending the school receives a college preparatory education and is frequently assessed to ensure that he or she is making yearly progress towards academic goals.

The first Achievement First Schools to open in New York were Crown Heights and East New York in 2005, followed by Endeavor (2006), Bushwick (2006), Brownsville (2008), Apollo (2010), Aspire (2013), North Brooklyn Prep (2014), Linden (2014), and Voyager (2016).

Core elements of the Achievement First model that support our ambitious goal of closing the achievement gap by preparing our students for success include

- Unwavering focus on breakthrough student achievement and student experience – Great Teaching Fueling an Exceptional Student Experience
- Aggressive recruitment and retention of talent and diversity
- Consistent, proven, standards-based curriculum and strong intellectual preparation for lesson delivery
- Disciplined, high-expectations achievement-oriented school culture
- Interim assessments and strategic use of data to drive instruction
- Principals with the power to lead as well as high-quality, focused training for leaders
- Parents as partners

AF Charter Schools remain committed to the strong curriculum developed by AF's Teaching and Learning Team and exploring ways to deliver it across multiple modes of instruction required by the COVID-19 school closures.

Although we'd intended to move to a hybrid operating model in November of 2020, all of our schools remained fully remote for the entire 2020-21 school year. Achievement First invested quickly and heavily in technology and teaching methods to support scholars and families in this unprecedented circumstance.

A note on Greenfield and Classic references: Throughout this report you will see some references to "Greenfield" or GF schools as compared to "Classic". Greenfield refers to a recently developed curriculum and instructional model, the components of which are organically incorporated as they are proven effective.

## ENROLLMENT SUMMARY

School Enrollment by School Year and Grade

Charter	End Year	KG	1	2	3	4	5	6	7	8	9	10	11	12	Total
Apollo	2017	93	92	95	96	96	99	94	92						757
Apollo	2018	93	97	93	93	92	106	101	92	77					844
Apollo	2019	90	97	96	93	93	89	97	95	88					838
Apollo	2020	89	93	98	94	87	97	97	98	86					839
Apollo	2021	88	91	100	104	95	104	102	87	95					866
Aspire	2017	83	91	91	95	77									437
Aspire	2018	93	92	91	91	91	100								558
Aspire	2019	89	91	96	85	88	104	85							638
Aspire	2020	82	94	91	97	94	107	108	96						769
Aspire	2021	66	90	94	93	95	103	113	110	88					852
Bushwick	2017	89	94	95	101	97	100	95	97	90					858
Bushwick	2018	94	96	101	106	103	95	102	96	94					887
Bushwick	2019	92	100	105	104	110	111	99	98	95					914
Bushwick	2020	96	94	108	112	108	110	112	96	97					933
Bushwick	2021	87	96	98	112	111	110	108	110	98					930
Endeavor	2017	92	93	95	98	90	91	95	91	84					829
Endeavor	2018	92	89	93	92	94	90	95	90	80					815
Endeavor	2019	65	94	94	90	88	93	99	83	97					803
Endeavor	2020	88	66	90	92	96	95	99	98	98					822
Endeavor	2021	66	109	96	93	96	98	97	101	99					855
Linden	2017	87	64	95	89										335
Linden	2018	90	95	88	100	87									460
Linden	2019	91	100	95	91	93	94								564
Linden	2020	88	97	98	91	95	97	83							649
Linden	2021	70	90	100	104	99	91	93	77						724
NB Prep	2017	60	63	93	88										304
NB Prep	2018	88	86	65	87	92									418
NB Prep	2019	90	98	93	66	86	98								531
NB Prep	2020	95	97	95	93	63	97	96							636
NB Prep	2021	91	96	100	97	97	99	95	97						772
Voyager	2017						66								66
Voyager	2018						97	87							184
Voyager	2019	47					59	63	69						238
Voyager	2020	27	46				44	65	56	62					300
Voyager	2021						25	63	66	57					211

## GOAL 1: ENGLISH LANGUAGE ARTS

### ELEMENTARY AND MIDDLE ENGLISH LANGUAGE ARTS

#### Goal 1: English Language Arts

All students will be proficient readers and writers of the English language.

#### BACKGROUND

We are deeply rooted in our commitment to ensuring that scholars find true joy in reading and writing, and that they leave our program with a deep appreciation for great books, new information, and diverse perspectives. Reading is both a means to college and career readiness as well as a worthy endeavor. Writing is a means not only to express oneself clearly and concisely, but an opportunity to ignite a passion for self-discovery and creative expression.

The opportunity gap is both fueled and reinforced by a knowledge and vocabulary gap. We believe that building deep knowledge across a range of essential topics will ensure that students are stronger readers and can access complex, content-rich text. We select texts and writing assignments are selected intentionally to reinforce both *world* and *word* knowledge and to align with our history, science, music and art programs when appropriate.

We do not build knowledge for the sake of building knowledge. Our program aims to ensure that all students are curious citizens, intent on expanding their own knowledge of the world through asking questions, reading, writing and discussion. We aim to spark students' inquisitiveness and develop a sense of joy for building their knowledge. Students will seek new understandings and question their previous assumptions on a variety of topics, including those central to the human experience and current world landscape.

Our students must be voracious and critical readers of varied, complex literature and information text. All students will closely read rich text from diverse genres and perspectives to develop both their analytical skill and critical thinking. Texts are selected for their complexity and for their worthiness, ensuring students engage with revolutionary ideas, well-crafted arguments, and great literature. Our program is designed to help students make coherent, thoughtful arguments using sound and sufficient evidence, so that all students can speak and write in a manner that is insightful, persuasive, and critical.

#### COVID Context

AF Brooklyn schools rose to the occasion of Covid to address student safety, student learning, and student experience in what ended up being a 100% remote school year. From the middle to the end of the year school and network leaders worked to compile a comprehensive multi-year Covid Response Plan that is integrated with our five-year Strategic Plan.



## 2020-21 ACCOUNTABILITY PLAN PROGRESS REPORT

Goal 1: Each year, 75% of 5th through 8th grade students enrolled in at least their second year at the school will meet or exceed the scale score proficiency equivalent according to the most recent linking study comparing STAR to New York State standards.

Middle School Specific Context												
Greenfield NY Schools	Aspire MS Linden MS	<p>Additional data points and measures of student growth and achievement at Aspire and Linden for the 20-21 school year were: Paceline Proficiencies and Growth and Interim Assessment Proficiencies and Growth. Pacelines included data on Close Reading and Writing separately.</p> <table style="width: 100%; border-collapse: collapse;"> <thead> <tr> <th style="text-align: left; border-bottom: 1px solid black;"><u>Close Reading</u></th> <th style="text-align: left; border-bottom: 1px solid black;"><u>Writing</u></th> </tr> </thead> <tbody> <tr> <td>5<sup>th</sup>: 43% Proficient</td> <td>14% Proficient</td> </tr> <tr> <td>6<sup>th</sup>: 31% Proficient</td> <td>10% Proficient</td> </tr> <tr> <td>7<sup>th</sup>: 49% Proficient</td> <td>17% Proficient</td> </tr> <tr> <td>8<sup>th</sup>: 76% Proficient</td> <td>49% Proficient</td> </tr> </tbody> </table> <p>These numbers do not account for the student agency and accountability built through our paceline strategy. Students set goals to improve their pacelines, and there were often incremental changes in growth that could not be reflected by sheer proficiency.</p> <p>Aspire and Linden also scored comparatively to the rest of the network on the End of Year assessment. Aspire's Black scholars outperforming the rest of their peers. Both schools showed growth on par or slightly above the rest of the network (per grade level). As for a year-over-year comparison, schools also fared well given their restraints and the conditions of the 20-21 school year.</p> <p>5<sup>th</sup>: single digit difference (-7.7%)                      7<sup>th</sup>: only slightly higher (17.6%)                      8<sup>th</sup>: setting the bar high as our first 8<sup>th</sup> grade class (56% proficient)</p> <p>Additional data points that are not rolled up into these numbers are: daily exit tickets and checks for understanding, goal setting conversations where students gained confidence and understanding of their growth, developmental writing growth seen in conferences.</p>	<u>Close Reading</u>	<u>Writing</u>	5 <sup>th</sup> : 43% Proficient	14% Proficient	6 <sup>th</sup> : 31% Proficient	10% Proficient	7 <sup>th</sup> : 49% Proficient	17% Proficient	8 <sup>th</sup> : 76% Proficient	49% Proficient
<u>Close Reading</u>	<u>Writing</u>											
5 <sup>th</sup> : 43% Proficient	14% Proficient											
6 <sup>th</sup> : 31% Proficient	10% Proficient											
7 <sup>th</sup> : 49% Proficient	17% Proficient											
8 <sup>th</sup> : 76% Proficient	49% Proficient											
Classic NY Schools	Apollo MS Brownsville MS	<p>In the 20-21 SY, the Classic Middle School program initiated a multi-year strategy to revise and align our</p>										

## 2020-21 ACCOUNTABILITY PLAN PROGRESS REPORT

Bushwick MS Bushwick Empower MS Crown Heights MS East New York MS Endeavor MS North Brooklyn Prep MS Voyager MS	<p>program to our beliefs about Great Teaching and our belief that our scholars deserve a culturally responsive curriculum and program. To read more about how these beliefs have informed our text selection and curriculum revisions, please see <a href="#">here</a>. To see our high-level scope and sequence, please see <a href="#">here</a>. Our new design ensures that each unit has a reading section that focuses on a core text or anthology of texts and an aligned writing unit. Writing units cover a variety of genres and purposes, with an emphasis on literary analysis, argumentative writing, and creative/narrative writing.</p> <p>We also believe in the power of assessment (formative, summative, and predictive) to help make instructional decisions. Therefore, we have a robust assessment program that is aligned to the curriculum, the CCSS, the standards of the discipline, and the NYSE. This assessment model includes:</p> <ul style="list-style-type: none"> <li>-Daily formative assessments (e.g., exit tickets)</li> <li>-Mid-unit quizzes and end-of-unit summative assessments</li> <li>-a NYSE mock assessment</li> <li>-an EOY summative assessment (that also serves as formative assessment for the following SY)</li> </ul>
---	--

### METHOD

During 2020-21, the school(s) primarily used the following exam to assess student growth and achievement in ELA: STAR; AF Brooklyn evaluated STAR results using the NYST aligned cut scores and also the grade level equivalent and 2017 STAR Reading benchmark.

### RESULTS AND EVALUATION

Percent proficient (NYST aligned) in STAR Reading by school for students that have been at AF for at least 1 year				
School name	# Proficient	Test Takers	% Proficient	>=75%
AF Apollo MS	282	816	35%	FALSE
AF Aspire MS	244	634	38%	FALSE
AF Bushwick MS	210	690	30%	FALSE
AF Endeavor MS	260	712	37%	FALSE
AF Linden MS	130	458	28%	FALSE
AF North Brooklyn Prep MS	168	466	36%	FALSE



## 2020-21 ACCOUNTABILITY PLAN PROGRESS REPORT

AF Voyager MS	114	468	24%	FALSE
---------------	-----	-----	-----	-------

The following tables include grade level equivalent rates as well as the percentage of students meeting the 2017 STAR Reading Benchmark. Because of inconsistency in the number of students taking assessments at BOY, MOY, and EOY, the following is an average of all scores throughout the year.

<b>Percent proficient across all tests by school and grade for students at least at their second year at AF</b>				
<b>School name</b>	<b># of Test Takers</b>	<b>Percent that met their grade level equivalent</b>	<b>Percent that met 2017 Star Reading Benchmark</b>	<b>Percent that met NYTSYP level 3 cut score cutoff</b>
AF Apollo MS	1827	29.2%	32.0%	30.5%
AF Aspire MS	1311	33.0%	37.5%	37.1%
AF Brownsville MS	1757	26.9%	31.3%	30.3%
AF Bushwick Empower MS	136	0.0%	0.7%	0.0%
AF Bushwick MS	1392	26.9%	31.3%	29.2%
AF Crown Heights MS	1325	30.2%	34.0%	33.5%
AF East New York MS	928	35.7%	40.0%	39.0%
AF Endeavor MS	1468	29.0%	31.8%	30.4%
AF Linden MS	947	26.8%	29.8%	25.3%

## 2020-21 ACCOUNTABILITY PLAN PROGRESS REPORT

AF North Brooklyn Prep MS	936	30.2%	33.1%	29.9%
AF Voyager MS	873	19.5%	23.5%	22.9%

In 2020-21, none of the schools or grades approached the target of 75% on the NYSTP aligned cut scores. Note that AF Empower is a restrictive setting that is comprised 100% of students with disabilities.

<b>Percent proficient across all tests by school and grade for students at least at their second year at AF</b>					
School name	Grade level	# of Test Takers	Percent that met their grade level equivalent	Percent that met 2017 Star Reading Benchmark	Percent that met NYSTP level 3 cut score cutoff
AF Apollo MS	5th	607	30.6%	31.8%	23.9%
AF Apollo MS	6th	399	26.3%	27.3%	30.3%
AF Apollo MS	7th	386	32.9%	37.6%	32.9%
AF Apollo MS	8th	435	26.7%	31.5%	37.7%
AF Aspire MS	5th	366	35.8%	37.4%	29.0%
AF Aspire MS	6th	334	29.6%	32.0%	37.1%
AF Aspire MS	7th	327	32.1%	40.1%	33.0%
AF Aspire MS	8th	284	34.2%	40.8%	52.5%
AF Brownsvill e MS	5th	382	34.6%	36.9%	25.7%

## 2020-21 ACCOUNTABILITY PLAN PROGRESS REPORT

AF Brownsvill e MS	6th	475	19.2%	22.7%	27.4%
AF Brownsvill e MS	7th	380	22.1%	30.0%	22.1%
AF Brownsvill e MS	8th	520	31.7%	36.0%	42.5%
AF Bushwick Empower MS	5th	40	0.0%	2.5%	0.0%
AF Bushwick Empower MS	6th	52	0.0%	0.0%	0.0%
AF Bushwick Empower MS	7th	44	0.0%	0.0%	0.0%
AF Bushwick MS	5th	345	28.4%	29.9%	18.8%
AF Bushwick MS	6th	365	26.6%	30.1%	35.9%
AF Bushwick MS	7th	321	27.7%	35.8%	27.7%
AF Bushwick MS	8th	361	24.9%	29.6%	33.5%
AF Crown Heights MS	5th	399	23.6%	24.8%	16.3%
AF Crown Heights MS	6th	327	27.8%	30.3%	38.8%

## 2020-21 ACCOUNTABILITY PLAN PROGRESS REPORT

AF Crown Heights MS	7th	292	43.2%	52.4%	43.2%
AF Crown Heights MS	8th	307	29.0%	32.6%	41.0%
AF East New York MS	5th	237	35.4%	36.3%	26.6%
AF East New York MS	6th	228	35.5%	36.4%	40.8%
AF East New York MS	7th	236	30.9%	39.4%	31.8%
AF East New York MS	8th	227	41.0%	48.0%	57.7%
AF Endeavor MS	5th	331	35.6%	35.3%	26.6%
AF Endeavor MS	6th	381	31.0%	34.6%	39.1%
AF Endeavor MS	7th	373	19.6%	24.7%	19.6%
AF Endeavor MS	8th	383	30.5%	32.9%	35.5%
AF Linden MS	5th	332	26.5%	28.3%	19.3%
AF Linden MS	6th	334	19.8%	20.7%	22.5%
AF Linden MS	7th	281	35.6%	42.3%	35.9%
AF North Brooklyn Prep MS	5th	257	30.0%	28.0%	18.7%

## 2020-21 ACCOUNTABILITY PLAN PROGRESS REPORT

AF North Brooklyn Prep MS	6th	333	30.6%	31.2%	38.7%
AF North Brooklyn Prep MS	7th	346	30.1%	38.7%	29.8%
AF Voyager MS	5th	51	25.5%	17.6%	13.7%
AF Voyager MS	6th	281	19.2%	21.4%	25.3%
AF Voyager MS	7th	288	19.8%	27.1%	19.8%
AF Voyager MS	8th	253	18.2%	22.9%	25.7%

None of the grades attained the target.

Middle School Specific Context		
Greenfield NY Schools	Aspire MS Linden MS	<p>To build upon the achievement our scholars and teachers attained under incredibly harsh conditions, Greenfield ELA has completely revamped our program. Fifth and sixth grades have an entirely new suite of novels, and we have added to the 7<sup>th</sup> and 8<sup>th</sup> grades to build a more robust experience. Teachers and staff were involved in these decisions, along with our recommendations and data points of the strength of culturally responsiveness of the program. You can see the novel choices and thinking that went into the planning in the <a href="#">ELA Curriculum Scope and Sequence</a>.</p> <p>We also knew that our strategy and alignment of assessments needed a reboot. As of the 21-22 school year, all Greenfield units will have a mid-unit and end of unit assessment, a seminar, a process-based writing prompt, and an on demand writing prompt. The mid to end of unit data will provide teachers and staff with standards level data based on the standards we have prioritized according the Student Achievement Partners (reference <a href="#">this</a>). This way, we can narrow the scope of what we are covering while embedding the instruction of the other standards. The seminar will</p>

		<p>address the oft forgotten speaking and listening standards that are so necessary for our students to have a holistic educational experience. And the writing prompts are to develop students’ skills in writing over time while also giving them the chance to demonstrate that growth in a test-like environment.</p> <p>As designers, we have also built conferences into units so that students and teachers get individual time to discuss progress, goals, and growth. It is our belief that students should be aware of and in control of their learning.</p>																					
<p>Classic NY Schools</p>	<p>Apollo MS                      Brownsville MS                      Bushwick MS                      Bushwick Empower MS                      Crown Heights MS                      East New York MS                      Endeavor MS                      North Brooklyn Prep MS                      Voyager MS</p>	<p>In our Classic middle schools, we used additional assessments beyond STAR. Scholars took unit exams and quizzes, a NYSE-aligned mock exam, and an EOY exam. All exams are CCSS-aligned. For high-level roll-ups of the data, see <a href="#">here</a> for the mock exam and <a href="#">here</a> for the EOY exam. Below is a summary of cut score proficiency at all NY classic schools on the mock exam (February 2021):</p> <table border="1" data-bbox="578 802 1252 1430"> <thead> <tr> <th>School</th> <th>Mock: % Proficient</th> </tr> </thead> <tbody> <tr> <td>AF Apollo</td> <td>49%</td> </tr> <tr> <td>AF Brownsville</td> <td>50%</td> </tr> <tr> <td>AF Bushwick</td> <td>60%</td> </tr> <tr> <td>AF Bushwick Emp.</td> <td>59%</td> </tr> <tr> <td>AF Crown Heights</td> <td>52%</td> </tr> <tr> <td>AF ENY MS</td> <td>66%</td> </tr> <tr> <td>AF Endeavor</td> <td>57%</td> </tr> <tr> <td>AF North Brooklyn Prep</td> <td>50%</td> </tr> <tr> <td>AF Voyager</td> <td>44%</td> </tr> </tbody> </table> <p>We also analyzed writing data aligned to the CCSS anchor standard <a href="#">CCSS.ELA-LITERACY.CCRA.W.1</a> (NOTE THAT THE ANCHOR STANDARD IS BEING USED FOR SIMPLICITY REASONS; EXAMS WERE ALIGNED TO GRADE-LEVEL STANDARDS).</p> <p>That data from our Mock exam is listed below. (Please note that we reviewed a statistically significant number of scholar responses that gave up 90% confidence (w/ 10% margin of error) that the mean of the sample would be representative of the larger group)</p> <table border="1" data-bbox="578 1787 1421 1837"> <tr> <td><b>20-21 ELA MOCK DATA (February 2021)</b></td> </tr> </table>	School	Mock: % Proficient	AF Apollo	49%	AF Brownsville	50%	AF Bushwick	60%	AF Bushwick Emp.	59%	AF Crown Heights	52%	AF ENY MS	66%	AF Endeavor	57%	AF North Brooklyn Prep	50%	AF Voyager	44%	<b>20-21 ELA MOCK DATA (February 2021)</b>
School	Mock: % Proficient																						
AF Apollo	49%																						
AF Brownsville	50%																						
AF Bushwick	60%																						
AF Bushwick Emp.	59%																						
AF Crown Heights	52%																						
AF ENY MS	66%																						
AF Endeavor	57%																						
AF North Brooklyn Prep	50%																						
AF Voyager	44%																						
<b>20-21 ELA MOCK DATA (February 2021)</b>																							

## 2020-21 ACCOUNTABILITY PLAN PROGRESS REPORT

School	% Proficient Claims	% Proficient Evidence	% Proficient Reasoning
AF Apollo	56%	53%	29%
AF Brownsville	88%	74%	44%
AF Bushwick	86%	61%	39%
AF Bushwick Emp.	50%	33%	0%
AF Crown Heights	85%	64%	39%
AF ENY MS	84%	72%	60%
AF Endeavor	84%	76%	41%
AF North Brooklyn Prep	72%	48%	24%
AF Voyager	80%	85%	40%

### ADDITIONAL CONTEXT AND EVIDENCE

Without the consistency of year over year state tests, absolute performance is difficult to put into context. Falling short of target in all schools by such significant margins is lesson enough that a year of remote learning under the harshest conditions for students and teachers has taken its toll. Reading scores in particular serve as a significant flag for Achievement First leaders that will be addressed in the Action Items section below.

Internal IA data suggests increases in the percentage of middle school students reading below grade level from 2019-20 to 2020-21 as would be expected during a year of complete remote learning. The same data suggests that the percentage of students below reading level also increases during the middle school years.

## 2020-21 ACCOUNTABILITY PLAN PROGRESS REPORT

**Goal 2: Each year, the school's median student growth percentile of all 5th through 8th grade students will be greater than 50.**

Middle School Specific Context		
Greenfield NY Schools	Aspire MS Linden MS	<p>Aspire and Linden also scored comparatively to the rest of the network on the End of Year assessment. Aspire's Black scholars outperforming the rest of their peers. Both schools showed growth on par or slightly above the rest of the network (per grade level). As for a year-over-year comparison, schools also fared well given their restraints and the conditions of the 20-21 school year.</p> <p>5<sup>th</sup>: single digit difference (-7.7%) 7<sup>th</sup>: only slightly higher (17.6%) 8<sup>th</sup>: setting the bar high as our first 8<sup>th</sup> grade class (56% proficient)</p> <p>Additional data points that are not rolled up into these numbers are: daily exit tickets and checks for understanding, goal setting conversations where students gained confidence and understanding of their growth, developmental writing growth seen in conferences.</p>
Classic NY Schools	Apollo MS Brownsville MS Bushwick MS Bushwick Empower MS Crown Heights MS East New York MS Endeavor MS North Brooklyn Prep MS Voyager MS	N/A



METHOD

During 2020-21, the school(s) primarily used the following exam to assess student growth and achievement in ELA: STAR in grades 5-8. The following tables evaluate the median student growth percentile for all students and disaggregated for special education students.

The grade level benchmark measures whether a student reads at or above his or her current grade level. 2017 Star Reading Benchmark is reaching the 40<sup>th</sup> percentile of all Star Test Takers. The New York State Testing Program (NYSTP) cutoff scores are the NY state STAR cutoff scores.

In lieu of an available scale score in grade K-4, schools used F&P/STEP to measure progress from a BOY baseline reading level to EOY.

Middle School Specific Context		
Greenfield NY Schools	Aspire MS Linden MS	<p>Growth is incredibly important to Greenfield after the 20-21 school year. You can see that in the structures that we have now embedded in our program. The ability to see growth within and across units, from process piece to on demand writing piece, from seminar to seminar will be invaluable to student clarity and understanding. We have built in conferencing days, flexibility to respond to data, choice points for teachers based on formative data. None of this existed for the 20-21 school year.</p> <p>In addition to goal coaches and goal teams, our ELA teachers are building these academic habits and mindsets directly within their content.</p> <p>By working in co-teaching pairs, our teachers will no longer be a “close reading” teacher or a “writing” teacher. They are true partners in the room, owning data collection and student growth between them.</p> <p>We do not believe that our students are mere data points, but that they are individuals with strengths and places to grow. We will support them in that in the 21-22 school year.</p>
Classic NY Schools	Apollo MS Brownsville MS Bushwick MS Bushwick Empower MS Crown Heights MS	Please see additional notes under “Results and Evaluation” above to learn more about how Classic NY schools leveraged exams to inform instruction and understand progress in scholar learning and achievement.

## 2020-21 ACCOUNTABILITY PLAN PROGRESS REPORT

	East New York MS Endeavor MS North Brooklyn Prep MS Voyager MS	
--	---	--

### RESULTS AND EVALUATION

Median Student Growth Percentile in Star Reading by school							
School	median	Test Takers	SPED Median	SPED Test Takers	SPED >= All	>50	>55
AF Apollo MS	55.5	362	33.5	38	FALSE	TRUE	TRUE
AF Aspire MS	42	305	42	34	TRUE	FALSE	FALSE
AF Brownsville MS	62	342	50	47	FALSE	TRUE	TRUE
AF Bushwick Empower MS	35	28	35	28	TRUE	FALSE	FALSE
AF Bushwick MS	43	337	42	48	FALSE	FALSE	FALSE
AF Crown Heights MS	43	333	25	55	FALSE	FALSE	FALSE
AF East New York MS	51.5	238	36	27	FALSE	TRUE	FALSE
AF Endeavor MS	64	353	46	51	FALSE	TRUE	TRUE
AF Linden MS	43	240	52	38	TRUE	FALSE	FALSE
AF North Brooklyn Prep MS	54	267	54.5	34	TRUE	TRUE	FALSE
AF Voyager MS	61	210	58	41	FALSE	TRUE	TRUE

The median growth percentile was equal or greater than 50 in six of the ten schools, Apollo, Brownsville, East New York, Endeavor, North Brooklyn Prep and Voyager. The median SGP for special education students met or exceeded those of all students in three of the ten schools, Aspire, Linden, and North Brooklyn Prep.

Note that AF Bushwick Empower is a more restrictive environment for special education students with higher needs and as such, the entire population is SPED.

## 2020-21 ACCOUNTABILITY PLAN PROGRESS REPORT

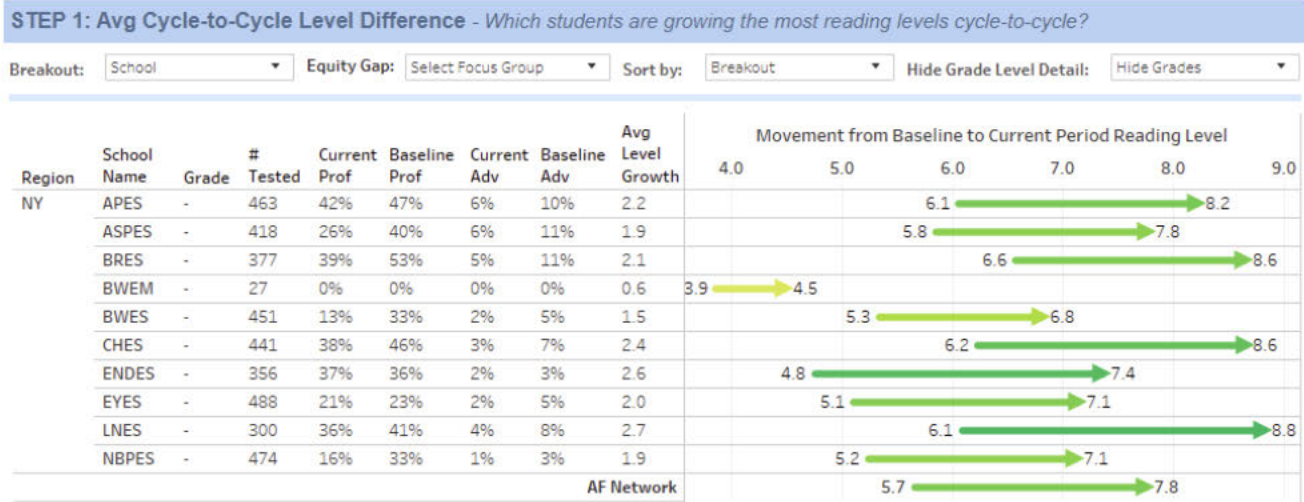
20 of the 41 tested grades exceeded a median growth percentile of 50% and 17 of 41 grades exceeded 55%.

Median Student Growth Percentile in Star Reading by school and grade								
School	Gr	media n	Test Take rs	sped media n	sped Test Takers	SPED >= All	>50	>55
AF Apollo MS	5	42	98	26	11	No	No	No
AF Apollo MS	6	45	87	40	11	No	No	No
AF Apollo MS	7	65	88	34	9	No	Yes	Yes
AF Apollo MS	8	57	89	31	7	No	Yes	Yes
AF Aspire MS	5	40.5	80	15	11	No	No	No
AF Aspire MS	6	38.5	84	51	9	Yes	No	No
AF Aspire MS	7	47	71	35	12	No	No	No
AF Aspire MS	8	46	70	81.5	2	Yes	No	No
AF Brownsville MS	5	45	77	56	9	Yes	No	No
AF Brownsville MS	6	58	86	37	15	No	Yes	Yes
AF Brownsville MS	7	65	87	68.5	18	Yes	Yes	Yes
AF Brownsville MS	8	76.5	92	18	5	No	Yes	Yes
AF Bushwick Empower MS	5	14	9	14	9	Yes	No	No
AF Bushwick Empower MS	6	28	10	28	10	Yes	No	No
AF Bushwick Empower MS	7	49	9	49	9	Yes	No	No
AF Bushwick MS	5	34	78	39	15	Yes	No	No
AF Bushwick MS	6	38	83	21	6	No	No	No
AF Bushwick MS	7	48	82	53	13	Yes	No	No
AF Bushwick MS	8	52.5	94	53.5	14	Yes	Yes	No
AF Crown Heights MS	5	41.5	90	29	19	No	No	No
AF Crown Heights MS	6	44.5	90	25	12	No	No	No
AF Crown Heights MS	7	36	79	20.5	12	No	No	No
AF Crown Heights MS	8	49	74	38	12	No	No	No
AF East New York MS	5	54	61	51	9	No	Yes	No
AF East New York MS	6	36	61	13	7	No	No	No
AF East New York MS	7	51.5	62	55	6	Yes	Yes	No

## 2020-21 ACCOUNTABILITY PLAN PROGRESS REPORT

AF East New York MS	8	66.5	54	15	5	No	Yes	Yes
AF Endeavor MS	5	59	78	18.5	8	No	Yes	Yes
AF Endeavor MS	6	61	92	50	11	No	Yes	Yes
AF Endeavor MS	7	64	88	55	19	No	Yes	Yes
AF Endeavor MS	8	72	95	16	13	No	Yes	Yes
AF Linden MS	5	42	80	74.5	6	Yes	No	No
AF Linden MS	6	29	91	27.5	24	No	No	No
AF Linden MS	7	63	69	73.5	8	Yes	Yes	Yes
AF North Brooklyn Prep MS	5	44	93	49	12	Yes	No	No
AF North Brooklyn Prep MS	6	62.5	84	60	15	No	Yes	Yes
AF North Brooklyn Prep MS	7	62	90	58	7	No	Yes	Yes
AF Voyager MS	5	73.5	26	84	6	Yes	Yes	Yes
AF Voyager MS	6	56	63	49	12	No	Yes	Yes
AF Voyager MS	7	67.5	64	73	15	Yes	Yes	Yes
AF Voyager MS	8	57	57	33.5	8	No	Yes	Yes

In grades K – 4, STEP/F&P was used to evaluate student progress using BOY and EOY assessments. The chart below illustrates the beginning and end of year reading levels by school from our Reading Achievement Tracker illustrate proficiency and average level growth by grade and overall.

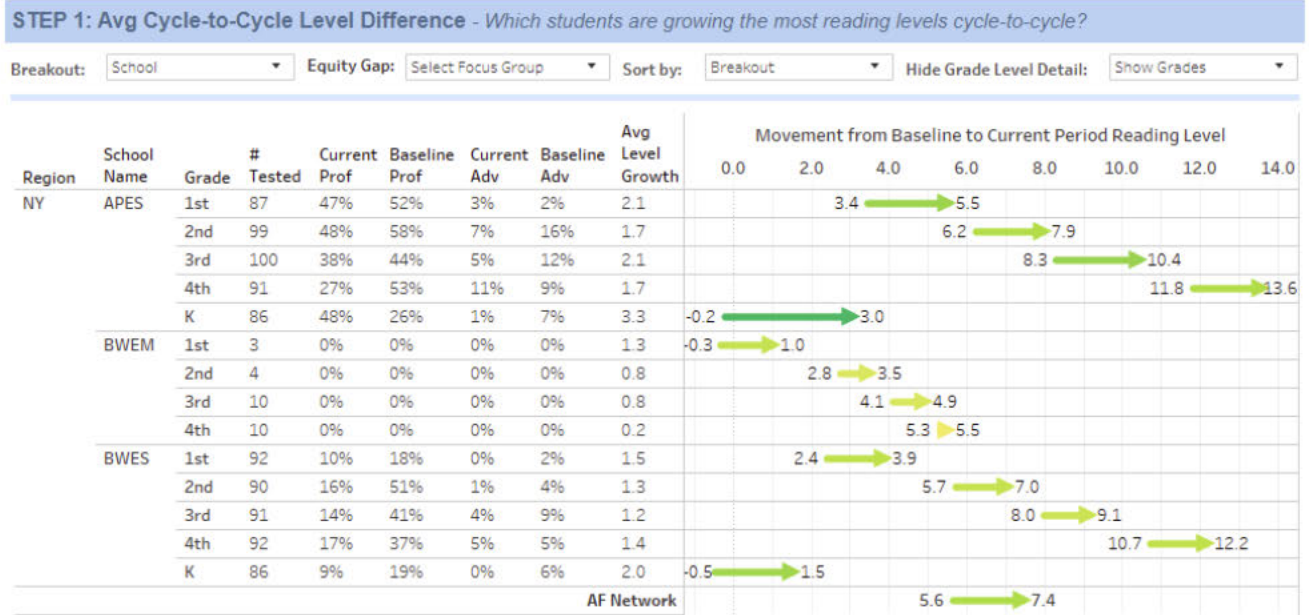
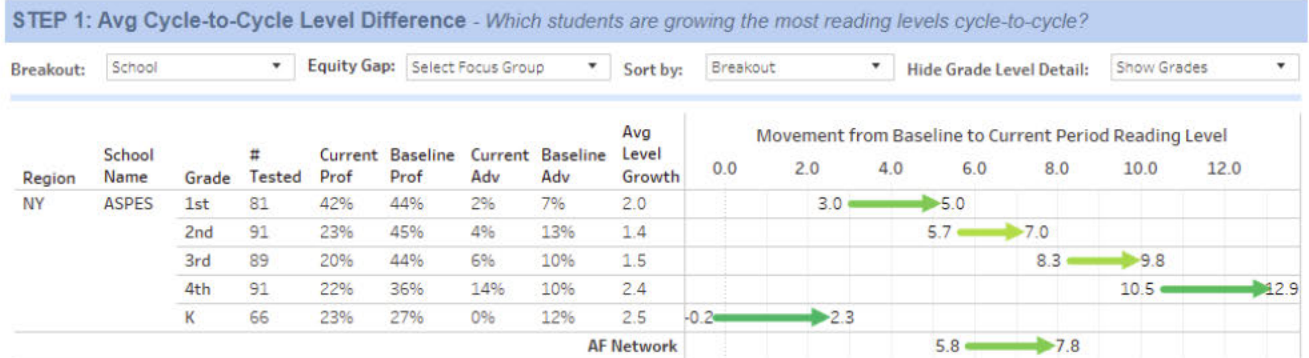




# 2020-21 ACCOUNTABILITY PLAN PROGRESS REPORT

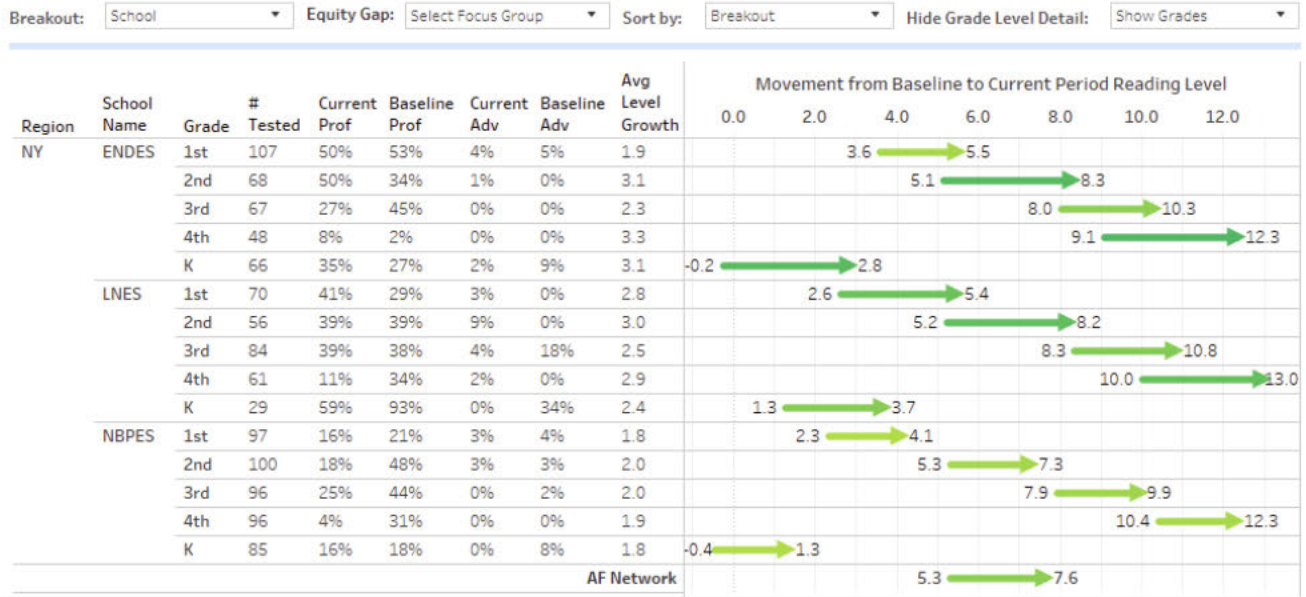
Linden experienced the greatest overall growth in reading levels, followed by Endeavor, Crown Heights, and Apollo. In terms of absolute highest average reading level at end of year we start with Linden (8.8) again, followed by Crown Heights (8.6), Brownsville (8.6), and Apollo (8.2). Note that Bushwick Empower (BWEM) is a program inclusive of special education students only.

Following is the F&P/STEP Growth broken out by grade for each school



# 2020-21 ACCOUNTABILITY PLAN PROGRESS REPORT

## STEP 1: Avg Cycle-to-Cycle Level Difference - Which students are growing the most reading levels cycle-to-cycle?



Kindergarten exhibits the highest absolute growth in all schools except Linden and North Brooklyn Prep. Fourth grade at Apollo is a standout with an EOY reading level of 13.6

Middle School Specific Context																																																																			
Greenfield NY Schools	Aspire MS Linden MS																																																																		
Classic NY Schools	Apollo MS Brownsville MS Bushwick MS Bushwick Empower MS Crown Heights MS East New York MS Endeavor MS North Brooklyn Prep MS Voyager MS	<p>Slide 51 <a href="#">in this deck</a> shows relative scatter growth data on the mock exam for NY schools.</p> <p><b>ELA NY Scatter Growth Summary (Tableau Report!)</b>                      AF Brownsville MS, AF Endeavor MS and AF East New York MS have growth that was at or above the region average in every grade</p> <table border="1"> <thead> <tr> <th></th> <th>5th</th> <th>6th</th> <th>7th</th> <th>8th</th> </tr> </thead> <tbody> <tr> <td>APMS</td> <td>-0.09</td> <td>-0.11</td> <td>-0.14</td> <td>0.05</td> </tr> <tr> <td>ARMS</td> <td>-0.33</td> <td>-0.44</td> <td>-0.02</td> <td>-0.24</td> </tr> <tr> <td>BRMS</td> <td>0.00</td> <td>0.17</td> <td>0.21</td> <td>0.31</td> </tr> <tr> <td>BWMS</td> <td>0.33</td> <td></td> <td>-0.07</td> <td>0.06</td> </tr> <tr> <td>CHMS</td> <td>0.11</td> <td>-0.02</td> <td>-0.11</td> <td>-0.22</td> </tr> <tr> <td>NY</td> <td>-0.17</td> <td>0.13</td> <td></td> <td></td> </tr> <tr> <td>ENDMS</td> <td>0.06</td> <td>0.25</td> <td>0.03</td> <td>0.05</td> </tr> <tr> <td>EYMS</td> <td>0.02</td> <td>0.22</td> <td>0.05</td> <td>0.15</td> </tr> <tr> <td>LNMS</td> <td>-0.07</td> <td>-0.15</td> <td>-0.07</td> <td></td> </tr> <tr> <td>NBMS</td> <td>-0.03</td> <td>0.11</td> <td>0.15</td> <td></td> </tr> <tr> <td>VOMS</td> <td>0.17</td> <td>-0.01</td> <td>-0.05</td> <td>-0.29</td> </tr> <tr> <td>Region</td> <td>0.00</td> <td>0.00</td> <td>0.00</td> <td>0.00</td> </tr> </tbody> </table>		5th	6th	7th	8th	APMS	-0.09	-0.11	-0.14	0.05	ARMS	-0.33	-0.44	-0.02	-0.24	BRMS	0.00	0.17	0.21	0.31	BWMS	0.33		-0.07	0.06	CHMS	0.11	-0.02	-0.11	-0.22	NY	-0.17	0.13			ENDMS	0.06	0.25	0.03	0.05	EYMS	0.02	0.22	0.05	0.15	LNMS	-0.07	-0.15	-0.07		NBMS	-0.03	0.11	0.15		VOMS	0.17	-0.01	-0.05	-0.29	Region	0.00	0.00	0.00	0.00
	5th	6th	7th	8th																																																															
APMS	-0.09	-0.11	-0.14	0.05																																																															
ARMS	-0.33	-0.44	-0.02	-0.24																																																															
BRMS	0.00	0.17	0.21	0.31																																																															
BWMS	0.33		-0.07	0.06																																																															
CHMS	0.11	-0.02	-0.11	-0.22																																																															
NY	-0.17	0.13																																																																	
ENDMS	0.06	0.25	0.03	0.05																																																															
EYMS	0.02	0.22	0.05	0.15																																																															
LNMS	-0.07	-0.15	-0.07																																																																
NBMS	-0.03	0.11	0.15																																																																
VOMS	0.17	-0.01	-0.05	-0.29																																																															
Region	0.00	0.00	0.00	0.00																																																															

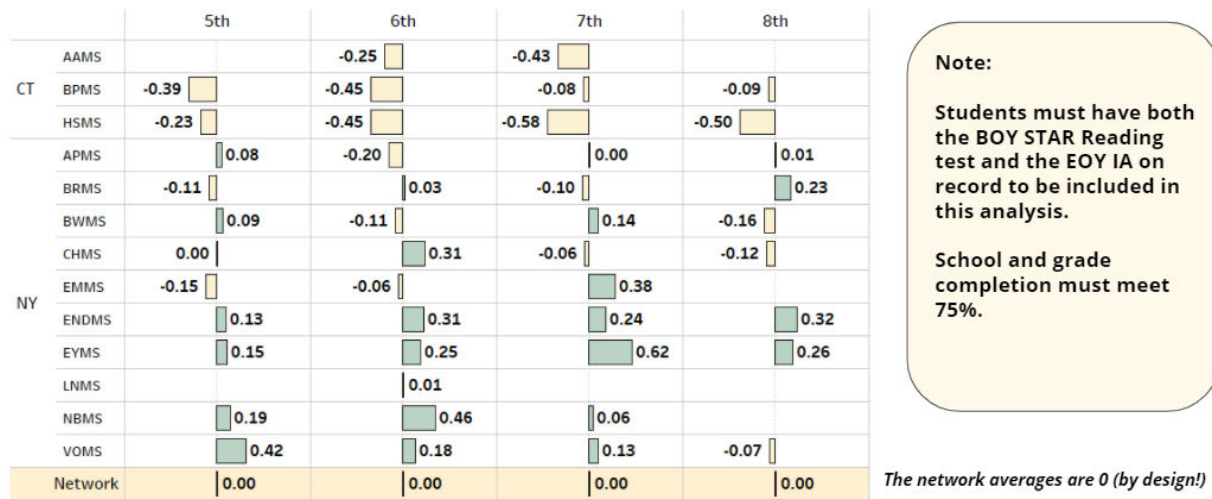
## 2020-21 ACCOUNTABILITY PLAN PROGRESS REPORT

		Slide 33 <a href="#">in this deck</a> shows relative scatter growth data on the EOY exam. Pasted below
--	--	--

### ELA Scatter Growth Summary ([Tableau Report!](#))

**Note: Since ELA EOY IAs were not region-specific, growth can be measured across regions.**

**Endeavor, East New York, and North Brooklyn had growth above the network average in every grade.**



### ADDITIONAL CONTEXT AND EVIDENCE

In middle school grades test completion rates were sufficient but inconsistent across schools, ranging from 60% - 99%. There were some grades that fell below our minimum 75% completion threshold and schools acknowledge that these rates are far below our standard 95% threshold.

Test completion rates among K-4 scholars were higher with a low of 83% and high of 100%. That said, scheduling of interim assessments, unit assessments, and normed assessments was challenging so data is less available than desired. As mentioned above, STEP/F&P assessments were used to measure achievement level and growth; STEP completion was strong across the network and averaged 99% completion during the EOY 20-21 cycle.

Middle School Specific Context		
Greenfield NY Schools	Aspire MS Linden MS	
Classic NY Schools	Apollo MS Brownsville MS	You can find completion data for the mock exam <a href="#">here</a> (slide # 39).

## 2020-21 ACCOUNTABILITY PLAN PROGRESS REPORT

Bushwick MS Bushwick Empower MS Crown Heights MS East New York MS Endeavor MS North Brooklyn Prep MS Voyager MS	ELA										
	NY										
	APMS	ARMS	BRMS	BWMS	CHMS	EMMS	ENDMS	EYMS	LNMS	NBMS	VOMS
	90%	97%	94%	95%	95%	92%	99%	98%	88%	97%	92%
	86%	79%	89%	86%	94%	100%	95%	98%	97%	98%	100%
	97%	78%	86%	88%	98%	85%	94%	90%	96%	94%	99%
81%	85%	98%	98%	94%		99%	98%			98%	
You can find completion data for the EOY exam <a href="#">here</a> (slide # 26).											
ELA											
NY											
APMS	ARMS	BRMS	BWMS	CHMS	EMMS	ENDMS	EYMS	LNMS	NBMS	VOMS	
87%	38%										
87%	60%	87%	89%	90%	85%	97%	90%	69%	94%	100%	
87%	49%										
87%	51%	92%	83%	89%	92%	97%	98%	93%	88%	88%	
96%	78%	89%	82%	98%	85%	97%	97%	32%	95%	99%	
96%	40%										
96%	60%	97%	93%	98%		99%	98%			98%	

At the high school level, IA completion rates were also inconsistent. Part of the reason was because IA data is only collected for courses that have a central network curriculum. Courses that are unique to a school and/or do not have a central network curriculum do not centrally report their assessment data. A 75% completion rate for IAs in ELA at a school might mean that much of the other 25% was simply enrolled in a different course without a network IA. A lower completion rate might also reflect the fact that a course was not offered or required. For example, most 12<sup>th</sup> graders have already met NY state graduation requirements in ELA before entering 12<sup>th</sup> grade by taking multiple ELA classes in prior years and therefore might not take an ELA class in 12<sup>th</sup> grade. For the end of year assessment, AP courses do not use a network end of course assessment since they culminate in the actual AP exam. In SY 20-21 only AP students who opted into taking the AP exams took the mock AP assessment in the spring.



SUMMARY OF THE ELEMENTARY AND MIDDLE ENGLISH LANGUAGE ARTS GOAL

One of the academic areas that was most exposed by the Covid circumstances of the past year was Reading. Beyond anticipated shortfalls, AF schools have identified that our scholars are not reading at the levels that we expect, and they need. Elementary students overall are 1 grade level behind where we would expect them to be in a normal year. The shortfalls are more pronounced at the middle and high school levels. As a result, increased reading interventions will be a core strategy across all grade levels from kindergarten through high school, and grades 5-12 will be prioritized.

Middle School Specific Context		
Greenfield NY Schools	Aspire MS Linden MS	
Classic NY Schools	Apollo MS Brownsville MS Bushwick MS Bushwick Empower MS Crown Heights MS East New York MS Endeavor MS North Brooklyn Prep MS Voyager MS	At the middle school, we are prioritizing guided reading and independent reading. You can find our <a href="#">Guided Reading Site here</a> and our <a href="#">Independent Reading Site</a> here.

ACTION PLAN

As mentioned in the ELA Background section above, AF Brooklyn schools have undertaken a comprehensive review of the 2020-21 data and identified reading proficiency as a significant area requiring attention. Leaders are concerned about learning loss over the course of time in middle schools, as students move up grades, through high school.

As a result, strong reading intervention is an integral part (strategy #4) of the schools’ COVID Response Strategy. This will include dedicated reading intervention blocks incorporated into the school schedule for all scholars. Strategies will be supported by strong goals:

- 90% of K-4 students meet individual growth goals
- 65% of 5-12 students grow at or above the 50<sup>th</sup> percentile

## 2020-21 ACCOUNTABILITY PLAN PROGRESS REPORT

At the elementary level, a key priority this year is strengthening our phonics and phonemic awareness block. This is a priority for all elementary schools, and at a network level, we are coordinating teacher professional development with outside experts and shifting to a new phonics curriculum that better aligns with the science of reading. In this work, we are partnering with Wilson Language (specifically using their Foundations program) and using their expertise to build our teachers' skillsets.

Middle School Specific Context		
Greenfield NY Schools	Aspire MS Linden MS	
Classic NY Schools	Apollo MS Brownsville MS Bushwick MS Bushwick Empower MS Crown Heights MS East New York MS Endeavor MS North Brooklyn Prep MS Voyager MS	At the middle school, we are prioritizing guided reading and independent reading. You can find our <a href="#">Guided Reading Site here</a> and our <a href="#">Independent Reading Site</a> here.

### ADDITIONAL SUPPORTS THROUGH HISTORY INSTRUCTION

The history program has developed additional history standards aligned to the literacy standards from Common Core to support growth in reading comprehension. These standards are also aligned to the Advanced Placement exam in high school.

As part of the creation of these standards, we have aligned the curriculum and assessments to the aforementioned standards that will target reading comprehension. Our assessment framework targets both mid and end-of-unit assessments on the priority literacy-based standards to support teacher ability to monitor growth over time.

## 2020-21 ACCOUNTABILITY PLAN PROGRESS REPORT

We have emphasized the utilization of formative data through the above assessment philosophy. This, coupled with robust professional development and school support, will allow teachers to differentiate to meet the needs of their students.

## GOAL 2: MATHEMATICS

### ELEMENTARY AND MIDDLE MATHEMATICS

#### Goal 2: Mathematics

#### BACKGROUND

For students to thrive in the world they will face after college, they must be able to make sense of the world through a mathematical lens. Therefore, learning mathematics requires more than learning facts and procedures for solving certain types of problems. A well-prepared student will develop proficiency and expertise in several mathematical practices that have longstanding importance in mathematics education.

In the mathematics program at Achievement First, mathematical practices come to life through the shifts (focus, coherence, rigor) called for by the Common Core State Standards. We will continue to refine the components of and resources for the program, on our path to seeing these practices and shifts embodied by our students and driving instruction.

#### Tenets of Achievement First's Mathematics Program:

1. Conceptual Understanding: comprehension of mathematical concepts, operations, and relations
  - While developing conceptual understanding, students make meaning of mathematics and make connections across mathematical ideas which allows for rapid acquisition of new knowledge, greater retention, and ability to apply in novel contexts.
2. Procedural Fluency: skill in carrying out procedures flexibly, accurately, efficiently, and appropriately
  - The development of procedural fluency allows students to focus mental energy on flexibly approaching and thinking through problems.
3. Strategic Competence & Adaptive Reasoning: ability to formulate, represent, and solve mathematical problems; capacity for logical thought, reflection, explanation, and justification.
  - The development of these habits of mind prepares students to solve mathematical problems that they may encounter throughout the rest of their academic and social lives.
4. Productive Disposition: habitual inclination to see mathematics as sensible, useful, and worthwhile, coupled with a belief in diligence and one's own efficacy.
  - Students approach challenging situations as opportunities to learn and mistakes made along the way as times for feedback and reflection, not representations of personal failure. This productive disposition is the hallmark of having a growth mindset as opposed to one that is fixed.
5. Problem Solving: the umbrella under which all the opportunities to increase proficiency and expertise with mathematical practices fall.

- While students engage in problem solving, they are making sense of problems, thinking strategically about concept and skill applications, planning and executing a viable approach, and reflecting on process and solutions.

**METHOD**

During 2020-21, schools anticipated having NY State Test data, but because schools remained remote the entire year, state tests were not administered. In the absence of that data, we have identified several assessment systems that yield robust data about students’ math mastery.

At the beginning of year, we administered the STAR Math assessment. This provided baseline data to inform instruction. In addition, we leveraged multiple internally created assessments. At the conclusion of each unit of study, we administered a Unit Test. Each Unit Test assessed mastery of multiple grade level Common Core standards at varying levels of rigor. In addition, we administered two cumulative assessments: an interim assessment (“IA3,” because it was given during our third yearly data cycle) in March 2021 and an End of Year assessment (“EOY”) in June 2021. Each of these was a cumulative exam that tested grade-level Common Core standards at various levels of rigor, including challenging problem-solving tasks.

Given the challenges of scheduling and administering valid remote assessments to our youngest students, elementary IAs and quizzes were primarily optional during 2020-2021. This shift allowed schools to administer assessments when they hit critical “building block” points in the curriculum, and to use data more formatively than we have in years past. The math curriculum team was able to unpack individual schools’ data with leaders and determine coaching points for student’s mathematical development.

**RESULTS AND EVALUATION**

We leveraged the STAR test to provide baseline data to inform math instruction. After the beginning of year STAR administration, we switched to internal measures of mathematics mastery. As such, we will present data from both the STAR tests as well as our internal cumulative exams (IA3 and EOY).

Below are the BOY proficiency levels by charter using the NYST aligned cut scores from STAR Math.

Percent proficient in STAR Math by school for students that have been at AF for at least 1 year				
School	# Proficient	# Test Takers	% Proficient	Met Goal
AF Apollo MS	100	344	29%	FALSE

## 2020-21 ACCOUNTABILITY PLAN PROGRESS REPORT

AF Aspire MS	68	344	20%	FALSE
AF Brownsville MS	68	319	21%	FALSE
AF Bushwick MS	76	296	26%	FALSE
AF Crown Heights MS	88	303	29%	FALSE
AF East New York MS	82	300	27%	FALSE
AF Endeavor MS	72	374	19%	FALSE
AF Linden MS	35	236	15%	FALSE
AF North Brooklyn Prep MS	62	236	26%	FALSE
AF Voyager MS	26	164	16%	FALSE

The grade level benchmark measures whether a student performs at or above his or her current grade level. 2017 STAR Math Benchmark is reaching the 40<sup>th</sup> percentile of STAR test takers. The NYTSP cutoff scores are the NY state STAR cutoff scores.

<b>Percent proficient by school and grade for students at least at their second year at AF</b>				
<b>School Name</b>	<b># of Test Takers</b>	<b>Percent that met their grade level equivalent</b>	<b>Percent that met 2017 Star Math Benchmark</b>	<b>Percent that met NYTSYP level 3 cut score cutoff</b>
AF Apollo MS	344	56.1%	73.0%	29.1%
AF Aspire MS	344	47.4%	70.1%	19.8%
AF Brownsville MS	319	53.0%	67.4%	21.3%
AF Bushwick Empower MS	31	0.0%	22.6%	0.0%
AF Bushwick MS	296	58.4%	72.0%	25.7%



## 2020-21 ACCOUNTABILITY PLAN PROGRESS REPORT

AF Crown Heights MS	303	59.7%	81.2%	29.0%
AF East New York MS	300	56.0%	68.7%	27.3%
AF Endeavor MS	374	48.1%	65.8%	19.3%
AF Linden MS	236	39.4%	77.1%	14.8%
AF North Brooklyn Prep MS	236	55.9%	86.9%	26.3%
AF Voyager MS	164	45.1%	50.6%	15.9%

### Percent proficient by school and grade for students at least at their second year at AF

School name	Grade level	# of Test Takers	Percent that met their grade level equivalent	Percent that met 2017 Star Math Benchmark	Percent that met NYTSYP level 3 cut score cutoff
AF Apollo MS	5th	92	48.9%	88.0%	15.2%
AF Apollo MS	6th	82	46.3%	79.3%	29.3%
AF Apollo MS	7th	80	56.3%	72.5%	21.3%
AF Apollo MS	8th	90	72.2%	52.2%	50.0%
AF Aspire MS	5th	89	38.2%	93.3%	9.0%
AF Aspire MS	6th	87	36.8%	77.0%	16.1%

## 2020-21 ACCOUNTABILITY PLAN PROGRESS REPORT

AF Aspire MS	7th	91	51.6%	70.3%	20.9%
AF Aspire MS	8th	77	64.9%	35.1%	35.1%
AF Brownsville MS	5th	68	55.9%	92.6%	14.7%
AF Brownsville MS	6th	79	41.8%	78.5%	24.1%
AF Brownsville MS	7th	80	48.8%	73.8%	13.8%
AF Brownsville MS	8th	92	64.1%	33.7%	30.4%
AF Bushwick Empower MS	5th	12	0.0%	50.0%	0.0%
AF Bushwick Empower MS	6th	9	0.0%	11.1%	0.0%
AF Bushwick Empower MS	7th	10	0.0%	0.0%	0.0%
AF Bushwick MS	5th	74	48.6%	90.5%	12.2%
AF Bushwick MS	6th	72	52.8%	80.6%	23.6%
AF Bushwick MS	7th	77	62.3%	74.0%	26.0%
AF Bushwick MS	8th	73	69.9%	42.5%	41.1%



## 2020-21 ACCOUNTABILITY PLAN PROGRESS REPORT

AF Crown Heights MS	5th	82	47.6%	93.9%	17.1%
AF Crown Heights MS	6th	80	50.0%	86.3%	20.0%
AF Crown Heights MS	7th	72	75.0%	93.1%	36.1%
AF Crown Heights MS	8th	69	69.6%	47.8%	46.4%
AF East New York MS	5th	73	35.6%	82.2%	15.1%
AF East New York MS	6th	73	46.6%	79.5%	27.4%
AF East New York MS	7th	74	64.9%	70.3%	18.9%
AF East New York MS	8th	80	75.0%	45.0%	46.3%
AF Endeavor MS	5th	94	42.6%	89.4%	14.9%
AF Endeavor MS	6th	92	40.2%	75.0%	15.2%
AF Endeavor MS	7th	93	46.2%	63.4%	11.8%
AF Endeavor MS	8th	95	63.2%	35.8%	34.7%
AF Linden MS	5th	86	31.4%	86.0%	3.5%
AF Linden MS	6th	74	28.4%	67.6%	12.2%

## 2020-21 ACCOUNTABILITY PLAN PROGRESS REPORT

AF Linden MS	7th	76	59.2%	76.3%	30.3%
AF North Brooklyn Prep MS	5th	65	43.1%	92.3%	9.2%
AF North Brooklyn Prep MS	6th	85	48.2%	81.2%	25.9%
AF North Brooklyn Prep MS	7th	86	73.3%	88.4%	39.5%
AF Voyager MS	5th	8	25.0%	75.0%	0.0%
AF Voyager MS	6th	46	34.8%	73.9%	15.2%
AF Voyager MS	7th	58	41.4%	53.4%	13.8%
AF Voyager MS	8th	52	61.5%	23.1%	21.2%

### Mathematics performance for Special Education Students vs General Education

Percent proficient by school broken out by SPED					
schoolname	sped	# of Test Takers	Percent that met their gradelevel equivalent	Percent that met 2017 Star Math Benchmark	Percent that met NYTSYP level 3 cutscore cutoff
AF Apollo MS	No	323	58.8%	70.0%	31.3%
AF Apollo MS	Yes	40	27.5%	30.0%	5.0%
AF Aspire MS	No	323	47.7%	59.8%	21.1%

## 2020-21 ACCOUNTABILITY PLAN PROGRESS REPORT

AF Aspire MS	Yes	36	30.6%	36.1%	2.8%
AF Brownsville MS	No	292	55.5%	71.2%	23.3%
AF Brownsville MS	Yes	46	21.7%	30.4%	4.3%
AF Bushwick Empower MS	Yes	31	0.0%	9.7%	0.0%
AF Bushwick MS	No	262	63.4%	72.5%	26.7%
AF Bushwick MS	Yes	50	24.0%	34.0%	16.0%
AF Crown Heights MS	No	266	62.0%	74.4%	31.6%
AF Crown Heights MS	Yes	52	42.3%	53.8%	13.5%
AF East New York MS	No	237	62.4%	73.0%	31.6%
AF East New York MS	Yes	88	33.0%	34.1%	11.4%
AF Endeavor MS	No	328	53.4%	65.9%	20.7%
AF Endeavor MS	Yes	61	21.3%	27.9%	6.6%
AF Linden MS	No	216	40.7%	51.4%	16.2%
AF Linden MS	Yes	38	23.7%	28.9%	2.6%

## 2020-21 ACCOUNTABILITY PLAN PROGRESS REPORT

AF North Brooklyn Prep MS	No	245	56.3%	69.8%	24.1%
AF North Brooklyn Prep MS	Yes	38	31.6%	39.5%	13.2%
AF Voyager MS	No	179	45.8%	50.8%	15.6%
AF Voyager MS	Yes	43	18.6%	20.9%	7.0%

### ADDITIONAL CONTEXT AND EVIDENCE

As noted above, comparable data over the course of the 2020-21 school year is not available. A comparison between the March (IA3) and June (EOY) interim assessments provide insight into the progress scholars made.

For both internal cumulative exams, we set cut scores that we believe to be similar to those used on the New York State exam. These are shown in the table below.

PL	Test Score Band
L1	0-29
L2	30-54
L3	55-74
L4	75-100

Using those cut scores, we calculated the percent of scholars proficient (Level 3 or 4) at each school for each exam. The percentage point difference shows the aggregate growth from March to June.

### Percent Proficient 2021 for IA Math

## 2020-21 ACCOUNTABILITY PLAN PROGRESS REPORT

<b>School name</b>	<b>Grade level</b>	<b>Percent Proficient IA3</b>	<b>Percent Proficient EOY</b>	<b>Percentage Point Difference</b>
AF Apollo MS	5	27.0%	58.9%	31.9%
AF Apollo MS	6	12.9%	75.3%	62.4%
AF Apollo MS	7	18.6%	55.8%	37.2%
AF Aspire MS	5	26.9%	57.0%	30.1%
AF Aspire MS	6	12.9%	61.4%	48.5%
AF Aspire MS	7	9.8%	60.2%	50.4%
AF Aspire MS	8	6.5%	31.1%	24.6%
AF Brownsville MS	5	37.5%	47.5%	10.0%
AF Brownsville MS	6	9.4%	39.5%	30.1%
AF Brownsville MS	7	9.0%	64.7%	55.7%
AF Brownsville MS	8	0.0%	13.3%	13.3%
AF Bushwick Empower MS	5	0.0%	8.3%	8.3%
AF Bushwick Empower MS	6	0.0%	10.0%	10.0%
AF Bushwick Empower MS	7	0.0%	0.0%	0.0%
AF Bushwick MS	5	34.4%	50.6%	16.2%
AF Bushwick MS	6	27.5%	63.5%	36.1%
AF Bushwick MS	7	14.0%	76.2%	62.2%
AF Bushwick MS	8	1.5%	48.3%	46.8%
AF Crown Heights MS	5	20.2%	42.4%	22.1%
AF Crown Heights MS	6	26.7%	66.7%	40.0%
AF Crown Heights MS	7	11.3%	68.4%	57.1%
AF East New York MS	5	31.3%	61.9%	30.7%
AF East New York MS	6	42.4%	81.3%	38.8%
AF East New York MS	7	30.0%	73.7%	43.7%
AF Endeavor MS	5	33.3%	38.7%	5.4%
AF Endeavor MS	6	25.0%	57.0%	32.0%
AF Endeavor MS	7	7.4%	52.1%	44.6%

## 2020-21 ACCOUNTABILITY PLAN PROGRESS REPORT

AF Endeavor MS	8	11.1%	30.3%	19.2%
AF Linden MS	5	20.0%	37.3%	17.3%
AF Linden MS	6	16.0%	59.1%	43.1%
AF Linden MS	7	23.3%	62.0%	38.7%
AF North Brooklyn Prep MS	5	36.4%	52.8%	16.4%
AF North Brooklyn Prep MS	6	27.2%	74.1%	47.0%
AF North Brooklyn Prep MS	7	40.9%	76.1%	35.2%
AF Voyager MS	5	47.8%	88.5%	40.6%
AF Voyager MS	6	9.7%	43.3%	33.7%
AF Voyager MS	7	30.0%	65.6%	35.6%

Middle School Specific Context												
Greenfield NY Schools	Aspire MS Linden MS	<p>Additional data points and measures of student growth and achievement at Aspire and Linden for the 20-21 school year were: Paceline Proficiencies. Historically, our math paceline is a proxy for student achievement on end of year state exams. It is not perfectly predictive, but year after year we see a high correlation between Paceline and state tests. A correlation above .5 is strong and .7 is exceedingly high. See below our correlation in paceline and state tests before the pandemic. Note: We do not have correlation data for 7<sup>th</sup> and 8<sup>th</sup> grade as state tests were not given during the years that Greenfield expanded to these grades.</p> <table style="width: 100%; border-collapse: collapse;"> <thead> <tr> <th style="text-align: left;"><u>Grade</u></th> <th style="text-align: right;"><u>Paceline Correlation</u></th> </tr> </thead> <tbody> <tr> <td>5<sup>th</sup></td> <td style="text-align: right;">0.82</td> </tr> <tr> <td>6<sup>th</sup></td> <td style="text-align: right;">0.84</td> </tr> </tbody> </table> <p>See Below for the 20-21 Paceline Scores for Aspire and Linden.</p> <table style="width: 100%; border-collapse: collapse;"> <thead> <tr> <th style="text-align: center;"><u>Aspire</u></th> <th style="text-align: center;"><u>Linden</u></th> </tr> </thead> <tbody> <tr> <td style="text-align: center;">5<sup>th</sup>: 66% Proficient</td> <td style="text-align: center;">19% Proficient</td> </tr> </tbody> </table>	<u>Grade</u>	<u>Paceline Correlation</u>	5 <sup>th</sup>	0.82	6 <sup>th</sup>	0.84	<u>Aspire</u>	<u>Linden</u>	5 <sup>th</sup> : 66% Proficient	19% Proficient
<u>Grade</u>	<u>Paceline Correlation</u>											
5 <sup>th</sup>	0.82											
6 <sup>th</sup>	0.84											
<u>Aspire</u>	<u>Linden</u>											
5 <sup>th</sup> : 66% Proficient	19% Proficient											

## 2020-21 ACCOUNTABILITY PLAN PROGRESS REPORT

		<p>6<sup>th</sup>: 31% Proficient                      13% Proficient</p> <p>7<sup>th</sup>: 38% Proficient                      39% Proficient</p> <p>8<sup>th</sup>: 45% Proficient</p> <p>These numbers do not account for the student agency and accountability built through our paceline strategy. Students set goals to improve their pacelines, and there were often incremental changes in growth that could not be reflected by sheer proficiency.</p> <p>Additional data points that are not rolled up into these numbers are: daily exit tickets and checks for understanding, goal setting conversations where students gained confidence and understanding of their growth.</p>
<p>Classic NY Schools</p>	<p>Apollo MS</p> <p>Brownsville MS</p> <p>Bushwick MS</p> <p>Bushwick Empower MS</p> <p>Crown Heights MS</p> <p>East New York MS</p> <p>Endeavor MS</p> <p>North Brooklyn Prep MS</p> <p>Voyager MS</p>	

<p><b>Mathematics Goal: Additional Measure</b></p> <p>[Include additional measures that are part of the Accountability Plan.]</p> <p><b>METHOD:</b></p> <p><b>RESULTS AND EVALUATION:</b></p> <p><b>ADDITIONAL EVIDENCE:</b></p>
--

**SUMMARY OF THE ELEMENTARY AND MIDDLE MATHEMATICS GOAL**

Absolute proficiency suffered significantly in a year that nothing was the same for students, teachers, and families. The learning loss students experienced during a year that they never stepped foot in a school building was profound, yet AF Brooklyn schools kept the vast majority of students engaged and productive over the school year. Internal analysis of gaps among various demographic groups continues to suggest that there is work to do in these areas. Data analysis and planning to address equity gaps will continue to be a major focus of our school leadership teams.

**ACTION PLAN**

Despite the steep hill before our teachers and students, AF Brooklyn is maintaining an aggressive set of goals for the coming year, supported by a strategy that uses formative assessments as part of an ongoing process that is integrated with curriculum and instruction. One of the major pieces of learning from what has served as a transition year is that our schools were overly using assessment data for evaluative purposes and not leveraging their formative value.

We are fully implementing STAR Math in the coming year across all schools and will avoid data gaps that were inevitable in 2020-21 due to the flexibility we had to give schools to weather the Covid storm.

Goals will remain aggressive and central to our work:

- Grades 3-4: Average scaled score on NYST is higher than the state non-poor average
- Grades 5-8: 65% of students grow at or above the 50<sup>th</sup> percentile on STAR; Average scaled score is higher than the state non-poor average

At the elementary level, we have seen that absolute achievement on internal shared assessments (like normed quizzes across the network) dipped more significantly in upper elementary. To that end, we are revising our K-2 math program to build stronger foundational understanding of key concepts, such as base 10, mathematical practices, and flexible thinking. We piloted the Cognitively Guided Instruction program at four Brooklyn elementary schools last year, and saw strong data coming out of the pilot. This year we have expanded the CGI program to all elementary schools K-2.



## 2020-21 ACCOUNTABILITY PLAN PROGRESS REPORT

As a network, we are partnering with outside experts in the field to provide teachers and leaders with monthly professional development in CGI, and in facilitating lower elementary students' development of their own mathematical understandings. We're also piloting CGI in 3<sup>rd</sup> and 4<sup>th</sup> grade at 4 of our Brooklyn schools this year.

Middle School Specific Context		
Greenfield NY Schools	Aspire MS Linden MS	<p>Growth is incredibly important to Greenfield after the 20-21 school year. You can see that in the structures that we have now embedded in our program. We have built in conferencing days, flexibility to respond to data, choice points for teachers based on formative data.</p> <p>We have implemented mandatory pre-tests this school year to assess whether scholars have mastered pre-requisite skills from the current and previous school years. As a part of our unit unpacking process, teachers use the data from the pre-test to make necessary adjustments to the unit including pre-teaching skills and planning for re-teach/extra practice.</p> <p>While some of these structures may have existed during the 20-21 school year, they were not mandatory and there was little accountability. Additional accountability structures have been put into place for the 21-22 school years in which there will be targeted data analysis and progress monitoring after each Unit and Interim Assessment led by the Network.</p> <p>This school year we have also prioritized standards as suggested by the Achieve the Core to allow for scholars to dive deep into the essential standards of their grade while allowing for flexibility to close gaps developed because of learning loss during the pandemic.</p>
Classic NY Schools	Apollo MS Brownsville MS Bushwick MS Bushwick Empower MS Crown Heights MS	<p>Please see additional notes under “Results and Evaluation” above to learn more about how Classic NY schools leveraged exams to inform instruction and understand progress in scholar learning and achievement.</p>

	East New York MS Endeavor MS North Brooklyn Prep MS Voyager MS	
--	---	--

## GOAL 3: SCIENCE

### ELEMENTARY AND MIDDLE SCIENCE

#### Goal 3: Science

Students will demonstrate proficiency in the understanding and application of scientific principles.

#### BACKGROUND

Our program is designed to ensure that students develop the skills and understandings necessary to be prepared for introductory college level science courses and ultimately the careers of their choice, including (but not limited to) careers in science, engineering, and technology. Our program goes beyond the floor set by current external assessments to ensure that all performance expectations set forth in the Next Generation Science Standards are met. The rigor of content, concepts, and practices gradually increases in complexity from grade band to grade band, to ensure that our scholars have the knowledge and skills to choose careers in STEM.

The tenets of the AF science program are derived from and connected to the conceptual shifts in the Next Generation Science Standards (NGSS), the principles of A Framework for K-12 Science Education (the foundational document from the National Research Council that is the foundation of the NGSS), and our internal core beliefs at Achievement First.

The program is driven by the National Research Council’s Framework for K-12 Science Education, which states: “To develop a thorough understanding of scientific explanations of the world, students need sustained opportunities to work with and develop the underlying ideas and to appreciate those ideas’ interconnections over a period of years rather than weeks or months.” To accomplish this goal, students build background knowledge and an understanding of science by deeply engaging with a focused set of core ideas and practices throughout their educational experience. Through this intensive approach, they will build expertise and use their expertise to make sense of new information or tackle problems.

#### COVID Context

Children are natural scientists; their curiosity and wonder for how the world works drive their formative years. Therefore, it is our responsibility to ensure that students continue to cultivate a love and appreciation for the beauty and wonder of science, engineering, and the natural world.

During a 100% remote school year across our Brooklyn schools, our program continued to employ curiosity through inquiry to drive individual investigations and units of study, building on the inherent curiosity and joy students experience in learning to bring purpose to the study of science and thus is prerequisite to a rigorous educational experience.

From the middle to the end of the year school and network leaders worked to compile a comprehensive multi-year Covid Response Plan that is integrated with our five-year Strategic Plan.

The rigor of content, concepts, and practices gradually increased in complexity from grade band to grade band, ensured to focus on students developing the skills and understandings necessary to meet college readiness expectations as outlined by the College Board Standards for College Success and New York State Science Learning Standards within our 100% remote science response plan.

The realities of COVID meant that, at the elementary level, our ability to assess students in science was impacted. Many classrooms shifted to fully remote science, making it hard to assess understanding through hands-on experimentation as we normally would have. Additionally, safety measures meant that we shifted to fully self-contained classrooms, and many elementary teachers taught new subjects for the first time in 20-21, including science. Despite the challenges of remote instruction and assessment, science instruction continued through demonstrations, remote modules and experiments, and at-home projects that capitalized on our students' curiosity about the world around them. Using remote platforms (such as Nearpod in K-1 and piloting Amplify in 3) helped foster student engagement and made lessons accessible for emerging readers and writers in early elementary.

### METHOD

As named above, the challenges of remote instruction and assessment impacted our ability to assess at the elementary level. Science unit assessments were optional for schools in 2020-2021 and therefore had low completion. However, we are able to use end-of-unit assessment data from 2019-2020 to analyze student achievement and name development steps for the science program.

**MS Classic NY Context:** During 2020-21, the school(s) primarily used the following exam to assess student growth and achievement in MS science: Bi-weekly Quizzes, aligned to the NGSS performance expectations and New York State Science Learning Standards. All students took a network assessment every two weeks to measure progress toward grade level goals in understanding scientific content, concepts, and practices.

No standardized assessments were given in science during the 2020-21 academic year, NWEA MAP and ACT Aspire, due to the lack of external platform capability. This limited students to test remotely outside of the school.

## 2020-21 ACCOUNTABILITY PLAN PROGRESS REPORT

Presented below is a summary of our Bi-weekly Quiz proficiency and our EOY proficiency estimates on our interim assessments.

**Goal:** Each year, 75% of 5th through 8th grade students enrolled at the school will meet or exceed the scale score proficiency equivalent according to New York State standards.

Middle School Specific Context		
Classic NY Schools	Apollo MS Brownsville MS Bushwick MS Bushwick Empower MS Crown Heights MS East New York MS Endeavor MS North Brooklyn Prep MS Voyager MS	<p>In the 20-21 SY, the Classic Middle School program initiated a multi-year strategy to revise and align our program to our beliefs about Great Teaching and our belief that our scholars deserve a culturally responsive curriculum and program. To read more about Great Teaching in Science, please see <a href="#">here</a>. To see our high-level scope and sequence, please see <a href="#">here</a>.</p> <p>We also believe in the power of assessment (formative, summative, and predictive) to help make instructional decisions. Therefore, we have a robust assessment program that is aligned to the curriculum, the NGSS, the standards of the discipline, and the New York State Science Learning Standards. This assessment model includes:</p> <ul style="list-style-type: none"> <li>-Daily formative assessments (e.g., exit tickets, priority investigations)</li> <li>-Bi-weekly quizzes</li> <li>-an EOY summative assessment (that also serves as formative assessment for the following SY)</li> </ul> <p>Multi-component assessment tasks (seen in both our Bi-weekly assessments and EOY assessments) require students to progressively make sense of a phenomenon or address a problem; this includes that prompts within multi-component tasks build logically and support students' sense-making such that by the end of the task, students have figured something out.</p> <p>Supports included in the tasks (e.g., scaffolds, task templates) support sense-making and do not diminish students' ability to demonstrate the targeted knowledge and practice.</p>

GREENFIELD CAMPUSES

At Greenfield campuses, students took consistent quizzes to monitor their progress on the NGSS leading up to the EOY IA. The assessments featured multiple choice questions that were aligned to discrete skills and components of the NGSS. They directly measured the skills and knowledge advanced during each unit’s instruction and accompanying investigation.

The EOY IA differed in that it required students to respond to a variety of item types that were multi-part in nature. They continued to measure proficiency on science core ideas, practices, and crosscutting concepts but elevated the level of rigor by requiring data analysis and extended written responses. This assessment shift will be discussed further in the action plan with respect to how we are shifting unit assessment framework to both increase rigor, standards alignment, and provide ongoing formative data on prioritized content as students return to in-person school.

RESULTS AND EVALUATION

Middle School Specific Context		
Classic NY Schools	Apollo MS Brownsville MS Bushwick MS Bushwick Empower MS Crown Heights MS East New York MS Endeavor MS North Brooklyn Prep MS Voyager MS	During 2020-21, the school(s) primarily used the following exam to assess student growth and achievement in science: Bi-weekly Quizzes, aligned to the NGSS performance expectations and New York State Science Learning Standards. Because of inconsistency in the number of students taking assessments at BOY, MOY, and EOY, the following is an average of all scores throughout the year.  Bi-Weekly Quizzes are intentionally designed to assess phenomena, scope, and cognitive complexity. <ul style="list-style-type: none"> <li>• Assessment scenarios focus on relevant, engaging, and rich phenomena and problems that elicit meaningful student performances. Assessment tasks are driven by meaningful and engaging scenarios.</li> <li>• Assessments are balanced across domains, and assess a range of knowledge and application within each dimension.</li> <li>• Assessments require a range of analytical thinking.</li> <li>• Application of SEPs (science and engineering practices)</li> </ul>

## 2020-21 ACCOUNTABILITY PLAN PROGRESS REPORT

20-21 Science Classic MS Bi-Weekly Quiz Proficiency Average		
Percent proficient by school and grade		
School name	Test Takers	% Proficient
AF Apollo MS	359	25%
AF Brownsville MS	352	25%
AF Bushwick MS	259	30%
AF Crown Heights MS	321	33%
AF East New York	245	36%
AF Endeavor MS	385	40%
AF North Brooklyn Prep MS	272	30%
AF Voyager MS	215	24%

Middle School Specific Context		
Classic NY Schools	Apollo MS Brownsville MS Bushwick MS Bushwick Empower MS Crown Heights MS East New York MS Endeavor MS North Brooklyn Prep MS Voyager MS	<p>We also analyzed data aligned to the New York State Science Learning Standards on science practices. The NGSS has relevant practices of science or engineering for each performance expectation, SEPs (Science and Engineering Practices).</p> <p>These practices are transferable, and this type of thinking is aligned to how scientists think. (The actual doing of science and not just “memorizing”).</p> <p>During SY20-21, bi-weekly quizzes assessed the application of SEPs in both phenomenon- and problem-based scenarios. Middle school scholars focused on the following practices:</p> <ul style="list-style-type: none"> <li>- Developing and Using Models</li> <li>- Engaging in Argument from Evidence</li> <li>- Constructing Explanations</li> <li>- Analyzing and Interpreting Data</li> </ul> <p><b>Remote Learning Context:</b> A majority of labs for science have become virtual simulations or video.</p> <p>That data from our biweekly quizzes is listed below.</p>



## 2020-21 ACCOUNTABILITY PLAN PROGRESS REPORT

### 20-21 Science Data:

Developing and Using Models Modeling in 6–8 builds on K–5 and progresses to developing, using and revising models to describe, test, and predict more abstract phenomena and design systems.

School	% Proficient Developing and Using Models - components	% Proficient Evidence Developing and Using Models - relationships	% Proficient Reasoning Developing and Using Models - connections/reasoning
AF Apollo MS Grade 5	83%	64%	52%
AF Apollo MS Grade 6	43%	54%	35%
AF Apollo MS Grade 7	42%	49%	25%
AF Apollo MS Grade 8	null	15%	20%
AF Brownsville MS Grade 5	61%	32%	37%
AF Brownsville MS Grade 6	35%	21%	26%
AF Brownsville MS Grade 7	57%	67%	42%
AF Brownsville MS Grade 8	null	25%	41%
AF Bushwick MS Grade 5	60%	44%	42%
AF Bushwick MS Grade 6	null	null	null
AF Bushwick MS Grade 7	null	33%	29%
AF Bushwick MS Grade 8	null	60%	64%
AF Endeavor MS Grade 5	62%	53%	62%
AF Endeavor MS Grade 6	51%	56%	49%
AF Endeavor MS Grade 7	41%	60%	42%
AF Endeavor MS Grade 8	null	60%	58%
AF East New York MS Grade 5	43%	35%	35%
AF East New York MS Grade 6	42%	55%	47%
AF East New York MS Grade 7	null	77%	53%
AF East New York MS Grade 8	null	76%	83%
AF North Brooklyn Prep MS Grade 5	52%	38%	27%
AF North Brooklyn Prep MS Grade 6	44%	43%	44%
AF North Brooklyn Prep MS Grade 7	49%	60%	44%
AF Voyager MS Grade 5	72%	45%	40%
AF Voyager MS Grade 6	15%	null	null
AF Voyager MS Grade 7	66%	62%	53%
AF Voyager MS Grade 8	null	46%	49%

## 2020-21 ACCOUNTABILITY PLAN PROGRESS REPORT

AF Crown Heights MS Grade 5	63%	41%	27%
AF Crown Heights MS Grade 6	40%	35%	32%
AF Crown Heights MS Grade 7	41%	39%	48%
AF Crown Heights MS Grade 8	null	30%	45%

### 20-21 Science Classic MS SEP (science and engineering ) Data:

Constructing explanations and designing solutions in 6–8 builds on K–5 experiences and progresses to include constructing explanations and designing solutions supported by multiple sources of evidence consistent with scientific ideas, principles, and theories.

School	% Proficient Claims	% Proficient Evidence	% Proficient Reasoning
AF Apollo MS Grade 5	83%	58%	53%
AF Apollo MS Grade 6	78%	48%	35%
AF Apollo MS Grade 7	47%	42%	31%
AF Apollo MS Grade 8	62%	32%	28%
AF Brownsville MS Grade 5	69%	44%	39%
AF Brownsville MS Grade 6	60%	33%	31%
AF Brownsville MS Grade 7	70%	44%	28%
AF Brownsville MS Grade 8	74%	49%	27%
AF Bushwick MS Grade 5	null	null	41%
AF Bushwick MS Grade 6	null	null	null
AF Bushwick MS Grade 7	50%	50%	25%
AF Bushwick MS Grade 8	76%	69%	59%
AF Endeavor MS Grade 5	72%	63%	45%
AF Endeavor MS Grade 6	55%	36%	20%
AF Endeavor MS Grade 7	67%	61%	53%
AF Endeavor MS Grade 8	75%	52%	45%
AF East New York MS Grade 5	72%	56%	40%
AF East New York MS Grade 6	60%	52%	34%
AF East New York MS Grade 7	67%	57%	51%
AF East New York MS Grade 8	88%	53%	56%



## 2020-21 ACCOUNTABILITY PLAN PROGRESS REPORT

AF North Brooklyn Prep MS Grade 5	50%	38%	22%
AF North Brooklyn Prep MS Grade 6	81%	57%	45%
AF North Brooklyn Prep MS Grade 7	75%	64%	54%
AF Voyager MS Grade 5	95%	80%	44%
AF Voyager MS Grade 6	58%	33%	24%
AF Voyager MS Grade 7	74%	56%	50%
AF Voyager MS Grade 8	79%	64%	49%
AF Crown Heights MS Grade 5	65%	52%	30%
AF Crown Heights MS Grade 6	58%	47%	34%
AF Crown Heights MS Grade 7	61%	49%	30%
AF Crown Heights MS Grade 8	79%	61%	53%

There is significant variation in gaps across schools.

Middle School Specific Context		
Classic NY Schools	Apollo MS Brownsville MS Bushwick MS Bushwick Empower MS Crown Heights MS East New York MS Endeavor MS North Brooklyn Prep MS Voyager MS	<p>End of Year assessments are built aligned to the NGSS framework and New York State Science standards for three-dimensional science. The assessments were built with this framework to ensure that all students, including those from non-dominant groups, have access to a high-quality and rigorous science education that prepares them for college, career, and citizenship. The criteria used in their design focuses on <b>three-dimensional performance</b>. EOY Assessments require students to make sense of phenomena and solve problems by integrating the three dimensions. The assessment tasks elicit sense-making and problem solving by focusing strongly on reasoning using scientific and engineering evidence, models, and principles.</p> <p>The summative assessment samples across conceptual understanding of core science ideas and crosscutting concepts, elements of scientific practices, and purposeful application of science as described by Framework-based standards.</p> <p>The assessments allow for robust information to be gathered for students with varied levels of achievement by providing opportunities that</p>

## 2020-21 ACCOUNTABILITY PLAN PROGRESS REPORT

		<p>require all students to demonstrate varying levels of reasoning across life, physical, and Earth and space sciences as well as engineering, via SEPs and CCCs that range in grade-appropriate sophistication.</p> <p>That data from our EOY assessments is listed below.</p>
--	--	---

<b>EOY Science IA Proficiency by school</b>			
School name	# of Test Takers	Number Proficient	Percent Proficient
AF Apollo MS	359	58	16.2%
AF Aspire MS	303	88	29.0%
AF Brooklyn HS	335	66	19.7%
AF Brownsville MS	352	54	15.3%
AF Bushwick Empower MS	8	0	0.0%
AF Bushwick MS	259	23	8.9%
AF Crown Heights MS	321	101	31.5%
AF East Brooklyn HS	105	4	3.8%
AF East New York MS	245	51	20.8%
AF Endeavor MS	385	91	23.6%
AF Linden MS	237	52	21.9%
AF North Brooklyn Prep MS	272	56	20.6%
AF University Prep HS	298	13	4.4%
AF Voyager MS	215	38	17.7%

In 2020-21, none of the schools or grades approached the target of 75% on the New York State science aligned cut scores. Note that AF Empower is a restrictive setting that is comprised 100% of students with disabilities.

<b>EOY Science IA Proficiency by school and grade</b>				
School name	Grade level	# of Test Takers	Number Proficient	Percent Proficient
AF Apollo MS	5	87	19	21.8%

## 2020-21 ACCOUNTABILITY PLAN PROGRESS REPORT

AF Apollo MS	6	90	16	17.8%
AF Apollo MS	7	89	12	13.5%
AF Apollo MS	8	93	11	11.8%
AF Aspire MS	5	100	12	12.0%
AF Aspire MS	6	58	12	20.7%
AF Aspire MS	7	57	42	73.7%
AF Aspire MS	8	88	22	25.0%
AF Brooklyn HS	10	114	52	45.6%
AF Brooklyn HS	11	85	0	0.0%
AF Brooklyn HS	9	136	14	10.3%
AF Brownsville MS	5	80	10	12.5%
AF Brownsville MS	6	91	6	6.6%
AF Brownsville MS	7	89	24	27.0%
AF Brownsville MS	8	92	14	15.2%
AF Bushwick Empower MS	5	4	0	0.0%
AF Bushwick Empower MS	6	4	0	0.0%
AF Bushwick MS	5	87	12	13.8%
AF Bushwick MS	6	88	0	0.0%
AF Bushwick MS	7	43	0	0.0%
AF Bushwick MS	8	41	11	26.8%
AF Crown Heights MS	5	85	22	25.9%
AF Crown Heights MS	6	85	32	37.6%
AF Crown Heights MS	7	75	26	34.7%
AF Crown Heights MS	8	76	21	27.6%
AF East Brooklyn HS	11	105	4	3.8%
AF East New York MS	5	63	3	4.8%
AF East New York MS	6	61	6	9.8%
AF East New York MS	7	63	24	38.1%
AF East New York MS	8	58	18	31.0%
AF Endeavor MS	5	96	29	30.2%
AF Endeavor MS	6	95	10	10.5%

## 2020-21 ACCOUNTABILITY PLAN PROGRESS REPORT

AF Endeavor MS	7	99	28	28.3%
AF Endeavor MS	8	95	24	25.3%
AF Linden MS	5	82	10	12.2%
AF Linden MS	6	82	19	23.2%
AF Linden MS	7	73	23	31.5%
AF North Brooklyn Prep MS	5	98	8	8.2%
AF North Brooklyn Prep MS	6	83	17	20.5%
AF North Brooklyn Prep MS	7	91	31	34.1%
AF University Prep HS	10	109	1	0.9%
AF University Prep HS	11	71	10	14.1%
AF University Prep HS	9	118	2	1.7%
AF Voyager MS	5	26	5	19.2%
AF Voyager MS	6	62	3	4.8%
AF Voyager MS	7	67	16	23.9%
AF Voyager MS	8	60	14	23.3%

None of the grades attained the target. Note that AF Empower is a restrictive setting that is comprised 100% of students with disabilities. In middle school grades test completion rates were sufficient but inconsistent across schools, ranging from 60% - 99%. There were some grades that fell below our minimum 75% completion threshold and schools acknowledge that these rates are far below our standard 95% threshold.

### ADDITIONAL CONTEXT AND EVIDENCE

Classic Science Context: Without the consistency of year over year state tests, absolute performance is difficult to put into context. Falling short of target in all schools by such significant margins is a lesson enough that a year of remote learning under the harshest conditions for students and teachers has taken its toll.

Assessing SEPs (Science and Engineering Practices) was also made difficult during the 20-21 school year. SEPs are meaningful tools to deepen student exploration or sense-making of the phenomena. Given the constraints of 100% remote instruction, students could not adequately employ sense-making to the phenomenon or problem being addressed in specific grade bands.

SUMMARY OF THE ELEMENTARY AND MIDDLE SCIENCE GOAL

Elementary	
Classic MS	Our science program was modified during SY20-21 to ensure student safety, student engagement and student thinking aligned to the NGSS and New York Science standards were met. The intentional removal of hands-on inquiry which allows our students sustained opportunities to work with and develop underlying ideas and appreciate their interconnectedness, a core aspect of our program, led to low absolute proficiency. Absolute proficiency suffered significantly in science in a year that nothing was the same for students, teachers, and families. The learning loss students experienced during a year where students who lost the opportunity to build content, skills, and practices through hands-on inquiry was seen across all our schools.
Greenfield MS	S&D needs to pull the paceline data report percentages – can include YOY as well as for 20-21 (do not pull SDL because of low completion and deprioritization and misaligned to standards)

ACTION PLAN

Elementary	In elementary, a strength of the program has been the amount of time students spend in hands-on experiments, and their ability to debrief. Moving forward, a main focus is stronger alignment between elementary and middle school programs. This year, the team is focused on revising 4 <sup>th</sup> grade materials so that they better fit the rigor of NGSS standards and prepare students for the cognitive and academic demands of middle school. Additionally, this year we are researching best-in-class science materials to determine what and where we can pilot in 22-23, for further expansion in 23-24. For all grades, we will be engaging in lesson revision to ensure that all Daily Lesson Resources are aligned to AF COVID Response Plan and are hybrid/remote ready. Lessons will continue to be revised and refined to ensure scholar and teacher safety. For remote materials, simulations will be added to help replace hands on experiences and foster student engagement. In addition, we will ensure that all resources support culturally competent instruction; this work began in 20-21 with the addition biography lessons to increase representation of BIPOC in science instruction.
Classic MS	Our science program was modified during SY20-21 to ensure student safety, student engagement and student thinking aligned to the NGSS and New York Science standards were met. The intentional removal of hands-on inquiry which allows our students sustained opportunities to work with and

	<p>develop underlying ideas and appreciate their interconnectedness, a core aspect of our program, led to low absolute proficiency. Absolute proficiency suffered significantly in science in a year that nothing was the same for students, teachers, and families. The learning loss students experienced during a year where students who lost the opportunity to build content, skills, and practices through hands-on inquiry was seen across all our schools.</p> <p>The introduction of Bi-Weekly Quizzes has illustrated student progress on the continuum toward the goals established by the standards at each grade band. School year 21-22, will continue to focus on providing the kinds of student learning experiences that would prepare students to use the three dimensions (science and engineering practices, disciplinary core ideas, crosscutting concepts) to identify and interpret evidence and engage in scientific reasoning as they make sense of phenomena and address problems.</p> <p>Curricular modifications for AF science are prioritizing the NGSS set expectations that students demonstrate what they know and can do via purposeful application. The expectation for our curricular modifications and reviving of inquiry, then, is for tasks that require students to use the three-dimensions to make sense of phenomena or to define and solve authentic problems.</p> <p>In addition to bi-weekly internal assessments, AF Brooklyn schools have set aggressive goals to administer standardized assessments in science during the 2020-21 academic year, NWEA MAP.</p>
<p>Greenfield MS</p>	<p>The unit assessments include the 3 dimensions</p> <p>Elevation of rigor</p> <p>Alignment of the curriculum to phenomenon driven inquiry</p> <p>Increased opportunity for formative data collection aligned to unit learning targets and teacher response via paceline</p> <p>We've also shifted paceline to include CW grades as part of the OM</p> <p>Integration of UDL into curricular and PD strategy</p> <p>Co-teaching has been integrated into the GF campuses for science in partnership with TSE</p>

## GOAL 4: ESSA

Due to COVID-19 and the subsequent changes to the state’s testing, accountability, and federal reporting requirements, the 2020-21 school accountability statuses are the same as those assigned for the 2019-20 school year. The 2019-20 accountability statuses were based on 2018-19 exam results. Assigned accountability designations and further context can be found [here](#).

### Goal 7: Absolute Measure

Under the state’s ESSA accountability system, the school is in good standing: the state has not identified the school for comprehensive or targeted improvement.

## METHOD

Because *all* students are expected to meet the state's performance standards, the federal statute stipulates that various sub-populations and demographic categories of students among all tested students must meet the state standard in and of themselves aside from the overall school results. As New York State, like all states, is required to establish a specific system for making these determinations for its public schools, charter schools do not have latitude in establishing their own performance levels or criteria of success for meeting the ESSA accountability requirements. Each year, the state issues School Report Cards that indicate a school’s status under the state accountability system.

## RESULTS AND EVALUATION

All of the AF Brooklyn schools are in good standing in 2020-21.

## ADDITIONAL EVIDENCE

All AF Brooklyn schools have historically been in good standing with ESSA.

Accountability Status by Year

Year	Status
2018-19	Good Standing
2019-20	Good Standing
2020-21	Good Standing

## APPENDIX A: DATA REPORTING TABLES

The following section contains tables for reporting grade-level and school-level results under the ELA and mathematics goal areas. The tables align to the measures and targets for the NWEA MAP and i-Ready assessments. Schools that administer other nationally-normed assessments or internally-developed assessment should modify these tables as necessary.

Paste the completed tables in the “Results and Evaluation” sections under the respective goal area. Table titles need to be adapted to reflect the appropriate subject area, i.e., English language arts, mathematics, etc.

Guidance for calculating the results in each of the tables below is available [here](#).

### NWEA

2020-21 NWEA MAP [ELA/Mathematics] Assessment End of Year Results					
Measure	Subgroup	Target	Tested	Results	Met?
Measure 1: Each year, the school's median growth percentile of all 3 <sup>rd</sup> through 8 <sup>th</sup> grade students will be greater than 50. Student growth is the difference between the beginning of year score and the end of year score.	All students	50	[#]	[X]	[Yes/No]
Measure 2: Each year, the school's median growth percentile of all 3 <sup>rd</sup> through 8 <sup>th</sup> grade students whose achievement did not meet or exceed the RIT score proficiency equivalent in the fall will meet or exceed 55 in the spring administration.	Low initial achievers	55	[#]	[X]	[Yes/No]
Measure 3: Each year, the median growth percentile of 3 <sup>rd</sup> through 8 <sup>th</sup> grade students with disabilities at the school will be equal to or greater than the median growth of 3 <sup>rd</sup> through 8 <sup>th</sup> grade general education students at the school.	Students with disabilities <sup>1</sup>	[X] <sup>2</sup>	[#]	[X]	[Yes/No]

<sup>1</sup> Schools may elect to report the aggregated data for a different subpopulation of students if the total tested number of students with disabilities is 5 or fewer, or if the school’s mission aligns to serving a different specific subpopulation. For schools that choose a different subpopulation (e.g. English language learners, students experiencing housing insecurity, etc.), please explain the rationale in the narrative section

<sup>2</sup> Target should reflect the median growth percentile for all general education students. In the case that the school elects to measure the achievement of a different subpopulation, the target should reflect the median growth percentile of all students at the school not included in that subpopulation.



## 2020-21 ACCOUNTABILITY PLAN PROGRESS REPORT

Measure 4: Each year, 75% of 3 <sup>rd</sup> through 8 <sup>th</sup> grade students enrolled in at least their second year at the school will meet or exceed the RIT score proficiency equivalent according to the most recent linking study comparing NWEA Growth to New York State standards. <sup>3</sup>	2+ students	75%	[#]	[%]	[Yes/No]
--	-------------	-----	-----	-----	----------

### End of Year Performance on 2020-21 NWEA MAP [ELA/Mathematics] Assessment By All Students and Students Enrolled in At Least Their Second Year

Grades	All Students		Enrolled in at least their Second Year	
	Percent Proficient <sup>4</sup>	Number Tested	Percent Proficient	Number Tested
3				
4				
5				
6				
7				
8				
All				

### End of Year Growth on 2020-21 NWEA MAP [ELA/Mathematics] Assessment By All Students

Grades	Median Growth Percentile	Number Tested
3		
4		
5		
6		
7		
8		
All		

<sup>3</sup> <https://www.nwea.org/content/uploads/2020/02/NY-MAP-Growth-Linking-Study-Report-2020-07-22.pdf>.

<sup>4</sup> Proficient is defined as scoring at or above the grade-level RIT score cut score according to the most recently available linking study found [here](#). Refer to pages 15-16, tables 3.5 and 3.6.

# 2020-21 ACCOUNTABILITY PLAN PROGRESS REPORT

## I-READY

### 2020-21 i-Ready [ELA/Mathematics] Assessment End of Year Results

Measure	Subgroup	Target	Tested	Results	Met?
Measure 1: Each year, the school's median percent progress to Annual Typical Growth of 3 <sup>rd</sup> through 8 <sup>th</sup> grade students will be equal to or greater than 100%.	All students	100%	[#]	[%]	[Yes/No]
Measure 2: Each year, the school's median percent progress to Annual Typical Growth of all 3 <sup>rd</sup> through 8 <sup>th</sup> grade students who were two or more grade levels below grade level in the fall will be equal to or greater than 110% by the spring assessment administration.	Low initial achievers	110%	[#]	[%]	[Yes/No]
Measure 3: Each year, the median percent progress to Annual Typical Growth of 3 <sup>rd</sup> through 8 <sup>th</sup> grade students with disabilities at the school will be equal to or greater than the median percent progress to Annual Typical Growth of 3 <sup>rd</sup> through 8 <sup>th</sup> grade general education students at the school.	Students with disabilities <sup>5</sup>	[%] <sup>6</sup>	[#]	[%]	[Yes/No]
Measure 4: Each year, 75% of 3 <sup>rd</sup> through 8 <sup>th</sup> grade students enrolled in at least their second year at the school will score at the <i>mid on-grade level</i> or above scale score for the year-end assessment.	2+ students	75%	[#]	[%]	[Yes/No]

### End of Year Performance on 2020-21 i-Ready [ELA/Mathematics] Assessment By All Students and Students Enrolled in At Least Their Second Year

Grades	All Students		Enrolled in at least their Second Year	
	Percent Mid-On Grade Level or Above	Number Tested	Percent Mid-On Grade Level or Above	Number Tested
3				

<sup>5</sup> Schools may elect to report the aggregated data for a different subpopulation of students if the total tested number of students with disabilities is 5 or fewer, or if the school's mission aligns to serving a different specific subpopulation. For schools that choose a different subpopulation (e.g. English language learners, homeless students, etc.), please explain the rationale in the narrative section

<sup>6</sup> Target should reflect the median percent of progress to Annual Typical Growth for all general education students. In the case that the school elects to measure the achievement of a different subpopulation, the target should reflect the median percent of progress to Annual Typical Growth of all students at the school not included in that subpopulation.

## 2020-21 ACCOUNTABILITY PLAN PROGRESS REPORT

4				
5				
6				
7				
8				
All				

### End of Year Growth on 2020-21 i-Ready [ELA/Mathematics] Assessment By All Students

Grades	Median Percent of Annual Typical Growth	Number Tested
3		
4		
5		
6		
7		
8		
All		



**GENERAL INSTRUCTIONS FOR  
ANNUAL BUDGET/QUARTERLY REPORT**

**TEMPLATE TABS**




**1- GRAY tab contains the Instructions**

<a href="#">Instructions</a>	Provides description of tabs and input requirements.
<a href="#">Funding by District</a>	Charter School Tuition Rates

**2- BLUE tabs require input of information**

<a href="#">1.) Name of School</a>	>Select school name from list. >Enter contact information.
<a href="#">2.) Enrollment</a>	Enter enrollment information for Annual Budget (& Revisions) and Quarterly Actuals. Includes: >Enrollment by Grade >Enrollment by District
<a href="#">3.) Staffing Plan</a>	Enter staffing plan information for Annual Budget (& Revisions) and Quarterly Actuals. Includes: >Full Time Equivalent (FTE), by Position Category, By Quarter >"Prior Year" column may <i>initially</i> be completed based upon preliminary data, and <i>subsequently</i> adjusted with Annual Audited data when the Quarter 2 Actuals are being submitted.
<a href="#">4.) Yearly Budget</a>	Enter Yearly Budget information. Includes: >"Prior Year" column may <i>initially</i> be completed based upon preliminary data, and <i>subsequently</i> adjusted with Annual Audited data when the Quarter 2 Actuals are being submitted. (Note: Quarterly Revenue allocation may be set) >Budgeted Enrollment data and Per Pupil Revenue for the current year are populated based upon input on tab "2.) Enrollment." >Budgeted FTE for current year is populated based upon input on tab "3.) Staffing Plan." >All other sources of revenue >All expenses >Budget Revisions, as necessary and <i>approved</i> by the school's Board of Directors, should be submitted when submitting Quarterly Actuals.
<a href="#">5.) Balance Sheet</a>	Enter Balance Sheet information for EdCorps. Separate schools merged into a primary EdCorp should NOT use this tab. >"Prior Year" column may be <i>initially</i> completed based upon preliminary data, and <i>subsequently</i> adjusted with Annual Audited data when the Quarter 2 Actuals are being submitted.
<a href="#">6.) Quarterly Report</a>	Enter Actual Quarterly Report information. Includes: >Actual Enrollment data and Per Pupil Revenue for the current year are populated based upon input on tab "2.) Enrollment." >Actual FTE for current year is populated based upon input on tab "3.) Staffing Plan." >All other sources of revenue >All expenses
<a href="#">7.) Annual Report Requirement</a>	Complete when submitting Actual Quarter 4.

**CELL COLORS & GUIDANCE COMMENTS**

-  = Enter information into the light BLUE shaded cells.
-  = Cells labeled in ORANGE contain guidance regarding the input of information.
-  = Cells containing RED triangles in the upper right corner contain "guidance comments" on that particular line item. Please "mouse-over" the triangle to reveal each comment.

**Charter Funding Alphabetical By NYS School District**  
**\* (Sum of Charter School Basic Tuition and Supplemental Basic Tuition)**



## ANNUAL BUDGET & QUARTERLY REPORT TEMPLATE

### Achievement First Endeavor Charter School

#### SCHOOL

<b>Name:</b>	Achievement First Endeavor Charter School
--------------	---

#### CONTACT INFORMATION

<b>Contact Name:</b>	Jennifer Rhoads
<b>Contact Title:</b>	Associate Director of Finance
<b>Contact Email:</b>	[REDACTED]
<b>Contact Phone:</b>	[REDACTED]

#### REPORT PERIOD

<b>Current Academic Year:</b>	2021-22
<b>Prior Academic Year:</b>	2020-21

**ACHIEVEMENT FIRST ENDEAVOR CHARTER SCHOOL  
2021-22**

**ENROLLMENT BY GRADES**

GRADES	K	1	2	3	4	5	6	7	8	9	10	11	12
INITIAL BUDGETED ENROLLMENT	69	69	106	93	93	98	98	98	97				
TOTAL ENROLLMENT = 821													

**ENROLLMENT BY DISTRICT**

		PRIOR YEAR	ANNUAL BUDGET TOTAL DISTRICTS/ENROLLMENT BY QUARTER								ACTUAL QUARTERLY TOTAL DISTRICTS/ENROLLMENT			
		ACTUAL	QUARTER 1		QUARTER 2		QUARTER 3		QUARTER 4		QUARTER 1	QUARTER 2	QUARTER 3	QUARTER 4
			Original	Revised	Original	Revised	Original	Revised	Original	Revised	Actual	Actual	Actual	Actual
NUMBER OF SCHOOL DISTRICTS ENROLLED:		1	1	1	1	1	1	1	1	1	1	0	0	0
NUMBER OF STUDENTS ENROLLED:		849	821	821	821	821	821	821	821	821	784	0	0	0
<i>*NOTE: If there are NO budget revisions at the time of quarterly submittal leave the 'REVISED' Column(s) COMPLETELY BLANK. If budget revisions ARE made, the entire "REVISED" budget columns for the affected quarter(s) must be completed on tabs 2, 3 and 4.</i>														
		PRIOR YEAR	ANNUAL BUDGET ENROLLMENT BY QUARTER								ACTUAL ENROLLMENT BY QUARTER			
		2020-21	QUARTER 1		QUARTER 2		QUARTER 3		QUARTER 4		QUARTER 1	QUARTER 2	QUARTER 3	QUARTER 4
PRIMARY/OTHER	DISTRICT NAME(S)	Actual Enrollment	Original Budgeted Enrollment	Revised Budgeted Enrollment	Original Budgeted Enrollment	Revised Budgeted Enrollment	Original Budgeted Enrollment	Revised Budgeted Enrollment	Original Budgeted Enrollment	Revised Budgeted Enrollment	Actual Enrollment	Actual Enrollment	Actual Enrollment	Actual Enrollment
1	PRIMARY District NYC CHANCELLOR'S OFFICE	849	821	821	821	821	821	821	821	821	784			
2	SECONDARY District (Select from drop-down list) →													

		PRIOR YEAR	ANNUAL BUDGET ENROLLMENT BY QUARTER								ACTUAL ENROLLMENT BY QUARTER			
		2020-21	QUARTER 1		QUARTER 2		QUARTER 3		QUARTER 4		QUARTER 1	QUARTER 2	QUARTER 3	QUARTER 4
PRIMARY/OTHER	DISTRICT NAME(S)	Actual Enrollment	Original Budgeted Enrollment	<i>Revised</i> Budgeted Enrollment	Original Budgeted Enrollment	<i>Revised</i> Budgeted Enrollment	Original Budgeted Enrollment	<i>Revised</i> Budgeted Enrollment	Original Budgeted Enrollment	<i>Revised</i> Budgeted Enrollment	Actual Enrollment	Actual Enrollment	Actual Enrollment	Actual Enrollment







**ACHIEVEMENT FIRST ENDEAVOR CHARTER SCHOOL  
2021-22**

**STAFFING PLAN - FULL TIME EQUIVALENT ("FTE")**

**\*NOTE:** Enter the number of FTE positions in the "blue" cells.

**\*NOTE:** If there are NO budget revisions at the time of quarterly submittal leave the 'REVISED' Column(s) COMPLETELY BLANK. If budget revisions ARE made, the entire "REVISED" budget columns for the affected quarter(s) must be completed on tabs 2, 3 and 4.

**\*NOTE:** Each quarter, the actual FTE should be input.

**\*NOTE:** State the assumptions that are being made for personnel FTE levels.

ADMINISTRATIVE PERSONNEL FTE		PRIOR YEAR	ANNUAL BUDGETED FTE								ACTUAL QUARTERLY FTE				Description of Assumptions
2020-21		2020-21	Q1		Q2		Q3		Q4		Q1	Q2	Q3	Q4	
ACTUAL		ACTUAL	Original	Revised	Original	Revised	Original	Revised	Original	Revised	Actual	Actual	Actual	Actual	
Executive Management	2.0	2.0	4.0	5.0	4.0	5.0	4.0	5.0	4.0	5.0	2.0				
Instructional Management															
Deans, Directors & Coordinators	14.0	14.0	12.0	13.0	12.0	13.0	12.0	13.0	12.0	13.0	13.0				
CFO / Director of Finance															
Operation / Business Manager	2.0	2.0	2.0	2.0	2.0	2.0	2.0	2.0	2.0	2.0	2.0				
Administrative Staff	5.0	5.0	5.0	5.0	5.0	5.0	5.0	5.0	5.0	5.0	4.0				
<b>TOTAL ADMINISTRATIVE STAFF</b>	<b>23.0</b>	<b>23.0</b>	<b>23.0</b>	<b>25.0</b>	<b>23.0</b>	<b>25.0</b>	<b>23.0</b>	<b>25.0</b>	<b>23.0</b>	<b>25.0</b>	<b>21.0</b>	<b>0.0</b>	<b>0.0</b>	<b>0.0</b>	
INSTRUCTIONAL PERSONNEL FTE		PRIOR YEAR	ANNUAL BUDGETED FTE								ACTUAL QUARTERLY FTE				Description of Assumptions
2020-21		2020-21	Q1		Q2		Q3		Q4		Q1	Q2	Q3	Q4	
ACTUAL		ACTUAL	Original	Revised	Original	Revised	Original	Revised	Original	Revised	Actual	Actual	Actual	Actual	
Teachers - Regular	68.0	68.0	71.0	70.0	71.0	70.0	71.0	70.0	71.0	70.0	69.0				
Teachers - SPED															
Substitute Teachers															
Teaching Assistants	3.0	3.0	5.0	6.0	5.0	6.0	5.0	6.0	5.0	6.0	6.0				
Specialty Teachers															
Aides															
Therapists & Counselors	2.0	2.0	7.0	8.0	7.0	8.0	7.0	8.0	7.0	8.0	2.0				
Other											4.0				
<b>TOTAL INSTRUCTIONAL</b>	<b>73.0</b>	<b>73.0</b>	<b>83.0</b>	<b>84.0</b>	<b>83.0</b>	<b>84.0</b>	<b>83.0</b>	<b>84.0</b>	<b>83.0</b>	<b>84.0</b>	<b>81.0</b>	<b>0.0</b>	<b>0.0</b>	<b>0.0</b>	
NON-INSTRUCTIONAL PERSONNEL FTE		PRIOR YEAR	ANNUAL BUDGETED FTE								ACTUAL QUARTERLY FTE				Description of Assumptions
2020-21		2020-21	Q1		Q2		Q3		Q4		Q1	Q2	Q3	Q4	
ACTUAL		ACTUAL	Original	Revised	Original	Revised	Original	Revised	Original	Revised	Actual	Actual	Actual	Actual	
Nurse															
Librarian															
Custodian															
Security															
Other	4.0	4.0													
<b>TOTAL NON-INSTRUCTIONAL</b>	<b>4.0</b>	<b>4.0</b>	<b>0.0</b>	<b>0.0</b>	<b>0.0</b>	<b>0.0</b>	<b>0.0</b>	<b>0.0</b>	<b>0.0</b>	<b>0.0</b>	<b>0.0</b>	<b>0.0</b>	<b>0.0</b>	<b>0.0</b>	
<b>TOTAL PERSONNEL SERVICE FTE</b>	<b>100.0</b>	<b>100.0</b>	<b>106.0</b>	<b>109.0</b>	<b>106.0</b>	<b>109.0</b>	<b>106.0</b>	<b>109.0</b>	<b>106.0</b>	<b>109.0</b>	<b>102.0</b>	<b>0.0</b>	<b>0.0</b>	<b>0.0</b>	





**ACHIEVEMENT FIRST ENDEAVOR CHARTER SCHOOL**

**Budget / Operating Plan**

**2021-22**

Total Revenue	16,297,768	3,961,317	3,457,231	(504,086)	3,961,317	3,457,231	(504,086)	3,961,317	3,457,231	(504,086)	3,961,317	3,457,231	(504,086)
Total Expenses	14,379,893	3,961,317	-	3,961,317	3,961,317	-	3,961,317	3,961,317	-	3,961,317	3,961,317	-	3,961,317
Net Income	1,917,875	-	3,457,231	3,457,231	-	3,457,231	3,457,231	-	3,457,231	3,457,231	-	3,457,231	3,457,231
Actual Student Enrollment	849	821	821	-	821	821	-	821	821	-	821	821	-

Prior Year Actual 2020-21 Revenue Per Pupil	1st Quarter - 7/1 - 9/30			2nd Quarter - 10/1 - 12/31			3rd Quarter - 1/1 - 3/31			4th Quarter - 4/1 - 6/30		
	Original Budget	Revised Budget	Variance	Original Budget	Revised Budget	Variance	Original Budget	Revised Budget	Variance	Original Budget	Revised Budget	Variance

**EXPENSES**

**ADMINISTRATIVE STAFF PERSONNEL COSTS**

Avg. No. of  
Positions

Executive Management	5.00	334,955	121,355		121,355	121,355		121,355	121,355		121,355	121,355		121,355
Instructional Management	-	-	-		-	-		-	-		-	-		-
Deans, Directors & Coordinators	13.00	1,419,904	287,673		287,673	287,673		287,673	287,673		287,673	287,673		287,673
CFO / Director of Finance	-	-	-		-	-		-	-		-	-		-
Operation / Business Manager	2.00	236,694	56,714		56,714	56,714		56,714	56,714		56,714	56,714		56,714
Administrative Staff	5.00	475,843	86,479		86,479	86,479		86,479	86,479		86,479	86,479		86,479
<b>TOTAL ADMINISTRATIVE STAFF</b>	<b>25.00</b>	<b>2,467,397</b>	<b>552,221</b>	<b>-</b>	<b>552,221</b>	<b>552,221</b>	<b>-</b>	<b>552,221</b>	<b>552,221</b>	<b>-</b>	<b>552,221</b>	<b>552,221</b>	<b>-</b>	<b>552,221</b>

**INSTRUCTIONAL PERSONNEL COSTS**

Teachers - Regular	70.00	5,430,485	1,439,265		1,439,265	1,439,265		1,439,265	1,439,265		1,439,265	1,439,265		1,439,265
Teachers - SPED	-	-	-		-	-		-	-		-	-		-
Substitute Teachers	-	-	-		-	-		-	-		-	-		-
Teaching Assistants	6.00	399,470	63,383		63,383	63,383		63,383	63,383		63,383	63,383		63,383
Specialty Teachers	-	-	-		-	-		-	-		-	-		-
Aides	-	48,812	-		-	-		-	-		-	-		-
Therapists & Counselors	8.00	492,040	127,925		127,925	127,925		127,925	127,925		127,925	127,925		127,925
Other	-	145,122	-		-	-		-	-		-	-		-
<b>TOTAL INSTRUCTIONAL</b>	<b>84.00</b>	<b>6,515,930</b>	<b>1,630,573</b>	<b>-</b>	<b>1,630,573</b>	<b>1,630,573</b>	<b>-</b>	<b>1,630,573</b>	<b>1,630,573</b>	<b>-</b>	<b>1,630,573</b>	<b>1,630,573</b>	<b>-</b>	<b>1,630,573</b>

**NON-INSTRUCTIONAL PERSONNEL COSTS**

Nurse	-	-	-		-	-		-	-		-	-		-
Librarian	-	-	-		-	-		-	-		-	-		-
Custodian	-	-	-		-	-		-	-		-	-		-
Security	-	-	-		-	-		-	-		-	-		-
Other	-	-	6,804		6,804	6,804		6,804	6,804		6,804	6,804		6,804
<b>TOTAL NON-INSTRUCTIONAL</b>	<b>-</b>	<b>-</b>	<b>6,804</b>	<b>-</b>	<b>6,804</b>	<b>6,804</b>	<b>-</b>	<b>6,804</b>	<b>6,804</b>	<b>-</b>	<b>6,804</b>	<b>6,804</b>	<b>-</b>	<b>6,804</b>

**SUBTOTAL PERSONNEL SERVICE COSTS**

109.00	8,983,327	2,189,598	-	2,189,598	2,189,598	-	2,189,598	2,189,598	-	2,189,598	2,189,598	-	2,189,598
--------	-----------	-----------	---	-----------	-----------	---	-----------	-----------	---	-----------	-----------	---	-----------

**PAYROLL TAXES AND BENEFITS**

Payroll Taxes		692,159	172,072		172,072	172,072		172,072	172,072		172,072	172,072		172,072
Fringe / Employee Benefits		785,059	261,639		261,639	261,639		261,639	261,639		261,639	261,639		261,639
Retirement / Pension		-	-		-	-		-	-		-	-		-
<b>TOTAL PAYROLL TAXES AND BENEFITS</b>		<b>1,477,218</b>	<b>433,711</b>	<b>-</b>	<b>433,711</b>	<b>433,711</b>	<b>-</b>	<b>433,711</b>	<b>433,711</b>	<b>-</b>	<b>433,711</b>	<b>433,711</b>	<b>-</b>	<b>433,711</b>

**TOTAL PERSONNEL SERVICE COSTS**

109.00	10,460,545	2,623,309	-	2,623,309	2,623,309	-	2,623,309	2,623,309	-	2,623,309	2,623,309	-	2,623,309
--------	------------	-----------	---	-----------	-----------	---	-----------	-----------	---	-----------	-----------	---	-----------

**CONTRACTED SERVICES**

Accounting / Audit		14,618	5,000		5,000	5,000		5,000	5,000		5,000	5,000		5,000
Legal		-	14,076		14,076	14,076		14,076	14,076		14,076	14,076		14,076
Management Company Fee		53,551	14,203		14,203	14,203		14,203	14,203		14,203	14,203		14,203
Nurse Services		-	-		-	-		-	-		-	-		-
Food Service / School Lunch		-	-		-	-		-	-		-	-		-
Payroll Services		15,613	6,559		6,559	6,559		6,559	6,559		6,559	6,559		6,559
Special Ed Services		(658)	-		-	-		-	-		-	-		-
Titlement Services (i.e. Title I)		-	-		-	-		-	-		-	-		-
Other Purchased / Professional / Consulting		120,635	38,450		38,450	38,450		38,450	38,450		38,450	38,450		38,450
<b>TOTAL CONTRACTED SERVICES</b>		<b>203,759</b>	<b>78,288</b>	<b>-</b>	<b>78,288</b>	<b>78,288</b>	<b>-</b>	<b>78,288</b>	<b>78,288</b>	<b>-</b>	<b>78,288</b>	<b>78,288</b>	<b>-</b>	<b>78,288</b>



ACHIEVEMENT FIRST ENDEAVOR CHARTER SCHOOL													
Budget / Operating Plan													
2021-22													
	16,297,768	3,961,317	3,457,231	(504,086)	3,961,317	3,457,231	(504,086)	3,961,317	3,457,231	(504,086)	3,961,317	3,457,231	(504,086)
Total Revenue													
Total Expenses													
Net Income													
Actual Student Enrollment													
	Prior Year Actual 2020-21 Revenue Per Pupil	1st Quarter - 7/1 - 9/30			2nd Quarter - 10/1 - 12/31			3rd Quarter - 1/1 - 3/31			4th Quarter - 4/1 - 6/30		
		Original Budget	Revised Budget	Variance	Original Budget	Revised Budget	Variance	Original Budget	Revised Budget	Variance	Original Budget	Revised Budget	Variance
<b>SCHOOL OPERATIONS</b>													
Board Expenses	-			-			-			-			-
Classroom / Teaching Supplies & Materials	27,635	10,078		10,078	10,078		10,078	10,078		10,078	10,078		10,078
Special Ed Supplies & Materials	-			-			-			-			-
Textbooks / Workbooks	231,711	195,760		195,760	195,760		195,760	195,760		195,760	195,760		195,760
Supplies & Materials other	31,339	25,000		25,000	25,000		25,000	25,000		25,000	25,000		25,000
Equipment / Furniture	84,732	2,233		2,233	2,233		2,233	2,233		2,233	2,233		2,233
Telephone	18,582	4,365		4,365	4,365		4,365	4,365		4,365	4,365		4,365
Technology	648,007	177,524		177,524	177,524		177,524	177,524		177,524	177,524		177,524
Student Testing & Assessment	-			-			-			-			-
Field Trips	(2,625)	7,500		7,500	7,500		7,500	7,500		7,500	7,500		7,500
Transportation (student)	-			-			-			-			-
Student Services - other	1,603,293	406,552		406,552	406,552		406,552	406,552		406,552	406,552		406,552
Office Expense	38,068			-			-			-			-
Staff Development	28,868	23,407		23,407	23,407		23,407	23,407		23,407	23,407		23,407
Staff Recruitment	-			-			-			-			-
Student Recruitment / Marketing	2,304			-			-			-			-
School Meals / Lunch	-			-			-			-			-
Travel (Staff)	13			-			-			-			-
Fundraising	-			-			-			-			-
Other	58,020	133,734		133,734	133,734		133,734	133,734		133,734	133,734		133,734
<b>TOTAL SCHOOL OPERATIONS</b>	<b>2,769,947</b>	<b>986,153</b>	<b>-</b>	<b>986,153</b>	<b>986,153</b>	<b>-</b>	<b>986,153</b>	<b>986,153</b>	<b>-</b>	<b>986,153</b>	<b>986,153</b>	<b>-</b>	<b>986,153</b>
<b>FACILITY OPERATION &amp; MAINTENANCE</b>													
Insurance	124,829	3,513		3,513	3,513		3,513	3,513		3,513	3,513		3,513
Janitorial	187,413	80,248		80,248	80,248		80,248	80,248		80,248	80,248		80,248
Building and Land Rent / Lease / Facility Finance Interest	41,016	3,250.00		3,250	3,250.00		3,250	3,250.00		3,250	3,250.00		3,250
Repairs & Maintenance	136,059	33,750		33,750	33,750		33,750	33,750		33,750	33,750		33,750
Equipment / Furniture	92,093	18,750		18,750	18,750		18,750	18,750		18,750	18,750		18,750
Security	188,012	57,956		57,956	57,956		57,956	57,956		57,956	57,956		57,956
Utilities	176,220	76,100		76,100	76,100		76,100	76,100		76,100	76,100		76,100
<b>TOTAL FACILITY OPERATION &amp; MAINTENANCE</b>	<b>945,642</b>	<b>273,567</b>	<b>-</b>	<b>273,567</b>	<b>273,567</b>	<b>-</b>	<b>273,567</b>	<b>273,567</b>	<b>-</b>	<b>273,567</b>	<b>273,567</b>	<b>-</b>	<b>273,567</b>
<b>DEPRECIATION &amp; AMORTIZATION</b>				-			-			-			-
<b>COVID-19 / CONTINGENCY</b>				-			-			-			-
<b>DEFERRED RENT</b>				-			-			-			-
<b>TOTAL EXPENSES</b>	<b>14,379,893</b>	<b>3,961,317</b>	<b>-</b>	<b>3,961,317</b>	<b>3,961,317</b>	<b>-</b>	<b>3,961,317</b>	<b>3,961,317</b>	<b>-</b>	<b>3,961,317</b>	<b>3,961,317</b>	<b>-</b>	<b>3,961,317</b>
<b>NET INCOME</b>	<b>1,917,875</b>	<b>-</b>	<b>3,457,231</b>	<b>3,457,231</b>	<b>-</b>	<b>3,457,231</b>	<b>3,457,231</b>	<b>-</b>	<b>3,457,231</b>	<b>3,457,231</b>	<b>-</b>	<b>3,457,231</b>	<b>3,457,231</b>



ACHIEVEMENT FIRST ENDEAVOR CHARTER SCHOOL													
Budget / Operating Plan													
2021-22													
Total Revenue	16,297,768	3,961,317	3,457,231	(504,086)	3,961,317	3,457,231	(504,086)	3,961,317	3,457,231	(504,086)	3,961,317	3,457,231	(504,086)
Total Expenses	14,379,893	3,961,317	-	3,961,317	3,961,317	-	3,961,317	3,961,317	-	3,961,317	3,961,317	-	3,961,317
Net Income	1,917,875	-	3,457,231	3,457,231	-	3,457,231	3,457,231	-	3,457,231	3,457,231	-	3,457,231	3,457,231
Actual Student Enrollment	849	821	821	-	821	821	-	821	821	-	821	821	-
	Prior Year Actual 2020-21 Revenue Per Pupil	1st Quarter - 7/1 - 9/30			2nd Quarter - 10/1 - 12/31			3rd Quarter - 1/1 - 3/31			4th Quarter - 4/1 - 6/30		
		Original Budget	Revised Budget	Variance	Original Budget	Revised Budget	Variance	Original Budget	Revised Budget	Variance	Original Budget	Revised Budget	Variance
<b>ENROLLMENT - *School Districts Are Linked To Above Entries*</b>													
Number of Districts:	1	1	1	-	1	1	-	1	1	-	1	1	-
NYC CHANCELLOR'S OFFICE	849	821	821	-	821	821	-	821	821	-	821	821	-
-	-	-	-	-	-	-	-	-	-	-	-	-	-
-	-	-	-	-	-	-	-	-	-	-	-	-	-
-	-	-	-	-	-	-	-	-	-	-	-	-	-
-	-	-	-	-	-	-	-	-	-	-	-	-	-
-	-	-	-	-	-	-	-	-	-	-	-	-	-
-	-	-	-	-	-	-	-	-	-	-	-	-	-
-	-	-	-	-	-	-	-	-	-	-	-	-	-
-	-	-	-	-	-	-	-	-	-	-	-	-	-
-	-	-	-	-	-	-	-	-	-	-	-	-	-
-	-	-	-	-	-	-	-	-	-	-	-	-	-
-	-	-	-	-	-	-	-	-	-	-	-	-	-
-	-	-	-	-	-	-	-	-	-	-	-	-	-
-	-	-	-	-	-	-	-	-	-	-	-	-	-
-	-	-	-	-	-	-	-	-	-	-	-	-	-
-	-	-	-	-	-	-	-	-	-	-	-	-	-
ALL OTHER School Districts: ( Weighted Avg )	-	-	-	-	-	-	-	-	-	-	-	-	-
<b>TOTAL ENROLLMENT</b>	<b>849</b>	<b>821</b>	<b>821</b>	<b>-</b>	<b>821</b>	<b>821</b>	<b>-</b>	<b>821</b>	<b>821</b>	<b>-</b>	<b>821</b>	<b>821</b>	<b>-</b>
<b>REVENUE PER PUPIL</b>	<b>19,196</b>	<b>4,825</b>	<b>4,211</b>	<b>(614)</b>	<b>4,825</b>	<b>4,211</b>	<b>(614)</b>	<b>4,825</b>	<b>4,211</b>	<b>(614)</b>	<b>4,825</b>	<b>4,211</b>	<b>(614)</b>
<b>EXPENSES PER PUPIL</b>	<b>16,937</b>	<b>4,825</b>	<b>-</b>	<b>4,825</b>	<b>4,825</b>	<b>-</b>	<b>4,825</b>	<b>4,825</b>	<b>-</b>	<b>4,825</b>	<b>4,825</b>	<b>-</b>	<b>4,825</b>





		ACHIEVEMENT FIRST ENDEAVOR CHARTER SCHOOL					DESCRIPTION OF ASSUMPTIONS
		Budget / Operating Plan					
		2021-22					
		15,845,268	13,828,924	(2,016,344)	(452,500)	(2,468,844)	
Total Revenue		15,845,268	13,828,924	(2,016,344)	(452,500)	(2,468,844)	
Total Expenses		15,845,268	-	15,845,268	(1,465,375)	14,379,893	
Net Income		-	13,828,924	13,828,924	(1,917,875)	11,911,049	
Actual Student Enrollment							
		Total Year			VARIANCE		
		Original Budget	Revised Budget	Variance	Original Budget vs. PY Budget	Revised Budget vs. PY Budget	
<b>EXPENSES</b>							
<b>ADMINISTRATIVE STAFF PERSONNEL COSTS</b>							
	Avg. No. of Positions						
Executive Management	5.00	485,420	-	485,420	(150,465)	334,955	
Instructional Management	-	-	-	-	-	-	
Deans, Directors & Coordinators	13.00	1,150,692	-	1,150,692	269,212	1,419,904	
CFO / Director of Finance	-	-	-	-	-	-	
Operation / Business Manager	2.00	226,856	-	226,856	9,838	236,694	
Administrative Staff	5.00	345,916	-	345,916	129,927	475,843	
<b>TOTAL ADMINISTRATIVE STAFF</b>	<b>25.00</b>	<b>2,208,884</b>	<b>-</b>	<b>2,208,884</b>	<b>258,513</b>	<b>2,467,397</b>	
<b>INSTRUCTIONAL PERSONNEL COSTS</b>							
Teachers - Regular	70.00	5,757,060	-	5,757,060	(326,575)	5,430,485	
Teachers - SPED	-	-	-	-	-	-	
Substitute Teachers	-	-	-	-	-	-	
Teaching Assistants	6.00	253,532	-	253,532	145,938	399,470	
Specialty Teachers	-	-	-	-	-	-	
Aides	-	-	-	-	48,812	48,812	
Therapists & Counselors	8.00	511,700	-	511,700	(19,660)	492,040	
Other	-	-	-	-	145,122	145,122	
<b>TOTAL INSTRUCTIONAL</b>	<b>84.00</b>	<b>6,522,292</b>	<b>-</b>	<b>6,522,292</b>	<b>(6,362)</b>	<b>6,515,930</b>	
<b>NON-INSTRUCTIONAL PERSONNEL COSTS</b>							
Nurse	-	-	-	-	-	-	
Librarian	-	-	-	-	-	-	
Custodian	-	-	-	-	-	-	
Security	-	-	-	-	-	-	
Other	-	27,216	-	27,216	(27,216)	-	
<b>TOTAL NON-INSTRUCTIONAL</b>	<b>-</b>	<b>27,216</b>	<b>-</b>	<b>27,216</b>	<b>(27,216)</b>	<b>-</b>	
<b>SUBTOTAL PERSONNEL SERVICE COSTS</b>	<b>109.00</b>	<b>8,758,392</b>	<b>-</b>	<b>8,758,392</b>	<b>224,935</b>	<b>8,983,327</b>	
<b>PAYROLL TAXES AND BENEFITS</b>							
Payroll Taxes		688,288	-	688,288	3,871	692,159	
Fringe / Employee Benefits		1,046,556	-	1,046,556	(261,497)	785,059	
Retirement / Pension		-	-	-	-	-	
<b>TOTAL PAYROLL TAXES AND BENEFITS</b>		<b>1,734,844</b>	<b>-</b>	<b>1,734,844</b>	<b>(257,626)</b>	<b>1,477,218</b>	
<b>TOTAL PERSONNEL SERVICE COSTS</b>	<b>109.00</b>	<b>10,493,236</b>	<b>-</b>	<b>10,493,236</b>	<b>(32,691)</b>	<b>10,460,545</b>	
<b>CONTRACTED SERVICES</b>							
Accounting / Audit		20,000	-	20,000	(5,382)	14,618	
Legal		56,304	-	56,304	(56,304)	-	
Management Company Fee		56,812	-	56,812	(3,261)	53,551	
Nurse Services		-	-	-	-	-	
Food Service / School Lunch		-	-	-	-	-	
Payroll Services		26,236	-	26,236	(10,623)	15,613	
Special Ed Services		-	-	-	(658)	(658)	
Titlement Services (i.e. Title I)		-	-	-	-	-	
Other Purchased / Professional / Consulting		153,800	-	153,800	(33,165)	120,635	
<b>TOTAL CONTRACTED SERVICES</b>		<b>313,152</b>	<b>-</b>	<b>313,152</b>	<b>(109,393)</b>	<b>203,759</b>	



ACHIEVEMENT FIRST ENDEAVOR CHARTER SCHOOL						DESCRIPTION OF ASSUMPTIONS
Budget / Operating Plan						
2021-22						
Total Revenue	15,845,268	13,828,924	(2,016,344)	(452,500)	(2,468,844)	
Total Expenses	15,845,268	-	15,845,268	(1,465,375)	14,379,893	
Net Income	-	13,828,924	13,828,924	(1,917,875)	11,911,049	
Actual Student Enrollment						
Total Year			VARIANCE			
Original Budget	Revised Budget	Variance	Original Budget vs. PY Budget	Revised Budget vs. PY Budget		
<b>SCHOOL OPERATIONS</b>						
Board Expenses	-	-	-	-	-	
Classroom / Teaching Supplies & Materials	40,312	-	40,312	(12,677)	27,635	
Special Ed Supplies & Materials	-	-	-	-	-	
Textbooks / Workbooks	783,040	-	783,040	(551,329)	231,711	
Supplies & Materials other	100,000	-	100,000	(68,661)	31,339	
Equipment / Furniture	8,932	-	8,932	75,800	84,732	
Telephone	17,460	-	17,460	1,122	18,582	
Technology	710,096	-	710,096	(62,089)	648,007	
Student Testing & Assessment	-	-	-	-	-	
Field Trips	30,000	-	30,000	(32,625)	(2,625)	
Transportation (student)	-	-	-	-	-	
Student Services - other	1,626,208	-	1,626,208	(22,915)	1,603,293	
Office Expense	-	-	-	38,068	38,068	
Staff Development	93,628	-	93,628	(64,760)	28,868	
Staff Recruitment	-	-	-	-	-	
Student Recruitment / Marketing	-	-	-	2,304	2,304	
School Meals / Lunch	-	-	-	-	-	
Travel (Staff)	-	-	-	13	13	
Fundraising	-	-	-	-	-	
Other	534,936	-	534,936	(476,916)	58,020	
<b>TOTAL SCHOOL OPERATIONS</b>	<b>3,944,612</b>	<b>-</b>	<b>3,944,612</b>	<b>(1,174,665)</b>	<b>2,769,947</b>	
<b>FACILITY OPERATION &amp; MAINTENANCE</b>						
Insurance	14,052	-	14,052	110,777	124,829	
Janitorial	320,992	-	320,992	(133,579)	187,413	
Building and Land Rent / Lease / Facility Finance Interest	13,000	-	13,000	28,016	41,016	
Repairs & Maintenance	135,000	-	135,000	1,059	136,059	
Equipment / Furniture	75,000	-	75,000	17,093	92,093	
Security	231,824	-	231,824	(43,812)	188,012	
Utilities	304,400	-	304,400	(128,180)	176,220	
<b>TOTAL FACILITY OPERATION &amp; MAINTENANCE</b>	<b>1,094,268</b>	<b>-</b>	<b>1,094,268</b>	<b>(148,626)</b>	<b>945,642</b>	
<b>DEPRECIATION &amp; AMORTIZATION</b>	<b>-</b>	<b>-</b>	<b>-</b>	<b>-</b>	<b>-</b>	
<b>COVID-19 / CONTINGENCY</b>	<b>-</b>	<b>-</b>	<b>-</b>	<b>-</b>	<b>-</b>	
<b>DEFERRED RENT</b>	<b>-</b>	<b>-</b>	<b>-</b>	<b>-</b>	<b>-</b>	
<b>TOTAL EXPENSES</b>	<b>15,845,268</b>	<b>-</b>	<b>15,845,268</b>	<b>(1,465,375)</b>	<b>14,379,893</b>	
<b>NET INCOME</b>	<b>-</b>	<b>13,828,924</b>	<b>13,828,924</b>	<b>(1,917,875)</b>	<b>11,911,049</b>	





**ACHIEVEMENT FIRST ENDEAVOR CHARTER SCHOOL**

**Budget / Operating Plan**

**2021-22**

	Prior Year Actual 2020-21 Revenue Per Pupil	1st Quarter - 7/1 - 9/30			2nd Quarter - 10/1 - 12/31			3rd Quarter - 1/1 - 3/31			4th Quarter - 4/1 - 6/30			Original Budget
		Original Budget	Revised Budget	Variance	Original Budget	Revised Budget	Variance	Original Budget	Revised Budget	Variance	Original Budget	Revised Budget	Variance	
<b>Total Revenue</b>	16,297,768	3,961,317	3,457,231	(504,086)	3,961,317	3,457,231	(504,086)	3,961,317	3,457,231	(504,086)	3,961,317	3,457,231	(504,086)	15,845,268
<b>Total Expenses</b>	14,379,893	3,961,317	-	3,961,317	3,961,317	-	3,961,317	3,961,317	-	3,961,317	3,961,317	-	3,961,317	15,845,268
<b>Net Income</b>	1,917,875	-	3,457,231	3,457,231	-	3,457,231	3,457,231	-	3,457,231	3,457,231	-	3,457,231	3,457,231	-
<b>Actual Student Enrollment</b>	849	821	821	-	821	821	-	821	821	-	821	821	-	-
<b>CASH FLOW ADJUSTMENTS</b>														
OPERATING ACTIVITIES <i>{enter descriptions below}</i>														
Example - Add Back Depreciation	-	-	-	-	-	-	-	-	-	-	-	-	-	-
Other	-	-	-	-	-	-	-	-	-	-	-	-	-	-
<b>Total Operating Activities</b>	-	-	-	-	-	-	-	-	-	-	-	-	-	-
INVESTMENT ACTIVITIES <i>{enter descriptions below}</i>														
Example - Subtract Property and Equipment Expenditures	-	-	-	-	-	-	-	-	-	-	-	-	-	-
Other	-	-	-	-	-	-	-	-	-	-	-	-	-	-
<b>Total Investment Activities</b>	-	-	-	-	-	-	-	-	-	-	-	-	-	-
FINANCING ACTIVITIES <i>{enter descriptions below}</i>														
Example - Add Expected Proceeds from a Loan or Line of Credit	-	-	-	-	-	-	-	-	-	-	-	-	-	-
Other	-	-	-	-	-	-	-	-	-	-	-	-	-	-
<b>Total Financing Activities</b>	-	-	-	-	-	-	-	-	-	-	-	-	-	-
<b>Total Cash Flow Adjustments</b>	-	-	-	-	-	-	-	-	-	-	-	-	-	-
<b>NET INCOME</b>	1,917,875	-	3,457,231	3,457,231	-	3,457,231	3,457,231	-	3,457,231	3,457,231	-	3,457,231	3,457,231	-
<b>Beginning Cash Balance</b>	-	1,917,875	1,917,875	-	1,917,875	1,917,875	-	1,917,875	1,917,875	-	1,917,875	1,917,875	-	1,917,875
<b>ENDING CASH BALANCE</b>	1,917,875	1,917,875	5,375,106	3,457,231	1,917,875	5,375,106	3,457,231	1,917,875	5,375,106	3,457,231	1,917,875	5,375,106	3,457,231	1,917,875

		ACHIEVEMENT FIRST ENDEAVOR CHARTER SCHOOL				DESCRIPTION OF ASSUMPTIONS
		Budget / Operating Plan		2021-22		
Total Revenue		13,828,924	(2,016,344)	(452,500)	(2,468,844)	
Total Expenses		-	15,845,268	(1,465,375)	14,379,893	
Net Income		13,828,924	13,828,924	(1,917,875)	11,911,049	
Actual Student Enrollment						
		Total Year		VARIANCE		
		Revised Budget	Variance	Original Budget vs. PY Budget	Revised Budget vs. PY Budget	
<b>CASH FLOW ADJUSTMENTS</b>						
OPERATING ACTIVITIES <i>{enter descriptions below}</i>						
Example - Add Back Depreciation		-	-	-	-	
Other		-	-	-	-	
Total Operating Activities		-	-	-	-	
INVESTMENT ACTIVITIES <i>{enter descriptions below}</i>						
Example - Subtract Property and Equipment Expenditures		-	-	-	-	
Other		-	-	-	-	
Total Investment Activities		-	-	-	-	
FINANCING ACTIVITIES <i>{enter descriptions below}</i>						
Example - Add Expected Proceeds from a Loan or Line of Credit		-	-	-	-	
Other		-	-	-	-	
Total Financing Activities		-	-	-	-	
Total Cash Flow Adjustments		-	-	-	-	
NET INCOME		13,828,924	13,828,924	(1,917,875)	11,911,049	
Beginning Cash Balance		1,917,875	-	1,917,875	1,917,875	
ENDING CASH BALANCE		5,375,106	13,828,924	-	13,828,924	

**ACHIEVEMENT FIRST ENDEAVOR CHARTER SCHOOL**

**BALANCE SHEET**

**2021-22**

**DO NOT ENTER BALANCE SHEET DATA ON THIS TEMPLATE**  
**Balance sheet data should for the Ed Corp:**  
**Achievement First Brooklyn Charter Schools (Combined)**  
**should be entered on the template for**  
**Achievement First Bushwick Charter School.**

	Prior Year	Q1	Q2	Q3	Q4
	2020-21	As of 9/30	As of 12/31	As of 3/31	As of 6/30
<b><u>ASSETS</u></b>					
<b><u>CURRENT ASSETS</u></b>					
Cash and cash equivalents	-	-	-	-	-
Grants and contracts receivable	-	-	-	-	-
Accounts receivables	-	-	-	-	-
Prepaid Expenses	-	-	-	-	-
Contributions and other receivables	-	-	-	-	-
<b>TOTAL CURRENT ASSETS</b>	-	-	-	-	-
<b><u>PROPERTY, BUILDING AND EQUIPMENT, net</u></b>	-	-	-	-	-
<b><u>OTHER ASSETS</u></b>	-	-	-	-	-
<b>TOTAL ASSETS</b>	-	-	-	-	-
<b><u>LIABILITIES AND NET ASSETS</u></b>					
<b><u>CURRENT LIABILITIES</u></b>					
Accounts payable and accrued expenses	-	-	-	-	-
Accrued payroll and benefits	-	-	-	-	-
Deferred Revenue	-	-	-	-	-
Current maturities of long-term debt	-	-	-	-	-
Short Term Debt - Bonds, Notes Payable	-	-	-	-	-
Other	-	-	-	-	-
<b>TOTAL CURRENT LIABILITIES</b>	-	-	-	-	-
<b><u>LONG-TERM DEBT and NOTES PAYABLE, net current maturities</u></b>	-	-	-	-	-
<b>TOTAL LIABILITIES</b>	-	-	-	-	-
<b><u>NET ASSETS</u></b>					
Unrestricted	-	-	-	-	-
Temporarily restricted	-	-	-	-	-
<b>TOTAL NET ASSETS</b>	-	-	-	-	-
<b>TOTAL LIABILITIES AND NET ASSETS</b>	-	-	-	-	-







**QUARTER 1**

**ACHIEVEMENT FIRST ENDEAVOR CHARTER SCHOOL**

**Budget / Operating Plan**

**2021-22**

Total Revenue	4,142,084	3,457,231	684,853	-	3,457,231	-	-	3,457,231	-	-	3,457,231	-
Total Expenses	3,350,561	-	(3,350,561)	-	-	-	-	-	-	-	-	-
Net Income	791,523	3,457,231	(2,665,708)	-	3,457,231	-	-	3,457,231	-	-	3,457,231	-
Actual Student Enrollment	784	821	(37)	-	821	-	-	821	-	-	821	-

*NOTE: Enrollment, Revenue and Expenditure Data IN the 'Total and Variance Analysis' Section is Based on LAST ACTUAL Quarter Completed	1st Quarter - 7/1 - 9/30			2nd Quarter - 10/1 - 12/31			3rd Quarter - 1/1 - 3/31			4th Quarter - 4/1 - 6/30		
	Actual	Current Budget	Variance	Actual	Current Budget	Variance	Actual	Current Budget	Variance	Actual	Current Budget	Variance

EXPENSES		Quarter 1										
		No. of Positions										
<b>ADMINISTRATIVE STAFF PERSONNEL COSTS</b>												
Executive Management	2.00	79,007	-	(79,007)	-	-	-	-	-	-	-	-
Instructional Management	-	-	-	-	-	-	-	-	-	-	-	-
Deans, Directors & Coordinators	13.00	334,919	-	(334,919)	-	-	-	-	-	-	-	-
CFO / Director of Finance	-	-	-	-	-	-	-	-	-	-	-	-
Operation / Business Manager	2.00	55,830	-	(55,830)	-	-	-	-	-	-	-	-
Administrative Staff	4.00	112,239	-	(112,239)	-	-	-	-	-	-	-	-
<b>TOTAL ADMINISTRATIVE STAFF</b>	<b>21.00</b>	<b>581,995</b>	<b>-</b>	<b>(581,995)</b>	<b>-</b>	<b>-</b>	<b>-</b>	<b>-</b>	<b>-</b>	<b>-</b>	<b>-</b>	<b>-</b>
<b>INSTRUCTIONAL PERSONNEL COSTS</b>												
Teachers - Regular	69.00	1,345,308	-	(1,345,308)	-	-	-	-	-	-	-	-
Teachers - SPED	-	-	-	-	-	-	-	-	-	-	-	-
Substitute Teachers	-	-	-	-	-	-	-	-	-	-	-	-
Teaching Assistants	6.00	48,295	-	(48,295)	-	-	-	-	-	-	-	-
Specialty Teachers	-	-	-	-	-	-	-	-	-	-	-	-
Aides	-	-	-	-	-	-	-	-	-	-	-	-
Therapists & Counselors	2.00	15,426	-	(15,426)	-	-	-	-	-	-	-	-
Other	4.00	117,376	-	(117,376)	-	-	-	-	-	-	-	-
<b>TOTAL INSTRUCTIONAL</b>	<b>81.00</b>	<b>1,526,405</b>	<b>-</b>	<b>(1,526,405)</b>	<b>-</b>	<b>-</b>	<b>-</b>	<b>-</b>	<b>-</b>	<b>-</b>	<b>-</b>	<b>-</b>
<b>NON-INSTRUCTIONAL PERSONNEL COSTS</b>												
Nurse	-	-	-	-	-	-	-	-	-	-	-	-
Librarian	-	-	-	-	-	-	-	-	-	-	-	-
Custodian	-	-	-	-	-	-	-	-	-	-	-	-
Security	-	-	-	-	-	-	-	-	-	-	-	-
Other	-	-	-	-	-	-	-	-	-	-	-	-
<b>TOTAL NON-INSTRUCTIONAL</b>	<b>-</b>	<b>-</b>	<b>-</b>	<b>-</b>	<b>-</b>	<b>-</b>	<b>-</b>	<b>-</b>	<b>-</b>	<b>-</b>	<b>-</b>	<b>-</b>
<b>SUBTOTAL PERSONNEL SERVICE COSTS</b>	<b>102.00</b>	<b>2,108,400</b>	<b>-</b>	<b>(2,108,400)</b>	<b>-</b>	<b>-</b>	<b>-</b>	<b>-</b>	<b>-</b>	<b>-</b>	<b>-</b>	<b>-</b>
<b>PAYROLL TAXES AND BENEFITS</b>												
Payroll Taxes	-	169,439	-	(169,439)	-	-	-	-	-	-	-	-
Fringe / Employee Benefits	-	176,051	-	(176,051)	-	-	-	-	-	-	-	-
Retirement / Pension	-	-	-	-	-	-	-	-	-	-	-	-
<b>TOTAL PAYROLL TAXES AND BENEFITS</b>	<b>-</b>	<b>345,490</b>	<b>-</b>	<b>(345,490)</b>	<b>-</b>	<b>-</b>	<b>-</b>	<b>-</b>	<b>-</b>	<b>-</b>	<b>-</b>	<b>-</b>
<b>TOTAL PERSONNEL SERVICE COSTS</b>	<b>102.00</b>	<b>2,453,890</b>	<b>-</b>	<b>(2,453,890)</b>	<b>-</b>	<b>-</b>	<b>-</b>	<b>-</b>	<b>-</b>	<b>-</b>	<b>-</b>	<b>-</b>
<b>CONTRACTED SERVICES</b>												
Accounting / Audit	-	-	-	-	-	-	-	-	-	-	-	-
Legal	-	-	-	-	-	-	-	-	-	-	-	-
Management Company Fee	-	19,014	-	(19,014)	-	-	-	-	-	-	-	-
Nurse Services	-	-	-	-	-	-	-	-	-	-	-	-
Food Service / School Lunch	-	-	-	-	-	-	-	-	-	-	-	-
Payroll Services	-	3,246	-	(3,246)	-	-	-	-	-	-	-	-
Special Ed Services	-	-	-	-	-	-	-	-	-	-	-	-
Titlement Services (i.e. Title I)	-	-	-	-	-	-	-	-	-	-	-	-
Other Purchased / Professional / Consulting	-	8,974	-	(8,974)	-	-	-	-	-	-	-	-
<b>TOTAL CONTRACTED SERVICES</b>	<b>-</b>	<b>31,234</b>	<b>-</b>	<b>(31,234)</b>	<b>-</b>	<b>-</b>	<b>-</b>	<b>-</b>	<b>-</b>	<b>-</b>	<b>-</b>	<b>-</b>



2021-22

Total Revenue	4,142,084	3,457,231	684,853	-	3,457,231	-	-	3,457,231	-	-	3,457,231	-
Total Expenses	3,350,561	-	(3,350,561)	-	-	-	-	-	-	-	-	-
Net Income	791,523	3,457,231	(2,665,708)	-	3,457,231	-	-	3,457,231	-	-	3,457,231	-
Actual Student Enrollment	784	821	(37)	-	821	-	-	821	-	-	821	-

\*NOTE: Enrollment, Revenue and Expenditure Data IN the 'Total and Variance Analysis' Section is Based on LAST ACTUAL Quarter Completed

	1st Quarter - 7/1 - 9/30			2nd Quarter - 10/1 - 12/31			3rd Quarter - 1/1 - 3/31			4th Quarter - 4/1 - 6/30		
	Actual	Current Budget	Variance	Actual	Current Budget	Variance	Actual	Current Budget	Variance	Actual	Current Budget	Variance
<b>SCHOOL OPERATIONS</b>												
Board Expenses	-	-	-	-	-	-	-	-	-	-	-	-
Classroom / Teaching Supplies & Materials	1,190	-	(1,190)	-	-	-	-	-	-	-	-	-
Special Ed Supplies & Materials	-	-	-	-	-	-	-	-	-	-	-	-
Textbooks / Workbooks	9,573	-	(9,573)	-	-	-	-	-	-	-	-	-
Supplies & Materials other	14,662	-	(14,662)	-	-	-	-	-	-	-	-	-
Equipment / Furniture	725	-	(725)	-	-	-	-	-	-	-	-	-
Telephone	1,071	-	(1,071)	-	-	-	-	-	-	-	-	-
Technology	222,946	-	(222,946)	-	-	-	-	-	-	-	-	-
Student Testing & Assessment	-	-	-	-	-	-	-	-	-	-	-	-
Field Trips	-	-	-	-	-	-	-	-	-	-	-	-
Transportation (student)	-	-	-	-	-	-	-	-	-	-	-	-
Student Services - other	393,871	-	(393,871)	-	-	-	-	-	-	-	-	-
Office Expense	34,064	-	(34,064)	-	-	-	-	-	-	-	-	-
Staff Development	4,792	-	(4,792)	-	-	-	-	-	-	-	-	-
Staff Recruitment	-	-	-	-	-	-	-	-	-	-	-	-
Student Recruitment / Marketing	-	-	-	-	-	-	-	-	-	-	-	-
School Meals / Lunch	-	-	-	-	-	-	-	-	-	-	-	-
Travel (Staff)	716	-	(716)	-	-	-	-	-	-	-	-	-
Fundraising	-	-	-	-	-	-	-	-	-	-	-	-
Other	75,525	-	(75,525)	-	-	-	-	-	-	-	-	-
<b>TOTAL SCHOOL OPERATIONS</b>	<b>759,135</b>	<b>-</b>	<b>(759,135)</b>	<b>-</b>	<b>-</b>	<b>-</b>	<b>-</b>	<b>-</b>	<b>-</b>	<b>-</b>	<b>-</b>	<b>-</b>
<b>FACILITY OPERATION &amp; MAINTENANCE</b>												
Insurance	32,841	-	(32,841)	-	-	-	-	-	-	-	-	-
Janitorial	-	-	-	-	-	-	-	-	-	-	-	-
Building and Land Rent / Lease / Facility Finance Interest	-	-	-	-	-	-	-	-	-	-	-	-
Repairs & Maintenance	24,160	-	(24,160)	-	-	-	-	-	-	-	-	-
Equipment / Furniture	17,067	-	(17,067)	-	-	-	-	-	-	-	-	-
Security	22,467	-	(22,467)	-	-	-	-	-	-	-	-	-
Utilities	4,287	-	(4,287)	-	-	-	-	-	-	-	-	-
<b>TOTAL FACILITY OPERATION &amp; MAINTENANCE</b>	<b>100,822</b>	<b>-</b>	<b>(100,822)</b>	<b>-</b>	<b>-</b>	<b>-</b>	<b>-</b>	<b>-</b>	<b>-</b>	<b>-</b>	<b>-</b>	<b>-</b>
<b>DEPRECIATION &amp; AMORTIZATION</b>												
COVID-19 / CONTINGENCY	5,480	-	(5,480)	-	-	-	-	-	-	-	-	-
DEFERRED RENT	-	-	-	-	-	-	-	-	-	-	-	-
<b>TOTAL EXPENSES</b>	<b>3,350,561</b>	<b>-</b>	<b>(3,350,561)</b>	<b>-</b>	<b>-</b>	<b>-</b>	<b>-</b>	<b>-</b>	<b>-</b>	<b>-</b>	<b>-</b>	<b>-</b>
<b>NET INCOME</b>	<b>791,523</b>	<b>3,457,231</b>	<b>(2,665,708)</b>	<b>-</b>	<b>3,457,231</b>	<b>-</b>	<b>-</b>	<b>3,457,231</b>	<b>-</b>	<b>-</b>	<b>3,457,231</b>	<b>-</b>

**QUARTER 1**

**ACHIEVEMENT FIRST ENDEAVOR CHARTER SCHOOL**

**Budget / Operating Plan**

**2021-22**

Total Revenue	4,142,084	3,457,231	684,853	-	3,457,231	-	-	3,457,231	-	-	3,457,231	-
Total Expenses	3,350,561	-	(3,350,561)	-	-	-	-	-	-	-	-	-
Net Income	791,523	3,457,231	(2,665,708)	-	3,457,231	-	-	3,457,231	-	-	3,457,231	-
Actual Student Enrollment	784	821	(37)	-	821	-	-	821	-	-	821	-

*NOTE: Enrollment, Revenue and Expenditure Data IN the 'Total and Variance Analysis' Section is Based on LAST ACTUAL Quarter Completed	1st Quarter - 7/1 - 9/30			2nd Quarter - 10/1 - 12/31			3rd Quarter - 1/1 - 3/31			4th Quarter - 4/1 - 6/30		
	Actual	Current Budget	Variance	Actual	Current Budget	Variance	Actual	Current Budget	Variance	Actual	Current Budget	Variance

ENROLLMENT - *School Districts Are Linked To Above Entries*												
NYC CHANCELLOR'S OFFICE	784	821	(37)	-	821	-	-	821	-	-	821	-
-	-	-	-	-	-	-	-	-	-	-	-	-
-	-	-	-	-	-	-	-	-	-	-	-	-
-	-	-	-	-	-	-	-	-	-	-	-	-
-	-	-	-	-	-	-	-	-	-	-	-	-
-	-	-	-	-	-	-	-	-	-	-	-	-
-	-	-	-	-	-	-	-	-	-	-	-	-
-	-	-	-	-	-	-	-	-	-	-	-	-
-	-	-	-	-	-	-	-	-	-	-	-	-
-	-	-	-	-	-	-	-	-	-	-	-	-
-	-	-	-	-	-	-	-	-	-	-	-	-
-	-	-	-	-	-	-	-	-	-	-	-	-
-	-	-	-	-	-	-	-	-	-	-	-	-
-	-	-	-	-	-	-	-	-	-	-	-	-
-	-	-	-	-	-	-	-	-	-	-	-	-
-	-	-	-	-	-	-	-	-	-	-	-	-
-	-	-	-	-	-	-	-	-	-	-	-	-
-	-	-	-	-	-	-	-	-	-	-	-	-
-	-	-	-	-	-	-	-	-	-	-	-	-
-	-	-	-	-	-	-	-	-	-	-	-	-
ALL OTHER School Districts: ( Count = 0 )	-	-	-	-	-	-	-	-	-	-	-	-
<b>TOTAL ENROLLMENT</b>	<b>784</b>	<b>821</b>	<b>(37)</b>	<b>-</b>	<b>821</b>	<b>-</b>	<b>-</b>	<b>821</b>	<b>-</b>	<b>-</b>	<b>821</b>	<b>-</b>
REVENUE PER PUPIL	5,283	4,211	1,072	-	4,211	-	-	4,211	-	-	4,211	-
EXPENSES PER PUPIL	4,274	-	(4,274)	-	-	-	-	-	-	-	-	-







**QUARTER 1**

**ACHIEVEMENT FIRST ENDEAVOR CHARTER SCHOOL**

**Budget / Operating Plan**

**2021-22**

Total Revenue	4,142,084	3,457,231	684,853	13,828,924	(9,686,840)	3,961,317	180,767	15,845,268	(11,703,184)	4,074,442	67,642
Total Expenses	3,350,561	-	(3,350,561)	-	(3,350,561)	3,961,317	610,756	15,845,268	12,494,707	3,594,973	244,412
Net Income	791,523	3,457,231	(2,665,708)	13,828,924	(13,037,401)	-	791,523	-	791,523	479,469	312,054
Actual Student Enrollment	784	821	(37)			821	(37)			849	

**TOTALS AND VARIANCE ANALYSIS**

\*NOTE: Enrollment, Revenue and Expenditure Data IN the 'Total and Variance Analysis' Section is Based on LAST ACTUAL Quarter Completed

Actual	Current Budget (Current Quarter)	Actual vs. Current Budget	Current Budget - TY	Actual vs. Current Budget TY	Original Budget (Current Quarter)	Actual vs. Original Budget	Original Budget - TY	Actual vs. Original Budget TY	PY Actual (PY TY / No. of COMPLETED Actual CY Quarters)	Actual CY vs. Actual PY
--------	----------------------------------	---------------------------	---------------------	------------------------------	-----------------------------------	----------------------------	----------------------	-------------------------------	---	-------------------------

EXPENSES	Quarter 1 No. of Positions	Actual	Current Budget (Current Quarter)	Actual vs. Current Budget	Current Budget - TY	Actual vs. Current Budget TY	Original Budget (Current Quarter)	Actual vs. Original Budget	Original Budget - TY	Actual vs. Original Budget TY	PY Actual (PY TY / No. of COMPLETED Actual CY Quarters)	Actual CY vs. Actual PY
<b>ADMINISTRATIVE STAFF PERSONNEL COSTS</b>												
Executive Management	2.00	79,007	-	(79,007)	-	(79,007)	121,355	42,348	485,420	406,413	83,739	4,732
Instructional Management	-	-	-	-	-	-	-	-	-	-	-	-
Deans, Directors & Coordinators	13.00	334,919	-	(334,919)	-	(334,919)	287,673	(47,246)	1,150,692	815,773	354,976	20,057
CFO / Director of Finance	-	-	-	-	-	-	-	-	-	-	-	-
Operation / Business Manager	2.00	55,830	-	(55,830)	-	(55,830)	56,714	884	226,856	171,026	59,174	3,344
Administrative Staff	4.00	112,239	-	(112,239)	-	(112,239)	86,479	(25,760)	345,916	233,677	118,961	6,722
<b>TOTAL ADMINISTRATIVE STAFF</b>	<b>21.00</b>	<b>581,995</b>	<b>-</b>	<b>(581,995)</b>	<b>-</b>	<b>(581,995)</b>	<b>552,221</b>	<b>(29,774)</b>	<b>2,208,884</b>	<b>1,626,889</b>	<b>616,849</b>	<b>34,854</b>
<b>INSTRUCTIONAL PERSONNEL COSTS</b>												
Teachers - Regular	69.00	1,345,308	-	(1,345,308)	-	(1,345,308)	1,439,265	93,957	5,757,060	4,411,752	1,357,621	12,313
Teachers - SPED	-	-	-	-	-	-	-	-	-	-	-	-
Substitute Teachers	-	-	-	-	-	-	-	-	-	-	-	-
Teaching Assistants	6.00	48,295	-	(48,295)	-	(48,295)	63,383	15,088	253,532	205,237	99,868	51,573
Specialty Teachers	-	-	-	-	-	-	-	-	-	-	-	-
Aides	-	-	-	-	-	-	-	-	-	-	12,203	12,203
Therapists & Counselors	2.00	15,426	-	(15,426)	-	(15,426)	127,925	112,499	511,700	496,274	123,010	107,584
Other	4.00	117,376	-	(117,376)	-	(117,376)	-	(117,376)	-	(117,376)	36,281	(81,096)
<b>TOTAL INSTRUCTIONAL</b>	<b>81.00</b>	<b>1,526,405</b>	<b>-</b>	<b>(1,526,405)</b>	<b>-</b>	<b>(1,526,405)</b>	<b>1,630,573</b>	<b>104,168</b>	<b>6,522,292</b>	<b>4,995,887</b>	<b>1,628,982</b>	<b>102,577</b>
<b>NON-INSTRUCTIONAL PERSONNEL COSTS</b>												
Nurse	-	-	-	-	-	-	-	-	-	-	-	-
Librarian	-	-	-	-	-	-	-	-	-	-	-	-
Custodian	-	-	-	-	-	-	-	-	-	-	-	-
Security	-	-	-	-	-	-	-	-	-	-	-	-
Other	-	-	-	-	-	-	6,804	6,804	27,216	27,216	-	-
<b>TOTAL NON-INSTRUCTIONAL</b>	<b>-</b>	<b>-</b>	<b>-</b>	<b>-</b>	<b>-</b>	<b>-</b>	<b>6,804</b>	<b>6,804</b>	<b>27,216</b>	<b>27,216</b>	<b>-</b>	<b>-</b>
<b>SUBTOTAL PERSONNEL SERVICE COSTS</b>	<b>102.00</b>	<b>2,108,400</b>	<b>-</b>	<b>(2,108,400)</b>	<b>-</b>	<b>(2,108,400)</b>	<b>2,189,598</b>	<b>81,198</b>	<b>8,758,392</b>	<b>6,649,992</b>	<b>2,245,832</b>	<b>137,432</b>
<b>PAYROLL TAXES AND BENEFITS</b>												
Payroll Taxes		169,439	-	(169,439)	-	(169,439)	172,072	2,633	688,288	518,849	173,040	3,601
Fringe / Employee Benefits		176,051	-	(176,051)	-	(176,051)	261,639	85,588	1,046,556	870,505	196,265	20,214
Retirement / Pension		-	-	-	-	-	-	-	-	-	-	-
<b>TOTAL PAYROLL TAXES AND BENEFITS</b>		<b>345,490</b>	<b>-</b>	<b>(345,490)</b>	<b>-</b>	<b>(345,490)</b>	<b>433,711</b>	<b>88,221</b>	<b>1,734,844</b>	<b>1,389,354</b>	<b>369,305</b>	<b>23,815</b>
<b>TOTAL PERSONNEL SERVICE COSTS</b>	<b>102.00</b>	<b>2,453,890</b>	<b>-</b>	<b>(2,453,890)</b>	<b>-</b>	<b>(2,453,890)</b>	<b>2,623,309</b>	<b>169,419</b>	<b>10,493,236</b>	<b>8,039,346</b>	<b>2,615,136</b>	<b>161,246</b>
<b>CONTRACTED SERVICES</b>												
Accounting / Audit		-	-	-	-	-	5,000	5,000	20,000	20,000	3,655	3,655
Legal		-	-	-	-	-	14,076	14,076	56,304	56,304	-	-
Management Company Fee		19,014	-	(19,014)	-	(19,014)	14,203	(4,811)	56,812	37,798	13,388	(5,626)
Nurse Services		-	-	-	-	-	-	-	-	-	-	-
Food Service / School Lunch		-	-	-	-	-	-	-	-	-	-	-
Payroll Services		3,246	-	(3,246)	-	(3,246)	6,559	3,313	26,236	22,990	3,903	657
Special Ed Services		-	-	-	-	-	-	-	-	-	(165)	(165)
Titlement Services (i.e. Title I)		-	-	-	-	-	-	-	-	-	-	-
Other Purchased / Professional / Consulting		8,974	-	(8,974)	-	(8,974)	38,450	29,476	153,800	144,826	30,159	21,185
<b>TOTAL CONTRACTED SERVICES</b>		<b>31,234</b>	<b>-</b>	<b>(31,234)</b>	<b>-</b>	<b>(31,234)</b>	<b>78,288</b>	<b>47,054</b>	<b>313,152</b>	<b>281,918</b>	<b>50,940</b>	<b>19,706</b>



**QUARTER 1**

**ACHIEVEMENT FIRST ENDEAVOR CHARTER SCHOOL**

**Budget / Operating Plan**

**2021-22**

Total Revenue	4,142,084	3,457,231	684,853	13,828,924	(9,686,840)	3,961,317	180,767	15,845,268	(11,703,184)	4,074,442	67,642
Total Expenses	3,350,561	-	(3,350,561)	-	(3,350,561)	3,961,317	610,756	15,845,268	12,494,707	3,594,973	244,412
Net Income	791,523	3,457,231	(2,665,708)	13,828,924	(13,037,401)	-	791,523	-	791,523	479,469	312,054
Actual Student Enrollment	784	821	(37)			821	(37)			849	

**TOTALS AND VARIANCE ANALYSIS**

\*NOTE: Enrollment, Revenue and Expenditure Data IN the 'Total and Variance Analysis' Section is Based on LAST ACTUAL Quarter Completed

	Actual	Current Budget (Current Quarter)	Actual vs. Current Budget	Current Budget - TY	Actual vs. Current Budget TY	Original Budget (Current Quarter)	Original Budget	Original Budget - TY	Actual vs. Original Budget TY	PY Actual (PY TY / No. of COMPLETED Actual CY Quarters)	Actual CY vs. Actual PY
<b>SCHOOL OPERATIONS</b>											
Board Expenses	-	-	-	-	-	-	-	-	-	-	-
Classroom / Teaching Supplies & Materials	1,190	-	(1,190)	-	(1,190)	10,078	8,888	40,312	39,122	6,909	5,719
Special Ed Supplies & Materials	-	-	-	-	-	-	-	-	-	-	-
Textbooks / Workbooks	9,573	-	(9,573)	-	(9,573)	195,760	186,187	783,040	773,467	57,928	48,355
Supplies & Materials other	14,662	-	(14,662)	-	(14,662)	25,000	10,338	100,000	85,338	7,835	(6,827)
Equipment / Furniture	725	-	(725)	-	(725)	2,233	1,508	8,932	8,207	21,183	20,458
Telephone	1,071	-	(1,071)	-	(1,071)	4,365	3,294	17,460	16,389	4,646	3,575
Technology	222,946	-	(222,946)	-	(222,946)	177,524	(45,422)	710,096	487,150	162,002	(60,944)
Student Testing & Assessment	-	-	-	-	-	-	-	-	-	-	-
Field Trips	-	-	-	-	-	7,500	7,500	30,000	30,000	(656)	(656)
Transportation (student)	-	-	-	-	-	-	-	-	-	-	-
Student Services - other	393,871	-	(393,871)	-	(393,871)	406,552	12,681	1,626,208	1,232,337	400,823	6,952
Office Expense	34,064	-	(34,064)	-	(34,064)	-	(34,064)	-	(34,064)	9,517	(24,547)
Staff Development	4,792	-	(4,792)	-	(4,792)	23,407	18,615	93,628	88,836	7,217	2,425
Staff Recruitment	-	-	-	-	-	-	-	-	-	-	-
Student Recruitment / Marketing	-	-	-	-	-	-	-	-	-	576	576
School Meals / Lunch	-	-	-	-	-	-	-	-	-	-	-
Travel (Staff)	716	-	(716)	-	(716)	-	(716)	-	(716)	3	(713)
Fundraising	-	-	-	-	-	-	-	-	-	-	-
Other	75,525	-	(75,525)	-	(75,525)	133,734	58,209	534,936	459,411	14,505	(61,020)
<b>TOTAL SCHOOL OPERATIONS</b>	<b>759,135</b>	<b>-</b>	<b>(759,135)</b>	<b>-</b>	<b>(759,135)</b>	<b>986,153</b>	<b>227,018</b>	<b>3,944,612</b>	<b>3,185,477</b>	<b>692,487</b>	<b>(66,648)</b>
<b>FACILITY OPERATION &amp; MAINTENANCE</b>											
Insurance	32,841	-	(32,841)	-	(32,841)	3,513	(29,328)	14,052	(18,789)	31,207	(1,634)
Janitorial	-	-	-	-	-	80,248	80,248	320,992	320,992	46,853	46,853
Building and Land Rent / Lease / Facility Finance Interest	-	-	-	-	-	3,250	3,250	13,000	13,000	10,254	10,254
Repairs & Maintenance	24,160	-	(24,160)	-	(24,160)	33,750	9,590	135,000	110,840	34,015	9,855
Equipment / Furniture	17,067	-	(17,067)	-	(17,067)	18,750	1,683	75,000	57,933	23,023	5,956
Security	22,467	-	(22,467)	-	(22,467)	57,956	35,489	231,824	209,357	47,003	24,536
Utilities	4,287	-	(4,287)	-	(4,287)	76,100	71,813	304,400	300,113	44,055	39,768
<b>TOTAL FACILITY OPERATION &amp; MAINTENANCE</b>	<b>100,822</b>	<b>-</b>	<b>(100,822)</b>	<b>-</b>	<b>(100,822)</b>	<b>273,567</b>	<b>172,745</b>	<b>1,094,268</b>	<b>993,446</b>	<b>236,411</b>	<b>135,589</b>
<b>DEPRECIATION &amp; AMORTIZATION</b>	<b>-</b>	<b>-</b>	<b>-</b>	<b>-</b>	<b>-</b>	<b>-</b>	<b>-</b>	<b>-</b>	<b>-</b>	<b>-</b>	<b>-</b>
<b>COVID-19 / CONTINGENCY</b>	<b>5,480</b>	<b>-</b>	<b>(5,480)</b>	<b>-</b>	<b>(5,480)</b>	<b>-</b>	<b>(5,480)</b>	<b>-</b>	<b>(5,480)</b>	<b>-</b>	<b>(5,480)</b>
<b>DEFERRED RENT</b>	<b>-</b>	<b>-</b>	<b>-</b>	<b>-</b>	<b>-</b>	<b>-</b>	<b>-</b>	<b>-</b>	<b>-</b>	<b>-</b>	<b>-</b>
<b>TOTAL EXPENSES</b>	<b>3,350,561</b>	<b>-</b>	<b>(3,350,561)</b>	<b>-</b>	<b>(3,350,561)</b>	<b>3,961,317</b>	<b>610,756</b>	<b>15,845,268</b>	<b>12,494,707</b>	<b>3,594,973</b>	<b>244,412</b>
<b>NET INCOME</b>	<b>791,523</b>	<b>3,457,231</b>	<b>(2,665,708)</b>	<b>13,828,924</b>	<b>(13,037,401)</b>	<b>-</b>	<b>791,523</b>	<b>-</b>	<b>791,523</b>	<b>479,469</b>	<b>312,054</b>







**Annual Report Requirement**  
*for SUNY Authorized Charter Schools*  
**ACHIEVEMENT FIRST ENDEAVOR CHARTER SCHOOL**  
**2021-22**

Administrative  
expenditures per pupil:

\$0.00

Per NYS Statute

Administrative expenditures per pupil: the sum of all general administration salaries and other general administration expenditures divided by the total number of enrolled students. Employee benefit costs or expenditures should not be reported here.

**\*NOTE: THIS TAB ONLY NEEDS TO BE COMPLETED FOR Q4**

**Achievement First Brooklyn Charter Schools**

**Financial Statements  
(With Supplementary Information)  
and Independent Auditor's Reports**

**June 30, 2021**

---



# Achievement First Brooklyn Charter Schools

## Index

	<u>Page</u>
Independent Auditor's Report	2
Financial Statements	
Statement of Financial Position	4
Statement of Activities and Changes in Net Assets	6
Statement of Functional Expenses	7
Statement of Cash Flows	8
Notes to Financial Statements	9
Supplementary Information	
Supplemental Combining Schedule of Activities by Charter	20
Supplemental Schedules of Functional Expenses	21
Independent Auditor's Report on Internal Control over Financial Reporting and on Compliance and Other Matters Based on an Audit of Financial Statements Performed in Accordance with <i>Government Auditing Standards</i>	31

## Independent Auditor's Report

To the Board of Trustees  
Achievement First Brooklyn Charter Schools

### Report on the Financial Statements

We have audited the accompanying financial statements of Achievement First Brooklyn Charter Schools, which comprise the statement of financial position as of June 30, 2021, and the related statements of activities and changes in net assets, functional expenses and cash flows for the year then ended, and the related notes to the financial statements.

### *Management's Responsibility for the Financial Statements*

Management is responsible for the preparation and fair presentation of these financial statements in accordance with accounting principles generally accepted in the United States of America; this includes the design, implementation and maintenance of internal control relevant to the preparation and fair presentation of financial statements that are free from material misstatement, whether due to fraud or error.

### *Auditor's Responsibility*

Our responsibility is to express an opinion on these financial statements based on our audit. We conducted our audit in accordance with auditing standards generally accepted in the United States of America and the standards applicable to financial audits contained in *Government Auditing Standards*, issued by the Comptroller General of the United States. Those standards require that we plan and perform the audit to obtain reasonable assurance about whether the financial statements are free from material misstatement.

An audit involves performing procedures to obtain audit evidence about the amounts and disclosures in the financial statements. The procedures selected depend on the auditor's judgment, including the assessment of the risks of material misstatement of the financial statements, whether due to fraud or error. In making those risk assessments, the auditor considers internal control relevant to the entity's preparation and fair presentation of the financial statements in order to design audit procedures that are appropriate in the circumstances, but not for the purpose of expressing an opinion on the effectiveness of the entity's internal control. Accordingly, we express no such opinion. An audit also includes evaluating the appropriateness of accounting policies used and the reasonableness of significant accounting estimates made by management, as well as evaluating the overall presentation of the financial statements.

We believe that the audit evidence we have obtained is sufficient and appropriate to provide a basis for our audit opinion.

### *Opinion*

In our opinion, the financial statements referred to above present fairly, in all material respects, the financial position of Achievement First Brooklyn Charter Schools as of June 30, 2021, and the changes in its net assets and its cash flows for the year then ended in accordance with accounting principles generally accepted in the United States of America.

*Other Matters*

*Report on Summarized Comparative Information*

We have previously audited Achievement First Brooklyn Charter Schools' 2020 financial statements, and we expressed an unmodified audit opinion on those audited financial statements in our report dated November 2, 2020. In our opinion, the summarized comparative information presented herein as of and for the year ended June 30, 2020, is consistent, in all material respects, with the audited financial statements from which it has been derived.

*Other Information*

Our audit was conducted for the purpose of forming an opinion on the financial statements as a whole. The supplemental combining schedule of activities by charter and supplemental schedules of functional expenses are presented for purposes of additional analysis and are not a required part of the financial statements. Such information is the responsibility of management and was derived from and relates directly to the underlying accounting and other records used to prepare the financial statements. The information has been subjected to the auditing procedures applied in the audit of the financial statements and certain additional procedures, including comparing and reconciling such information directly to the underlying accounting and other records used to prepare the financial statements or to the financial statements themselves, and other additional procedures in accordance with auditing standards generally accepted in the United States of America. In our opinion, the information is fairly stated, in all material respects, in relation to the financial statements as a whole.

*Other Reporting Required by Government Auditing Standards*

In accordance with *Government Auditing Standards*, we have also issued our report dated October 29, 2021 on our consideration of Achievement First Brooklyn Charter Schools' internal control over financial reporting and on our tests of its compliance with certain provisions of laws, regulations, contracts and grant agreements and other matters. The purpose of that report is solely to describe the scope of our testing of internal control over financial reporting and compliance and the results of that testing, and not to provide an opinion on the effectiveness of Achievement First Brooklyn Charter Schools' internal control over financial reporting or on compliance. That report is an integral part of an audit performed in accordance with *Government Auditing Standards* in considering Achievement First Brooklyn Charter Schools' internal control over financial reporting and compliance.



Hartford, Connecticut  
October 29, 2021

**Achievement First Brooklyn Charter Schools**

**Statement of Financial Position  
June 30, 2021  
(With Comparative Totals for 2020)**

	<u>Assets</u>	
	2021	2020
Current assets		
Cash	\$ 31,047,619	\$ 20,262,532
Restricted cash	350,000	350,000
Grants and other receivables	3,965,494	3,260,597
Receivable from related party - revolving lines of credit	3,020,020	-
Prepaid expenses and other assets	585,132	84,515
Due from related party	1,601,374	-
Due from other school	18,607	-
Due from NYC Department of Education	-	57,786
Total current assets	40,588,246	24,015,430
Non-current assets		
Construction in process	2,121,676	2,299,000
Property and equipment, net	7,226,014	7,654,704
Lease acquisition costs, net	4,318,513	4,544,925
Total non-current assets	13,666,203	14,498,629
Total assets	\$ 54,254,449	\$ 38,514,059



**Achievement First Brooklyn Charter Schools**

**Statement of Financial Position  
June 30, 2021  
(With Comparative Totals for 2020)**

Liabilities and Net Assets

	2021	2020
<b>Current liabilities</b>		
Accounts payable and accrued expenses	\$ 1,983,947	\$ 1,593,157
Accrued salaries and other payroll related expenses	1,393,725	3,030,353
Due to related party	-	588,700
Due to other schools	4,885	10,336
Due to NYC Department of Education	42,272	166,229
Due to NYS Education Department - current portion	157,768	157,768
Deferred revenue	500	31,015
Loans payable - current portion	253,334	753,334
	<b>3,836,431</b>	<b>6,330,892</b>
<b>Long-term liabilities</b>		
Due to NYS Education Department - net of current portion	157,768	315,536
Loans payable - net of current portion	458,995	749,125
	<b>616,763</b>	<b>1,064,661</b>
<b>Total liabilities</b>	<b>4,453,194</b>	<b>7,395,553</b>
<b>Net assets</b>		
Without donor restrictions		
Undesignated	46,300,755	27,738,006
Board-designated reserve	3,500,000	3,380,000
With donor restrictions	500	500
	<b>49,801,255</b>	<b>31,118,506</b>
<b>Total liabilities and net assets</b>	<b>\$ 54,254,449</b>	<b>\$ 38,514,059</b>

See Notes to Financial Statements.

**Achievement First Brooklyn Charter Schools**

**Statement of Activities and Changes in Net Assets  
Year Ended June 30, 2021  
(With Comparative Totals for 2020)**

	Without donor restrictions	With donor restrictions	2021	2020
Change in unrestricted net assets				
Operating revenue				
State and local per pupil operating revenue	\$ 142,247,589	\$ -	\$ 142,247,589	\$ 137,211,220
Federal, state and local grants	7,031,428	-	7,031,428	6,511,362
Special education revenue	16,935,865	-	16,935,865	16,276,752
Total operating revenue	<u>166,214,882</u>	<u>-</u>	<u>166,214,882</u>	<u>159,999,334</u>
Expenses				
Program services	131,578,710	-	131,578,710	132,443,931
General and administrative	16,799,559	-	16,799,559	17,440,268
Fundraising	15,000	-	15,000	5,000
Total expenses	<u>148,393,269</u>	<u>-</u>	<u>148,393,269</u>	<u>149,889,199</u>
Surplus on school operations from government funding	<u>17,821,613</u>	<u>-</u>	<u>17,821,613</u>	<u>10,110,135</u>
Support and other revenue				
Contributions	344,866	-	344,866	209,608
In-kind contributions	407,405	-	407,405	432,842
Interest income	963	-	963	20,218
Other revenue	107,902	-	107,902	57,013
Total support and other revenue	<u>861,136</u>	<u>-</u>	<u>861,136</u>	<u>719,681</u>
Change in net assets	18,682,749	-	18,682,749	10,829,816
Net assets, beginning	<u>31,118,006</u>	<u>500</u>	<u>31,118,506</u>	<u>20,288,690</u>
Net assets, end	<u>\$ 49,800,755</u>	<u>\$ 500</u>	<u>\$ 49,801,255</u>	<u>\$ 31,118,506</u>

See Notes to Financial Statements.

**Achievement First Brooklyn Charter Schools**

**Statement of Functional Expenses  
Year Ended June 30, 2021  
(With Comparative Totals for 2020)**

	Program services			General and administrative	Fundraising	2021 Total	2020 Total
	Regular education	Special education	Total program services				
Personnel services costs							
Administrative staff personnel	\$ -	\$ -	\$ -	\$ 11,839,382	\$ -	\$ 11,839,382	\$ 11,960,620
Instructional personnel	74,304,718	9,851,994	84,156,712	-	-	84,156,712	79,551,593
<b>Total personnel services costs</b>	<b>74,304,718</b>	<b>9,851,994</b>	<b>84,156,712</b>	<b>11,839,382</b>	<b>-</b>	<b>95,996,094</b>	<b>91,512,213</b>
Fringe benefits and payroll taxes	12,164,845	1,610,259	13,775,104	1,936,881	-	15,711,985	15,606,305
Retirement	1,053,225	138,316	1,191,541	167,470	-	1,359,011	1,204,758
Management company fees	15,989,526	1,747,217	17,736,743	934,303	15,000	18,686,046	18,393,253
Accounting/audit services	-	-	-	160,800	-	160,800	156,000
Other purchased/professional/consulting services	51,146	422,473	473,619	116,014	-	589,633	655,413
Repairs and maintenance	497,365	67,774	565,139	83,881	-	649,020	1,176,630
Insurance	422,701	56,514	479,215	68,163	-	547,378	512,596
Utilities	941,265	128,725	1,069,990	152,908	-	1,222,898	1,363,725
Supplies/materials	1,540,269	205,493	1,745,762	-	-	1,745,762	2,954,492
Equipment/furnishings	374,463	49,502	423,965	59,480	-	483,445	861,003
Staff development	345,394	46,634	392,028	16,801	-	408,829	1,406,233
Marketing/recruitment	16,128	2,229	18,357	-	-	18,357	53,148
Technology	3,756,992	498,323	4,255,315	127,153	-	4,382,468	4,196,808
Food service	525,309	71,517	596,826	-	-	596,826	1,751,205
Student services	456,638	62,746	519,384	-	-	519,384	1,838,751
Office expense	1,766,113	233,168	1,999,281	605,015	-	2,604,296	3,186,306
Depreciation and amortization	1,404,255	188,732	1,592,987	398,246	-	1,991,233	2,138,730
Other	431,622	57,037	488,659	116,733	-	605,392	650,249
Parental activities	86,378	11,705	98,083	-	-	98,083	203,718
Interest expense	-	-	-	16,329	-	16,329	67,661
<b>Total expenses</b>	<b>\$ 116,128,352</b>	<b>\$ 15,450,358</b>	<b>\$ 131,578,710</b>	<b>\$ 16,799,559</b>	<b>\$ 15,000</b>	<b>\$ 148,393,269</b>	<b>\$ 149,889,197</b>

See Notes to Financial Statements.

**Achievement First Brooklyn Charter Schools**

**Statement of Cash Flows  
Year Ended June 30, 2021  
(With Comparative Totals for 2020)**

	2021	2020
Cash flows from operating activities		
Change in net assets	\$ 18,682,749	\$ 10,829,816
Adjustments to reconcile change in net assets to net cash provided by operating activities		
Depreciation and amortization	1,991,233	2,138,730
Accrued interest	19,130	(28,538)
Changes in operating assets and liabilities		
Grants and other receivables	(704,897)	(1,020,681)
Prepaid expenses and other assets	(500,617)	928,566
Due from related party	(1,601,374)	1,411,160
Due from other school	(18,607)	18,456
Due from NYC Department of Education	57,786	(5,887)
Accounts payable and accrued expenses	632,816	(2,087,782)
Accrued salaries and other payroll related expenses	(1,636,628)	1,360,965
Due to related party	(588,700)	588,700
Due to other schools	(5,451)	10,336
Due to NYC Department of Education	(123,957)	(188,454)
Due to NYS Education Department	(157,768)	(157,768)
Deferred revenue	(30,515)	24,917
	16,015,200	13,822,536
Net cash provided by operating activities		
Cash flows from investing activities		
Purchase of property and equipment	(1,400,833)	(2,542,134)
Cash paid out on revolving lines of credit	(3,020,020)	-
	(4,420,853)	(2,542,134)
Net cash used in investing activities		
Cash flows from financing activities		
Payments of long-term debt	(809,260)	(948,332)
	(809,260)	(948,332)
Net increase in cash and restricted cash	10,785,087	10,332,070
Cash and restricted cash, beginning	20,612,532	10,280,462
Cash and restricted cash, end	\$ 31,397,619	\$ 20,612,532
Cash paid during the year for interest	\$ 38,111	\$ 50,041
Supplemental disclosure of noncash investing and financing transactions		
Transfer of construction in process to fixed assets	\$ 1,371,124	\$ 2,051,325
Purchase of construction in process with accounts payable	\$ 110,160	\$ 352,186

See Notes to Financial Statements.



## Achievement First Brooklyn Charter Schools

### Notes to Financial Statements June 30, 2021

#### Note 1 - Nature of operations

Achievement First Brooklyn Charter Schools (the "School") focus on strengthening the academic and character skills needed for all students to excel in top-tier colleges, to achieve success in a competitive world, and to serve as the next generation of leaders in their communities. The Board of Regents of the State University of New York ("SUNY") originally granted individual charters to the schools (Achievement First Apollo Charter School, Achievement First Aspire Charter School, Achievement First Brownsville Charter School, Achievement First Bushwick Charter School, Achievement First Crown Heights Charter School, Achievement First East New York Charter School and Achievement First Endeavor Charter School). These charters were valid for a term of five years and renewable upon expiration. Additional charters were subsequently granted to Achievement First Linden Charter School, Achievement First North Brooklyn Charter School and Achievement First Voyager Charter School. The supplemental schedules to the financial statements provide additional operating activity by charter. As of April 1, 2016, the schools were merged under one legal entity. The financial statements reflect the activities of the ten charter schools for the fiscal year ended June 30, 2021.

The School is exempt from federal income taxes under Section 501(c)(3) of the Internal Revenue Code ("IRC") and under the corresponding provisions of the New York State tax laws. The School's primary source of income is government funding. The School has also been classified as an entity that is not a private foundation within the meaning of Section 509(a) of the IRC and qualifies for deductible contributions as provided in Section 170(b)(1)(A)(ii). Today, the School serves students primarily from low income households in Brooklyn, New York.

During the year ended June 30, 2021, the School operated classes for students in K-12. Charters that share space with New York City Department of Education ("NYCDOE") schools are not responsible for rent, utilities, custodial services, or maintenance. Charters that share space with other charter schools or do not share space are responsible for operating occupancy costs.

#### Note 2 - Summary of significant accounting policies

##### Basis of presentation

The accompanying financial statements have been prepared on the accrual basis of accounting in accordance with accounting principles generally accepted in the United States of America. Net assets and revenues, expenses, gains and losses are classified based on the existence or absence of donor-imposed restrictions. Accordingly, net assets of the School and changes therein are classified and reported as follows:

*Net assets without donor restrictions* represent available resources other than donor-restricted contributions. Included in net assets without donor restrictions are funds that may be earmarked for specific purposes.

*Board-designated net assets* represent net assets established by the Board of Trustees, which represents funds without donor restrictions set aside for future needs of the School. The School aspires to have a reserve of 2.5% of its annual budget at any time. Cash basis operating surpluses, if they exist at year-end, may be used to accumulate the board-designated reserve. Utilization of the reserve may be approved by the Board of Trustees and used for emergency funds in case of an unexpected financial crises, start-up costs for growth needs, facility capital requirements, principal-in-residence salaries and one-time projects which have significant future potential. The reserve balance will be generated from the schools' budgeted per-pupil operating revenue, excluding state and federal non-operating grants.

## Achievement First Brooklyn Charter Schools

### Notes to Financial Statements June 30, 2021

*Net assets with donor restrictions* are subject to donor- (or certain grantor-) imposed restrictions which are temporary in nature, such as those that will be met by the passage of time or other events specified by the donor. Other donor-imposed restrictions are perpetual in nature, where the donor stipulates that resources be maintained in perpetuity.

#### Statement of cash flows

For purposes of reporting cash flows, the School considers all highly liquid debt instruments purchased with an original maturity of three months or less to be cash equivalents. There were no cash equivalents at June 30, 2021.

#### Cash and cash equivalents

The following table provides a reconciliation of cash and restricted cash reported within the statement of financial position that sum to the total of the same such amount shown in the statement of cash flows:

	2021	2020
Cash	\$ 31,047,619	\$ 20,262,532
Restricted cash	350,000	350,000
Total	<u>\$ 31,397,619</u>	<u>\$ 20,612,532</u>

#### Restricted cash

The School has designated \$350,000 to be set aside for contingency purposes as required by the Board of Trustees of the State University of New York.

#### Grants and other receivables

Grants receivable represent amounts owed to the School for federal or state funding. Grants receivable that are expected to be collected within one year, and recorded at net realizable value, are \$3,965,494 at June 30, 2021. The School has determined that no allowance for uncollectible accounts for receivables is necessary as of June 30, 2021. Such estimate is based on management's assessments of the creditworthiness of its donors, the aging of its receivables as well as current economic conditions and historical information.

#### Revenue recognition

The School reports unconditional promises to give as revenue when the promise is received. Conditional promises to give are recognized as revenue when the condition is met. Grants and contributions received are recorded as with or without donor restrictions depending on the existence and/or nature of any donor restrictions. When a restriction expires (that is, when a stipulated time restriction ends or purpose restriction is accomplished), net assets with donor restrictions are reclassified to net assets without donor restrictions and reported in the statement of activities as net assets released from restrictions. Donor-restricted contributions whose conditions and restrictions are met in the same reporting period have been reported as support increasing net assets without donor restrictions in the statement of activities.

Revenue from state and local governments resulting from the School's charter status is based on the number of students enrolled and is recorded when services are performed in accordance with the charter agreement. The School receives a substantial portion of its support and revenue from the NYCDOE. If the charter school laws were modified, reducing or eliminating these revenues, the School's finances could be materially adversely affected.

## Achievement First Brooklyn Charter Schools

### Notes to Financial Statements June 30, 2021

#### Donated goods and services

The School occasionally receives contributed goods and services. Such goods and services are only recorded as in-kind contributions at their fair value, provided they meet the criteria for recognition. Such criteria includes contributions of services that (i) create or enhance non-financial assets or those that require specialized skills, (ii) are provided by individuals possessing those skills, and (iii) would typically need to be purchased, if not provided by donation, and are recorded at their fair value in the period received.

Contributed services received from Board Members and volunteers are not recorded in the financial statements since these services do not meet the criteria for recognition as contributed services.

The School does not record any in-kind contributions and related costs with respect to dedicated and shared space provided to it by the NYCDOE as the premises are temporary in nature, is excess shared space whereby a fair value cannot be determined and is industry practice.

#### Property and equipment

Property and equipment are stated at cost. The School has established a threshold for review of expenditures equal to or greater than \$3,000 for potential capitalization as a fixed asset. Property and equipment acquired with certain government contract funds is recorded as an expense pursuant to the terms of the contract in which the government funding source retains ownership of the property. Maintenance and repairs are charged to expense as incurred; major renewals and betterments are capitalized.

Depreciation and amortization are provided on a straight-line basis over the estimated useful lives or lease terms as follows:

<u>Asset</u>	<u>Estimated lives</u>
Leasehold improvements	5 - 20 years
Furniture and fixtures	5 - 8 years
Computers and hardware	3 - 7 years
Musical instruments	4 - 5 years
Equipment	3 - 7 years
Software	3 - 5 years

#### Long-lived assets

The School recognizes an impairment loss when the carrying amount of a long-lived asset exceeds its fair value. In the event that facts and circumstance indicate that the carrying amounts of long-lived assets may be impaired, an evaluation of recoverability would be performed. The evaluation process consists of comparing the estimated future undiscounted cash flows associated with the asset to the asset's carrying amount to determine if a write down is required. If the review indicates that the asset will not be recoverable, the carrying value of the asset would be reduced to its estimated realizable value. There was no impairment loss recognized for the year ended June 30, 2021.

#### Functional allocation of expenses

The statement of functional expenses presents the natural classification detail of expenses by function. Accordingly, certain costs have been allocated among the programs and supporting services benefited based on management's assessment. Health and retirement benefits and payroll taxes are allocated to programs based on the percentage of salary expense of the program to total salary expense.

## Achievement First Brooklyn Charter Schools

### Notes to Financial Statements June 30, 2021

#### **Income taxes**

The School is classified by the Internal Revenue Service (IRS) as exempt from income tax under Section 501(a) of the IRC as a public education academy described in Section 501(c)(3).

The School has no unrecognized tax benefits at June 30, 2021. The School's federal tax returns prior to fiscal year 2018 are closed and management continually evaluates expiring statutes of limitations, audits, proposed settlements, changes in tax law and new authoritative rulings.

If applicable, the School would recognize interest and penalties associated with tax matters as part of general and administrative expenses in the statement of activities and changes in net assets and include accrued interest and penalties in accrued expenses in the statement of financial position. The School did not recognize any interest or penalties associated with tax matters for the year ended June 30, 2021.

#### **Prior year summarized information**

The financial statements include certain prior year summarized comparative information in total, but not by net asset class. Such information does not include sufficient detail to constitute a presentation in conformity with accounting principles generally accepted in the United States of America. Accordingly, such information should be read in conjunction with the financial statements of Achievement First Brooklyn Charter Schools for the year ended June 30, 2020, from which the summarized information was derived.

#### **Use of estimates**

The preparation of financial statements in conformity with accounting principles generally accepted in the United States of America requires management to make estimates and assumptions that affect the reported amounts of assets and liabilities and disclosure of contingent assets and liabilities at the date of the financial statements and the reported amounts of revenue and expenses during the reporting period. Actual results could differ from those estimates.

#### **Concentrations of credit risk**

The School maintains cash and cash equivalent balances in one financial institution. Accounts at each institution are insured by the Federal Deposit Insurance Corporation. From time to time, the School's balances may exceed these limits. As of June 30, 2021, the School had uninsured bank balances of \$32,268,047. The School limits its credit risk by selecting financial institutions considered to be highly creditworthy.

#### **Subsequent events**

Management has reviewed subsequent events through October 29, 2021, which is the date the financial statements were approved and available for issuance.



**Achievement First Brooklyn Charter Schools**

**Notes to Financial Statements  
June 30, 2021**

**Note 3 - Liquidity**

The School regularly monitors liquidity required to meet its annual operating needs and other contractual commitments. As of June 30, 2021, the School has financial assets available to meet annual operating needs for the 2022 fiscal year as follows:

Cash	\$	31,047,619
Grants and other receivables		3,965,494
Receivable from related party - revolving lines of credit		3,020,020
Due from related party		1,601,374
Due from other school		18,607
<b>Total financial assets</b>		<u>39,653,114</u>
Less		
Receivable from related party - revolving lines of credit		(3,020,020)
Board-designated reserve		<u>(3,500,000)</u>
<b>Financial assets available to meet cash needs for general expenditures within one year</b>	<b>\$</b>	<b><u>33,133,094</u></b>

These financial assets are not subject to any grantor or contractual restrictions. The School supports its general operations primarily with Federal and State grants, which are recognized as purpose restrictions are met. The balances due to the NYC Department of Education and NYS Education Department represent advances received that are due back to the State based on the fiscal year reconciliation and do not represent operating expenses.

**Note 4 - Receivable from related party - unsecured revolving line of credit**

The School has entered into unsecured revolving lines of credit established with entities that are wholly owned by Achievement First, Inc. ("AF"). See Note 9 for the relationship between the School and AF. AF lines bear interest at a fixed rate of 2.6%. Funds are available upon written request. The School may demand repayment of principal and/or accrued interest in part or in full at any time and such repayments shall be due forty-five business days thereafter. Balances on the lines are as follows as of June 30, 2021:

	<u>Credit limit</u>	<u>Amount drawn</u>
AF Brooklyn HS4, LLC	\$ 5,000,000	\$ 1,939,327
AF Queens ES1, LLC	4,000,000	1,080,693
AF Glenmore Avenue, LLC	<u>2,000,000</u>	<u>-</u>
	<u>\$ 11,000,000</u>	<u>\$ 3,020,020</u>

**Note 5 - Concentrations**

The School received approximately 86% of its operating revenue, which is subject to specific requirements, from per pupil funding from the NYCDOE during the year ended June 30, 2021.

## Achievement First Brooklyn Charter Schools

### Notes to Financial Statements June 30, 2021

The School's grants and other receivables consist of approximately 84% of per pupil funding from the State of New York and 15% from the Federal and State Departments of Education at June 30, 2021.

#### Note 6 - Agreement for School facilities

The School has entered into verbal agreements with the NYCDOE for dedicated and shared space at a cost of \$1 per year or less. In accordance with industry standards, the fair value of the rent has not been recorded. The School will be responsible for any overtime-related cost for services provided beyond the regular opening hours. For the year ended June 30, 2021, the School incurred no overtime and incurred no permit fees. The School also entered into an Administrative Cost Management Agreement that requires the School to pay Uncommon Crown Heights, LLC for its share of the building costs for the facilities located at 1485 Pacific Street, Brooklyn, New York. The fair value of the rent has not been included in the accompanying financial statements as the agreement is non-binding, the premises are temporary in nature, is excess shared space whereby a fair value cannot be determined and is industry practice.

#### Note 7 - Property and equipment

The following is a summary of property and equipment at June 30, 2021:

Leasehold improvements	\$ 13,985,288
Furniture and fixtures	1,671,126
Computers and other hardware	354,660
Equipment	2,374,510
Software	32,498
Student computers and software	3,897
Musical instruments	<u>23,320</u>
	18,445,299
Less accumulated depreciation	<u>(11,219,285)</u>
	<u>\$ 7,226,014</u>

Depreciation expense was \$1,764,821 for the year ended June 30, 2021.

#### Note 8 - Lease acquisition costs

The NYCDOE, through the New York State Construction Authority ("NYSCA"), agreed to help finance the development and construction of 510 Waverly Avenue, Brooklyn, New York provided that Civic Builders (the "construction manager") and Achievement First Endeavor Charter School collectively contributed 20% of the costs of the construction.

In December 2012, NYSCA, the landlord, entered into an agreement to lease the building to Civic Builders for a 30-year term. Civic Builders entered into an agreement to sublease the building to AF Waverly LLC. AF is the sole member, which in turn leases the building to the School under the same terms at an annual lease of \$1 plus operating costs. The lease acquisition costs of \$6,792,379 include the costs incurred by Achievement First Endeavor Charter School in meeting their obligation to NYCDOE to fund 20% of the costs of construction; these costs are amortized over the 30-year lease term. Amortization expense for the year ended June 30, 2021 was \$226,412

## Achievement First Brooklyn Charter Schools

### Notes to Financial Statements June 30, 2021

and accumulated amortization at June 30, 2021 was \$2,473,866. Amortization expense for each of the next five years is \$226,413.

#### Note 9 - Related party transactions

The School entered into an Academic and Business Services Agreement (the "Agreement") with AF, a not-for-profit organization dedicated to helping start and run charter schools. This Agreement provides management and other administrative support services to the School.

Pursuant to the terms of the Agreement, the School pays a service fee equivalent to 10% of public revenues received by the School during or for that school year. Public revenues include all sources of revenue from a public source, but specifically exclude in-kind contributions such as student transportation, start-up funding, funding for student meals, and funding from competitive public grants. The Agreement automatically renews to coincide with the charter renewals for each school. The Agreement covers services including bookkeeping, facilities acquisition and management, special education delivery support, data analysis management support, and tutoring program support. The School is to pay AF an ancillary services fee that is mutually negotiated by the School and AF. For the year ended June 30, 2021, the School incurred management and ancillary services fees of \$18,686,046, which is included in the accompanying statement of functional expenses. AF is also the recipient of grant funds that are passed through AF to the School. The amount due from AF at June 30, 2021 was \$1,601,374.

The School received a \$52,254 grant from AF for Charter School funding.

#### Note 10 - Due from/to other schools

The following amounts were due from/to related schools and consist of the following at June 30, 2021:

Achievement First Providence Charter School	\$	12,208
Achievement First Bridgeport Academy		6,399
Achievement First Elm City Charter School		<u>(4,885)</u>
	\$	<u>13,722</u>

#### Note 11 - Loans payable

Loans payable to Charter School Growth Fund bear interest at 1% and 3%. The 1% loans are start-up loans and no payments of principal or interest are required until maturity. The 3% loans are improvement loans and require annual payments of principal and interest. Loans mature through June 30, 2024. The outstanding balance due to Charter School Growth Fund at June 30, 2021 was \$646,464 including accrued interest of \$19,130. Interest expense of \$19,130 is included in interest expense on the statement of functional expenses.

Loan payable to Peak Demand Energy is a non-interest bearing loan. The loan was established to pay for lighting costs related to school renovations. The loan is paid through monthly payments equal to the cost savings, quantified by the reduction in energy usage each month, which is approximately \$2,000 per month until the loan is paid in full in July 2024. The outstanding balance due to Peak Demand Energy at June 30, 2021 was \$65,865.

**Achievement First Brooklyn Charter Schools**

**Notes to Financial Statements  
June 30, 2021**

The scheduled principal payments for the next five years are as follows:

2022	\$	253,334
2023		426,000
2024		<u>13,865</u>
Subtotal		693,199
Plus accrued interest		<u>19,130</u>
	\$	<u>712,329</u>

**Note 12 - Due to NYC Department of Education and the New York State Education Department**

The NYCDOE paid the School per pupil grant funds in six installments, based on estimates from the School. At the end of each year, the NYCDOE reconciles the total amount paid against the full-time-equivalent enrollment for the year and determines if an overpayment or underpayment has been made. As of June 30, 2021, an underpayment totaling \$42,272 had been made; an adjustment for this amount will be reflected in the third payment from NYCDOE in FY 2022. Additionally, the New York State Education Department informed the School during the year ended June 30, 2018, that an error had been made in the allocation of Title II funds available to districts throughout the State. As a result, \$788,840 was received by the School in excess of the State's recalculated grant allocation. During the year ended June 30, 2021, \$157,768 was repaid and the balance of \$315,536 will be repaid through an annual reduction in the grant allocation of \$157,768 for each of the next two years.

**Note 13 - Operating leases**

The School leases office equipment under non-cancelable operating lease agreements expiring through May. The future minimum payments are as follows:

2022	\$	921,431
2023		559,494
2024		355,130
2025		106,260
2026		38,965
Thereafter		<u>1,585</u>
	\$	<u>1,982,865</u>

The lease expense for the year ended June 30, 2021, was \$1,243,800.



## Achievement First Brooklyn Charter Schools

### Notes to Financial Statements June 30, 2021

The School entered into leases for properties with two limited liability companies wholly owned by AF. The leases expire through July 30, 2024. One lease has an option for a one year renewal and the second lease has an option for a three year renewal. Additional rent is due in accordance with the lease agreements. No lease expense was incurred during the year ended June 30, 2021. The future minimum payments are as follows:

2022	\$	1,918,942
2023		2,680,386
2024		<u>135,500</u>
	\$	<u>4,734,828</u>

The School has guaranteed the lease between AF Queens ES1, LLC (wholly owned by AF) and a third party. The lease expires on July 31, 2027 and has a three year extension option.

#### Note 14 - Pension plan

Effective September 1, 2006, the School adopted a 403(b) profit sharing plan (the "Plan") which covers most of the employees. The Plan is a defined contribution plan. Employees are eligible to enroll in the Plan upon employment. Those employees who have completed at least one full year of service are also eligible for employer contributions. The Plan provides for the School to contribute up to 4% of an employee's salary, up to a maximum match of \$2,500 per year, per employee. The School contribution is not vested until the employee's third year, when he or she become fully vested. For the year ended June 30, 2021, pension expense for the School was approximately \$1,359,000, which is included in retirement in the accompanying statement of functional expenses.

#### Note 15 - Risk management

The School is exposed to various risks of loss related to torts; thefts of, damage to and destruction of assets; actions by employees and parents and natural disasters. The School maintains commercial insurance to protect itself from these risks.

The School entered into contractual relationships with certain governmental funding sources. The governmental agencies may request return of funds as a result of noncompliance by the School, as well as additional funds for the use of facilities. The accompanying financial statements make no provision for the possible disallowance or refund because management does not believe that there are any liabilities to be recorded.

#### Note 16 - Contingencies

In early 2020, an outbreak of a novel strain of coronavirus (COVID-19) emerged globally. As a result, events have occurred including mandates from federal, state and local authorities leading to an overall decline in economic activity. The spread of this virus has caused business disruption domestically in the United States, the area in which the School primarily operates. While the disruption is currently expected to be temporary, there is considerable uncertainty around the duration of this disruption. Therefore, while the School understands this matter may negatively impact the School's financial condition, results of operations, or cash flows, the extent of the financial impact and duration cannot be reasonably estimated at this time.

**Achievement First Brooklyn Charter Schools**

**Notes to Financial Statements  
June 30, 2021**

**Note 17 - Conditional contribution**

AF received a conditional grant commencing April 2020 for expansion and minor repairs, of which they have allocated \$4,629,142 to the School. This grant is expected to cover periods through March 2025. Donor conditions specify that amounts must be spent on expenditures relevant to approved grant purpose. Since this grant represents a conditional promise to give, amounts will not be recognized as contribution revenue until donor conditions are met. Contribution revenue of \$52 was recorded during the year ended June 30, 2021 related to this grant.

The School received conditional ESSER grants of \$46,311,444. These grants are expected to cover periods through September 2023. Donor conditions specify that amounts must be spent on expenditures relevant to the approved grant purpose. Since these grants represent a conditional promise to give, amounts will not be recognized as contribution revenue until donor conditions are met. Contribution revenue of \$2,013,952 was recorded at June 30, 2021 related to this grant.

## **Supplementary Information**

**Achievement First Brooklyn Charter Schools**  
**Supplemental Combining Schedule of Activities by Charter**  
**Year Ended June 30, 2021**

	Achievement First Apollo	Achievement First Aspire	Achievement First Brownsville	Achievement First Bushwick	Achievement First Crown Heights	Achievement First East New York	Achievement First Endeavor	Achievement First Linden	Achievement First North Brooklyn	Achievement First Voyager	Total
<b>Operating revenue</b>											
State and local per pupil operating revenue	\$ 13,896,817	\$ 13,598,541	\$ 18,594,658	\$ 14,990,762	\$ 20,767,231	\$ 19,188,789	\$ 13,711,805	\$ 11,645,643	\$ 12,389,719	\$ 3,463,624	\$ 142,247,589
Federal, state and local grants	644,776	648,848	1,080,640	951,632	793,472	833,634	769,919	552,175	522,590	233,742	7,031,428
Special education revenue	1,340,810	1,219,239	1,807,493	3,285,781	2,793,273	1,679,469	1,831,325	1,209,431	1,490,483	278,561	16,936,865
<b>Total operating revenue</b>	<b>15,882,403</b>	<b>15,466,628</b>	<b>21,482,791</b>	<b>19,228,175</b>	<b>24,353,976</b>	<b>21,701,892</b>	<b>16,313,049</b>	<b>13,407,249</b>	<b>14,402,792</b>	<b>3,975,927</b>	<b>166,214,882</b>
<b>Expenses</b>											
Program services	11,681,805	11,323,641	17,257,112	15,349,367	19,643,570	17,703,488	13,253,125	10,563,484	10,570,673	4,232,445	131,578,710
General and administrative	1,432,259	1,562,576	2,215,376	1,904,242	2,518,852	2,220,911	1,772,138	1,300,926	1,299,487	572,792	16,799,559
Fundraising	-	-	5,185	-	6,207	3,608	-	-	-	-	15,000
<b>Total expenses</b>	<b>13,114,064</b>	<b>12,886,217</b>	<b>19,477,673</b>	<b>17,253,609</b>	<b>22,168,629</b>	<b>19,928,007</b>	<b>15,025,263</b>	<b>11,864,410</b>	<b>11,870,160</b>	<b>4,805,237</b>	<b>148,393,269</b>
Surplus (deficit) on school operations from government funding	2,768,339	2,580,411	2,005,118	1,974,566	2,185,347	1,773,885	1,287,786	1,542,839	2,532,632	(829,310)	17,821,613
<b>Support and other revenue</b>											
Contributions	4,926	54,904	65,954	5,729	81,860	116,087	750	1,500	7,956	5,200	344,866
In-kind contributions	30,205	36,834	85,759	40,142	80,347	20,521	9,473	42,966	44,560	16,598	407,405
Interest income	-	963	-	-	-	-	-	-	-	-	963
Other revenue	30,046	7,763	31,220	13,841	7,787	3,340	3,963	2,645	2,583	4,714	107,902
<b>Total support and other revenue</b>	<b>65,177</b>	<b>100,464</b>	<b>182,933</b>	<b>59,712</b>	<b>169,994</b>	<b>139,948</b>	<b>14,186</b>	<b>47,111</b>	<b>55,099</b>	<b>26,512</b>	<b>861,136</b>
Change in net assets	2,833,516	2,680,876	2,188,051	2,034,278	2,355,341	1,913,833	1,301,972	1,589,950	2,587,731	(802,798)	18,682,749
Net assets, beginning	7,719,494	4,931,257	2,695,396	3,594,396	2,095,131	1,401,205	4,272,226	3,572,518	3,630,084	(2,793,203)	31,118,506
Net assets, end	\$ 10,553,010	\$ 7,612,132	\$ 4,883,447	\$ 5,628,676	\$ 4,450,472	\$ 3,315,038	\$ 5,574,198	\$ 5,162,468	\$ 6,217,815	(\$ 3,596,001)	\$ 49,801,255

See Independent Auditor's Report.

**Achievement First Brooklyn Charter Schools**

**Supplemental Schedule of Functional Expenses - Apollo  
Year Ended June 30, 2021**

	Program services			General and administrative	Fundraising	2021 Total	2020 Total
	Regular education	Special education	Total program services				
Personnel services costs							
Administrative staff personnel	\$ -	\$ -	\$ -	\$ 1,013,893	\$ -	\$ 1,013,893	\$ 1,036,638
Instructional personnel	7,001,090	576,667	7,577,757	-	-	7,577,757	7,155,824
<b>Total personnel services costs</b>	<b>7,001,090</b>	<b>576,667</b>	<b>7,577,757</b>	<b>1,013,893</b>	<b>-</b>	<b>8,591,650</b>	<b>8,192,462</b>
Fringe benefits and payroll taxes	1,185,213	97,624	1,282,837	171,642	-	1,454,479	1,428,255
Retirement	122,502	10,090	132,592	17,741	-	150,333	115,182
Management company fees	1,580,691	108,233	1,688,924	88,891	-	1,777,815	1,733,021
Accounting/audit services	-	-	-	14,618	-	14,618	13,565
Other purchased/professional/consulting services	-	14,487	14,487	9,060	-	23,547	15,652
Repairs and maintenance	9,690	798	10,488	1,403	-	11,891	33,007
Insurance	30,227	2,490	32,717	4,377	-	37,094	39,077
Utilities	6,562	541	7,103	950	-	8,053	18,217
Supplies/materials	119,295	9,826	129,121	-	-	129,121	228,462
Equipment/furnishings	38,038	3,133	41,171	5,509	-	46,680	36,628
Staff development	18,823	1,551	20,374	1,574	-	21,948	154,123
Marketing/recruitment	121	10	131	-	-	131	1,239
Technology	357,930	29,482	387,412	10,734	-	398,146	339,011
Food service	9,010	742	9,752	-	-	9,752	43,938
Student services	4,521	372	4,893	-	-	4,893	226,154
Office expense	186,107	15,329	201,436	58,842	-	260,278	334,491
Depreciation and amortization	83,798	6,902	90,700	22,675	-	113,375	160,353
Other	43,500	3,583	47,083	10,049	-	57,132	64,925
Parental activities	2,612	215	2,827	-	-	2,827	10,760
Interest expense	-	-	-	301	-	301	2,300
<b>Total expenses</b>	<b>\$ 10,799,730</b>	<b>\$ 882,075</b>	<b>\$ 11,681,805</b>	<b>\$ 1,432,259</b>	<b>\$ -</b>	<b>\$ 13,114,064</b>	<b>\$ 13,190,822</b>

See Independent Auditor's Report.



**Achievement First Brooklyn Charter Schools**

**Supplemental Schedule of Functional Expenses - Aspire  
Year Ended June 30, 2021**

	Program services			General and administrative	Fundraising	2021 Total	2020 Total
	Regular education	Special education	Total program services				
Personnel services costs							
Administrative staff personnel	\$ -	\$ -	\$ -	\$ 1,126,767	\$ -	\$ 1,126,767	\$ 1,085,125
Instructional personnel	6,379,337	928,036	7,307,373	-	-	7,307,373	6,158,996
<b>Total personnel services costs</b>	<b>6,379,337</b>	<b>928,036</b>	<b>7,307,373</b>	<b>1,126,767</b>	<b>-</b>	<b>8,434,140</b>	<b>7,244,121</b>
Fringe benefits and payroll taxes	982,670	142,954	1,125,624	173,567	-	1,299,191	1,203,968
Retirement	83,614	12,164	95,778	14,768	-	110,546	93,288
Management company fees	1,473,268	176,431	1,649,699	86,826	-	1,736,525	1,594,570
Accounting/audit services	-	-	-	14,618	-	14,618	13,565
Other purchased/professional/consulting services	-	18,186	18,186	6,500	-	24,686	21,031
Repairs and maintenance	18,958	2,758	21,716	3,348	-	25,064	8,520
Insurance	29,686	4,319	34,005	5,244	-	39,249	37,086
Utilities	14,362	2,089	16,451	2,537	-	18,988	23,823
Supplies/materials	115,800	16,846	132,646	-	-	132,646	172,888
Equipment/furnishings	32,440	4,719	37,159	5,730	-	42,889	92,660
Staff development	40,045	5,826	45,871	1,594	-	47,465	127,701
Marketing/recruitment	3,054	445	3,499	-	-	3,499	6,021
Technology	370,947	53,962	424,909	15,460	-	440,369	461,054
Food service	4,281	623	4,904	-	-	4,904	50,846
Student services	50,974	7,415	58,389	-	-	58,389	128,143
Office expense	160,815	23,395	184,210	55,778	-	239,988	244,901
Depreciation and amortization	108,029	15,716	123,745	30,936	-	154,681	168,550
Other	32,788	4,769	37,557	13,139	-	50,696	50,490
Parental activities	1,676	244	1,920	-	-	1,920	16,451
Interest expense	-	-	-	5,764	-	5,764	10,311
<b>Total expenses</b>	<b>\$ 9,902,744</b>	<b>\$ 1,420,897</b>	<b>\$ 11,323,641</b>	<b>\$ 1,562,576</b>	<b>\$ -</b>	<b>\$ 12,886,217</b>	<b>\$ 11,769,988</b>

See Independent Auditor's Report.

**Achievement First Brooklyn Charter Schools**

**Supplemental Schedule of Functional Expenses - Brownsville  
Year Ended June 30, 2021**

	Program services			General and administrative	Fundraising	2021 Total	2020 Total
	Regular education	Special education	Total program services				
Personnel services costs							
Administrative staff personnel	\$ -	\$ -	\$ -	\$ 1,565,901	\$ -	\$ 1,565,901	\$ 1,657,272
Instructional personnel	9,797,339	1,342,403	11,139,742	-	-	11,139,742	11,006,262
<b>Total personnel services costs</b>	<b>9,797,339</b>	<b>1,342,403</b>	<b>11,139,742</b>	<b>1,565,901</b>	<b>-</b>	<b>12,705,643</b>	<b>12,663,534</b>
Fringe benefits and payroll taxes	1,583,119	216,903	1,800,022	252,965	-	2,052,987	2,148,622
Retirement	129,914	17,800	147,714	20,756	-	168,470	150,100
Management company fees	2,052,639	232,398	2,285,037	120,538	5,185	2,410,760	2,431,349
Accounting/audit services	-	-	-	21,928	-	21,928	20,348
Other purchased/professional/consulting services	-	20,832	20,832	21,294	-	42,126	39,257
Repairs and maintenance	9,855	1,351	11,206	1,565	-	12,771	153,188
Insurance	41,123	5,635	46,758	6,580	-	53,338	56,713
Utilities	20,014	2,742	22,756	3,184	-	25,940	28,136
Supplies/materials	210,233	28,804	239,037	-	-	239,037	422,324
Equipment/furnishings	73,883	10,123	84,006	11,770	-	95,776	128,501
Staff development	47,551	6,516	54,067	2,665	-	56,732	245,266
Marketing/recruitment	174	24	198	-	-	198	7,660
Technology	442,108	60,572	502,680	12,737	-	515,417	532,861
Food service	136,444	18,694	155,138	-	-	155,138	493,705
Student services	91,418	12,525	103,943	-	-	103,943	266,169
Office expense	234,831	32,174	267,005	83,546	-	350,551	545,251
Depreciation and amortization	265,489	36,375	301,864	75,466	-	377,330	275,435
Other	61,811	8,467	70,278	14,824	-	85,102	83,925
Parental activities	4,247	582	4,829	-	-	4,829	16,609
Interest expense	-	-	-	(343)	-	(343)	50
<b>Total expenses</b>	<b>\$ 15,202,192</b>	<b>\$ 2,054,920</b>	<b>\$ 17,257,112</b>	<b>\$ 2,215,376</b>	<b>\$ 5,185</b>	<b>\$ 19,477,673</b>	<b>\$ 20,709,003</b>

See Independent Auditor's Report.

**Achievement First Brooklyn Charter Schools**

**Supplemental Schedule of Functional Expenses - Bushwick  
Year Ended June 30, 2021**

	Program services			General and administrative	Fundraising	2021 Total	2020 Total
	Regular education	Special education	Total program services				
Personnel services costs							
Administrative staff personnel	\$ -	\$ -	\$ -	\$ 1,401,802	\$ -	\$ 1,401,802	\$ 1,274,160
Instructional personnel	9,082,238	1,244,353	10,326,591	-	-	10,326,591	9,588,974
<b>Total personnel services costs</b>	<b>9,082,238</b>	<b>1,244,353</b>	<b>10,326,591</b>	<b>1,401,802</b>	<b>-</b>	<b>11,728,393</b>	<b>10,863,134</b>
Fringe benefits and payroll taxes	1,448,481	198,455	1,646,936	223,503	-	1,870,439	1,866,238
Retirement	141,003	19,318	160,321	21,792	-	182,113	183,071
Management company fees	1,784,507	201,530	1,986,037	104,529	-	2,090,566	2,279,159
Accounting/audit services	-	-	-	14,619	-	14,619	13,566
Other purchased/professional/consulting services	-	17,461	17,461	30,029	-	47,490	37,707
Repairs and maintenance	(43,181)	(5,917)	(49,098)	(6,789)	-	(55,887)	122,071
Insurance	30,606	4,193	34,799	4,720	-	39,519	41,731
Utilities	11,346	1,554	12,900	1,751	-	14,651	22,205
Supplies/materials	190,788	26,139	216,927	-	-	216,927	364,980
Equipment/furnishings	15,565	2,133	17,698	2,360	-	20,058	84,050
Staff development	25,885	3,546	29,431	1,180	-	30,611	160,899
Marketing/recruitment	53	7	60	-	-	60	1,330
Technology	412,959	56,579	469,538	13,730	-	483,268	467,544
Food service	101,664	13,929	115,593	-	-	115,593	235,033
Student services	(8,592)	(1,178)	(9,770)	-	-	(9,770)	340,283
Office expense	193,027	26,447	219,474	67,142	-	286,616	368,133
Depreciation and amortization	35,337	4,841	40,178	10,044	-	50,222	85,257
Other	49,320	6,760	56,080	13,830	-	69,910	70,614
Parental activities	51,197	7,014	58,211	-	-	58,211	62,026
<b>Total expenses</b>	<b>\$ 13,522,203</b>	<b>\$ 1,827,164</b>	<b>\$ 15,349,367</b>	<b>\$ 1,904,242</b>	<b>\$ -</b>	<b>\$ 17,253,609</b>	<b>\$ 17,669,031</b>

See Independent Auditor's Report.

**Achievement First Brooklyn Charter Schools**

**Supplemental Schedule of Functional Expenses - Crown Heights  
Year Ended June 30, 2021**

	Program services			General and administrative	Fundraising	2021 Total	2020 Total
	Regular education	Special education	Total program services				
Personnel services costs							
Administrative staff personnel	\$ -	\$ -	\$ -	\$ 1,752,852	\$ -	\$ 1,752,852	\$ 1,935,709
Instructional personnel	10,871,495	1,489,499	12,360,994	-	-	12,360,994	12,148,789
<b>Total personnel services costs</b>	<b>10,871,495</b>	<b>1,489,499</b>	<b>12,360,994</b>	<b>1,752,852</b>	<b>-</b>	<b>14,113,846</b>	<b>14,084,498</b>
Fringe benefits and payroll taxes	1,847,188	253,083	2,100,271	297,829	-	2,398,100	2,415,371
Retirement	146,840	20,118	166,958	23,675	-	190,633	165,132
Management company fees	2,325,401	263,317	2,588,718	136,575	6,207	2,731,500	2,663,636
Accounting/audit services	-	-	-	21,927	-	21,927	20,348
Other purchased/professional/consulting services	-	16,615	16,615	10,173	-	26,788	40,401
Repairs and maintenance	1,160	159	1,319	187	-	1,506	69,053
Insurance	92,869	12,724	105,593	14,974	-	120,567	112,833
Utilities	706,501	96,797	803,298	113,912	-	917,210	1,018,441
Supplies/materials	225,621	30,912	256,533	-	-	256,533	374,005
Equipment/furnishings	36,981	5,067	42,048	5,963	-	48,011	73,990
Staff development	52,791	7,233	60,024	1,995	-	62,019	167,708
Marketing/recruitment	1,886	258	2,144	-	-	2,144	14,500
Technology	490,385	67,187	557,572	15,646	-	573,218	532,880
Food service	3,371	462	3,833	-	-	3,833	32,301
Student services	156,064	21,382	177,446	-	-	177,446	400,662
Office expense	257,435	35,271	292,706	99,605	-	392,311	403,154
Depreciation and amortization	30,897	4,233	35,130	8,783	-	43,913	109,586
Other	63,647	8,721	72,368	14,756	-	87,124	102,342
Parental activities	-	-	-	-	-	-	12,627
<b>Total expenses</b>	<b>\$ 17,310,532</b>	<b>\$ 2,333,038</b>	<b>\$ 19,643,570</b>	<b>\$ 2,518,852</b>	<b>\$ 6,207</b>	<b>\$ 22,168,629</b>	<b>\$ 22,813,468</b>

See Independent Auditor's Report.

**Achievement First Brooklyn Charter Schools**

**Supplemental Schedule of Functional Expenses - East New York  
Year Ended June 30, 2021**

	Program services			General and administrative	Fundraising	2021 Total	2020 Total
	Regular education	Special education	Total program services				
Personnel services costs							
Administrative staff personnel	\$ -	\$ -	\$ -	\$ 1,618,341	\$ -	\$ 1,618,341	\$ 1,562,280
Instructional personnel	10,199,703	1,397,460	11,597,163	-	-	11,597,163	11,415,404
<b>Total personnel services costs</b>	<b>10,199,703</b>	<b>1,397,460</b>	<b>11,597,163</b>	<b>1,618,341</b>	<b>-</b>	<b>13,215,504</b>	<b>12,977,684</b>
Fringe benefits and payroll taxes	1,677,209	229,794	1,907,003	266,115	-	2,173,118	2,213,994
Retirement	157,219	21,540	178,759	24,945	-	203,704	198,234
Management company fees	2,095,697	237,082	2,332,779	122,968	3,608	2,459,355	2,364,720
Accounting/audit services	-	-	-	21,927	-	21,927	20,348
Other purchased/professional/consulting services	-	151,388	151,388	9,750	-	161,138	110,099
Repairs and maintenance	1,901	260	2,161	301	-	2,462	70,699
Insurance	39,721	5,442	45,163	6,302	-	51,465	52,411
Utilities	10,204	1,398	11,602	1,619	-	13,221	24,689
Supplies/materials	133,213	18,252	151,465	-	-	151,465	466,556
Equipment/furnishings	35,423	4,853	40,276	5,620	-	45,896	68,434
Staff development	40,621	5,566	46,187	2,796	-	48,983	138,514
Marketing/recruitment	4,701	644	5,345	-	-	5,345	7,102
Technology	497,990	68,229	566,219	21,032	-	587,251	526,038
Food service	53,593	7,343	60,936	-	-	60,936	247,678
Student services	139,219	19,074	158,293	-	-	158,293	270,397
Office expense	200,793	27,511	228,304	63,191	-	291,495	407,125
Depreciation and amortization	136,908	18,758	155,666	38,916	-	194,582	417,193
Other	56,744	7,775	64,519	13,539	-	78,058	104,441
Parental activities	229	31	260	-	-	260	6,867
Interest expense	-	-	-	3,549	-	3,549	3,550
<b>Total expenses</b>	<b>\$ 15,481,088</b>	<b>\$ 2,222,400</b>	<b>\$ 17,703,488</b>	<b>\$ 2,220,911</b>	<b>\$ 3,608</b>	<b>\$ 19,928,007</b>	<b>\$ 20,696,773</b>

See Independent Auditor's Report.



**Achievement First Brooklyn Charter Schools**

**Supplemental Schedule of Functional Expenses - Endeavor  
Year Ended June 30, 2021**

	Program services			General and administrative	Fundraising	2021 Total	2020 Total
	Regular education	Special education	Total program services				
Personnel services costs							
Administrative staff personnel	\$ -	\$ -	\$ -	\$ 1,162,656	\$ -	\$ 1,162,656	\$ 1,041,317
Instructional personnel	6,867,957	940,977	7,808,934	-	-	7,808,934	7,442,922
<b>Total personnel services costs</b>	<b>6,867,957</b>	<b>940,977</b>	<b>7,808,934</b>	<b>1,162,656</b>	<b>-</b>	<b>8,971,590</b>	<b>8,484,239</b>
Fringe benefits and payroll taxes	1,128,947	154,677	1,283,624	191,116	-	1,474,740	1,433,692
Retirement	103,962	14,244	118,206	17,600	-	135,806	127,099
Management company fees	1,545,354	174,522	1,719,876	90,520	-	1,810,396	1,771,492
Accounting/audit services	-	-	-	14,618	-	14,618	13,565
Other purchased/professional/consulting services	51,146	136,900	188,046	15,158	-	203,204	222,273
Repairs and maintenance	449,876	61,637	511,513	76,158	-	587,671	561,360
Insurance	95,038	13,021	108,059	16,089	-	124,148	92,281
Utilities	156,754	21,477	178,231	26,536	-	204,767	190,544
Supplies/materials	90,344	12,378	102,722	-	-	102,722	218,837
Equipment/furnishings	29,441	4,034	33,475	4,984	-	38,459	25,295
Staff development	35,703	4,891	40,594	1,299	-	41,893	100,051
Marketing/recruitment	133	18	151	-	-	151	989
Technology	355,114	48,654	403,768	8,864	-	412,632	386,547
Food service	151,720	20,787	172,507	-	-	172,507	471,076
Student services	10,672	1,462	12,134	-	-	12,134	84,272
Office expense	156,913	21,499	178,412	50,261	-	228,673	220,873
Depreciation and amortization	304,715	41,749	346,464	86,616	-	433,080	406,977
Other	40,817	5,592	46,409	9,663	-	56,072	43,548
Parental activities	-	-	-	-	-	-	5,364
Interest expense	-	-	-	-	-	-	38,336
<b>Total expenses</b>	<b>\$ 11,574,606</b>	<b>\$ 1,678,519</b>	<b>\$ 13,253,125</b>	<b>\$ 1,772,138</b>	<b>\$ -</b>	<b>\$ 15,025,263</b>	<b>\$ 14,898,710</b>

See Independent Auditor's Report.

**Achievement First Brooklyn Charter Schools**

**Supplemental Schedule of Functional Expenses - Linden  
Year Ended June 30, 2021**

	Program services			General and administrative	Fundraising	2021 Total	2020 Total
	Regular education	Special education	Total program services				
Personnel services costs							
Administrative staff personnel	\$ -	\$ -	\$ -	\$ 919,210	\$ -	\$ 919,210	\$ 862,947
Instructional personnel	5,925,148	811,803	6,736,951	-	-	6,736,951	5,425,251
Total personnel services costs	5,925,148	811,803	6,736,951	919,210	-	7,656,161	6,288,198
Fringe benefits and payroll taxes	996,145	136,482	1,132,627	154,539	-	1,287,166	1,102,622
Retirement	68,117	9,333	77,450	10,567	-	88,017	63,262
Management company fees	1,311,560	148,119	1,459,679	76,825	-	1,536,504	1,397,983
Accounting/audit services	-	-	-	14,618	-	14,618	13,565
Other purchased/professional/consulting services	-	25,301	25,301	4,925	-	30,226	118,599
Repairs and maintenance	10,457	1,433	11,890	1,622	-	13,512	57,012
Insurance	27,181	3,724	30,905	4,217	-	35,122	32,141
Utilities	6,184	847	7,031	959	-	7,990	13,882
Supplies/materials	218,886	29,990	248,876	-	-	248,876	300,194
Equipment/furnishings	64,861	8,886	73,747	10,062	-	83,809	127,697
Staff development	38,477	5,272	43,749	1,666	-	45,415	111,648
Marketing/recruitment	5,664	776	6,440	-	-	6,440	12,648
Technology	385,892	52,871	438,763	13,813	-	452,576	386,490
Food service	1,319	181	1,500	-	-	1,500	20,186
Student services	2,006	275	2,281	-	-	2,281	63,396
Office expense	139,135	19,063	158,198	54,147	-	212,345	228,546
Depreciation and amortization	62,998	8,631	71,629	17,907	-	89,536	113,290
Other	32,074	4,393	36,467	12,284	-	48,751	46,731
Parental activities	-	-	-	-	-	-	10,777
Interest expense	-	-	-	3,565	-	3,565	8,014
Total expenses	<u>\$ 9,296,104</u>	<u>\$ 1,267,380</u>	<u>\$ 10,563,484</u>	<u>\$ 1,300,926</u>	<u>\$ -</u>	<u>\$ 11,864,410</u>	<u>\$ 10,516,881</u>

See Independent Auditor's Report.

**Achievement First Brooklyn Charter Schools**

**Supplemental Schedule of Functional Expenses - North Brooklyn  
Year Ended June 30, 2021**

	Program services			General and administrative	Fundraising	2021 Total	2020 Total
	Regular education	Special education	Total program services				
Personnel services costs							
Administrative staff personnel	\$ -	\$ -	\$ -	\$ 920,547	\$ -	\$ 920,547	\$ 800,064
Instructional personnel	5,911,898	809,987	6,721,885	-	-	6,721,885	5,767,976
<b>Total personnel services costs</b>	<b>5,911,898</b>	<b>809,987</b>	<b>6,721,885</b>	<b>920,547</b>	<b>-</b>	<b>7,642,432</b>	<b>6,568,040</b>
Fringe benefits and payroll taxes	931,156	127,577	1,058,733	144,991	-	1,203,724	1,105,669
Retirement	75,177	10,300	85,477	11,706	-	97,183	76,962
Management company fees	1,399,413	158,040	1,557,453	81,971	-	1,639,424	1,396,323
Accounting/audit services	-	-	-	14,618	-	14,618	13,565
Other purchased/professional/consulting services	-	16,977	16,977	6,500	-	23,477	25,970
Repairs and maintenance	1,564	214	1,778	243	-	2,021	103,683
Insurance	27,535	3,772	31,307	4,287	-	35,594	31,130
Utilities	6,260	858	7,118	975	-	8,093	13,521
Supplies/materials	197,939	27,119	225,058	-	-	225,058	247,036
Equipment/furnishings	29,223	4,004	33,227	4,550	-	37,777	100,792
Staff development	33,647	4,609	38,256	1,744	-	40,000	121,076
Marketing/recruitment	228	31	259	-	-	259	1,457
Technology	329,082	45,088	374,170	8,080	-	382,250	292,087
Food service	5,533	758	6,291	-	-	6,291	33,338
Student services	9,241	1,266	10,507	-	-	10,507	29,582
Office expense	161,908	22,183	184,091	49,929	-	234,020	227,279
Depreciation and amortization	130,308	17,853	148,161	37,040	-	185,201	174,162
Other	35,081	4,808	39,889	10,913	-	50,802	45,118
Parental activities	26,417	3,619	30,036	-	-	30,036	59,930
Interest expense	-	-	-	1,393	-	1,393	3,000
<b>Total expenses</b>	<b>\$ 9,311,610</b>	<b>\$ 1,259,063</b>	<b>\$ 10,570,673</b>	<b>\$ 1,299,487</b>	<b>\$ -</b>	<b>\$ 11,870,160</b>	<b>\$ 10,669,720</b>

See Independent Auditor's Report.

**Achievement First Brooklyn Charter Schools**

**Supplemental Schedule of Functional Expenses - Voyager  
Year Ended June 30, 2021**

	Program services			General and administrative	Fundraising	2021 Total	2020 Total
	Regular education	Special education	Total program services				
Personnel services costs							
Administrative staff personnel	\$ -	\$ -	\$ -	\$ 357,413	\$ -	\$ 357,413	\$ 705,108
Instructional personnel	2,268,513	310,809	2,579,322	-	-	2,579,322	3,441,195
Total personnel services costs	2,268,513	310,809	2,579,322	357,413	-	2,936,735	4,146,303
Fringe benefits and payroll taxes	384,717	52,710	437,427	60,614	-	498,041	687,874
Retirement	24,877	3,409	28,286	3,920	-	32,206	32,428
Management company fees	420,996	47,545	468,541	24,660	-	493,201	761,001
Accounting/audit services	-	-	-	7,309	-	7,309	13,565
Other purchased/professional/consulting services	-	4,326	4,326	2,625	-	6,951	24,424
Repairs and maintenance	37,085	5,081	42,166	5,843	-	48,009	(1,963)
Insurance	8,715	1,194	9,909	1,373	-	11,282	17,193
Utilities	3,078	422	3,500	485	-	3,985	10,267
Supplies/materials	38,150	5,227	43,377	-	-	43,377	159,210
Equipment/furnishings	18,608	2,550	21,158	2,932	-	24,090	122,956
Staff development	11,851	1,624	13,475	288	-	13,763	79,247
Marketing/recruitment	114	16	130	-	-	130	202
Technology	114,585	15,699	130,284	7,057	-	137,341	272,296
Food service	58,374	7,998	66,372	-	-	66,372	123,104
Student services	1,115	153	1,268	-	-	1,268	29,693
Office expense	75,149	10,296	85,445	22,574	-	108,019	206,553
Depreciation and amortization	245,776	33,674	279,450	69,863	-	349,313	227,927
Other	15,840	2,169	18,009	3,736	-	21,745	38,115
Parental activities	-	-	-	-	-	-	2,307
Interest expense	-	-	-	2,100	-	2,100	2,100
Total expenses	<u>\$ 3,727,543</u>	<u>\$ 504,902</u>	<u>\$ 4,232,445</u>	<u>\$ 572,792</u>	<u>\$ -</u>	<u>\$ 4,805,237</u>	<u>\$ 6,954,802</u>

Independent Auditor's Report on Internal Control over Financial Reporting and on  
Compliance and Other Matters Based on an Audit of Financial Statements  
Performed in Accordance with *Government Auditing Standards*

To the Board of Trustees  
Achievement First Brooklyn Charter Schools

We have audited, in accordance with the auditing standards generally accepted in the United States of America and the standards applicable to financial audits contained in *Government Auditing Standards* issued by the Comptroller General of the United States, the financial statements of Achievement First Brooklyn Charter Schools (a nonprofit organization), which comprise the statement of financial position as of June 30, 2021, and the related statements of activities and changes in net assets, functional expenses and cash flows for the year then ended, and the related notes to the financial statements, and have issued our report thereon dated October 29, 2021.

#### Internal Control over Financial Reporting

In planning and performing our audit of the financial statements, we considered Achievement First Brooklyn Charter Schools' internal control over financial reporting ("internal control") as a basis for designing audit procedures that are appropriate in the circumstances for the purpose of expressing our opinion on the financial statements, but not for the purpose of expressing an opinion on the effectiveness of Achievement First Brooklyn Charter Schools' internal control. Accordingly, we do not express an opinion on the effectiveness of Achievement First Brooklyn Charter Schools' internal control.

A *deficiency in internal control* exists when the design or operation of a control does not allow management or employees, in the normal course of performing their assigned functions, to prevent, or detect and correct, misstatements on a timely basis. A *material weakness* is a deficiency, or a combination of deficiencies, in internal control such that there is a reasonable possibility that a material misstatement of the entity's financial statements will not be prevented, or detected and corrected on a timely basis. A *significant deficiency* is a deficiency, or a combination of deficiencies, in internal control that is less severe than a material weakness, yet important enough to merit attention by those charged with governance.

Our consideration of internal control was for the limited purpose described in the first paragraph of this section and was not designed to identify all deficiencies in internal control that might be material weaknesses or significant deficiencies. Given these limitations, during our audit we did not identify any deficiencies in internal control that we consider to be material weaknesses. However, material weaknesses may exist that have not been identified.

#### Compliance and Other Matters

As part of obtaining reasonable assurance about whether Achievement First Brooklyn Charter Schools' financial statements are free from material misstatement, we performed tests of its compliance with certain provisions of laws, regulations, contracts and grant agreements, noncompliance with which could have a direct and material effect on the financial statements. However, providing an opinion on compliance with those provisions was not an objective of our audit and, accordingly, we do not express such an opinion. The results of our tests disclosed no instances of noncompliance or other matters that are required to be reported under *Government Auditing Standards*.



Purpose of this Report

The purpose of this report is solely to describe the scope of our testing of internal control and compliance and the results of that testing, and not to provide an opinion on the effectiveness of the entity's internal control or on compliance. This report is an integral part of an audit performed in accordance with *Government Auditing Standards* in considering the entity's internal control and compliance. Accordingly, this communication is not suitable for any other purpose.

*CohnReznick LLP*

Hartford, Connecticut  
October 29, 2021



Independent Member of Nexia International

[cohnreznick.com](http://cohnreznick.com)



**Transmittal Form**  
**Annual Financial Statement Audit Report**  
*for SUNY Authorized Charter Schools*

Charter School Name:	Achievement First Endeavor Charter School
Audit Period:	2020-21
Prior Period:	2019-20
Report Due Date:	Monday, November 1, 2021
School Fiscal Contact Name:	Jennifer Rhoads
School Fiscal Contact Email:	[REDACTED]
School Fiscal Contact Phone:	[REDACTED]
School Audit Firm Name:	CohnReznick LLP
School Audit Contact Name:	Kimberly Nardone
School Audit Contact Email:	[REDACTED]
School Audit Contact Phone:	[REDACTED]

**SUNY CHARTER SCHOOLS INSTITUTE - Reporting Requirements:**

Online Portal: <https://my.epicenternow.org/>

**Required 8 Items:**

- 1) The independent auditor's report on financial statements and notes;
- 2) Excel template file with appropriate sheets completed: Financial Position, Statement of Activities, Cash Flow and Functional Expenses worksheets; and
- 3) Reports on internal controls over financial reporting and on compliance.

**And, if applicable:**

The additional items listed below should be included if applicable. Please explain the reason(s) if the items are not included. Examples might include: a written management letter was not issued; the school did not expend federal funds in excess of the Single Audit Threshold of \$750,000; the management letter response will be submitted by the following date (should be no later than 30 days from the submission of the report); etc. If not applicable enter "N/A."

	<i>If not included, state the reason(s) below. Or, if not applicable fill in "N/A":</i>
4) Management Letter	
5) Management Letter Response	
6) Form 990; or Extension Form 8868	
7) Federal Single Audit/ Uniform Guidance in 2 CFR Part 200, Subpart F	
8) Corrective Action Plan	



**ACHIEVEMENT FIRST ENDEAVOR CHARTER SCHOOL**

**Statement of Activities**

**as of June 30, 2021**

	2020-21			2019-20
	Without Donor Restrictions	With Donor Restrictions	Total	Total
<b>REVENUE, GAINS AND OTHER SUPPORT</b>				
Public School District				
Resident Student Enrollment	\$ 13,711,805	\$ -	\$ 13,711,805	\$ 13,403,834
Students with disabilities	1,831,325	-	1,831,325	1,759,486
Grants and Contracts				
State and local	-	-	-	-
Federal - Title and IDEA	434,517	-	434,517	431,850
Federal - Other	147,857	-	147,857	-
Other	6,314	-	6,314	(250)
NYC DoE Rental Assistance	-	-	-	-
Food Service/Child Nutrition Program	181,231	-	181,231	480,096
<b>TOTAL REVENUE, GAINS AND OTHER SUPPORT</b>	<b>16,313,049</b>	<b>-</b>	<b>16,313,049</b>	<b>16,075,016</b>
<b>EXPENSES</b>				
Program Services				
Regular Education	\$ 11,574,606	\$ -	\$ 11,574,606	\$ 11,579,608
Special Education	1,678,519	-	1,678,519	1,666,283
Other Programs	-	-	-	-
Total Program Services	13,253,125	-	13,253,125	13,245,891
Management and general	1,772,138	-	1,772,138	1,651,091
Fundraising	-	-	-	1,728
<b>TOTAL OPERATING EXPENSES</b>	<b>15,025,263</b>	<b>-</b>	<b>15,025,263</b>	<b>14,898,710</b>
<b>SURPLUS / (DEFICIT) FROM SCHOOL OPERATIONS</b>	<b>1,287,786</b>	<b>-</b>	<b>1,287,786</b>	<b>1,176,306</b>
<b>SUPPORT AND OTHER REVENUE</b>				
Contributions				
Foundations	\$ -	\$ -	\$ -	\$ -
Individuals	-	-	-	-
Corporations	-	-	-	-
Fundraising	-	-	-	-
Interest income	-	-	-	-
Miscellaneous income	14,186	-	14,186	123,911
Net assets released from restriction	-	-	-	-
<b>TOTAL SUPPORT AND OTHER REVENUE</b>	<b>14,186</b>	<b>-</b>	<b>14,186</b>	<b>123,911</b>
<b>CHANGE IN NET ASSETS</b>	<b>1,301,972</b>	<b>-</b>	<b>1,301,972</b>	<b>1,300,217</b>
NET ASSETS BEGINNING OF YEAR	4,272,226	-	4,272,226	2,972,009
PRIOR YEAR/PERIOD ADJUSTMENTS	-	-	-	-
<b>NET ASSETS END OF YEAR</b>	<b>\$ 5,574,198</b>	<b>\$ -</b>	<b>\$ 5,574,198</b>	<b>\$ 4,272,226</b>



**ACHIEVEMENT FIRST ENDEAVOR CHARTER SCHOOL**  
**Statement of Cash Flows**  
**as of June 30, 2021**

	2020-21	2019-20
<b>CASH FLOWS - OPERATING ACTIVITIES</b>		
Increase (decrease) in net assets	\$ -	\$ -
Revenues from School Districts	-	-
Accounts Receivable	-	-
Due from School Districts	-	-
Depreciation	-	-
Grants Receivable	-	-
Due from NYS	-	-
Grant revenues	-	-
Prepaid Expenses	-	-
Accounts Payable	-	-
Accrued Expenses	-	-
Accrued Liabilities	-	-
Contributions and fund-raising activities	-	-
Miscellaneous sources	-	-
Deferred Revenue	-	-
Interest payments	-	-
Other	-	-
Other	-	-
<b>NET CASH PROVIDED FROM OPERATING ACTIVITIES</b>	\$ -	\$ -
<b>CASH FLOWS - INVESTING ACTIVITIES</b>		
Purchase of equipment	-	-
Other	-	-
<b>NET CASH PROVIDED FROM INVESTING ACTIVITIES</b>	\$ -	\$ -
<b>CASH FLOWS - FINANCING ACTIVITIES</b>		
Principal payments on long-term debt	-	-
Other	-	-
<b>NET CASH PROVIDED FROM FINANCING ACTIVITIES</b>	\$ -	\$ -
<b>NET (DECREASE) INCREASE IN CASH AND CASH EQUIVALENTS</b>	\$ -	\$ -
Cash at beginning of year	-	-
<b>CASH AND CASH EQUIVALENTS AT END OF YEAR</b>	\$ -	\$ -

**ACHIEVEMENT FIRST ENDEAVOR CHARTER SCHOOL**  
**Statement of Functional Expenses**  
**as of June 30, 2021**

		2020-21							2019-20	
		Program Services				Supporting Services				
No. of Positions		Regular Education	Special Education	Other Education	Total	Fund-raising	Management and General	Total	Total	Total
		\$	\$	\$	\$	\$	\$	\$	\$	\$
Personnel Services Costs										
Administrative Staff Personnel	24.00	-	-	-	-	-	1,162,656	1,162,656	1,162,656	1,041,317
Instructional Personnel	69.00	6,867,957	940,977	-	7,808,934	-	-	-	7,808,934	7,442,922
Non-Instructional Personnel	-	-	-	-	-	-	-	-	-	-
Total Salaries and Staff	93.00	6,867,957	940,977	-	7,808,934	-	1,162,656	1,162,656	8,971,590	8,484,239
Fringe Benefits & Payroll Taxes		1,128,947	154,677	-	1,283,624	-	191,116	191,116	1,474,740	1,433,692
Retirement		103,962	14,244	-	118,206	-	17,600	17,600	135,806	127,099
Management Company Fees		1,545,354	174,522	-	1,719,876	-	90,520	90,520	1,810,396	1,771,492
Legal Service		-	-	-	-	-	-	-	-	-
Accounting / Audit Services		-	-	-	-	-	14,618	14,618	14,618	13,565
Other Purchased / Professional / Consulting Services		51,146	136,900	-	188,046	-	15,158	15,158	203,204	222,273
Building and Land Rent / Lease / Facility Finance Interest		-	-	-	-	-	-	-	-	-
Repairs & Maintenance		449,876	61,637	-	511,513	-	76,158	76,158	587,671	561,360
Insurance		95,038	13,021	-	108,059	-	16,089	16,089	124,148	92,281
Utilities		156,754	21,477	-	178,231	-	26,536	26,536	204,767	190,544
Supplies / Materials		90,344	12,378	-	102,722	-	-	-	102,722	218,837
Equipment / Furnishings		29,441	4,034	-	33,475	-	4,984	4,984	38,459	25,295
Staff Development		35,703	4,891	-	40,594	-	1,299	1,299	41,893	100,051
Marketing / Recruitment		133	18	-	151	-	-	-	151	989
Technology		355,114	48,654	-	403,768	-	8,864	8,864	412,632	386,547
Food Service		151,720	20,787	-	172,507	-	-	-	172,507	471,076
Student Services		10,672	1,462	-	12,134	-	-	-	12,134	84,272
Office Expense		156,913	21,499	-	178,412	-	50,261	50,261	228,673	220,873
Depreciation		304,715	41,749	-	346,464	-	86,616	86,616	433,080	406,977
OTHER		40,817	5,592	-	46,409	-	9,663	9,663	56,072	87,248
<b>Total Expenses</b>		<b>\$ 11,574,606</b>	<b>\$ 1,678,519</b>	<b>\$ -</b>	<b>\$ 13,253,125</b>	<b>\$ -</b>	<b>\$ 1,772,138</b>	<b>\$ 1,772,138</b>	<b>\$ 15,025,263</b>	<b>\$ 14,898,710</b>

## 2021 DISCLOSURE OF FINANCIAL INTEREST FORM

Disclosure of financial interest by a not-for-profit charter school education corporation trustee  
For the school year ended June 30, 2021

Education Corporation, Trustee Name and Position(s)	
Name of education corporation:	Achievement First Brooklyn
Name of trustee (print):	Dr. Deborah Shanley
Position(s) on board, if any (e.g., chair, treasurer, committee chair, etc.):	Board Chair
Email Address:	[REDACTED]

Home Address	
Please complete with <i>changes</i> only:	
Street:	[REDACTED]
City, State Zip:	[REDACTED]
Phone:	

Business Address	
Please complete with <i>changes</i> only:	
Business Name:	
Street:	
City, State Zip:	
Phone:	

Questions	
1) Are you, or have you been during the last school year (July 1-June 30), an employee of the education corporation? [If you check <b>yes</b> , answer 1a), 1b), and 1c)].	<input type="radio"/> Yes <input checked="" type="radio"/> No
1a) Description of the position:	
1b) Salary:	
1c) Start date:	

2) Are you related, by blood, marriage, or legal adoption/guardianship, to, or do you cohabitate with, any person (any of the foregoing being an "interested person") who is, or, during the last school year (July 1-June 30), was employed by the education corporation, or who could otherwise benefit from your being a trustee? If yes, please identify each interest/transaction (and provide the requested information) that you ("self") or any interested persons have held or engaged in with the education corporation during the prior school year.

None

Name and Relationship	Nature of Financial Interest/Transaction	Approximate Value of the Business Conducted	Steps Taken to Avoid a Conflict of Interest, (e.g., did not vote, did not participate in discussion)	Date of Transaction(s) or "Ongoing"

**3)** Identify each individual, business, corporation, union association, firm, partnership, committee, proprietorship, franchise holding company, joint stock company, business or real estate trust, non-profit organization, or other organization or group of people doing business with the education corporation *and* in which such entity, during the preceding school year (July 1 – June 30), you and/or an interested person had a financial interest or other relationship. If you or an interested person are a member, director, officer, or employee of an organization doing business with the education corporation through a management, shared services, or other services agreement, you need not list every transaction between such entity and the education corporation; rather, please identify only the name of the entity, the applicable position in the entity as well as the relationship between such entity and the education corporation.

✘ None

Name and Relationship	Entity Conducting Business with the Education Corporation	Nature of the Person's Interest in the Entity	Nature of Business Conducted	Approximate Value of the Business Conducted	Steps Taken to Avoid Conflict of Interest	Date of Transaction(s) or "Ongoing"

**Trustee Signature**

Signature: *Deborah Shanley*

*By signing this Disclosure of Financial Interest Form, the trustee certifies that the information contained in this disclosure is true and accurate to the best of his or her knowledge.*



## 2021 DISCLOSURE OF FINANCIAL INTEREST FORM

Disclosure of financial interest by a not-for-profit charter school education corporation trustee  
For the school year ended June 30, 2021

Education Corporation, Trustee Name and Position(s)	
Name of education corporation:	Achievement First Brooklyn
Name of trustee (print):	Jonathan Atkeson
Position(s) on board, if any (e.g., chair, treasurer, committee chair, etc.):	Treasurer
Email Address:	[REDACTED]

Home Address	
Please complete with <i>changes</i> only:	
Street:	
City, State Zip:	
Phone:	

Business Address	
Please complete with <i>changes</i> only:	
Business Name:	
Street:	
City, State Zip:	
Phone:	

Questions	
1) Are you, or have you been during the last school year (July 1-June 30), an employee of the education corporation? [If you check <b>yes</b> , answer 1a), 1b), and 1c)].	<input type="radio"/> Yes <input checked="" type="radio"/> No
1a) Description of the position:	
1b) Salary:	
1c) Start date:	

2) Are you related, by blood, marriage, or legal adoption/guardianship, to, or do you cohabitate with, any person (any of the foregoing being an "interested person") who is, or, during the last school year (July 1-June 30), was employed by the education corporation, or who could otherwise benefit from your being a trustee? If yes, please identify each interest/transaction (and provide the requested information) that you ("self") or any interested persons have held or engaged in with the education corporation during the prior school year.

None



Name and Relationship	Nature of Financial Interest/Transaction	Approximate Value of the Business Conducted	Steps Taken to Avoid a Conflict of Interest, (e.g., did not vote, did not participate in discussion)	Date of Transaction(s) or "Ongoing"

**3)** Identify each individual, business, corporation, union association, firm, partnership, committee, proprietorship, franchise holding company, joint stock company, business or real estate trust, non-profit organization, or other organization or group of people doing business with the education corporation *and* in which such entity, during the preceding school year (July 1 – June 30), you and/or an interested person had a financial interest or other relationship. If you or an interested person are a member, director, officer, or employee of an organization doing business with the education corporation through a management, shared services, or other services agreement, you need not list every transaction between such entity and the education corporation; rather, please identify only the name of the entity, the applicable position in the entity as well as the relationship between such entity and the education corporation.

☒ None

Name and Relationship	Entity Conducting Business with the Education Corporation	Nature of the Person's Interest in the Entity	Nature of Business Conducted	Approximate Value of the Business Conducted	Steps Taken to Avoid Conflict of Interest	Date of Transaction(s) or "Ongoing"

**Trustee Signature**

Signature:

*Jonathan Atkeson*

*By signing this Disclosure of Financial Interest Form, the trustee certifies that the information contained in this disclosure is true and accurate to the best of his or her knowledge.*

## 2021 DISCLOSURE OF FINANCIAL INTEREST FORM

Disclosure of financial interest by a not-for-profit charter school education corporation trustee  
For the school year ended June 30, 2021

Education Corporation, Trustee Name and Position(s)	
Name of education corporation:	Achievement First Brooklyn
Name of trustee (print):	Justin Cohen
Position(s) on board, if any (e.g., chair, treasurer, committee chair, etc.):	Trustee
Email Address:	[REDACTED]

Home Address	
Please complete with <i>changes</i> only:	
Street:	[REDACTED]
City, State Zip:	[REDACTED]
Phone:	[REDACTED]

Business Address	
Please complete with <i>changes</i> only:	
Business Name:	
Street:	
City, State Zip:	
Phone:	

Questions	
1) Are you, or have you been during the last school year (July 1-June 30), an employee of the education corporation? [If you check <b>yes</b> , answer 1a), 1b), and 1c)].	<input type="radio"/> Yes <input checked="" type="radio"/> No
1a) Description of the position:	
1b) Salary:	
1c) Start date:	

2) Are you related, by blood, marriage, or legal adoption/guardianship, to, or do you cohabitate with, any person (any of the foregoing being an "interested person") who is, or, during the last school year (July 1-June 30), was employed by the education corporation, or who could otherwise benefit from your being a trustee? If yes, please identify each interest/transaction (and provide the requested information) that you ("self") or any interested persons have held or engaged in with the education corporation during the prior school year.

None

Name and Relationship	Nature of Financial Interest/Transaction	Approximate Value of the Business Conducted	Steps Taken to Avoid a Conflict of Interest, (e.g., did not vote, did not participate in discussion)	Date of Transaction(s) or "Ongoing"

**3)** Identify each individual, business, corporation, union association, firm, partnership, committee, proprietorship, franchise holding company, joint stock company, business or real estate trust, non-profit organization, or other organization or group of people doing business with the education corporation *and* in which such entity, during the preceding school year (July 1 – June 30), you and/or an interested person had a financial interest or other relationship. If you or an interested person are a member, director, officer, or employee of an organization doing business with the education corporation through a management, shared services, or other services agreement, you need not list every transaction between such entity and the education corporation; rather, please identify only the name of the entity, the applicable position in the entity as well as the relationship between such entity and the education corporation.

☒ None

Name and Relationship	Entity Conducting Business with the Education Corporation	Nature of the Person's Interest in the Entity	Nature of Business Conducted	Approximate Value of the Business Conducted	Steps Taken to Avoid Conflict of Interest	Date of Transaction(s) or "Ongoing"

**Trustee Signature**

Signature: *Justin Cohen*

*By signing this Disclosure of Financial Interest Form, the trustee certifies that the information contained in this disclosure is true and accurate to the best of his or her knowledge.*



## 2021 DISCLOSURE OF FINANCIAL INTEREST FORM

Disclosure of financial interest by a not-for-profit charter school education corporation trustee  
For the school year ended June 30, 2021

Education Corporation, Trustee Name and Position(s)	
Name of education corporation:	Achievement First Brooklyn
Name of trustee (print):	Romy Coquillette
Position(s) on board, if any (e.g., chair, treasurer, committee chair, etc.):	Vice Chair
Email Address:	[REDACTED]

Home Address	
Please complete with <i>changes</i> only:	
Street:	
City, State Zip:	
Phone:	

Business Address	
Please complete with <i>changes</i> only:	
Business Name:	
Street:	
City, State Zip:	
Phone:	

Questions	
1) Are you, or have you been during the last school year (July 1-June 30), an employee of the education corporation? [If you check <b>yes</b> , answer 1a), 1b), and 1c)].	<input type="radio"/> Yes <input checked="" type="radio"/> No
1a) Description of the position:	
1b) Salary:	
1c) Start date:	

2) Are you related, by blood, marriage, or legal adoption/guardianship, to, or do you cohabitate with, any person (any of the foregoing being an "interested person") who is, or, during the last school year (July 1-June 30), was employed by the education corporation, or who could otherwise benefit from your being a trustee? If yes, please identify each interest/transaction (and provide the requested information) that you ("self") or any interested persons have held or engaged in with the education corporation during the prior school year.

None

Name and Relationship	Nature of Financial Interest/Transaction	Approximate Value of the Business Conducted	Steps Taken to Avoid a Conflict of Interest, (e.g., did not vote, did not participate in discussion)	Date of Transaction(s) or "Ongoing"

**3)** Identify each individual, business, corporation, union association, firm, partnership, committee, proprietorship, franchise holding company, joint stock company, business or real estate trust, non-profit organization, or other organization or group of people doing business with the education corporation *and* in which such entity, during the preceding school year (July 1 – June 30), you and/or an interested person had a financial interest or other relationship. If you or an interested person are a member, director, officer, or employee of an organization doing business with the education corporation through a management, shared services, or other services agreement, you need not list every transaction between such entity and the education corporation; rather, please identify only the name of the entity, the applicable position in the entity as well as the relationship between such entity and the education corporation.

✘ None

Name and Relationship	Entity Conducting Business with the Education Corporation	Nature of the Person's Interest in the Entity	Nature of Business Conducted	Approximate Value of the Business Conducted	Steps Taken to Avoid Conflict of Interest	Date of Transaction(s) or "Ongoing"

**Trustee Signature**

Signature:

*Romy Coquillet*

*By signing this Disclosure of Financial Interest Form, the trustee certifies that the information contained in this disclosure is true and accurate to the best of his or her knowledge.*



## 2021 DISCLOSURE OF FINANCIAL INTEREST FORM

Disclosure of financial interest by a not-for-profit charter school education corporation trustee  
For the school year ended June 30, 2021

Education Corporation, Trustee Name and Position(s)	
Name of education corporation:	Achievement First Brooklyn
Name of trustee (print):	Andy Hubbard
Position(s) on board, if any (e.g., chair, treasurer, committee chair, etc.):	Secretary
Email Address:	[REDACTED]

Home Address	
Please complete with <i>changes</i> only:	
Street:	
City, State Zip:	
Phone:	

Business Address	
Please complete with <i>changes</i> only:	
Business Name:	
Street:	
City, State Zip:	
Phone:	

Questions	
1) Are you, or have you been during the last school year (July 1-June 30), an employee of the education corporation? [If you check <b>yes</b> , answer 1a), 1b), and 1c)].	<input type="radio"/> Yes <input checked="" type="radio"/> No
1a) Description of the position:	
1b) Salary:	
1c) Start date:	

2) Are you related, by blood, marriage, or legal adoption/guardianship, to, or do you cohabitate with, any person (any of the foregoing being an "interested person") who is, or, during the last school year (July 1-June 30), was employed by the education corporation, or who could otherwise benefit from your being a trustee? If yes, please identify each interest/transaction (and provide the requested information) that you ("self") or any interested persons have held or engaged in with the education corporation during the prior school year.

None

Name and Relationship	Nature of Financial Interest/Transaction	Approximate Value of the Business Conducted	Steps Taken to Avoid a Conflict of Interest, (e.g., did not vote, did not participate in discussion)	Date of Transaction(s) or "Ongoing"

**3)** Identify each individual, business, corporation, union association, firm, partnership, committee, proprietorship, franchise holding company, joint stock company, business or real estate trust, non-profit organization, or other organization or group of people doing business with the education corporation *and* in which such entity, during the preceding school year (July 1 – June 30), you and/or an interested person had a financial interest or other relationship. If you or an interested person are a member, director, officer, or employee of an organization doing business with the education corporation through a management, shared services, or other services agreement, you need not list every transaction between such entity and the education corporation; rather, please identify only the name of the entity, the applicable position in the entity as well as the relationship between such entity and the education corporation.

✘ None

Name and Relationship	Entity Conducting Business with the Education Corporation	Nature of the Person's Interest in the Entity	Nature of Business Conducted	Approximate Value of the Business Conducted	Steps Taken to Avoid Conflict of Interest	Date of Transaction(s) or "Ongoing"

**Trustee Signature**

Signature:

*Andy Hubbard*

*By signing this Disclosure of Financial Interest Form, the trustee certifies that the information contained in this disclosure is true and accurate to the best of his or her knowledge.*

## 2021 DISCLOSURE OF FINANCIAL INTEREST FORM

Disclosure of financial interest by a not-for-profit charter school education corporation trustee  
For the school year ended June 30, 2021

Education Corporation, Trustee Name and Position(s)	
Name of education corporation:	Achievement First Brooklyn
Name of trustee (print):	Judith Joseph-Jenkins
Position(s) on board, if any (e.g., chair, treasurer, committee chair, etc.):	Trustee
Email Address:	[REDACTED]

Home Address	
Please complete with <i>changes</i> only:	
Street:	
City, State Zip:	
Phone:	

Business Address	
Please complete with <i>changes</i> only:	
Business Name:	
Street:	
City, State Zip:	
Phone:	

Questions	
1) Are you, or have you been during the last school year (July 1-June 30), an employee of the education corporation? [If you check <b>yes</b> , answer 1a), 1b), and 1c)].	<input type="radio"/> Yes <input checked="" type="radio"/> No
1a) Description of the position:	
1b) Salary:	
1c) Start date:	

2) Are you related, by blood, marriage, or legal adoption/guardianship, to, or do you cohabitate with, any person (any of the foregoing being an "interested person") who is, or, during the last school year (July 1-June 30), was employed by the education corporation, or who could otherwise benefit from your being a trustee? If yes, please identify each interest/transaction (and provide the requested information) that you ("self") or any interested persons have held or engaged in with the education corporation during the prior school year.

None



Name and Relationship	Nature of Financial Interest/Transaction	Approximate Value of the Business Conducted	Steps Taken to Avoid a Conflict of Interest, (e.g., did not vote, did not participate in discussion)	Date of Transaction(s) or "Ongoing"

**3)** Identify each individual, business, corporation, union association, firm, partnership, committee, proprietorship, franchise holding company, joint stock company, business or real estate trust, non-profit organization, or other organization or group of people doing business with the education corporation *and* in which such entity, during the preceding school year (July 1 – June 30), you and/or an interested person had a financial interest or other relationship. If you or an interested person are a member, director, officer, or employee of an organization doing business with the education corporation through a management, shared services, or other services agreement, you need not list every transaction between such entity and the education corporation; rather, please identify only the name of the entity, the applicable position in the entity as well as the relationship between such entity and the education corporation.

☒ None

Name and Relationship	Entity Conducting Business with the Education Corporation	Nature of the Person's Interest in the Entity	Nature of Business Conducted	Approximate Value of the Business Conducted	Steps Taken to Avoid Conflict of Interest	Date of Transaction(s) or "Ongoing"

**Trustee Signature**

Signature:

*Judith Joseph Jenkins*

*By signing this Disclosure of Financial Interest Form, the trustee certifies that the information contained in this disclosure is true and accurate to the best of his or her knowledge.*

## 2021 DISCLOSURE OF FINANCIAL INTEREST FORM

Disclosure of financial interest by a not-for-profit charter school education corporation trustee  
For the school year ended June 30, 2021

Education Corporation, Trustee Name and Position(s)	
Name of education corporation:	Achievement First Brooklyn
Name of trustee (print):	Christopher Lynch
Position(s) on board, if any (e.g., chair, treasurer, committee chair, etc.):	Trustee
Email Address:	[REDACTED]

Home Address	
Please complete with <i>changes</i> only:	
Street:	
City, State Zip:	
Phone:	

Business Address	
Please complete with <i>changes</i> only:	
Business Name:	
Street:	
City, State Zip:	
Phone:	

Questions	
1) Are you, or have you been during the last school year (July 1-June 30), an employee of the education corporation? [If you check <b>yes</b> , answer 1a), 1b), and 1c)].	<input type="radio"/> Yes <input checked="" type="radio"/> No
1a) Description of the position:	
1b) Salary:	
1c) Start date:	

2) Are you related, by blood, marriage, or legal adoption/guardianship, to, or do you cohabitate with, any person (any of the foregoing being an "interested person") who is, or, during the last school year (July 1-June 30), was employed by the education corporation, or who could otherwise benefit from your being a trustee? If yes, please identify each interest/transaction (and provide the requested information) that you ("self") or any interested persons have held or engaged in with the education corporation during the prior school year.

None



Name and Relationship	Nature of Financial Interest/Transaction	Approximate Value of the Business Conducted	Steps Taken to Avoid a Conflict of Interest, (e.g., did not vote, did not participate in discussion)	Date of Transaction(s) or "Ongoing"

**3)** Identify each individual, business, corporation, union association, firm, partnership, committee, proprietorship, franchise holding company, joint stock company, business or real estate trust, non-profit organization, or other organization or group of people doing business with the education corporation *and* in which such entity, during the preceding school year (July 1 – June 30), you and/or an interested person had a financial interest or other relationship. If you or an interested person are a member, director, officer, or employee of an organization doing business with the education corporation through a management, shared services, or other services agreement, you need not list every transaction between such entity and the education corporation; rather, please identify only the name of the entity, the applicable position in the entity as well as the relationship between such entity and the education corporation.

✘ None

Name and Relationship	Entity Conducting Business with the Education Corporation	Nature of the Person's Interest in the Entity	Nature of Business Conducted	Approximate Value of the Business Conducted	Steps Taken to Avoid Conflict of Interest	Date of Transaction(s) or "Ongoing"

**Trustee Signature**

Signature:

*Christopher Lynch*

*By signing this Disclosure of Financial Interest Form, the trustee certifies that the information contained in this disclosure is true and accurate to the best of his or her knowledge.*

## 2021 DISCLOSURE OF FINANCIAL INTEREST FORM

Disclosure of financial interest by a not-for-profit charter school education corporation trustee  
For the school year ended June 30, 2021

Education Corporation, Trustee Name and Position(s)	
Name of education corporation:	Achievement First Brooklyn
Name of trustee (print):	Alison Richardson
Position(s) on board, if any (e.g., chair, treasurer, committee chair, etc.):	Trustee
Email Address:	[REDACTED]

Home Address	
Please complete with <i>changes</i> only:	
Street:	
City, State Zip:	
Phone:	

Business Address	
Please complete with <i>changes</i> only:	
Business Name:	
Street:	
City, State Zip:	
Phone:	

Questions	
1) Are you, or have you been during the last school year (July 1-June 30), an employee of the education corporation? [If you check <b>yes</b> , answer 1a), 1b), and 1c)].	<input type="radio"/> Yes <input checked="" type="radio"/> No
1a) Description of the position:	
1b) Salary:	
1c) Start date:	

2) Are you related, by blood, marriage, or legal adoption/guardianship, to, or do you cohabit with, any person (any of the foregoing being an "interested person") who is, or, during the last school year (July 1-June 30), was employed by the education corporation, or who could otherwise benefit from your being a trustee? If yes, please identify each interest/transaction (and provide the requested information) that you ("self") or any interested persons have held or engaged in with the education corporation during the prior school year.

None

Name and Relationship	Nature of Financial Interest/Transaction	Approximate Value of the Business Conducted	Steps Taken to Avoid a Conflict of Interest, (e.g., did not vote, did not participate in discussion)	Date of Transaction(s) or "Ongoing"

**3)** Identify each individual, business, corporation, union association, firm, partnership, committee, proprietorship, franchise holding company, joint stock company, business or real estate trust, non-profit organization, or other organization or group of people doing business with the education corporation *and* in which such entity, during the preceding school year (July 1 – June 30), you and/or an interested person had a financial interest or other relationship. If you or an interested person are a member, director, officer, or employee of an organization doing business with the education corporation through a management, shared services, or other services agreement, you need not list every transaction between such entity and the education corporation; rather, please identify only the name of the entity, the applicable position in the entity as well as the relationship between such entity and the education corporation.

✘ None

Name and Relationship	Entity Conducting Business with the Education Corporation	Nature of the Person's Interest in the Entity	Nature of Business Conducted	Approximate Value of the Business Conducted	Steps Taken to Avoid Conflict of Interest	Date of Transaction(s) or "Ongoing"

**Trustee Signature**

Signature:

*Alison Richardson*

*By signing this Disclosure of Financial Interest Form, the trustee certifies that the information contained in this disclosure is true and accurate to the best of his or her knowledge.*



## 2021 DISCLOSURE OF FINANCIAL INTEREST FORM

Disclosure of financial interest by a not-for-profit charter school education corporation trustee  
For the school year ended June 30, 2021

Education Corporation, Trustee Name and Position(s)	
Name of education corporation:	Achievement First Brooklyn
Name of trustee (print):	Will Robalino
Position(s) on board, if any (e.g., chair, treasurer, committee chair, etc.):	Trustee
Email Address:	[REDACTED]

Home Address	
Please complete with <i>changes</i> only:	
Street:	
City, State Zip:	
Phone:	

Business Address	
Please complete with <i>changes</i> only:	
Business Name:	
Street:	
City, State Zip:	
Phone:	

Questions	
1) Are you, or have you been during the last school year (July 1-June 30), an employee of the education corporation? [If you check <b>yes</b> , answer 1a), 1b), and 1c)].	<input type="radio"/> Yes <input checked="" type="radio"/> No
1a) Description of the position:	
1b) Salary:	
1c) Start date:	

2) Are you related, by blood, marriage, or legal adoption/guardianship, to, or do you cohabit with, any person (any of the foregoing being an "interested person") who is, or, during the last school year (July 1-June 30), was employed by the education corporation, or who could otherwise benefit from your being a trustee? If yes, please identify each interest/transaction (and provide the requested information) that you ("self") or any interested persons have held or engaged in with the education corporation during the prior school year.

None

Name and Relationship	Nature of Financial Interest/Transaction	Approximate Value of the Business Conducted	Steps Taken to Avoid a Conflict of Interest, (e.g., did not vote, did not participate in discussion)	Date of Transaction(s) or "Ongoing"

**3)** Identify each individual, business, corporation, union association, firm, partnership, committee, proprietorship, franchise holding company, joint stock company, business or real estate trust, non-profit organization, or other organization or group of people doing business with the education corporation *and* in which such entity, during the preceding school year (July 1 – June 30), you and/or an interested person had a financial interest or other relationship. If you or an interested person are a member, director, officer, or employee of an organization doing business with the education corporation through a management, shared services, or other services agreement, you need not list every transaction between such entity and the education corporation; rather, please identify only the name of the entity, the applicable position in the entity as well as the relationship between such entity and the education corporation.

☒ None

Name and Relationship	Entity Conducting Business with the Education Corporation	Nature of the Person's Interest in the Entity	Nature of Business Conducted	Approximate Value of the Business Conducted	Steps Taken to Avoid Conflict of Interest	Date of Transaction(s) or "Ongoing"

**Trustee Signature**

Signature:

*Will Robalino*

*By signing this Disclosure of Financial Interest Form, the trustee certifies that the information contained in this disclosure is true and accurate to the best of his or her knowledge.*



## 2021 DISCLOSURE OF FINANCIAL INTEREST FORM

Disclosure of financial interest by a not-for-profit charter school education corporation trustee  
For the school year ended June 30, 2021

Education Corporation, Trustee Name and Position(s)	
Name of education corporation:	Achievement First Brooklyn
Name of trustee (print):	Amy Arthur Samuels
Position(s) on board, if any (e.g., chair, treasurer, committee chair, etc.):	Trustee
Email Address:	[REDACTED]

Home Address	
Please complete with <i>changes</i> only:	
Street:	
City, State Zip:	
Phone:	

Business Address	
Please complete with <i>changes</i> only:	
Business Name:	
Street:	
City, State Zip:	
Phone:	

Questions	
1) Are you, or have you been during the last school year (July 1-June 30), an employee of the education corporation? [If you check <b>yes</b> , answer 1a), 1b), and 1c)].	<input type="radio"/> Yes <input checked="" type="radio"/> No
1a) Description of the position:	
1b) Salary:	
1c) Start date:	

2) Are you related, by blood, marriage, or legal adoption/guardianship, to, or do you cohabitate with, any person (any of the foregoing being an "interested person") who is, or, during the last school year (July 1-June 30), was employed by the education corporation, or who could otherwise benefit from your being a trustee? If yes, please identify each interest/transaction (and provide the requested information) that you ("self") or any interested persons have held or engaged in with the education corporation during the prior school year.

None

Name and Relationship	Nature of Financial Interest/Transaction	Approximate Value of the Business Conducted	Steps Taken to Avoid a Conflict of Interest, (e.g., did not vote, did not participate in discussion)	Date of Transaction(s) or "Ongoing"

**3)** Identify each individual, business, corporation, union association, firm, partnership, committee, proprietorship, franchise holding company, joint stock company, business or real estate trust, non-profit organization, or other organization or group of people doing business with the education corporation *and* in which such entity, during the preceding school year (July 1 – June 30), you and/or an interested person had a financial interest or other relationship. If you or an interested person are a member, director, officer, or employee of an organization doing business with the education corporation through a management, shared services, or other services agreement, you need not list every transaction between such entity and the education corporation; rather, please identify only the name of the entity, the applicable position in the entity as well as the relationship between such entity and the education corporation.

✘ None

Name and Relationship	Entity Conducting Business with the Education Corporation	Nature of the Person's Interest in the Entity	Nature of Business Conducted	Approximate Value of the Business Conducted	Steps Taken to Avoid Conflict of Interest	Date of Transaction(s) or "Ongoing"

**Trustee Signature**

Signature:

*Amy Arthur Samuels*

*By signing this Disclosure of Financial Interest Form, the trustee certifies that the information contained in this disclosure is true and accurate to the best of his or her knowledge.*

## 2021 DISCLOSURE OF FINANCIAL INTEREST FORM

Disclosure of financial interest by a not-for-profit charter school education corporation trustee  
For the school year ended June 30, 2021

Education Corporation, Trustee Name and Position(s)	
Name of education corporation:	Achievement First Brooklyn
Name of trustee (print):	Warren Young
Position(s) on board, if any (e.g., chair, treasurer, committee chair, etc.):	Trustee
Email Address:	[REDACTED]

Home Address	
Please complete with <i>changes</i> only:	
Street:	
City, State Zip:	
Phone:	

Business Address	
Please complete with <i>changes</i> only:	
Business Name:	
Street:	
City, State Zip:	
Phone:	

Questions	
1) Are you, or have you been during the last school year (July 1-June 30), an employee of the education corporation? [If you check <b>yes</b> , answer 1a), 1b), and 1c)].	<input type="radio"/> Yes <input checked="" type="radio"/> No
1a) Description of the position:	
1b) Salary:	
1c) Start date:	

2) Are you related, by blood, marriage, or legal adoption/guardianship, to, or do you cohabitate with, any person (any of the foregoing being an "interested person") who is, or, during the last school year (July 1-June 30), was employed by the education corporation, or who could otherwise benefit from your being a trustee? If yes, please identify each interest/transaction (and provide the requested information) that you ("self") or any interested persons have held or engaged in with the education corporation during the prior school year.

None



Name and Relationship	Nature of Financial Interest/Transaction	Approximate Value of the Business Conducted	Steps Taken to Avoid a Conflict of Interest, (e.g., did not vote, did not participate in discussion)	Date of Transaction(s) or "Ongoing"

**3)** Identify each individual, business, corporation, union association, firm, partnership, committee, proprietorship, franchise holding company, joint stock company, business or real estate trust, non-profit organization, or other organization or group of people doing business with the education corporation *and* in which such entity, during the preceding school year (July 1 – June 30), you and/or an interested person had a financial interest or other relationship. If you or an interested person are a member, director, officer, or employee of an organization doing business with the education corporation through a management, shared services, or other services agreement, you need not list every transaction between such entity and the education corporation; rather, please identify only the name of the entity, the applicable position in the entity as well as the relationship between such entity and the education corporation.

☒ None

Name and Relationship	Entity Conducting Business with the Education Corporation	Nature of the Person's Interest in the Entity	Nature of Business Conducted	Approximate Value of the Business Conducted	Steps Taken to Avoid Conflict of Interest	Date of Transaction(s) or "Ongoing"

**Trustee Signature**

Signature:

*Warren Young*

*By signing this Disclosure of Financial Interest Form, the trustee certifies that the information contained in this disclosure is true and accurate to the best of his or her knowledge.*

## 2021 DISCLOSURE OF FINANCIAL INTEREST FORM

Disclosure of financial interest by a not-for-profit charter school education corporation trustee  
For the school year ended June 30, 2021

Education Corporation, Trustee Name and Position(s)	
Name of education corporation:	Achievement First Brooklyn
Name of trustee (print):	Theresa Hayes
Position(s) on board, if any (e.g., chair, treasurer, committee chair, etc.):	Parent
Email Address:	[REDACTED]

Home Address	
Please complete with <i>changes</i> only:	
Street:	[REDACTED]
City, State Zip:	[REDACTED]
Phone:	[REDACTED]

Business Address	
Please complete with <i>changes</i> only:	
Business Name:	
Street:	
City, State Zip:	
Phone:	

Questions	
1) Are you, or have you been during the last school year (July 1-June 30), an employee of the education corporation? [If you check <b>yes</b> , answer 1a), 1b), and 1c)].	<input type="radio"/> Yes <input checked="" type="radio"/> No
1a) Description of the position:	
1b) Salary:	
1c) Start date:	

2) Are you related, by blood, marriage, or legal adoption/guardianship, to, or do you cohabitate with, any person (any of the foregoing being an "interested person") who is, or, during the last school year (July 1-June 30), was employed by the education corporation, or who could otherwise benefit from your being a trustee? If yes, please identify each interest/transaction (and provide the requested information) that you ("self") or any interested persons have held or engaged in with the education corporation during the prior school year.

None



Name and Relationship	Nature of Financial Interest/Transaction	Approximate Value of the Business Conducted	Steps Taken to Avoid a Conflict of Interest, (e.g., did not vote, did not participate in discussion)	Date of Transaction(s) or "Ongoing"

**3)** Identify each individual, business, corporation, union association, firm, partnership, committee, proprietorship, franchise holding company, joint stock company, business or real estate trust, non-profit organization, or other organization or group of people doing business with the education corporation *and* in which such entity, during the preceding school year (July 1 – June 30), you and/or an interested person had a financial interest or other relationship. If you or an interested person are a member, director, officer, or employee of an organization doing business with the education corporation through a management, shared services, or other services agreement, you need not list every transaction between such entity and the education corporation; rather, please identify only the name of the entity, the applicable position in the entity as well as the relationship between such entity and the education corporation.

☒ None

Name and Relationship	Entity Conducting Business with the Education Corporation	Nature of the Person's Interest in the Entity	Nature of Business Conducted	Approximate Value of the Business Conducted	Steps Taken to Avoid Conflict of Interest	Date of Transaction(s) or "Ongoing"

**Trustee Signature**

Signature:

*Theresa Hayes*

*By signing this Disclosure of Financial Interest Form, the trustee certifies that the information contained in this disclosure is true and accurate to the best of his or her knowledge.*

## 2021 DISCLOSURE OF FINANCIAL INTEREST FORM

Disclosure of financial interest by a not-for-profit charter school education corporation trustee  
For the school year ended June 30, 2021

Education Corporation, Trustee Name and Position(s)	
Name of education corporation:	Achievement First Brooklyn
Name of trustee (print):	Kevin Miquelon
Position(s) on board, if any (e.g., chair, treasurer, committee chair, etc.):	Trustee
Email Address:	[REDACTED]

Home Address	
Please complete with <i>changes</i> only:	
Street:	[REDACTED]
City, State Zip:	[REDACTED]
Phone:	[REDACTED]

Business Address	
Please complete with <i>changes</i> only:	
Business Name:	
Street:	
City, State Zip:	
Phone:	

Questions	
1) Are you, or have you been during the last school year (July 1-June 30), an employee of the education corporation? [If you check <b>yes</b> , answer 1a), 1b), and 1c)].	<input type="radio"/> Yes <input checked="" type="radio"/> No
1a) Description of the position:	
1b) Salary:	
1c) Start date:	

2) Are you related, by blood, marriage, or legal adoption/guardianship, to, or do you cohabit with, any person (any of the foregoing being an "interested person") who is, or, during the last school year (July 1-June 30), was employed by the education corporation, or who could otherwise benefit from your being a trustee? If yes, please identify each interest/transaction (and provide the requested information) that you ("self") or any interested persons have held or engaged in with the education corporation during the prior school year.

None

Name and Relationship	Nature of Financial Interest/Transaction	Approximate Value of the Business Conducted	Steps Taken to Avoid a Conflict of Interest, (e.g., did not vote, did not participate in discussion)	Date of Transaction(s) or "Ongoing"

**3)** Identify each individual, business, corporation, union association, firm, partnership, committee, proprietorship, franchise holding company, joint stock company, business or real estate trust, non-profit organization, or other organization or group of people doing business with the education corporation *and* in which such entity, during the preceding school year (July 1 – June 30), you and/or an interested person had a financial interest or other relationship. If you or an interested person are a member, director, officer, or employee of an organization doing business with the education corporation through a management, shared services, or other services agreement, you need not list every transaction between such entity and the education corporation; rather, please identify only the name of the entity, the applicable position in the entity as well as the relationship between such entity and the education corporation.

☒ None

Name and Relationship	Entity Conducting Business with the Education Corporation	Nature of the Person's Interest in the Entity	Nature of Business Conducted	Approximate Value of the Business Conducted	Steps Taken to Avoid Conflict of Interest	Date of Transaction(s) or "Ongoing"

**Trustee Signature**

Signature: *Kevin Miquelon*

*By signing this Disclosure of Financial Interest Form, the trustee certifies that the information contained in this disclosure is true and accurate to the best of his or her knowledge.*

AUGUST 2021						
S	M	T	W	Th	F	S
	23	24	25	26	27	28
29	30	31				

26 **First Day of School** – Grades K,5  
 30 **First Day of School** – All scholars

SEPTEMBER 2021						
S	M	T	W	Th	F	S
			1	2	3	4
5	6	7	8	9	10	11
12	13	14	15	16	17	18
19	20	21	22	23	24	25
26	27	28	29	30		

6 **School Closed**-Labor Day  
 7-8 **School Open** - Rosh Hashanah  
 16 **School Open** - Yom Kippur

OCTOBER 2021						
S	M	T	W	Th	F	S
					1	2
3	4	5	6	7	8	9
10	11	12	13	14	15	16
17	18	19	20	21	22	23
24	25	26	27	28	29	30

11 **School Closed**- Indigenous People's Day

NOVEMBER 2021						
S	M	T	W	Th	F	S
	1	2	3	4	5	6
7	8	9	10	11	12	13
14	15	16	17	18	19	20
21	22	23	24	25	26	27
28	29	30				

2 **School Closed** – Election Day  
 11 **School Closed** – Veteran's Day  
 25-26 **School Closed**– Thanksgiving Break

DECEMBER 2021						
S	M	T	W	Th	F	S
			1	2	3	4
5	6	7	8	9	10	11
12	13	14	15	16	17	18
19	20	21	22	23	24	25
26	27	28	29	30	31	

20-31 **School Closed** - Winter Break

JANUARY 2022						
S	M	T	W	Th	F	S
						1
2	3	4	5	6	7	8
9	10	11	12	13	14	15
16	17	18	19	20	21	22
23	24	25	26	27	28	29
30	31					

6 **School Open** – Three King's Day  
 17 **School Closed** - Martin Luther King Jr. Day

FEBRUARY 2022						
S	M	T	W	Th	F	S
		1	2	3	4	5
6	7	8	9	10	11	12
13	14	15	16	17	18	19
20	21	22	23	24	25	26
27	28					

1 **School Open** – Lunar New Year  
 21-25 **School Closed** – President's Day / February Break

MARCH 2022						
S	M	T	W	Th	F	S
		1	2	3	4	5
6	7	8	9	10	11	12
13	14	15	16	17	18	19
20	21	22	23	24	25	26
27	28	29	30	31		

29-30 **State Exam** – English/  
 Language Arts (3-8)

APRIL 2022						
S	M	T	W	Th	F	S
					1	2
3	4	5	6	7	8	9
10	11	12	13	14	15	16
17	18	19	20	21	22	23
24	25	26	27	28	29	30

15-22 **School Closed** – Good Friday / Spring Break  
 26-27 **State Exam** – Math (3-8)

MAY 2022						
S	M	T	W	Th	F	S
1	2	3	4	5	6	7
8	9	10	11	12	13	14
15	16	17	18	19	20	21
22	23	24	25	26	27	28
29	30	31				

3 **School Open** – Eid al-Fitr  
 24-31 **State Exam** – Science Performance (4<sup>th</sup> & 8<sup>th</sup> Only)  
 30 **School Closed** - Memorial Day

- 1-3 **State Exam** – Science Performance (4<sup>th</sup> & 8<sup>th</sup> Only)
- 6 **State Exam** – Science Written (4<sup>th</sup> & 8<sup>th</sup> Only)
- 15-23 **State Exam** – Regents Testing (Algebra - 8<sup>th</sup> Only)
- 20 **School Closed** – Observed for Juneteenth
- 24 **Last Day of School for scholars**
- 27 Summer Vacation Begins

JUNE 2022						
S	M	T	W	Th	F	S
			1	2	3	4
5	6	7	8	9	10	11
12	13	14	15	16	17	18
19	20	21	22	23	24	25
26	27	28	29	30		

## New York ES/MS 2021-2022 Academic Calendar





# Certificate of Occupancy

**CO Number: 310034012F**

This certifies that the premises described herein conforms substantially to the approved plans and specifications and to the requirements of all applicable laws, rules and regulations for the uses and occupancies specified. No change of use or occupancy shall be made unless a new Certificate of Occupancy is issued. *This document or a copy shall be available for inspection at the building at all reasonable times.*

<b>A.</b>	<b>Borough:</b> Brooklyn	<b>Block Number:</b> 02011	<b>Certificate Type:</b> Final
	<b>Address:</b> 510 WAVERLY AVENUE	<b>Lot Number(s):</b> 39	<b>Effective Date:</b> 03/28/2011
	<b>Building Identification Number (BIN):</b> 3057561	<b>Building Type:</b> Altered	
<i>For zoning lot metes &amp; bounds, please see BISWeb.</i>			
<b>B.</b>	<b>Construction classification:</b> 1-C	(1968 Code)	
	<b>Building Occupancy Group classification:</b> G	(1968 Code)	
	<b>Multiple Dwelling Law Classification:</b> HAEA		
	<b>No. of stories:</b> 6	<b>Height in feet:</b> 89	<b>No. of dwelling units:</b> 0
<b>C.</b>	<b>Fire Protection Equipment:</b> None associated with this filing.		
<b>D.</b>	<b>Type and number of open spaces:</b> None associated with this filing.		
<b>E.</b>	<b>This Certificate is issued with the following legal limitations:</b> None		
<b>Borough Comments:</b> None			

Borough Commissioner

Commissioner



# Certificate of Occupancy

**CO Number: 310034012F**

This certifies that the premises described herein conforms substantially to the approved plans and specifications and to the requirements of all applicable laws, rules and regulations for the uses and occupancies specified. No change of use or occupancy shall be made unless a new Certificate of Occupancy is issued. *This document or a copy shall be available for inspection at the building at all reasonable times.*

<b>A.</b>	<b>Borough:</b> Brooklyn	<b>Block Number:</b> 02011	<b>Certificate Type:</b> Final
	<b>Address:</b> 510 WAVERLY AVENUE	<b>Lot Number(s):</b> 39	<b>Effective Date:</b> 03/28/2011
	<b>Building Identification Number (BIN):</b> 3057561	<b>Building Type:</b> Altered	
<i>For zoning lot metes &amp; bounds, please see BISWeb.</i>			
<b>B.</b>	<b>Construction classification:</b> 1-C (1968 Code)		
	<b>Building Occupancy Group classification:</b> G (1968 Code)		
	<b>Multiple Dwelling Law Classification:</b> HAEA		
	<b>No. of stories:</b> 6	<b>Height in feet:</b> 89	<b>No. of dwelling units:</b> 0
<b>C.</b>	<b>Fire Protection Equipment:</b> None associated with this filing.		
<b>D.</b>	<b>Type and number of open spaces:</b> None associated with this filing.		
<b>E.</b>	<b>This Certificate is issued with the following legal limitations:</b> None		
<b>Borough Comments:</b> None			

Borough Commissioner

Commissioner




# Certificate of Occupancy

CO Number: 310034012F

## Permissible Use and Occupancy

All Building Code occupancy group designations are 1968 designations, except RES, COM, or PUB which are 1938 Building Code occupancy group designations.

Floor From To	Maximum persons permitted	Live load lbs per sq. ft.	Building Code occupancy group	Dwelling or Rooming Units	Zoning use group	Description of use
---------------	---------------------------	---------------------------	-------------------------------	---------------------------	------------------	--------------------



*John Lee, R.A.*

Borough Commissioner

*Robert L. ...*

Commissioner



# Certificate of Occupancy

CO Number: 310034012F

## Permissible Use and Occupancy

All Building Code occupancy group designations are 1968 designations, except RES, COM, or PUB which are 1938 Building Code occupancy group designations.

Floor From To	Maximum persons permitted	Live load lbs per sq. ft.	Building Code occupancy group	Dwelling or Rooming Units	Zoning use group	Description of use

*John J. ... R.A.*

Borough Commissioner

*[Signature]*

Commissioner




# Certificate of Occupancy

CO Number: 310034012F

## Permissible Use and Occupancy

All Building Code occupancy group designations are 1968 designations, except RES, COM, or PUB which are 1938 Building Code occupancy group designations.

Floor From To	Maximum persons permitted	Live load lbs per sq. ft.	Building Code occupancy group	Dwelling or Rooming Units	Zoning use group	Description of use
---------------	---------------------------	---------------------------	-------------------------------	---------------------------	------------------	--------------------



*[Handwritten signature]*  
R.A.

Borough Commissioner

*[Handwritten signature]*

Commissioner





# Certificate of Occupancy

CO Number: 310034012F

## Permissible Use and Occupancy

All Building Code occupancy group designations are 1968 designations, except RES, COM, or PUB which are 1938 Building Code occupancy group designations.

Floor From To	Maximum persons permitted	Live load lbs per sq. ft.	Building Code occupancy group	Dwelling or Rooming Units	Zoning use group	Description of use
[Redacted Content]						
NOTE: CRPN# 200803130010000200TECD73 .....CRPN# 200803130010000100TECD31						
END OF SECTION						

Borough Commissioner

Commissioner

END OF DOCUMENT



# Certificate of Occupancy

**CO Number: 310034012F**

This certifies that the premises described herein conforms substantially to the approved plans and specifications and to the requirements of all applicable laws, rules and regulations for the uses and occupancies specified. No change of use or occupancy shall be made unless a new Certificate of Occupancy is issued. *This document or a copy shall be available for inspection at the building at all reasonable times.*

<b>A.</b>	<b>Borough:</b> Brooklyn	<b>Block Number:</b> 02011	<b>Certificate Type:</b> Final
	<b>Address:</b> 510 WAVERLY AVENUE	<b>Lot Number(s):</b> 39	<b>Effective Date:</b> 03/28/2011
	<b>Building Identification Number (BIN):</b> 3057561	<b>Building Type:</b> Altered	
<i>For zoning lot metes &amp; bounds, please see BISWeb.</i>			
<b>B.</b>	<b>Construction classification:</b> 1-C	(1968 Code)	
	<b>Building Occupancy Group classification:</b> G	(1968 Code)	
	<b>Multiple Dwelling Law Classification:</b> HAEA		
	<b>No. of stories:</b> 6	<b>Height in feet:</b> 89	<b>No. of dwelling units:</b> 0
<b>C.</b>	<b>Fire Protection Equipment:</b> None associated with this filing.		
<b>D.</b>	<b>Type and number of open spaces:</b> None associated with this filing.		
<b>E.</b>	<b>This Certificate is issued with the following legal limitations:</b> None		
<b>Borough Comments:</b> None			

Borough Commissioner

Commissioner



# Certificate of Occupancy

**CO Number: 310034012F**

This certifies that the premises described herein conforms substantially to the approved plans and specifications and to the requirements of all applicable laws, rules and regulations for the uses and occupancies specified. No change of use or occupancy shall be made unless a new Certificate of Occupancy is issued. *This document or a copy shall be available for inspection at the building at all reasonable times.*

<b>A.</b>	<b>Borough:</b> Brooklyn	<b>Block Number:</b> 02011	<b>Certificate Type:</b> Final
	<b>Address:</b> 510 WAVERLY AVENUE	<b>Lot Number(s):</b> 39	<b>Effective Date:</b> 03/28/2011
	<b>Building Identification Number (BIN):</b> 3057561	<b>Building Type:</b> Altered	
<i>For zoning lot metes &amp; bounds, please see BISWeb.</i>			
<b>B.</b>	<b>Construction classification:</b> 1-C	(1968 Code)	
	<b>Building Occupancy Group classification:</b> G	(1968 Code)	
	<b>Multiple Dwelling Law Classification:</b> HAEA		
	<b>No. of stories:</b> 6	<b>Height in feet:</b> 89	<b>No. of dwelling units:</b> 0
<b>C.</b>	<b>Fire Protection Equipment:</b> None associated with this filing.		
<b>D.</b>	<b>Type and number of open spaces:</b> None associated with this filing.		
<b>E.</b>	<b>This Certificate is issued with the following legal limitations:</b> None		
<b>Borough Comments:</b> None			

Borough Commissioner

Commissioner




# Certificate of Occupancy

CO Number: 310034012F

## Permissible Use and Occupancy

All Building Code occupancy group designations are 1968 designations, except RES, COM, or PUB which are 1938 Building Code occupancy group designations.

Floor From To	Maximum persons permitted	Live load lbs per sq. ft.	Building Code occupancy group	Dwelling or Rooming Units	Zoning use group	Description of use
---------------	---------------------------	---------------------------	-------------------------------	---------------------------	------------------	--------------------



*John Lee, R.A.*

Borough Commissioner

*Robert L. ...*

Commissioner




# Certificate of Occupancy

CO Number: 310034012F

## Permissible Use and Occupancy

All Building Code occupancy group designations are 1968 designations, except RES, COM, or PUB which are 1938 Building Code occupancy group designations.

Floor From To	Maximum persons permitted	Live load lbs per sq. ft.	Building Code occupancy group	Dwelling or Rooming Units	Zoning use group	Description of use
---------------	---------------------------	---------------------------	-------------------------------	---------------------------	------------------	--------------------



*John J. ... R.A.*

Borough Commissioner

*[Signature]*

Commissioner





# Certificate of Occupancy

CO Number: 310034012F

## Permissible Use and Occupancy

All Building Code occupancy group designations are 1968 designations, except RES, COM, or PUB which are 1938 Building Code occupancy group designations.

Floor From To	Maximum persons permitted	Live load lbs per sq. ft.	Building Code occupancy group	Dwelling or Rooming Units	Zoning use group	Description of use

*[Handwritten Signature]*  
R.A.

Borough Commissioner

*[Handwritten Signature]*

Commissioner

*Certificate of Occupancy*

CO Number: 310034012F

Permissible Use and Occupancy						
All Building Code occupancy group designations are 1968 designations, except RES, COM, or PUB which are 1938 Building Code occupancy group designations.						
Floor From To	Maximum persons permitted	Live load lbs per sq. ft.	Building Code occupancy group	Dwelling or Rooming Units	Zoning use group	Description of use
[Redacted Content]						
END OF SECTION						

*[Handwritten Signature]*, R.A.

Borough Commissioner

*[Handwritten Signature]*

Commissioner

END OF DOCUMENT



# T20210310.0005 - Maintenance, Tom Wilson 347-715-0810

## GENERAL INFORMATION

**Account**

510 Waverly Ave Endeavor Charter School  
510 Waverly Avenue  
AF Endeavor Charter School  
Brooklyn, NY  
718-404-1857

**Location**

Primary Location  
510 Waverly Avenue  
AF Endeavor Charter School  
Brooklyn, NY  
718-404-1857

**Contact**

customer customer  
[REDACTED]

**Created**

03/10/2021 10:56 AM EST (141d 1h 0m ago) - Alana Weltz

**Last Activity**

03/21/2021 08:51 AM EST (130d 4h 5m ago)

**Report Date**

07/29/2021

**Ticket Type**

Service Request

**Ticket Category**

Standard

**Total Billable Hours**

8.5000

**Total Hours Worked**

8.5000

## DESCRIPTION

**Description**

maintenance

## DETAILS

**General****Account**

510 Waverly Ave Endeavor Charter School

**Status**

Complete

**Contact**

customer customer

**Priority**

High

**Ticket Information****Issue Type**

Fire Alarm System

**Due Date**

03/19/2021 07:30 AM EST

**Sub-Issue Type****Estimated Hours****Source**

Phone

**Service Level Agreement**

Inspection and Cleanings Only





# T20210310.0005 - Maintenance, Tom Wilson 347-715-0810

## GENERAL INFORMATION

**Account**


510 Waverly Ave Endeavor Charter School  
510 Waverly Avenue  
AF Endeavor Charter School  
Brooklyn, NY  
718-404-1857

**Location**

Primary Location  
510 Waverly Avenue  
AF Endeavor Charter School  
Brooklyn, NY  
718-404-1857

**Contact**

customer customer

**Created**

03/10/2021 10:56 AM EST (141d 1h 0m ago) - Alana Weltz

**Last Activity**

03/21/2021 08:51 AM EST (130d 4h 5m ago)

**Report Date**

07/29/2021

**Ticket Type**

Service Request

**Ticket Category**

Standard

**Total Billable Hours**

8.5000

**Total Hours Worked**

8.5000

## DESCRIPTION

**Description**

maintenance

## DETAILS

**General****Account**

510 Waverly Ave Endeavor Charter School

**Status**

Complete

**Contact**

customer customer

**Priority**

High

**Ticket Information****Issue Type**

Fire Alarm System

**Due Date**

03/19/2021 07:30 AM EST

**Sub-Issue Type****Estimated Hours****Source**

Phone

**Service Level Agreement**

Inspection and Cleanings Only



